




## 10. SETUP PHOTOS


### RADIATED EMISSION BELOW 30 MHz




**A1554**



**A1553**





**RADIATED EMISSION BELOW 1GHz**





**A1554**



**A1553**




**AC MAINS LINE CONDUCTED EMISSION**

LINE CONDUCTED EMISSION (FRONT - STANDBY)



LINE CONDUCTED EMISSION (BACK - STANDBY)




**A1554**

LINE CONDUCTED EMISSION (FRONT - OPERATING)





LINE CONDUCTED EMISSION (BACK - OPERATING)





**A1553**



**END OF REPORT**