




12. SETUP PHOTOS

ANTENNA PORT CONDUCTED RF MEASUREMENT SETUP




RADIATED RF MEASUREMENT SETUP (BELOW 1 GHz)




RADIATED RF MEASUREMENT SETUP (ABOVE 1 GHz)

RADIATED FRONT PHOTO (ABAVE 1 GHz)



RADIATED BACK PHOTO (ABAVE 1 GHz)



POWERLINE CONDUCTED EMISSIONS MEASUREMENT SETUP

LINE CONDUCTED FRONT PHOTO



LINE CONDUCTED BACK PHOTO




DYNAMIC FREQUENCY SELECTION MEASUREMENT SETUP

STANDARD CLIENT MODE

DFS FRONT PHOTO (EUT)



DFS BACK PHOTO (EUT)




CLIENT TO CLIENT MODE

DFS FRONT PHOTO (EUT)



DFS BACK PHOTO (EUT)



FULL SETUP

DFS FRONT PHOTO (CLIENT MODE SETUP)



DFS FRONT PHOTO (CLIENT-TO-CLIENT COMMUNICATIONS MODE SETUP)



END OF REPORT