



13. SETUP PHOTOS

ANTENNA PORT CONDUCTED RF MEASUREMENT SETUP



RADIATED RF MEASUREMENT SETUP (BELOW 1 GHz)

RADIATED FRONT PHOTO (BELOW 1 GHz)




RADIATED BACK PHOTO (BELOW 1 GHz)




RADIATED RF MEASUREMENT SETUP (ABOVE 1 GHz)

RADIATED FRONT PHOTO (1-18 GHz)



RADIATED BACK PHOTO (1-18 GHz)



RADIATED FRONT PHOTO (18-26 GHz)




RADIATED BACK PHOTO (18-26 GHz)



RADIATED FRONT PHOTO (18-40 GHz)




RADIATED BACK PHOTO (18-40 GHz)



POWERLINE CONDUCTED EMISSIONS MEASUREMENT SETUP

LINE CONDUCTED FRONT PHOTO



LINE CONDUCTED BACK PHOTO



DYNAMIC FREQUENCY SELECTION MEASUREMENT SETUP

DFS FRONT PHOTO



DFS BACK PHOTO



END OF REPORT