



13. SETUP PHOTOS


13.1. ANTENNA PORT CONDUCTED RF MEASUREMENT SETUP



13.2. RADIATED RF MEASUREMENT SETUP FOR PORTABLE CONFIGURATION



Y-AXIS FRONT PHOTO



Z-AXIS FRONT PHOTO




13.3. POWERLINE CONDUCTED EMISSIONS MEASUREMENT SETUP

LINE CONDUCTED FRONT PHOTO




LINE CONDUCTED BACK PHOTO




13.4. DYNAMIC FREQUENCY SELECTION MEASUREMENT SETUP

DFS FRONT PHOTO



DFS BACK PHOTO



END OF REPORT