



13. SETUP PHOTOS

13.1. ANTENNA PORT CONDUCTED RF MEASUREMENT SETUP




13.2. RADIATED RF MEASUREMENT SETUP FOR PORTABLE CONFIGURATION

X-AXIS FRONT PHOTO



Y-AXIS FRONT PHOTO




Z-AXIS FRONT PHOTO




13.3. POWERLINE CONDUCTED EMISSIONS MEASUREMENT SETUP

LINE CONDUCTED FRONT PHOTO



LINE CONDUCTED BACK PHOTO



13.4. DYNAMIC FREQUENCY SELECTION MEASUREMENT SETUP

DFS FRONT PHOTO (EUT)



DFS BACK PHOTO (EUT)



DFS FRONT PHOTO (CLIENT MODE SETUP)



DFS FRONT PHOTO (CLIENT-TO-CLIENT COMMUNICATIONS MODE SETUP)



END OF REPORT