



10. SETUP PHOTOS

ANTENNA PORT CONDUCTED RF MEASUREMENT SETUP



RADIATED RF MEASUREMENT SETUP FOR PORTABLE CONFIGURATION




Y-AXIS PHOTO



Z-AXIS PHOTO



ENVIRONMENTAL CHAMBER PHOTO



END OF REPORT