


## 11. SETUP PHOTOS


### ANTENNA PORT CONDUCTED RF MEASUREMENT SETUP



**RADIATED RF MEASUREMENT SETUP**



RADIATED BACK PHOTO



**DIGITAL DEVICE RADIATED EMISSIONS SETUP**

DIGITAL DEVICE FRONT PHOTO




DIGITAL DEVICE BACK PHOTO



**POWERLINE CONDUCTED EMISSIONS MEASUREMENT SETUP**

LINE CONDUCTED FRONT PHOTO





LINE CONDUCTED BACK PHOTO



**END OF REPORT**