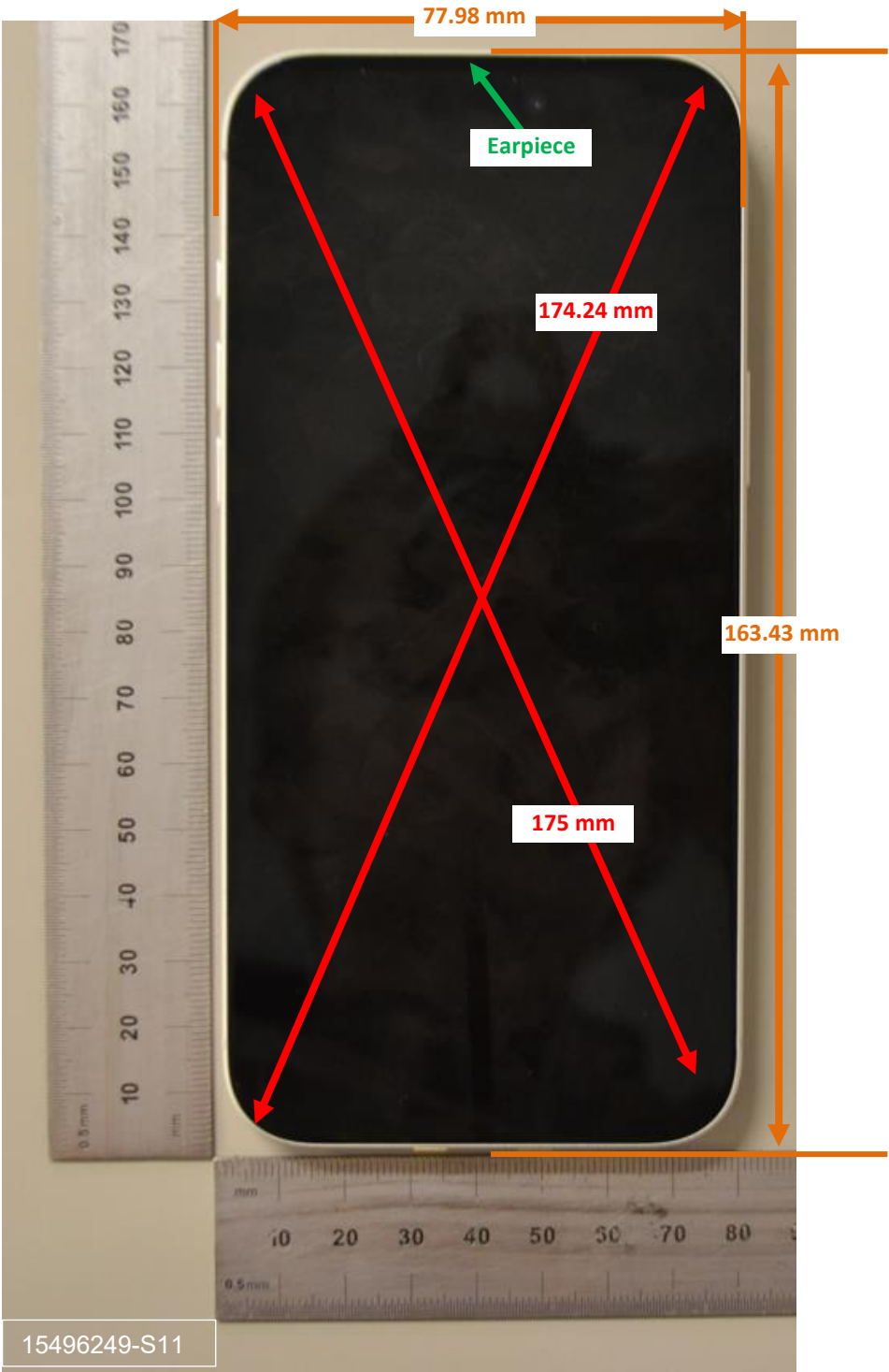


DUT and SAR Set-up Photos

Photograph 1: Overall Dimensions



Photograph 2: Front View of the DUT



Photograph 3: Back View of the DUT



Photograph 4: Back View of the DUT with Battery Pack

15496224-S11




Setup Photos

Photograph 5: Handset Vertical and Horizontal Reference Lines



Head Exposure Conditions

Photograph 6: Head, Left Cheek, 0 mm



Photograph 7: Head, Left Tilt, 0 mm




Photograph 8: Head, Right Cheek, 0 mm




Power Density Setup Photos

Photograph 9: Edge Top, 2 mm



Photograph 10: Edge Right, 2 mm



Antenna Dimensions & Separation Distances

