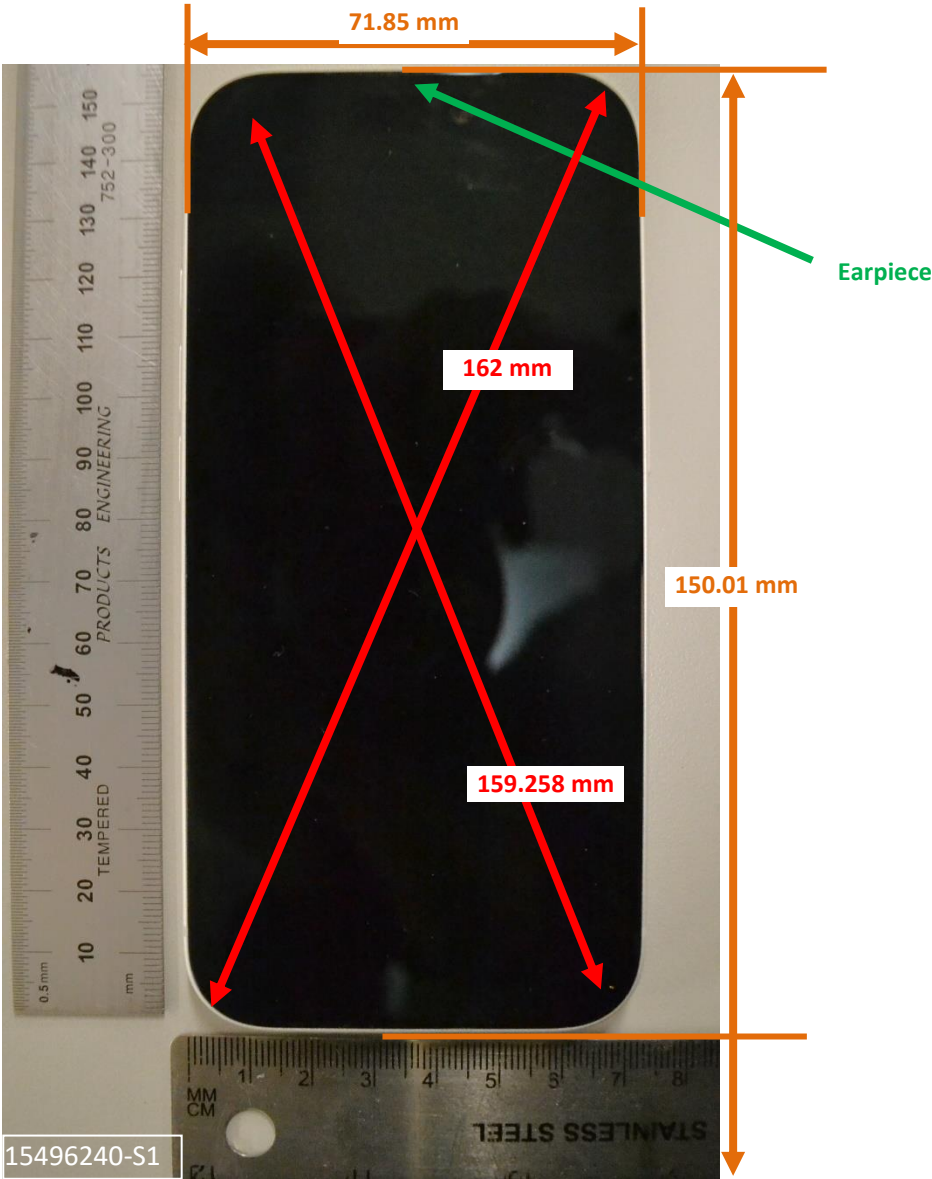


DUT and SAR Set-up Photos

Photograph 1: Overall Dimensions



Photograph 2: Front View of the DUT



Photograph 3: Rear View of the DUT



Setup Photos

Photograph 4: Handset Vertical and Horizontal Reference Lines


Vertical
Center Line

Horizontal
Line




Head Exposure Conditions

Photograph 5: Head, Right Cheek, 0 mm




Body-worn Accessory & Hotspot mode Exposure Conditions

Photograph 6: Body & Hotspot, Back, 5 mm




Hotspot Exposure Conditions

Photograph 7: Extremity, Edge Left, 0 mm



Power Density Setup Photos

Photograph 8: Back, 2 mm



Antenna Dimensions & Separation Distances

