SAR EVALUATION REPORT

IEEE Std 1528-2013

For
SMARTPHONE

FCC ID: BCG-E8948A

Model Name: A3260

Report Number: 15496282-S1V4
Issue Date: 9/5/2025

Prepared for
APPLE INC.
1 APPLE PARK WAY
CUPERTINO, CA 95014-2084

Prepared by
UL VERIFICATION SERVICES INC.
47173 BENICIA STREET
FREMONT, CA 94538, U.S.A.
TEL: (510) 319-4000
FAX: (510) 661-0888

CERT #0751.05

Revision History

Rev.	Date	Revisions	Revised By
V1	7/22/2025	Initial Issue	--
V2	7/28/2025	Added Section 13: Antenna Cluster Analysis Updated Sections: 1,6,8,9,10.44,11,12.15 Updated Appendix: C	AJ Newcomer
V3	7/31/2025	Updated Sections: 6.6.1, 6.6.2, 13	AJ Newcomer
V4	9/5/2025	Updated Section 6.5	Christopher Kuwatani

This report shall not be reproduced without the written approval of UL Verification Services Inc.

Table of Contents

1. Attestation of Test Results 7

2. Test Specification, Methods and Procedures 8

3. Facilities and Accreditation 9

4. SAR Measurement System & Test Equipment 10

4.1. SAR Measurement System 10

4.2. SAR Scan Procedures 11

4.3. PD Measurement Procedures 13

4.3.1. System Verification Scan Procedures 13

4.3.2. Scan Procedures 13

4.3.3. Test Equipment 14

5. Measurement Uncertainty 19

6. Device Under Test (DUT) Information 20

6.1. DUT Description 20

6.2. Wireless Technologies 21

6.3. General LTE SAR Test and Reporting Considerations 22

6.4. LTE (TDD) Considerations 25

6.5. General 5G NR(FR1) SAR Test and Reporting Considerations 26

6.6. Time-Averaged SAR (TAS) Feature 28

6.6.1. Cellular TAS 28

6.6.2. Connectivity TAS 28

7. RF Exposure Conditions (Test Configurations) 29

8. Dielectric Property Measurements & System Check 30

8.1. SAR Dielectric Property Measurements and System Checks 30

8.2. PD System Validations & System Check 82

9. Conducted Output Power Measurements 84

9.1. GSM 85

9.2. W-CDMA 88

9.3. LTE 99

9.4. LTE Up-Link Carrier Aggregation 191

9.5. LTE Down-Link Carrier Aggregation 197

9.6. 5G NR(FR1) 198

9.7. Wi-Fi 2.4GHz (DTS Band) 238

9.8. Wi-Fi 5GHz (U-NII 1-3 Bands) 241

9.9. Wi-Fi 6GHz (U-NII 5-8 Bands) 246

This report shall not be reproduced without the written approval of UL Verification Services Inc.

9.10. Bluetooth 255
9.11. NB UNII 258
9.12. MSS (Mobile Satellite Service) 261
9.13. 802.15.4 262
9.14. 802.15.4ab NB 264

10. Measured and Reported (Scaled) SAR Results 265
10.1. GSM850 267
10.2. GSM1900 267
10.3. W-CDMA Band II 268
10.4. W-CDMA Band IV 269
10.5. W-CDMA Band V 270
10.6. LTE Band 5 (10MHz Bandwidth) 270
10.7. LTE Band 7 (20MHz Bandwidth) 272
10.8. LTE Band 12 (10MHz Bandwidth) 274
10.9. LTE Band 13 (10MHz Bandwidth) 275
10.10. LTE Band 14 (10MHz Bandwidth) 276
10.11. LTE Band 25 (20MHz Bandwidth) 277
10.12. LTE Band 26 (10MHz Bandwidth) 279
10.13. LTE Band 30 (10MHz Bandwidth) 280
10.14. LTE Band 41 PC3 (20MHz Bandwidth) 281
10.15. LTE Band 41 PC2 (20MHz Bandwidth) 284
10.16. LTE Band 48 (20MHz Bandwidth) 285
10.17. LTE Band 53 (10MHz Bandwidth) 287
10.18. LTE Band 66 (20MHz Bandwidth) 288
10.19. LTE Band 71 (20MHz Bandwidth) 290
10.20. NR Band n5 (20MHz Bandwidth) 291
10.21. NR Band n7 (40MHz Bandwidth) 292
10.22. NR Band n12 (15MHz Bandwidth) 293
10.23. NR Band n14 (10MHz Bandwidth) 294
10.24. NR Band n25 (40MHz Bandwidth) 295
10.25. NR Band n26 (20MHz Bandwidth) 296
10.26. NR Band n30 (10MHz Bandwidth) 297
10.27. NR Band n41 PC3 (100MHz Bandwidth) 298
10.28. NR Band n41 PC2 (100MHz Bandwidth) 299
10.29. NR Band n48 (100MHz Bandwidth) 300
10.30. NR Band n53 (10MHz Bandwidth) 301
10.31. NR Band n66 (40MHz Bandwidth) 302

This report shall not be reproduced without the written approval of UL Verification Services Inc.

10.32. NR Band n70 (15MHz Bandwidth) ... 303
10.33. NR Band n71 (20MHz Bandwidth) ... 304
10.34. NR Band n77 (Block A) PC3 (100MHz Bandwidth) ... 305
10.35. NR Band n77 (Block C) PC3 (100MHz Bandwidth) ... 306
10.36. NR Band n77 PC2 (100MHz Bandwidth) ... 307
10.37. Wi-Fi 2.4 GHz(DTS Band) ... 308
10.38. Wi-Fi 5 GHz (U-NII 1-3 Bands) ... 309
10.39. Wi-Fi 6 GHz (U-NII 5-8 Bands) ... 312
10.40. Wi-Fi 6 GHz (U-NII 5-8 Bands) Power Density ... 314
10.41. Bluetooth 2.4GHz ... 315
10.42. NB UNII ... 316
10.43. NB UNII 5 Power Density ... 318
10.44. MSS (Mobile Satellite Service) ... 318
10.45. 802.15.4 ... 319
10.46. 802.15.4ab - NB ... 320
10.47. NFC ... 320

11. SAR Measurement Variability ... 321

12. Simultaneous Transmission Conditions ... 322
12.1. Connectivity (1) & Connectivity (2) ... 324
12.2. Connectivity (1) & Connectivity (2) & 802.15.4ab ... 324
12.3. WWAN PS1(TNE) & Connectivity ... 325
12.4. WWAN PS1(PCE) & Connectivity ... 325
12.5. WWAN PS1(CBE) & Connectivity ... 325
12.6. WWAN PS1(TNE) & Connectivity & 802.15.4ab ... 325
12.7. WWAN PS1(PCE) & Connectivity & 802.15.4ab ... 326
12.8. WWAN PS1(CBE) & Connectivity & 802.15.4ab ... 326
12.9. WWAN PS2(TNE) & Connectivity ... 326
12.10. WWAN PS2(PCE) & Connectivity ... 326
12.11. WWAN PS2(CBE) & Connectivity ... 327
12.12. WWAN PS2(TNE) & Connectivity & 802.15.4ab ... 327
12.13. WWAN PS2(PCE) & Connectivity & 802.15.4ab ... 327
12.14. WWAN PS2(CBE) & Connectivity & 802.15.4ab ... 327
12.15. MSS (TNE) & NFC ... 327

13. Antenna Cluster Analysis ... 328
13.1. WWAN PS1 & Connectivity Antenna Clustering ... 329
13.2. WWAN PS2 & Connectivity Antenna Clustering ... 331

This report shall not be reproduced without the written approval of UL Verification Services Inc.

13.3. SPLSR Analysis 333
13.3.1. SPLSR for Back Analysis 333
13.3.2. SPLSR for Front Analysis 339
13.3.3. SPLSR for Edge Right Analysis 345
13.3.4. SPLSR for Edge Left Analysis 348
13.4. Multi-Tx Combiner Analysis 351
13.4.1. Multi-Tx Combiner for Back Analysis 351
13.4.2. Multi-Tx Combiner for Edge Right Analysis 352
13.4.3. Multi-Tx Combiner for Edge Left Analysis 353

Appendixes 354
Appendix A: SAR/PD Setup Photos 354
Appendix B: SAR/PD System Check Plots 354
Appendix C: SAR/PD Highest Test Plots 354
Appendix D: Tissue Ingredients 354
Appendix E: Probe Certificates 354
Appendix F: Dipole Certificates 354
Appendix G: Multi-Tx Combiner Test Plots 354

This report shall not be reproduced without the written approval of UL Verification Services Inc.

1. Attestation of Test Results

Applicant Name		APPLE INC.							
FCC ID		BCG-E8948A							
Model Name		A3260							
Applicable Standards		Published RF exposure KDB procedures IEEE Std 1528-2013							
Exposure Category		SAR Limits (W/Kg)							
		Peak Spatial-Average (1g of tissue)				Extremities (hands, wrists, ankles, etc.) (10g of tissue)			
General population / Uncontrolled exposure		1.6				4			
RF Exposure Conditions		Equipment Class - Highest Reported SAR (W/kg)							
		PCE	TNE	CBE	DTS	NII	6CD	DSS	DXX
Head		1.190	1.186	1.177	1.174	0.045	0.044	1.186	N/A
Body-worn (Dist.= 5 mm)		1.189	0.848	1.162	0.958	1.184	0.957	0.736	N/A
Hotspot (Dist.= 5 mm)		1.189	1.135	1.183	0.958	1.184	0.957	0.797	N/A
Extremities (Dist.= 0 mm)		N/A	2.719	N/A	N/A	N/A	N/A	N/A	0.000
Simultaneous TX	Head	1.579	1.431	1.582	1.582	1.582	1.582	1.582	N/A
	Body-worn	1.584	1.581	1.560	1.581	1.581	1.581	1.581	N/A
	Hotspot	1.597	1.597	1.597	1.597	1.597	1.597	1.597	N/A
	Extremities	N/A	2.719	N/A	N/A	N/A	N/A	N/A	2.719
Exposure Category		Radiofrequency (RF) Radiation Exposure (above 6GHz)							
		Uncontrol (mW/cm^2 over 4 cm^2) 30 min average				Occupational/controlled (mW/cm^2 over 4 cm^2) 6 min average			
General population / Uncontrolled exposure		1.0				5			
PD Result		0.683							
Date Tested		4/16/2025 to 7/28/2025							
Test Results		Complies							

UL Verification Services Inc. tested the above equipment in accordance with the requirements set forth in the above standards. The test results show that the equipment tested can demonstrate compliance with the requirements as documented in this report.

This report contains data provided by the customer which can impact the validity of results. UL Verification Services Inc. is only responsible for the validity of results after the integration of the data provided by the customer.

The results documented in this report apply only to the tested sample, under the conditions and modes of operation as described herein. It is the manufacturer's responsibility to assure that additional production units of this model are manufactured with identical electrical and mechanical components. All samples tested were in good operating condition throughout the entire test program. Measurement Uncertainties are published for informational purposes only and were not considered unless noted otherwise.

This document may not be altered or revised in any way unless done so by UL Verification Services Inc. and all revisions are noted in the revisions section. Any alteration of this document not carried out by UL Verification Services Inc. will constitute fraud and shall nullify the document. This report must not be used by the client to claim product certification, approval, or endorsement by A2LA, NIST, or any agency of the U.S. Government, or any agency of the U.S. government.

Approved & Released By:	Prepared By:
Devin Chang Senior Test Engineer UL Verification Services Inc.	AJ Newcomer Laboratory Engineer UL Verification Services Inc.

This report shall not be reproduced without the written approval of UL Verification Services Inc.

2. Test Specification, Methods and Procedures

The tests documented in this report were performed in accordance with FCC 47 CFR § 2.1093, IEEE Std 1528-2013, the following FCC Published RF exposure KDB procedures:

SAR

- 248227 D01 802.11 Wi-Fi SAR v02r02
- 447498 D01 General RF Exposure Guidance v06
- 447498 D03 Supplement C Cross-Reference v01
- 648474 D04 Handset SAR v01r03
- 865664 D01 SAR measurement 100 MHz to 6 GHz v01r04
- 865664 D02 RF Exposure Reporting v01r02
- 941225 D01 3G SAR Procedures v03r01
- 941225 D05 SAR for LTE Devices v02r05
- 941225 D05A LTE Rel.10 KDB Inquiry Sheet v01r02
- 941225 D06 Hotspot Mode v02r01
- 941225 D07 UMPC Mini Tablet v01r02

In addition to the above, the following information was used:

- **TCB workshop** October 2014; RF Exposure Procedures (Other LTE Considerations)
- **TCB workshop** April 2015; RF Exposure Procedures (Overlapping LTE Bands)
- **TCB workshop** October 2015; RF Exposure Procedures (KDB 941225 D05A)
- **TCB workshop** April 2016; RF Exposure Procedures (LTE Carrier Aggregation for DL)
- **TCB workshop** October 2016; RF Exposure Procedures (LTE Carrier Aggregation for UL)
- **TCB workshop** October 2016; RF Exposure Procedures (Bluetooth Duty Factor)
- **TCB workshop** October 2016; RF Exposure Procedures (DUT Holder Perturbations)
- **TCB workshop** May 2017; RF Exposure Procedures (Broadband Liquid Above 3 GHz)
- **TCB workshop** May 2017; RF Exposure Procedures (LTE Band 41 Power Class 2)
- **TCB workshop** November 2017; RF Exposure Procedures (LTE UL/DL Carrier Aggregation SAR)
- **TCB workshop** April 2018; RF Exposure Procedures (LTE DL CA SAR Test Exclusion)
- **TCB workshop** October 2018; RF Exposure Procedures (LTE Inter-Band Uplink Carrier Aggregation – Interim Procedures)
- **TCB workshop** April 2019; RF Exposure Procedures (802.11ax SAR Testing)
- **TCB workshop** November 2019; RF Exposure Policy Updates (5G NR FR1 NSA EN-DCUE SAR Evaluations)
- **TCB workshop** October 2020; 5G and RF Exposure Procedures (U-NII 6-7 GHz SAR Testing)
- **TCB workshop** April 2021; RF Exposure Procedures (Remarks on Test Reductions via Data Referencing for Closely Related Products)
- **TCB workshop** April 2022; RF Exposure Procedures (Sum-Peak Location Separation Ratio)

This report shall not be reproduced without the written approval of UL Verification Services Inc.

PD

- 447498 D01 General RF Exposure Guidance v06
- 865664 D02 RF Exposure Reporting v01r02
- 388624 D02 Pre-Approval Guidance List v18r05
- 248227 D01 802.11 Wi-Fi SAR v02r02
- SPEAG DASY8 System Handbook; part 4 DASY8 Module mmWave
- SPEAG DASY8 Application Note: SAR, APD & PD at 6 – 10 GHz (Version 5), April 2022
- IEC/IEEE 63195-1:2022 Assessment of power density of human exposure to radio frequency fields from wireless devices in close proximity to the head and body (frequency range of 6 GHz to 300 GHz) - Part 1: Measurement procedure
- TCB workshop November 2017; RF Exposure Procedures (Power Density Evaluation)
- TCB workshop October 2018; RF Exposure Procedures (Millimeter Wave Assessment)
- TCB workshop April 2019; RF Exposure Procedures (Millimeter Wave RF Exposure Evaluation)
- TCB workshop November 2019; RF Exposure Procedures (Millimeter Wave Scan Requirements)
- TCB workshop October 2020; RF Exposure Procedures (U NII 6-7 GHz RF Exposure)
- TCB workshop October 2022; RF Exposure Policies and Procedures (f-above-6 GHz Portable Devices)

3. Facilities and Accreditation

The test sites and measurement facilities used to collect data are located at

47173 Benicia Street	47266 Benicia Street
SAR Labs A to I	SAR Labs 1 to 26

UL Verification Services Inc. is accredited by A2LA, Certificate Number 0751.05

The Test Lab Conformity Assessment Body Identifier (CABID)

Location	CABID	Company Number
47173 Benicia Street, Fremont, CA, 94538 UNITED STATES	US0104	2324A
47266 Benicia Street, Fremont, CA, 94538 UNITED STATES		

This report shall not be reproduced without the written approval of UL Verification Services Inc.

4. SAR Measurement System & Test Equipment

4.1. SAR Measurement System

The DASY system used for performing compliance tests consists of the following items:

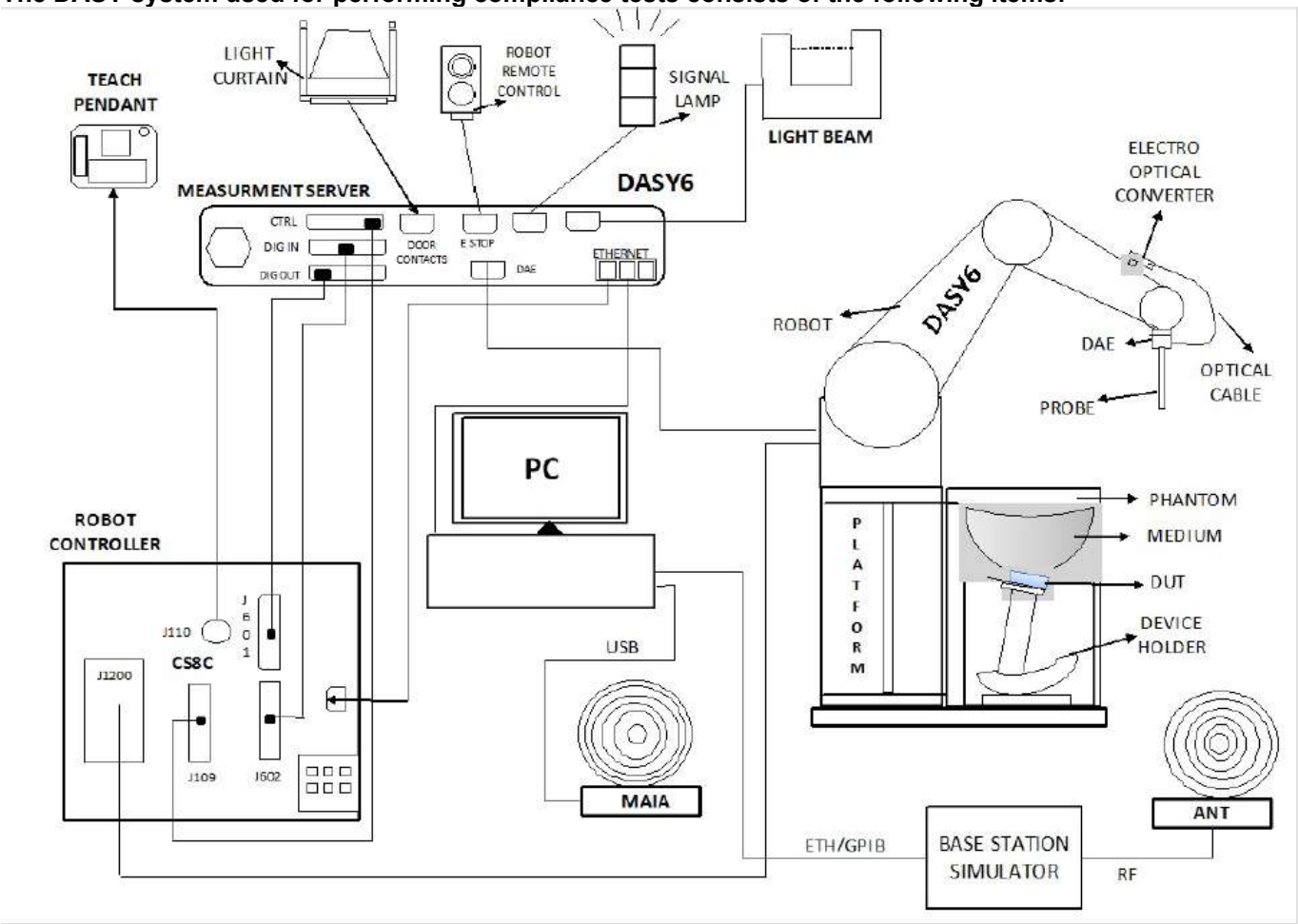

- A standard high precision 6-axis robot with controller, teach pendant and software. An arm extension for accommodating the data acquisition electronics (DAE).
- An isotropic Field probe optimized and calibrated for the targeted measurement.
- A data acquisition electronics (DAE) which performs the signal amplification, signal multiplexing, AD-conversion, offset measurements, mechanical surface detection, collision detection, etc. The unit is battery powered with standard or rechargeable batteries. The signal is optically transmitted to the EOC.
- The Electro-optical converter (EOC) performs the conversion from optical to electrical signals for the digital communication to the DAE. To use optical surface detection, a special version of the EOC is required. The EOC signal is transmitted to the measurement server.
- The function of the measurement server is to perform the time critical tasks such as signal filtering, control of the robot operation and fast movement interrupts.
- The Light Beam used is for probe alignment. This improves the (absolute) accuracy of the probe positioning.
- A computer running Win10 and the DASY6/8[1] software.
- Remote control and teach pendant as well as additional circuitry for robot safety such as warning lamps, etc.
- The phantom, the device holder, and other accessories according to the targeted measurement.

[1] DASY6/8 software used: DASY6.16.2 or DASY8.16.2 and older generations.

This report shall not be reproduced without the written approval of UL Verification Services Inc.

4.2. SAR Scan Procedures

Step 1: Power Reference Measurement

The Power Reference Measurement and Power Drift Measurements are for monitoring the power drift of the device under test in the batch process. The minimum distance of probe sensors to surface determines the closest measurement point to phantom surface. The minimum distance of probe sensors to surface is 2.1 mm. This distance cannot be smaller than the distance of sensor calibration points to probe tip as defined in the probe properties.

Step 2: Area Scan

The Area Scan is used as a fast scan in two dimensions to find the area of high field values, before doing a fine measurement around the hot spot. The sophisticated interpolation routines implemented in DASY software can find the maximum locations even in relatively coarse grids. When an Area Scan has measured all reachable points, it computes the field maximal found in the scanned area, within a range of the global maximum. The range (in dB) is specified in the standards for compliance testing. For example, a 2 dB range is required in IEC/IEEE 62209-1528, whereby 3 dB is a requirement when compliance is assessed in accordance with the ARIB standard (Japan). If only one Zoom Scan follows the Area Scan, then only the absolute maximum will be taken as reference. For cases where multiple maximums are detected, the number of Zoom Scans has to be increased accordingly.

Area Scan Parameters extracted from KDB 865664 D01 SAR Measurement 100 MHz to 6 GHz

	≤ 3 GHz	> 3 GHz
Maximum distance from closest measurement point (geometric center of probe sensors) to phantom surface	5 ± 1 mm	½·δ·ln(2) ± 0.5 mm
Maximum probe angle from probe axis to phantom surface normal at the measurement location	30° ± 1°	20° ± 1°
Maximum area scan spatial resolution: Δx_{Area}, Δy_{Area}	≤ 2 GHz: ≤ 15 mm 2 – 3 GHz: ≤ 12 mm	3 – 4 GHz: ≤ 12 mm 4 – 6 GHz: ≤ 10 mm
	When the x or y dimension of the test device, in the measurement plane orientation, is smaller than the above, the measurement resolution must be ≤ the corresponding x or y dimension of the test device with at least one measurement point on the test device.	

This report shall not be reproduced without the written approval of UL Verification Services Inc.

Step 3: Zoom Scan

Zoom Scans are used to assess the peak spatial SAR values within a cubic averaging volume containing 1 g and 10 g of simulated tissue. The Zoom Scan measures points (refer to table below) within a cube whose base faces are centered on the maxima found in a preceding area scan job within the same procedure. When the measurement is done, the Zoom Scan evaluates the averaged SAR for 1 g and 10 g and displays these values next to the job's label.

Zoom Scan Parameters extracted from KDB 865664 D01 SAR Measurement 100 MHz to 6 GHz

			≤ 3 GHz	> 3 GHz
Maximum zoom scan spatial resolution: Δx_{Zoom}, Δy_{Zoom}			≤ 2 GHz: ≤ 8 mm 2 – 3 GHz: ≤ 5 mm*	3 – 4 GHz: ≤ 5 mm* 4 – 6 GHz: ≤ 4 mm*
Maximum zoom scan spatial resolution, normal to phantom surface	uniform grid: $\Delta z_{Zoom}(n)$		≤ 5 mm	3 – 4 GHz: ≤ 4 mm 4 – 5 GHz: ≤ 3 mm 5 – 6 GHz: ≤ 2 mm
	graded grid	$\Delta z_{Zoom}(1)$: between 1st two points closest to phantom surface	≤ 4 mm	3 – 4 GHz: ≤ 3 mm 4 – 5 GHz: ≤ 2.5 mm 5 – 6 GHz: ≤ 2 mm
		$\Delta z_{Zoom}(n>1)$: between subsequent points	$\leq 1.5 \cdot \Delta z_{Zoom}(n-1)$	
Minimum zoom scan volume	x, y, z		≥ 30 mm	3 – 4 GHz: ≥ 28 mm 4 – 5 GHz: ≥ 25 mm 5 – 6 GHz: ≥ 22 mm

Note: δ is the penetration depth of a plane-wave at normal incidence to the tissue medium; see draft standard IEEE P1528-2011 for details.

* When zoom scan is required and the *reported* SAR from the *area scan based 1-g SAR estimation* procedures of KDB 447498 is ≤ 1.4 W/kg, ≤ 8 mm, ≤ 7 mm and ≤ 5 mm zoom scan resolution may be applied, respectively, for 2 GHz to 3 GHz, 3 GHz to 4 GHz and 4 GHz to 6 GHz.

Step 4: Power drift measurement

The Power Drift Measurement measures the field at the same location as the most recent power reference measurement within the same procedure, and with the same settings. The Power Drift Measurement gives the field difference in dB from the reading conducted within the last Power Reference Measurement. This allows a user to monitor the power drift of the device under test within a batch process. The measurement procedure is the same as Step 1.

This report shall not be reproduced without the written approval of UL Verification Services Inc.

4.3. PD Measurement Procedures

4.3.1. System Verification Scan Procedures

DASY8 Module mmWave supports “5G Scan”, a fine resolution scan performed on two different planes which is used to reconstruct the E- and H-fields as well as the power density; the average power density is derived from this measurement.

Step 1: Power Reference Measurement

The Power Reference Measurement and Power Drift Measurements are for monitoring the power drift of the device under test in the batch process. The minimum distance of probe sensors to surface determines the closest measurement point to devise under test.

Step 2: 5G Scan

The steps in the X, Y, and Z directions are specified in terms of fractions of the signal wavelength, lambda. Area Scan Parameters extracted from SPEAG DASY8 System Handbook; part 4 DASY8 Module mmWave.

Recommended settings for measurement of verification sources

Frequency [GHz]	Grid step	Grid extent X/Y [mm]	Measurement points
10	0.125 $\left(\frac{\lambda}{8}\right)$	60/60	18×18
30	0.25 $\left(\frac{\lambda}{4}\right)$	60/60	26×26
45	0.25 $\left(\frac{\lambda}{4}\right)$	42/42	28×28
60	0.25 $\left(\frac{\lambda}{4}\right)$	32.5/32.5	28×28
90	0.25 $\left(\frac{\lambda}{4}\right)$	30/30	38×38

The minimum distance of probe sensors to the verification source surface, horn antenna, is 10 mm for 10 GHz and 5.55mm for 30 GHz and above.

Step 3: Power drift measurement

The Power Drift Measurement measures the field at the same location as the most recent power reference measurement within the same procedure, and with the same settings. The Power Drift Measurement gives the field difference in dB from the reading conducted within the last Power Reference Measurement. This allows a user to monitor the power drift of the device under test within a batch process. The measurement procedure is the same as Step 1.

When the drift is larger than ± 5 %, test is repeated from step1.

4.3.2. Scan Procedures

Step 1: Power Reference Measurement

Same as System Verification Scan Procedures step 1.

Step 2: 5G Scan

Same as System Verification Scan Procedures step 2. But measurement area is defined based on TCB work shop April 2019, “A sufficiently large measurement region and proper measurement spatial resolution are required to maintain field reconstruction accuracy”.

–Fields at the measurement region boundary should be ~20-30 dB below the peaks

Step 3: Power drift measurement

Same as System Verification Scan Procedures step 3.

When the drift is smaller than ± 5 %, it is considered in the uncertainty budget if drifts larger than 5%, uncertainty is re-calculated.

This report shall not be reproduced without the written approval of UL Verification Services Inc.

4.3.3. Test Equipment

The measuring equipment used to perform the tests documented in this report has been calibrated in accordance with the manufacturers' recommendations and is traceable to recognized national standards.

Dielectric Property Measurements

Name of Equipment	Manufacturer	Type/Model	Serial No.	Cal. Due Date
S-Parameter Network Analyzer	Rohde & Schwarz	ZNLE6	171919	2/28/2026
Dielectric Probe kit	SPEAG	DAK-3.5 Probe	1087	9/4/2025
Shorting Block	SPEAG	DAK-3.5 Short	T059	N/A
Thermometer	Fisher Scientific	Traceable	240054866	1/31/2026
Dielectric Probe kit	SPEAG	DAK-12 Probe	167145	1/31/2026
Shorting Block	SPEAG	DAK-12 Short	167145	1/31/2026
Vector Network Analyzer	Copper Mountain Tech	R140N	21130078	1/1/2026
Dielectric Probe kit	SPEAG	DAK-3.5	1103	2/10/2026
Shorting Block	SPEAG	DAK-3.5 Short	SM DAK 200 BA	2/28/2026
Thermometer	Fisher Scientific	Traceable	240029160	1/31/2026
S-Parameter Network Analyzer	Rohde & Schwarz	ZNLE6	23.0012K56-101274-	2/28/2026
Dielectric Probe kit	SPEAG	DAK-3.5	1082	4/14/2026
Shorting Block	SPEAG	DAK-3.5 Short	SM DAK 200 BA	4/14/2026
Thermometer	Fisher Scientific	Traceable	240029257	1/31/2026

System Check

Name of Equipment	Manufacturer	Type/Model	Serial No.	Cal. Due Date
Signal Generator	R & S	SMB100A	168412	1/31/2026
Wideband Power Sensor	Agilent	N1921A	80119	1/31/2026
Power Sensor	R & S	NRP18A	171443	2/28/2026
Power Meter	HP	437B	82600	1/31/2026
Directional coupler	Mini-circuits	ZUDC10-183+	PRE0181620	N/A
Power Meter	Keysight	N1911A	1684412	1/31/2026
DC Power Supply	HP	6296A	T1363	N/A
DC Power Supply	Sorensen	XT 15-4	PRE0178948	N/A
Power Source	SPEAG	POWERSOURCE1	4371	4/1/2025
Power Source	SPEAG	POWERSOURCE1	4378	5/9/2025
Power Source	SPEAG	POWERSOURCE1	4348	12/11/2025
Signal Generator	R & S	SMB100A	06.6000K03-180968-	2/28/2026
DC Power Supply	Sorensen Ametek	XT 15-4	1319A02780	N/A
Power Sensor	Agilent	8481A	2349A36506	9/16/2016
Power Sensor	Agilent	8481A	3318A92374	9/16/2016
Amplifier	MITEQ	AMF-4D-00400600-50-30P	1795092	N/A
Bi-directional coupler	Werlatone	C8060-102	4062	N/A
Bi-directional coupler	Mini-Circuits	ZUDC10-183+	1722	N/A
Bi-directional coupler	Werlatone	C8060-102	2149	N/A

Note(s):

*Equipment not used past calibration due date.

This report shall not be reproduced without the written approval of UL Verification Services Inc.

Lab Equipment

Name of Equipment	Manufacturer	Type/Model	Serial No.	Cal. Due Date
E-Field Probe (SAR Lab A)	SPEAG	EX3DV4	7810	5/8/2026
E-Field Probe (SAR Lab B)	SPEAG	EX3DV4	7779	5/8/2026
E-Field Probe (SAR Lab C)	SPEAG	EX3DV4	7569	4/8/2026
E-Field Probe (SAR Lab D)	SPEAG	EX3DV4	3885	11/5/2025
E-Field Probe (SAR Lab E)	SPEAG	EX3DV4	3686	1/13/2026
E-Field Probe (SAR Lab F)	SPEAG	EX3DV4	7448	2/10/2026
E-Field Probe (SAR Lab G)	SPEAG	EX3DV4	3749	1/13/2026
E-Field Probe (SAR Lab H)	SPEAG	EX3DV4	3990	2/7/2026
E-Field Probe (SAR Lab I)	SPEAG	EX3DV4	7897	10/30/2025
E-Field Probe (SAR Lab 1)	SPEAG	EX3DV4	7915	3/21/2026
E-Field Probe (SAR Lab 2)	SPEAG	EX3DV4	7914	3/17/2026
E-Field Probe (SAR Lab 3)	SPEAG	EX3DV4	7501	3/12/2026
E-Field Probe (SAR Lab 4)	SPEAG	EX3DV4	7820	5/8/2026
E-Field Probe (SAR Lab 5)	SPEAG	EX3DV4	7585	4/11/2026
E-Field Probe (SAR Lab 6)	SPEAG	EX3DV4	3989	1/13/2026
E-Field Probe (SAR Lab 7)	SPEAG	EX3DV4	7808	3/12/2026
E-Field Probe (SAR Lab 8)	SPEAG	EX3DV4	3773	2/11/2026
E-Field Probe (SAR Lab 9)	SPEAG	EX3DV4	3991	11/4/2025
E-Field Probe (SAR Lab 10)	SPEAG	EX3DV4	3772	2/11/2026
E-Field Probe (SAR Lab 11)	SPEAG	EX3DV4	3902	3/10/2026
E-Field Probe (SAR Lab 12)	SPEAG	EX3DV4	7498	3/11/2026
E-Field Probe (SAR Lab 14)	SPEAG	EX3DV4	7356	3/10/2026
E-Field Probe (SAR Lab 15)	SPEAG	EX3DV4	7589	4/8/2026
E-Field Probe (SAR Lab 17)	SPEAG	EX3DV4	7908	3/3/2026
E-Field Probe (SAR Lab 18)	SPEAG	EX3DV4	7807	5/8/2026
E-Field Probe (SAR Lab 20)	SPEAG	EX3DV4	7910	2/23/2026
E-Field Probe (SAR Lab 21)	SPEAG	EX3DV4	7909	2/5/2026
E-Field Probe (SAR Lab 24)	SPEAG	EX3DV4	7335	1/13/2026
E-Field Probe (SAR Lab 26)	SPEAG	EX3DV4	7463	4/9/2026
E-Field Probe (SAR Lab 22)	SPEAG	EUmmWV4	9619	3/5/2026
E-Field Probe (SAR Lab 23)	SPEAG	EUmmWV4	9532	2/17/2026
E-Field Probe (SAR Lab 25)	SPEAG	EUmmWV4	9493	1/13/2026

Note(s):

*Equipment not used past calibration due date.

This report shall not be reproduced without the written approval of UL Verification Services Inc.

Lab Equipment

Name of Equipment	Manufacturer	Type/Model	Serial No.	Cal. Due Date
Data Acquisition Electronics (SAR Lab A)	SPEAG	DAE4	1434	5/9/2026
Data Acquisition Electronics (SAR Lab B)	SPEAG	DAE4	1787	5/9/2026
Data Acquisition Electronics (SAR Lab C)	SPEAG	DAE4	1547	4/14/2026
Data Acquisition Electronics (SAR Lab D)	SPEAG	DAE4	1359	1/8/2026
Data Acquisition Electronics (SAR Lab E)	SPEAG	DAE4	1357	1/13/2026
Data Acquisition Electronics (SAR Lab F)	SPEAG	DAE4	1377	9/4/2025
Data Acquisition Electronics (SAR Lab G)	SPEAG	DAE4	1380	2/6/2026
Data Acquisition Electronics (SAR Lab H)	SPEAG	DAE4	1545	2/6/2026
Data Acquisition Electronics (SAR Lab I)	SPEAG	DAE4	1798	5/9/2026
Data Acquisition Electronics (SAR Lab 1)	SPEAG	DAE4ip	1894	3/18/2026
Data Acquisition Electronics (SAR Lab 2)	SPEAG	DAE4ip	1893	3/18/2026
Data Acquisition Electronics (SAR Lab 3)	SPEAG	DAE4	1352	4/14/2026
Data Acquisition Electronics (SAR Lab 4)	SPEAG	DAE4	1797	5/9/2026
Data Acquisition Electronics (SAR Lab 5)	SPEAG	DAE4	1675	5/12/2026
Data Acquisition Electronics (SAR Lab 6)	SPEAG	DAE4	1257	9/10/2025
Data Acquisition Electronics (SAR Lab 7)	SPEAG	DAE4	1546	3/6/2026
Data Acquisition Electronics (SAR Lab 8)	SPEAG	DAE4	1544	1/13/2026
Data Acquisition Electronics (SAR Lab 9)	SPEAG	DAE4	1472	1/15/2026
Data Acquisition Electronics (SAR Lab 10)	SPEAG	DAE4	1258	3/11/2026
Data Acquisition Electronics (SAR Lab 11)	SPEAG	DAE4	1259	3/6/2026
Data Acquisition Electronics (SAR Lab 12)	SPEAG	DAE4	1439	3/11/2026
Data Acquisition Electronics (SAR Lab 14)	SPEAG	DAE4	1239	3/10/2026
Data Acquisition Electronics (SAR Lab 15)	SPEAG	DAE4ip	1619	4/10/2026
Data Acquisition Electronics (SAR Lab 17)	SPEAG	DAE4	1433	2/5/2026
Data Acquisition Electronics (SAR Lab 18)	SPEAG	DAE4	1796	5/9/2026
Data Acquisition Electronics (SAR Lab 20)	SPEAG	DAE4ip	1882	2/12/2026
Data Acquisition Electronics (SAR Lab 21)	SPEAG	DAE4ip	1883	2/17/2026
Data Acquisition Electronics (SAR Lab 24)	SPEAG	DAE4ip	1892	3/4/2026
Data Acquisition Electronics (SAR Lab 26)	SPEAG	DAE4	1799	5/9/2026
Data Acquisition Electronics (SAR Lab 22)	SPEAG	DAE4	1540	1/8/2026
Data Acquisition Electronics (SAR Lab 23)	SPEAG	DAE4	1548	2/7/2026
Data Acquisition Electronics (SAR Lab 25)	SPEAG	DAE4	1716	3/11/2026

This report shall not be reproduced without the written approval of UL Verification Services Inc.

Lab Equipment

Name of Equipment	Manufacturer	Type/Model	Serial No.	Cal. Due Date
System Validation Dipole	SPEAG	D750V3	1019	4/13/2026
System Validation Dipole	SPEAG	D750V3	1024	5/11/2026
System Validation Dipole	SPEAG	D750V3	1071	11/7/2025
System Validation Dipole	SPEAG	D835V2	4d002	11/7/2025
System Validation Dipole	SPEAG	D835V2	4d117	5/11/2026
System Validation Dipole	SPEAG	D1640V2	324	6/13/2026
System Validation Dipole	SPEAG	D1750V2	1050	4/19/2026
System Validation Dipole	SPEAG	D1750V2	1053	10/13/2025
System Validation Dipole	SPEAG	D1900V2	5d140	4/14/2026
System Validation Dipole	SPEAG	D2300V2	1002	4/11/2026
System Validation Dipole	SPEAG	D2300V2	1058	4/10/2026
System Validation Dipole	SPEAG	D2450V2	706	1/20/2026
System Validation Dipole	SPEAG	D2450V2	748	2/8/2026
System Validation Dipole	SPEAG	D2600V2	1006	10/13/2025
System Validation Dipole	SPEAG	D2600V2	1036	4/11/2026
System Validation Dipole	SPEAG	D3500V2	1011	4/17/2026
System Validation Dipole	SPEAG	D3500V2	1060	2/7/2026
System Validation Dipole	SPEAG	D3700V2	1039	4/11/2026
System Validation Dipole	SPEAG	D3900V2	1102	10/24/2025
System Validation Dipole	SPEAG	D5GHzV2	1003	2/22/2026
System Validation Dipole	SPEAG	D5GHzV2	1138	2/3/2026
System Validation Dipole	SPEAG	D5GHzV2	1168	2/6/2026
System Validation Dipole	SPEAG	D6.5GHzV2	1032	4/14/2026
System Validation Dipole	SPEAG	D6.5GHzV2	1033	3/15/2026
System Validation Dipole	SPEAG	CLA13	1008	1/12/2026
5G Verification Source	SPEAG	10GHz	1015	9/6/2025

Note(s):

Dipole Calibration Date has been extended past 1 year. Impedance measurements have been performed to validate Dipole performance.

This report shall not be reproduced without the written approval of UL Verification Services Inc.

Other

Name of Equipment	Manufacturer	Type/Model	Serial No.	Cal. Due Date
Base Station Simulator	R & S	CMW500	124593-SS	2/28/2026
Base Station Simulator	R & S	CMW500	135384	2/28/2026
Base Station Simulator	R & S	CMW500	137873	2/28/2026
Base Station Simulator	R & S	CMW500	259688	3/31/2026
Base Station Simulator	R & S	CMW500	86119	2/28/2026
Base Station Simulator	R & S	CMW500	85698	3/31/2026
Base Station Simulator	R & S	CMW500	231727	2/28/2026
Base Station Simulator	R & S	CMW500	81849	2/28/2026
Base Station Simulator	R & S	CMW500	259610	3/31/2026
Base Station Simulator	R & S	CMW500	259607	3/31/2026
Base Station Simulator	R & S	CMW500	259689	3/31/2026
Base Station Simulator	R & S	CMW500	231726	2/28/2026
Base Station Simulator	R & S	CMW500	208880	2/28/2026
Base Station Simulator	R & S	CMW500	171875-WG	9/2/2025
Base Station Simulator	R & S	CMW500	171871-Gd	9/2/2025
Power Meter	Keysight	N1911A	MY55196015	1/31/2026
Power Meter	Keysight	N1921A	MY55296004	1/31/2026
Power Sensor	Aligent	N1921A	MY53260010	1/31/2026
Power Meter	Keysight	N1911A	MY55196015	1/31/2026
Power Meter	Keysight	N1921A	MY55296004	1/31/2026
Power Sensor	Aligent	N1921A	MY53260010	1/31/2026

This report shall not be reproduced without the written approval of UL Verification Services Inc.

5. Measurement Uncertainty

SAR

Per KDB 865664 D01 SAR Measurement 100 MHz to 6 GHz, when the highest measured 1-g SAR within a frequency band is < 1.5 W/kg and the measured 10-g SAR within a frequency band is < 3.75 W/kg. The expanded SAR measurement uncertainty must be ≤ 30%, for a confidence interval of k = 2. If these conditions are met, extensive SAR measurement uncertainty analysis described in IEEE Std 1528-2013 is not required in SAR reports submitted for equipment approval. Therefore, the measurement uncertainty is not required.

PD

a		b	c	d f(d,k)	e	f = b×*e/d*	g
Error Description		Unc.Value (±dB)	Probab. Distri.	Div.	*ci*	Std. Unc. (±dB)	vi
Uncertainty terms dependent on the measurement system							
CAL	Calibration Repeatability	0.49	Normal	1	1	0.49	∞
COR	Probe correction	0	Rectangular	1.732	1	0.00	∞
FRS	Frequency response (BW 1 GHz)	0.20	Rectangular	1.732	1	0.12	∞
SCC	Sensor cross coupling	0	Rectangular	1.732	1	0.00	∞
ISO	Isotropy	0.50	Rectangular	1.732	1	0.29	∞
LIN	Linearity	0.20	Rectangular	1.732	1	0.12	∞
PSC	Probe scattering	0	Rectangular	1.732	1	0.00	∞
PPO	Probe positioning o set	0.30	Rectangular	1.732	1	0.17	∞
PPR	Probe positioning repeatability	0.04	Rectangular	1.732	1	0.02	∞
SMO	Sensor mechanical o set	0	Rectangular	1.732	1	0.00	∞
PSR	Probe spatial resolution	0	Rectangular	1.732	1	0.00	∞
FLD	Field impedance dependance	0	Rectangular	1.732	1	0.00	∞
APD	Amplitude and phase drift	0	Rectangular	1.732	1	0.00	∞
APN	Amplitude and phase noise	0.04	Rectangular	1.732	1	0.02	∞
TR	Measurement area truncation	0	Rectangular	1.732	1	0.00	∞
DAQ	Data acquisition	0.03	Normal	1	1	0.03	∞
SMP	Sampling	0	Rectangular	1.732	1	0.00	∞
REC	Field reconstruction	0.60	Rectangular	1.732	1	0.35	∞
TRA	Forw ard transformation	0	Rectangular	1.732	1	0.00	∞
SCA	Pow er density scaling	-	Rectangular	1.732	1	-	∞
SAV	Spatial averaging	0.10	Rectangular	1.732	1	0.06	∞
SDL	System detection limit	0.04	Rectangular	1.732	1	0.02	∞
Uncertainty terms dependent on the DUT and environmental factors							
PC	Probe coupling w ith DUT	0	Rectangular	1.732	1	0	∞
MOD	Modulation response	0.40	Rectangular	1.732	1	0.23	∞
IT	Integration time	0	Rectangular	1.732	1	0	∞
RT	Response time	0	Rectangular	1.732	1	0	∞
DH	Device holder influence	0.10	Rectangular	1.732	1	0.06	∞
DAQ	DUT alignment	0	Rectangular	1.732	1	0	∞
AC	RF ambient conditions	0.04	Rectangular	1.732	1	0.02	∞
AR	Ambient reflections	0.04	Rectangular	1.732	1	0.02	∞
MSI	Immunity / secondary reception	0	Rectangular	1.732	1	0	∞
DRI	Drift of the DUT	0.21	Rectangular	1.732	1	0.12	∞
Combined Standard Uncertainty Uc(f) =			RSS			0.76	∞
Expanded Uncertainty U, Coverage Factor = 2, > 95 % Confidence =						1.52	

This report shall not be reproduced without the written approval of UL Verification Services Inc.

6. Device Under Test (DUT) Information

6.1. DUT Description

The Apple iPhone is a smartphone with cellular GSM, GPRS, EGPRS, WCDMA, LTE, 5GNR1, IEEE 802.11a/b/g/n/ac/ax/be, Bluetooth (BT), Ultra-Wideband (UWB), Global Positioning System (GPS), Near-Field Communication (NFC), Narrow-Band (NB) UNII, 802.15.4, 802.15.4ab-Narrow Band (NB), Wireless Power Transfer (WPT) and Mobile Satellite Service (MSS) technologies. The rechargeable battery is not user accessible. This device is not user-serviceable and requires special tools to disassemble. Refer to the Technical Description for model support.

All Models have the same PCB layout, circuit design, common components, antennas, and antenna locations across their respective reference models. The cellular modem, Wi-Fi, BT, NFC, WPT, UWB, NB UNII, 802.15.4, 802.15.4ab-NB, and MSS transmitters are identical.

The device supports two power modes for both Mode A (OBD:0) and Mode B (OBD:1). Mode A power is used when the device is used against the user's head. Mode B power is used when the device is used in a Body-worn/Hotspot/Extremity configuration by the user. Power was measured in accordance with the device's two power modes for standalone for each antenna.

In AirPlay mode, the device uses same power and power control mechanism as Wi-Fi. AirPlay is not supported in hotspot mode. AirPlay utilize the same 802.11 modes, modulation, MIMO, Channel Bandwidth, etc. as Wi-Fi does. Therefore, AirPlay usage is categorized by the Wi-Fi SAR testing contained in Section 10.

The test samples provided in this project are representative of the units that will be sold.

Refer to the Technical Description for model's support.

Device Dimension	Refer to Appendix A
Back Cover	The Back Cover is not removable
Battery Options	The rechargeable battery is not user accessible.
Accessory	Headset
Wireless Router (Hotspot)	Wi-Fi Hotspot mode permits the device to share its cellular data connection with other Wi-Fi-enabled devices. ☒ Mobile Hotspot (Wi-Fi 2.4 GHz) ☒ Mobile Hotspot Wi-Fi 5.2(UNII-1)/5.8 GHz(UNII-3)
AirPlay	AirPlay mode enabled devices transfer data directly between each other ☒ AirPlay (Wi-Fi 2.4 GHz) ☒ AirPlay (Wi-Fi 5 GHz) ☒ AirPlay (Wi-Fi 6 GHz VLP only)
Bluetooth Tethering (Hotspot)	BT Tethering mode permits the device to share its cellular data connection with other devices. ☒ BT Tethering (Bluetooth 2.4 GHz)

This report shall not be reproduced without the written approval of UL Verification Services Inc.

6.2. Wireless Technologies

Wireless technologies	Frequency bands	Operating mode	
GSM	850 1900	Voice (GMSK) GPRS (GMSK) EDGE (8PSK)	GSM Class : B Multi-Slot Class: Class 10 - 2 Up, 4 Down
		Does this device support DTM (Dual Transfer Mode)? ☐ Yes ☒ No	
W-CDMA (UMTS)	Band 2 Band 4 Band 5	UMTS Rel. 99 (Voice & Data) HSDPA (Rel. 5) HSUPA (Rel. 6) HSPA+ (Rel. 7) DC-HSDPA (Rel. 8)	
LTE	**FDD Bands** 2/4/5/7/12/13/14/17/25/26/29(DL)/30/66/71 **TDD Bands** 41/48/53 **Carrier Aggregation** FDD Bands 5B/7C TDD Bands 41C/48C	QPSK 16QAM 64QAM 256QAM Carrier Aggregation (2 Uplinks and 5 Downlinks)	
5G NR (FR1)	**FDD Bands** n2/n5/n7/n12/n14/n25/n26/n29 (DL)/n30/n66/n70/n71 **TDD Bands** n41/n48/n53/n77	DFT-s-OFDM: Pi/2 BPSK, QPSK, 16QAM, 64QAM, 256QAM CP-OFDM: QPSK, 16QAM, 64QAM, 256QAM	
Wi-Fi	2.4 GHz	802.11b/g/n/ax/be (20 MHz BW)	
	5 GHz UNII-1/2A/2C/3	802.11a/n/ac/ax/be (20/40/80/160 MHz BW)	
		Does this device support Bands 5.60 ~ 5.65 GHz? ☒ Yes ☐ No	
		Does this device support Band gap channel(s)? ☒ Yes ☐ No	
	6 GHz SP: UNII-5/7 LPI: UNII-5/6/7/8 VLP: UNII-5/6/7/8	802.11a/ax/be (20/40/80/160 MHz BW)	
Bluetooth	2.4 GHz	BR, EDR, LE, HDR, HDRP, HDT, CS, and LELR	
NB UNII	UNII-1/3/5	BR, LE, HDR, HDRP, and HDT	
802.15.4	2405 – 2475 MHz	O-QPSK	
802.15.4ab-NB	5728.75 – 5846.25 MHz	O-QPSK	
MSS	1.6 GHz	1PRB LTE SC-FDMA, BPSK	
NFC	13.56 MHz	Type A/B/F, ISO15693	
UWB	6.5 GHz and 8 GHz	BPSK	
WPT	360 kHz	ASK, FSK	

Notes:

1. Duty cycle for Wi-Fi is referenced from the DTS and U-NII reports. Refer to Section 10 for Duty Cycle values used for testing.
2. This device supports Power Class 2 (PC2) for LTE B41 and 5G NR n41, n77.
3. LTE Uplink 2CA is the total combined power of the UL CA.
4. UWB is categorically excluded because the maximum conducted output power is less than 1mW.
5. This device supports Real Simultaneous Dual Band (RSDB).

This report shall not be reproduced without the written approval of UL Verification Services Inc.

6.3. General LTE SAR Test and Reporting Considerations

Item	Description						
Frequency range, Channel Bandwidth, Numbers and Frequencies	Band 2	Frequency range: 1850 - 1910 MHz (BW = 60 MHz)					
		Channel Bandwidth					
		20 MHz	15 MHz	10 MHz	5 MHz	3 MHz	1.4 MHz
	Low	**18700 /1860**	18675/ 1857.5	18650/ 1855	18625/ 1852.5	18615/ 1851.5	18607/ 1850.7
	Mid	**18900/ 1880**	18900/ 1880	18900/ 1880	18900/ 1880	18900/ 1880	18900/ 1880
	High	**19100/ 1900**	19125/ 1902.5	19150/ 1905	19175/ 1907.5	19185/ 1908.5	19193/ 1909.3
	Band 4	Frequency range: 1710 - 1755 MHz (BW = 45 MHz)					
		Channel Bandwidth					
		20 MHz [1]	15 MHz	10 MHz	5 MHz	3 MHz	1.4 MHz
	Low	20050/ 1720	20025/ 1717.5	20000/ 1715	19975/ 1712.5	19965/ 1711.5	19957/ 1710.7
	Mid	**20175/ 1732.5**	20175/ 1732.5	20175/ 1732.5	20175/ 1732.5	20175/ 1732.5	20175/ 1732.5
	High	20300/ 1745	20325/ 1747.5	20350/ 1750	20375/ 1752.5	20385/ 1753.5	20393/ 1754.3
	Band 5	Frequency range: 824 - 849 MHz (BW = 25 MHz)					
		Channel Bandwidth					
		20 MHz	15 MHz	10 MHz [1]	5 MHz	3 MHz	1.4 MHz
	Low			20450/ 829	20425/ 826.5	20415/ 825.5	20407/ 824.7
	Mid			**20525/ 836.5**	20525/ 836.5	20525/ 836.5	20525/ 836.5
	High			20600/ 844	20625/ 846.5	20635/ 847.5	20643/ 848.3
	Band 7	Frequency range: 2500 - 2570 MHz (BW = 70 MHz)					
		Channel Bandwidth					
		20 MHz	15 MHz	10 MHz	5 MHz	3 MHz	1.4 MHz
	Low	**20850 2510**	20825 2507.5	20800 2505	20775 2502.5		
	Mid	**21100 2535**	21100 2535	21100 2535	21100 2535		
	High	**21350 2560**	21375 2562.5	21400 2565	21425 2567.5		
	Band 12	Frequency range: 699 – 716 MHz (BW = 17 MHz)					
		Channel Bandwidth					
		20 MHz	15 MHz	10 MHz [1]	5 MHz	3 MHz	1.4 MHz
	Low			23060/ 704	23035/ 701.5	23025/ 700.5	23017/ 699.7
	Mid			**23095/ 707.5**	23095/ 707.5	23095/ 707.5	23095/ 707.5
	High			23130/ 711	23155/ 713.5	23165/ 714.5	23173/ 715.3
	Band 13	Frequency range: 777 - 787 MHz (BW = 10 MHz)					
		Channel Bandwidth					
		20 MHz	15 MHz	10 MHz [1]	5 MHz [1]	3 MHz	1.4 MHz
	Low				23205/ 779.5		
	Mid			**23230/ 782**	23230/ 782		
	High				23255/ 784.5		
	Band 14	Frequency range: 788 - 798 MHz (BW = 10 MHz)					
		Channel Bandwidth					
		20 MHz	15 MHz	10 MHz [1]	5 MHz [1]	3 MHz	1.4 MHz
	Low				23305/ 790.5		
	Mid			**23330/ 793**	23330/ 793		
	High				23355/		

This report shall not be reproduced without the written approval of UL Verification Services Inc.

					795.5		
	Band 17	Frequency range: 704 - 716 MHz (BW = 12 MHz)					
		Channel Bandwidth					
		20 MHz	15 MHz	10 MHz [1]	5 MHz [1]	3 MHz	1.4 MHz
	Low			23780/ 709	23755/ 706.5		
	Mid			**23790/ 710**	23790/ 710		
	High			23800/ 711	23825/ 713.5		
	Band 25	Frequency range: 1850 - 1915 MHz (BW = 65 MHz)					
		Channel Bandwidth					
		20 MHz	15 MHz	10 MHz	5 MHz	3 MHz	1.4 MHz
	Low	**26140/ 1860**	26115/ 1857.5	26090/ 1855	26065/ 1852.5	26055/ 1851.5	26047/ 1850.7
	Mid	**26365/ 1882.5**	26365/ 1882.5	26365/ 1882.5	26365/ 1882.5	26365/ 1882.5	26365/ 1882.5
	High	**26590/ 1905**	26615/ 1907.5	26640/ 1910	26665/ 1912.5	26675/ 1913.5	26683/ 1914.3
	Band 26	Frequency range: 814 - 849 MHz (BW = 35 MHz)					
		Channel Bandwidth					
		20 MHz	15 MHz [1]	10 MHz	5 MHz	3 MHz	1.4 MHz
	Low			26740/ 819	26715/ 816.5	26705/ 815.5	26697/ 814.7
	Mid			26865/ 831.5	26865/ 831.5	26865/ 831.5	26865/ 831.5
	High			26990/ 844	27015/ 846.5	27025/ 847.5	27033/ 848.3
	Band 30	Frequency range: 2305 - 2315 MHz (BW = 10 MHz)					
		Channel Bandwidth					
		20 MHz	15 MHz	10 MHz [1]	5 MHz [1]	3 MHz	1.4 MHz
	Low				27685/ 2307.5		
	Mid			**27710/ 2310**	27710/ 2310		
	High				27735/ 2312.5		
	Band 41[2]	Frequency range: 2496 - 2690 MHz (BW = 194 MHz)					
		Channel Bandwidth					
		20 MHz	15 MHz	10 MHz	5 MHz	3 MHz	1.4 MHz
	Low	**39750 / 2506.0**					
	Mid- Low	**40185 / 2549.5**					
	Mid	**40620 / 2593.0**					
	Mid-High	**41055 / 2636.5**					
	High	**41490 / 2680.0**					
	Band 48	Frequency range: 3550 - 3700 MHz (BW = 150 MHz)					
		Channel Bandwidth					
		20 MHz	15 MHz	10 MHz	5 MHz	3 MHz	1.4 MHz
	Low	**55340/ 3560**	55315/ 3557.5	55290/ 3555	55265/ 3552.5		
	Mid-Low	**55773/ 3603.3**	55765/ 3602.5	55757/ 3601.7	55748/ 3600.8		
	Mid-High	**56207/ 3646.7**	56215/ 3647.5	56223/ 3648.3	56232/ 3649.2		
	High	**56640/ 3690**	56665/ 3692.5	56690/ 3695	56715/ 3697.5		
	Band 53	Frequency range: 2483.5 - 2495 MHz (BW = 11.5 MHz)					
		Channel Bandwidth					
		20 MHz	15 MHz	10 MHz [1]	5 MHz [1]	3 MHz	1.4 MHz
	Low					2485/ 60115	2484.2/ 60147
	Mid			60197/ 2489.5	60197/ 2489.5	60197/ 2489.5	60197/ 2489.5
	High					2493.5/ 60240	2494.3/ 60248

This report shall not be reproduced without the written approval of UL Verification Services Inc.

Band 66	Frequency range: 1710 - 1780 MHz (BW = 70 MHz)					
	Channel Bandwidth					
	20 MHz	15 MHz	10 MHz	5 MHz	3 MHz	1.4 MHz
Low	**132072/ 1720**	132047/ 1717.5	132022/ 1715	131997/ 1712.5	131987/ 1711.5	131979/ 1710.7
Mid	**132322/ 1745**	132322/ 1745	132322/ 1745	132322/ 1745	132322/ 1745	132322/ 1745
High	**132572/ 1770**	132597/ 1772.5	132622/ 1775	132647/ 1777.5	132657/ 1778.5	132665/ 1779.3
Band 71	Frequency range: 663 - 698 MHz (BW = 35 MHz)					
	Channel Bandwidth					
	20 MHz [1]	15 MHz [1]	10 MHz	5 MHz	3 MHz	1.4 MHz
Low	133222/ 673	133197/ 670.5	133172/ 668	133147/ 665.5		
Mid	**133297/ 680.5**	133297/ 680.5	133297/ 680.5	133297/ 680.5		
High	133372/ 688	133397/ 690.5	133422/ 693	133447/ 695.5		

LTE transmitter and antenna implementation	LTE can transmit from ANT1, ANT2, ANT3, ANT4, ANT7, ANT8, and ANT9.
Maximum power reduction (MPR)	**Table 6.2.3-1: Maximum Power Reduction (MPR) for Power Class 1, 2 and 3**

Modulation	Channel bandwidth / Transmission bandwidth (N_{RB})						MPR (dB)
	1.4 MHz	3.0 MHz	5 MHz	10 MHz	15 MHz	20 MHz	
QPSK	> 5	> 4	> 8	> 12	> 16	> 18	≤ 1
16 QAM	≤ 5	≤ 4	≤ 8	≤ 12	≤ 16	≤ 18	≤ 1
16 QAM	> 5	> 4	> 8	> 12	> 16	> 18	≤ 2
64 QAM	≤ 5	≤ 4	≤ 8	≤ 12	≤ 16	≤ 18	≤ 2
64 QAM	> 5	> 4	> 8	> 12	> 16	> 18	≤ 3
256 QAM	≥ 1						≤ 5

MPR Built-in by design
The manufacturer MPR values are always within the 3GPP maximum MPR allowance but may not follow the default MPR values.
A-MPR (additional MPR) was disabled during SAR testing

Spectrum plots for RB configurations	A properly configured base station simulator was used for the SAR and power measurements; therefore, spectrum plots for each RB allocation and offset configuration are not included in the SAR report.

Notes:

1. Maximum bandwidth does not support at least three non-overlapping channels in certain channel bandwidths. When a device supports overlapping channel assignment in a channel bandwidth configuration, the middle channel of the group of overlapping channels should be selected for testing per KDB 941225 D05 SAR for LTE Devices.
2. LTE band 41 test channels in accordance with October 2014 TCB workshop for all channels bandwidths.
3. SAR Testing for LTE was performed with the same number of RB and RB offsets transmitting on all TTI frames (maximum TTI).

This report shall not be reproduced without the written approval of UL Verification Services Inc.

6.4. LTE (TDD) Considerations

According to KDB 941225 D05 SAR for LTE Devices, for Time-Division Duplex (TDD) systems, SAR must be tested using a fixed periodic duty factor according to the highest transmission duty factor implemented for the device and supported by the defined 3GPP LTE TDD configurations.

LTE TDD Bands support 3GPP TS 36.211 section 4.2 for Type 2 Frame Structure and Table 4.2-2 for uplink-downlink configurations and Table 4.2-1 for Special subframe configurations.

Table 4.2-1: Configuration of special subframe (lengths of DwPTS/GP/UpPTS)

Special subframe configuration	Normal cyclic prefix in downlink			Extended cyclic prefix in downlink		
	DwPTS	UpPTS		DwPTS	UpPTS	
		Normal cyclic prefix in uplink	Extended cyclic prefix in uplink		Normal cyclic prefix in uplink	Extended cyclic prefix in uplink
0	$6592 \cdot T_s$	$(1+X) \cdot 2192 \cdot T_s$	$(1+X) \cdot 2560 \cdot T_s$	$7680 \cdot T_s$	$(1+X) \cdot 2192 \cdot T_s$	$(1+X) \cdot 2560 \cdot T_s$
1	$19760 \cdot T_s$			$20480 \cdot T_s$		
2	$21952 \cdot T_s$			$23040 \cdot T_s$		
3	$24144 \cdot T_s$			$25600 \cdot T_s$		
4	$26336 \cdot T_s$			$7680 \cdot T_s$	$(2+X) \cdot 2192 \cdot T_s$	$(2+X) \cdot 2560 \cdot T_s$
5	$6592 \cdot T_s$	$(2+X) \cdot 2192 \cdot T_s$	$(2+X) \cdot 2560 \cdot T_s$	$20480 \cdot T_s$		
6	$19760 \cdot T_s$			$23040 \cdot T_s$		
7	$21952 \cdot T_s$			$12800 \cdot T_s$		
8	$24144 \cdot T_s$			-	-	-
9	$13168 \cdot T_s$			-	-	-
10	$13168 \cdot T_s$	$13152 \cdot T_s$	$12800 \cdot T_s$	-	-	-

Table 4.2-2: Uplink-downlink configurations & Calculated Duty Cycle

Uplink-Downlink Configuration	Downlink-to-Uplink Switch-point Periodicity	Subframe Number										Calculated Duty Cycle (%)
		0	1	2	3	4	5	6	7	8	9	
0	5 ms	D	S	U	U	U	D	S	U	U	U	63.3%
1	5 ms	D	S	U	U	D	D	S	U	U	D	43.3%
2	5 ms	D	S	U	D	D	D	S	U	D	D	23.3%
3	10 ms	D	S	U	U	U	D	D	D	D	D	31.7%
4	10 ms	D	S	U	U	D	D	D	D	D	D	21.7%
5	10 ms	D	S	U	D	D	D	D	D	D	D	11.7%
6	5 ms	D	S	U	U	U	D	S	U	U	D	53.3%

Calculated Duty Cycle = Extended cyclic prefix in uplink * (T_s) * # of S + # of U / period

Note(s):

This device supports uplink-downlink configurations 0-6. SAR testing/analysis was performed with the configuration with highest duty cycle for the following power classes: configuration 0 at 63.3% for Power Class 3 and configuration 1 at 43.3% for Power Class 2.

This report shall not be reproduced without the written approval of UL Verification Services Inc.

6.5. General 5G NR(FR1) SAR Test and Reporting Considerations

n2	SCS (kHz)	Frequency Range: 1850 - 1910 (BW = 60 MHz)														
		Channel Bandwidth (MHz)														
		100	90	80	70	60	50	45	40	35	30	25	20	15	10	5
Low	15								374000 /1870 MHz	373500 /1867.5 MHz	373000 /1865 MHz	372500 /1862.5 MHz	372000 /1860 MHz	371500 /1857.5 MHz	371000 /1855 MHz	370500 /1852.5 MHz
Mid	15								376000 /1880 MHz	376000 /1880 MHz	376000 /1880 MHz	376000 /1880 MHz	376000 /1880 MHz	376000 /1880 MHz	376000 /1880 MHz	376000 /1880 MHz
High	15								378000 /1890 MHz	378500 /1892.5 MHz	379000 /1895 MHz	379500 /1897.5 MHz	380000 /1900 MHz	380500 /1902.5 MHz	381000 /1905 MHz	381500 /1907.5 MHz

n5	SCS (kHz)	Frequency Range: 824 - 849 (BW = 25 MHz)														
		Channel Bandwidth (MHz)														
		100	90	80	70	60	50	45	40	35	30	25	20	15	10	5
Low	15												166800 /834 MHz	166300 /831.5 MHz	165800 /829 MHz	165300 /826.5 MHz
Mid	15												167300 /836.5 MHz	167300 /836.5 MHz	167300 /836.5 MHz	167300 /836.5 MHz
High	15												167800 /839 MHz	168300 /841.5 MHz	168800 /844 MHz	169300 /846.5 MHz

n7	SCS (kHz)	Frequency Range: 2500 - 2570 (BW = 70 MHz)														
		Channel Bandwidth (MHz)														
		100	90	80	70	60	50	45	40	35	30	25	20	15	10	5
Low	15								504000 /2520 MHz	503500 /2517.5 MHz	503000 /2515 MHz	502500 /2512.5 MHz	502000 /2510 MHz	501500 /2507.5 MHz	501000 /2505 MHz	500500 /2502.5 MHz
Mid	15								507000 /2535 MHz	507000 /2535 MHz	507000 /2535 MHz	507000 /2535 MHz	507000 /2535 MHz	507000 /2535 MHz	507000 /2535 MHz	507000 /2535 MHz
High	15								510000 /2550 MHz	510500 /2552.5 MHz	511000 /2555 MHz	511500 /2557.5 MHz	512000 /2560 MHz	512500 /2562.5 MHz	513000 /2565 MHz	513500 /2567.5 MHz

n12	SCS (kHz)	Frequency Range: 699 - 716 (BW = 17 MHz)														
		Channel Bandwidth (MHz)														
		100	90	80	70	60	50	45	40	35	30	25	20	15	10	5
Low	15													141300 /706.5 MHz	140800 /704 MHz	140300 /701.5 MHz
Mid	15													141500 /707.5 MHz	141500 /707.5 MHz	141500 /707.5 MHz
High	15													141700 /708.5 MHz	142200 /711 MHz	142700 /713.5 MHz

n14	SCS (kHz)	Frequency Range: 788 - 798 (BW = 10 MHz)														
		Channel Bandwidth (MHz)														
		100	90	80	70	60	50	45	40	35	30	25	20	15	10	5
Low	15														158600 /793 MHz	158100 /790.5 MHz
Mid	15														158600 /793 MHz	158600 /793 MHz
High	15														158600 /793 MHz	159100 /795.5 MHz

n25	SCS (kHz)	Frequency Range: 1850 - 1915 (BW = 65 MHz)														
		Channel Bandwidth (MHz)														
		100	90	80	70	60	50	45	40	35	30	25	20	15	10	5
Low	15								374000 /1870 MHz	373500 /1867.5 MHz	373000 /1865 MHz	372500 /1862.5 MHz	372000 /1860 MHz	371500 /1857.5 MHz	371000 /1855 MHz	370500 /1852.5 MHz
Mid	15								376500 /1882.5 MHz	376500 /1882.5 MHz	376500 /1882.5 MHz	376500 /1882.5 MHz	376500 /1882.5 MHz	376500 /1882.5 MHz	376500 /1882.5 MHz	376500 /1882.5 MHz
High	15								379000 /1895 MHz	379500 /1897.5 MHz	380000 /1900 MHz	380500 /1902.5 MHz	381000 /1905 MHz	381500 /1907.5 MHz	382000 /1910 MHz	382500 /1912.5 MHz

n26	SCS (kHz)	Frequency Range: 814 - 849 (BW = 35 MHz)														
		Channel Bandwidth (MHz)														
		100	90	80	70	60	50	45	40	35	30	25	20	15	10	5
Low	15												164800 /824 MHz	164300 /821.5 MHz	163800 /819 MHz	163300 /816.5 MHz
Mid	15												166300 /831.5 MHz	166300 /831.5 MHz	166300 /831.5 MHz	166300 /831.5 MHz
High	15												167800 /839 MHz	168300 /841.5 MHz	168800 /844 MHz	169300 /846.5 MHz

n30	SCS (kHz)	Frequency Range: 2305 - 2315 (BW = 10 MHz)														
		Channel Bandwidth (MHz)														
		100	90	80	70	60	50	45	40	35	30	25	20	15	10	5
Low	15														462000 /2310 MHz	461500 /2307.5 MHz
Mid	15														462000 /2310 MHz	462000 /2310 MHz
High	15														462000 /2310 MHz	462500 /2312.5 MHz

n41	SCS (kHz)	Frequency Range: 2496 - 2690 (BW = 194 MHz)														
		Channel Bandwidth (MHz)														
		100	90	80	70	60	50	45	40	35	30	25	20	15	10	5
1	30	509202 /2546.01 MHz	508200 /2541 MHz	507204 /2536.02 MHz	506202 /2531.01 MHz	505200 /2526 MHz	504204 /2521.02 MHz		503202 /2516.01 MHz		502200 /2511 MHz		501204 /2506.02 MHz	500700 /2503.5 MHz	500202 /2501.01 MHz	
2	30	510000 /2550 MHz	509004 /2545.02 MHz	508002 /2540.01 MHz	507000 /2535 MHz	506004 /2530.02 MHz	505002 /2525.01 MHz		504000 /2520 MHz		503004 /2515.02 MHz		502002 /2510.01 MHz	501504 /2507.52 MHz	501000 /2505 MHz	
3	30	513900 /2569.5 MHz	513402 /2567.01 MHz	512904 /2564.52 MHz	512400 /2562 MHz	511902 /2559.51 MHz	511404 /2557.02 MHz		510900 /2554.5 MHz		510402 /2552.01 MHz		509904 /2549.52 MHz	509652 /2548.26 MHz	509400 /2547 MHz	
4	30	518598 /2592.99 MHz	518598 /2592.99 MHz	518598 /2592.99 MHz	518598 /2592.99 MHz	518598 /2592.99 MHz	518598 /2592.99 MHz		518598 /2592.99 MHz		518598 /2592.99 MHz		518598 /2592.99 MHz	518598 /2592.99 MHz	518598 /2592.99 MHz	
5	30	523302 /2616.51 MHz	523800 /2619 MHz	524298 /2621.49 MHz	524802 /2624.01 MHz	525300 /2626.5 MHz	525798 /2628.99 MHz		526302 /2631.51 MHz		526800 /2634 MHz		527298 /2636.49 MHz	527550 /2637.75 MHz	527802 /2639.01 MHz	
6	30	527994 /2639.97 MHz	528996 /2644.98 MHz	529992 /2649.96 MHz	530994 /2654.97 MHz	531996 /2659.98 MHz	532992 /2664.96 MHz		533994 /2669.97 MHz		534996 /2674.98 MHz		535992 /2679.96 MHz	536496 /2682.48 MHz	536994 /2684.97 MHz	

n48	SCS (kHz)	Frequency Range: 3550 - 3700 (BW = 150 MHz)														
		Channel Bandwidth (MHz)														
		100	90	80	70	60	50	45	40	35	30	25	20	15	10	5
Low	30								638002 /3570.03 MHz		637668 /3565.02 MHz		637336 /3560.04 MHz	637168 /3557.52 MHz	637002 /3555.03 MHz	
Mid-Low	30								640446 /3606.69 MHz		640334 /3605.01 MHz		640224 /3603.36 MHz	640168 /3602.52 MHz	640112 /3601.68 MHz	
Mig-High	30								642890 /3643.35 MHz		643000 /3645 MHz		643112 /3646.68 MHz	643168 /3647.52 MHz	643224 /3648.36 MHz	
High	30								645332 /3679.98 MHz		645666 /3684.99 MHz		645998 /3689.97 MHz	646166 /3692.49 MHz	646332 /3694.98 MHz	

n53	SCS (kHz)	Frequency Range: 2484 - 2495 (BW = 11 MHz)														
		Channel Bandwidth (MHz)														
		100	90	80	70	60	50	45	40	35	30	25	20	15	10	5
Low	30														497700 /2488.5 MHz	
Mid	30														497860 /2489.3 MHz	
High	30														498000 /2490 MHz	

This report shall not be reproduced without the written approval of UL Verification Services Inc.

n66	SCS (kHz)	Frequency Range: 1710 - 1780 (BW = 70 MHz)														
		Channel Bandwidth (MHz)														
		100	90	80	70	60	50	45	40	35	30	25	20	15	10	5
Low	15							346500 /1732.5 MHz	346000 /1730 MHz	345500 /1727.5 MHz	345000 /1725 MHz	344500 /1722.5 MHz	344000 /1720 MHz	343500 /1717.5 MHz	343000 /1715 MHz	342500 /1712.5 MHz
Mid	15							349000 /1745 MHz	349000 /1745 MHz	349000 /1745 MHz	349000 /1745 MHz	349000 /1745 MHz	349000 /1745 MHz	349000 /1745 MHz	349000 /1745 MHz	349000 /1745 MHz
High	15							351500 /1757.5 MHz	352000 /1760 MHz	352500 /1762.5 MHz	353000 /1765 MHz	353500 /1767.5 MHz	354000 /1770 MHz	354500 /1772.5 MHz	355000 /1775 MHz	355500 /1777.5 MHz

n70	SCS (kHz)	Frequency Range: 1695 - 1710 (BW = 15 MHz)														
		Channel Bandwidth (MHz)														
		100	90	80	70	60	50	45	40	35	30	25	20	15	10	5
Low	15													340500 /1702.5 MHz	340000 /1700 MHz	339500 /1697.5 MHz
Mid	15													340500 /1702.5 MHz	340500 /1702.5 MHz	340500 /1702.5 MHz
High	15													340500 /1702.5 MHz	341000 /1705 MHz	341500 /1707.5 MHz

n71	SCS (kHz)	Frequency Range: 663 - 698 (BW = 35 MHz)														
		Channel Bandwidth (MHz)														
		100	90	80	70	60	50	45	40	35	30	25	20	15	10	5
Low	15												134600 /673 MHz	134100 /670.5 MHz	133600 /668 MHz	133100 /665.5 MHz
Mid	15												136100 /680.5 MHz	136100 /680.5 MHz	136100 /680.5 MHz	136100 /680.5 MHz
High	15												137600 /688 MHz	138100 /690.5 MHz	138600 /693 MHz	139100 /695.5 MHz

n77 (Block A)	SCS (kHz)	Frequency Range: 3450 - 3550 (BW = 100 MHz)														
		Channel Bandwidth (MHz)														
		100	90	80	70	60	50	45	40	35	30	25	20	15	10	5
Low	30	633334 /3500.01 MHz	633000 /3495 MHz	632668 /3490.02 MHz	632334 /3485.01 MHz	632000 /3480 MHz	631668 /3475.02 MHz		631334 /3470.01 MHz		631000 /3465 MHz		630668 /3460.02 MHz	630500 /3457.5 MHz	630334 /3455.01 MHz	
Mid	30	633334 /3500.01 MHz	633334 /3500.01 MHz	633334 /3500.01 MHz	633334 /3500.01 MHz	633334 /3500.01 MHz	633334 /3500.01 MHz		633334 /3500.01 MHz		633334 /3500.01 MHz		633334 /3500.01 MHz	633334 /3500.01 MHz	633334 /3500.01 MHz	
High	30	633332 /3499.98 MHz	633666 /3504.99 MHz	633998 /3509.97 MHz	634332 /3514.98 MHz	634666 /3519.99 MHz	634998 /3524.97 MHz		635332 /3529.98 MHz		635666 /3534.99 MHz		635998 /3539.97 MHz	636166 /3542.49 MHz	636332 /3544.98 MHz	

n77 (Block C)	SCS (kHz)	Frequency Range: 3700 - 3980 (BW = 280 MHz)														
		Channel Bandwidth (MHz)														
		100	90	80	70	60	50	45	40	35	30	25	20	15	10	5
1	30	650002 /3750.03 MHz	649668 /3745.02 MHz	649336 /3740.04 MHz	649002 /3735.03 MHz	648668 /3730.02 MHz	648336 /3725.04 MHz		648002 /3720.03 MHz		647668 /3715.02 MHz		647336 /3710.04 MHz	647168 /3707.52 MHz	647002 /3705.03 MHz	
2	30	652402 /3786.03 MHz	652202 /3783.03 MHz	652002 /3780.03 MHz	651802 /3777.03 MHz	651602 /3774.03 MHz	651402 /3771.03 MHz		651202 /3768.03 MHz		651002 /3765.03 MHz		650802 /3762.03 MHz	650702 /3760.53 MHz	650602 /3759.03 MHz	
3	30	654802 /3822.03 MHz	654734 /3821.01 MHz	654668 /3820.02 MHz	654602 /3819.03 MHz	654534 /3818.01 MHz	654468 /3817.02 MHz		654402 /3816.03 MHz		654334 /3815.01 MHz		654268 /3814.02 MHz	654234 /3813.51 MHz	654202 /3813.03 MHz	
4	30	657200 /3858 MHz	657268 /3859.02 MHz	657334 /3860.01 MHz	657400 /3861 MHz	657468 /3862.02 MHz	657534 /3863.01 MHz		657600 /3864 MHz		657668 /3865.02 MHz		657734 /3866.01 MHz	657768 /3866.52 MHz	657800 /3867 MHz	
5	30	659600 /3894 MHz	659800 /3897 MHz	660000 /3900 MHz	660200 /3903 MHz	660400 /3906 MHz	660600 /3909 MHz		660800 /3912 MHz		661000 /3915 MHz		661200 /3918 MHz	661300 /3919.5 MHz	661400 /3921 MHz	
6	30	661998 /3929.97 MHz	662332 /3934.98 MHz	662664 /3939.96 MHz	662998 /3944.97 MHz	663332 /3949.98 MHz	663664 /3954.96 MHz		663998 /3959.97 MHz		664332 /3964.98 MHz		664664 /3969.96 MHz	664832 /3972.48 MHz	664998 /3974.97 MHz	

SCS	15 kHz (n2, n5, n7, n12, n14, n25, n26, n30, n66, n70, n71) 30 kHz (n41, n48, n53, n77)
NR(FR1) transmitter and antenna implementation	Refer to section 7 and Appendix A.
A-MPR(Additional MPR) disabled for SAR testing?	Yes
EN-DC Carrier Aggregation Possible Combinations	
LTE Anchor Bands for NR band n2	LTE Band 5/12/14/48/66
LTE Anchor Bands for NR band n5	LTE Band 2/7/30/48/66
LTE Anchor Bands for NR band n7	LTE Band 5/12/66
LTE Anchor Bands for NR band n12	LTE Band 2/30/48/66
LTE Anchor Bands for NR band n14	LTE Band 2/30/66
LTE Anchor Bands for NR band n25	LTE Band 12/48/66
LTE Anchor Bands for NR band n26	N/A
LTE Anchor Bands for NR band n30	LTE Band 5/12/14/66
LTE Anchor Bands for NR band n41	LTE Band 2/4/5/12/25/26/41/66
LTE Anchor Bands for NR band n48	LTE Band 2/5/13/66
LTE Anchor Bands for NR band n53	LTE Band 48
LTE Anchor Bands for NR band n66	LTE Band 2/5/7/12/13/14/30/48/71
LTE Anchor Bands for NR band n70	N/A
LTE Anchor Bands for NR band n71	LTE Band 2/7/48/66
LTE Anchor Bands for NR band n77	LTE Band 2/5/7/12/13/14/25/30/41/66/71

Notes:

1. Maximum bandwidth does not support at least three non-overlapping channels in certain channel bandwidths. When a device supports overlapping channel assignment in a channel bandwidth configuration, the middle channel of the group of overlapping channels should be selected for testing per FCC Guidance.
2. SAR test for NR bands and LTE anchor Bands were performed separately due to limitations in SAR probe calibration factors. And, due to test setup limitations, SAR testing for NR was performed using test mode software to establish the connection.
3. FR1 supported standalone.

This report shall not be reproduced without the written approval of UL Verification Services Inc.

4. Manufacturer/OEM declares operating duty cycle to be 100% and 50% for 5G NR (FR1) TDD Power Class 3 and Power Class 2 respectively.

6.6. Time-Averaged SAR (TAS) Feature

6.6.1. Cellular TAS

The modem is enabled with Cellular TAS technology feature with dynamic budgeting to control and manage transmitting power, in real time (the version implemented is v1.0.0). Only cellular technologies implement dynamic budgeting. All other technologies will use static budget assignments.

This DUT supports a time-averaged method of transmit power control for Cellular and MSS technologies. Consumed SAR from active radios is tracked and stored for the duration of the applicable regulatory averaging window. Rolling time-averaged SAR values are calculated from the consumed SAR reported from active radios. The time-averaged SAR is always maintained less than the appliable SAR Design Limit.

SAR values in this report were scaled to the maximum time-averaged output power (P_Limit) to determine compliance following KDB 447498 D01.

SAR Characterization

Please refer to 15496282-S7 for the full details regarding SAR Characterizations.

6.6.2. Connectivity TAS

This DUT supports Time-Averaged SAR (TAS) technology for the connectivity transmitters (i.e. WLAN, BT, 802.15.4, NB UNII). A central manager, referenced as the RF Exposure manager, is responsible for maintaining the rolling time-averaged RF exposure over the applicable regulatory compliance window. This manager allocates a total RF exposure budget and specifies the RF exposure compliance limit to the connectivity radios. The radio controllers manage their transmissions to always maintain their consumption below the regulatory RF exposure limit. They report their consumed RF exposure back to the RF exposure manager. The RF exposure manager uses this feedback to allocate updated budget information throughout the regulatory averaging window. This implementation uses a 30-second time-averaging window.

SAR Characterization

Please refer to 15496282-S10 for the full details regarding SAR Characterizations.

This report shall not be reproduced without the written approval of UL Verification Services Inc.

7. RF Exposure Conditions (Test Configurations)

Refer to Appendix A for the specific details of the antenna-to-antenna and antenna-to-edge(s) distances.

Antenna	Band	Back	Front	Edge Top	Edge Right	Edge Bottom	Edge Left
ANT1	GSM 850/1900 WCDMA B2/4/5 LTE B2/4/5/7/12/13/14/17/25/26/30/41/53/66/71 5G(FR1) n2/n5/n7/n12/n14/n25/n26/n30/n41/n53/n66/n70/n71 Wi-Fi 2.4GHz Bluetooth 2.4GHz 802.15.4	Yes	Yes	No	Yes	Yes	Yes
ANT2	GSM 850/1900 WCDMA B2/4/5 LTE B2/4/5/7/12/13/14/17/25/26/30/41/53/66/71 5G(FR1) n2/n5/n7/n12/n14/n25/n26/n30/n41/n53/n66/n70/n71 MSS (L-Band) Wi-Fi 2.4GHz Bluetooth 2.4GHz 802.15.4 NFC Primary	Yes	Yes	Yes	Yes	No	Yes
ANT3	GSM 1900 WCDMA B2/4 LTE B2/4/7/25/30/41/66 5G(FR1) n2/n7/n25/n30/n41/n66/n70	Yes	Yes	No	Yes	Yes	Yes
ANT4	GSM 1900 WCDMA B2/4 LTE B2/4/7/25/30/41/48/66 5G(FR1) n2/n7/n25/n30/n41/n48/n66/n70/n77	Yes	Yes	Yes	Yes	No	No
ANT5	Wi-Fi 5GHz/6GHz 802.15.4ab-NB NB UNII	Yes	Yes	Yes	Yes	No	No
ANT6	Wi-Fi 5GHz/6GHz 802.15.4ab-NB NB UNII	Yes	Yes	Yes	No	No	No
ANT7	LTE B48 5G(FR1) n48/n77	Yes	Yes	No	Yes	Yes	No
ANT8	LTE B48 5G(FR1) n48/n77	Yes	Yes	Yes	No	No	Yes
ANT9	LTE B48 5G(FR1) n48/n77	Yes	Yes	No	No	Yes	Yes
NFC	NFC Secondary	Yes	Yes	No	Yes	No	Yes

Notes:

1. SAR is not required because the distance from the antenna to the edge is > 25 mm as per KDB 941225 D06 Hot Spot SAR.
2. The Body-worn minimum separation distance is 5 mm. To cover both body-worn and hotspot RF exposure conditions testing was performed at a separation distance of 5 mm.

This report shall not be reproduced without the written approval of UL Verification Services Inc.

8. Dielectric Property Measurements & System Check

8.1. SAR Dielectric Property Measurements and System Checks

The temperature of the tissue-equivalent medium used during measurement must also be within 18°C to 25°C and within ± 2°C of the temperature when the tissue parameters are characterized.

The dielectric parameters must be measured before the tissue-equivalent medium is used in a series of SAR measurements. The parameters should be re-measured after each 3 – 4 days of use; or earlier if the dielectric parameters can become out of tolerance; for example, when the parameters are marginal at the beginning of the measurement series.

Tissue dielectric parameters were measured at the low, middle, and high frequency of each operating frequency range of the test device.

The methodology used to determine the SAR correction is described in IEEE Std 1528-2013. The methodology was conducted over a frequency range of 30 MHz to 6000 MHz, but it is implemented over the 300 MHz to 6000 MHz frequency range. The methodology was also studied for permittivity (εr) and conductivity (σ) ranges of ± 20%, but ranges of ± 10% have been chosen. Given that the change in dielectric parameters influences the conversion factor of the probe, this influence will be small if a ± 10% range is used.

Tissue Dielectric Parameters

FCC KDB 865664 D01 SAR Measurement 100 MHz to 6 GHz

Target Frequency (MHz)	Head		Body	
	ε_r	σ (S/m)	ε_r	σ (S/m)
150	52.3	0.76	61.9	0.80
300	45.3	0.87	58.2	0.92
450	43.5	0.87	56.7	0.94
835	41.5	0.90	55.2	0.97
900	41.5	0.97	55.0	1.05
915	41.5	0.98	55.0	1.06
1450	40.5	1.20	54.0	1.30
1610	40.3	1.29	53.8	1.40
1800 – 2000	40.0	1.40	53.3	1.52
2450	39.2	1.80	52.7	1.95
3000	38.5	2.40	52.0	2.73
5000	36.2	4.45	49.3	5.07
5100	36.1	4.55	49.1	5.18
5200	36.0	4.66	49.0	5.30
5300	35.9	4.76	48.9	5.42
5400	35.8	4.86	48.7	5.53
5500	35.6	4.96	48.6	5.65
5600	35.5	5.07	48.5	5.77
5700	35.4	5.17	48.3	5.88
5800	35.3	5.27	48.2	6.00

SAR system verification is required to confirm measurement accuracy, according to the tissue dielectric media, probe calibration points and other system operating parameters required for measuring the SAR of a test device. The system verification must be performed for each frequency band and within the valid range of each probe calibration point required for testing the device. The same SAR probe(s) and tissue-equivalent media combinations used with each specific SAR system for system verification must be used for device testing. When multiple probe calibration points are required to cover substantially large transmission bands, independent system verifications are required for each probe calibration point. A system verification must be performed before each series of SAR measurements using the same probe calibration point and tissue-equivalent medium. Additional system verification should be considered according to the conditions of the tissue-equivalent medium and measured tissue dielectric parameters, typically every three to four days when the liquid parameters are re-measured or sooner when marginal liquid parameters are used at the beginning of a series of measurements.

This report shall not be reproduced without the written approval of UL Verification Services Inc.

System Performance Check Measurement Conditions:

- The measurements were performed in the flat section of the TWIN SAM or ELI phantom, shell thickness: 2.0 ±0.2 mm (bottom plate) filled with Body or Head simulating liquid of the following parameters.
- The depth of tissue-equivalent liquid in a phantom must be ≥ 15.0 cm for SAR measurements ≤ 3 GHz and ≥ 10.0 cm for measurements > 3 GHz.
- The DASY system with an E-Field Probe was used for the measurements.
- The dipole was mounted on the small tripod so that the dipole feed point was positioned below the center marking of the flat phantom section and the dipole was oriented parallel to the body axis (the long side of the phantom). The standard measuring distance was 10 mm (above 1 GHz) and 15 mm (below 1 GHz) from dipole center to the simulating liquid surface.
- The coarse grid with a grid spacing of 15 mm was aligned with the dipole.
  For 5 GHz band - The coarse grid with a grid spacing of 10 mm was aligned with the dipole.
- Special 7x7x7 (below 3 GHz) and/or 8x8x7 (above 3 GHz) fine cube was chosen for the cube.
- Distance between probe sensors and phantom surface was set to 3 mm.
  For 5 GHz band - Distance between probe sensors and phantom surface was set to 2.5 mm
- The dipole input power (forward power) was 100 mW.
- The results are normalized to 1 W input power.

This report shall not be reproduced without the written approval of UL Verification Services Inc.

Liquid Check											System Check												
SAR Lab	Date	Tissue Type	Band (MHz)	Freq. (MHz)	Relative Permittivity (cr)			Conductivity (σ)			Date	Dipole Type & Serial Number	Dipole Cal. Due Date	Input Power (dBm)	Measured results for 1-g SAR				Measured results for 10-g SAR				Plot No.
					Measured	Target	Delta	Measured	Target	Delta					Meas. Zoom Scan	Normalize to 1 W	Target (Ref. Value)	Delta ±10%	Meas. Zoom Scan	Normalize to 1 W	Target (Ref. Value)	Delta ±10%	
				2300	36.61	39.47	-7.25%	1.58	1.66	-5.03%													
SAR A	6/4/2025	Head	2300	2350	36.53	39.38	-7.25%	1.61	1.71	-5.72%	6/4/2025	D2300V2 SN: 1058	4/10/2026	17.0	2.290	45.692	47.800	-4.41%	1.120	22.347	23.100	-3.26%	
				2400	36.46	39.30	-7.22%	1.65	1.75	-5.80%													
				2600	36.13	39.01	-7.38%	1.81	1.96	-7.75%													
SAR A	6/4/2025	Head	2600	2495	36.30	39.14	-7.26%	1.72	1.85	-6.96%	6/4/2025	D2600V2 SN: 1006	10/13/2025	17.0	2.560	51.079	56.100	**-8.95%**	1.180	23.544	25.400	-7.31%	1
				2690	35.96	38.90	-7.55%	1.88	2.06	-8.71%													
				2300	40.54	39.47	2.70%	1.62	1.66	-2.75%													
SAR A	6/6/2025	Head	2300	2350	40.50	39.38	2.83%	1.65	1.71	-3.14%	6/6/2025	D2300V2 SN: 1058	4/10/2026	17.0	2.390	47.687	47.800	-0.24%	1.180	23.544	23.100	1.92%	
				2400	40.40	39.30	2.81%	1.69	1.75	-3.75%													
				2600	40.09	39.01	2.77%	1.85	1.96	-5.82%													
SAR A	6/6/2025	Head	2600	2495	40.28	39.14	2.90%	1.76	1.85	-4.74%	6/6/2025	D2600V2 SN: 1006	10/13/2025	17.0	2.580	51.478	56.100	-8.24%	1.190	23.744	25.400	-6.52%	
				2690	39.91	38.90	2.60%	1.92	2.06	-6.97%													
				2300	41.16	39.47	4.28%	1.60	1.66	-4.07%													
SAR A	6/9/2025	Head	2300	2350	41.10	39.38	4.36%	1.63	1.71	-4.55%	6/9/2025	D2300V2 SN: 1058	4/10/2026	17.0	2.260	45.093	47.800	**-5.66%**	1.110	22.147	23.100	-4.12%	2
				2400	41.00	39.30	4.33%	1.67	1.75	-4.43%													
				2600	40.72	39.01	4.38%	1.83	1.96	-6.79%													
SAR A	6/9/2025	Head	2600	2495	40.85	39.14	4.36%	1.74	1.85	-6.09%	6/9/2025	D2600V2 SN: 1036	4/11/2026	20.0	5.230	52.300	55.400	-5.60%	2.400	24.000	24.900	-3.61%	
				2690	40.54	38.90	4.22%	1.91	2.06	-7.45%													
				2300	40.80	39.47	3.36%	1.61	1.66	-2.99%													
SAR A	6/12/2025	Head	2300	2350	40.76	39.38	3.49%	1.64	1.71	-3.73%	6/12/2025	D2300V2 SN: 1002	4/11/2026	17.0	2.300	45.891	48.700	-5.77%	1.120	22.347	23.800	-6.11%	
				2400	40.61	39.30	3.34%	1.69	1.75	-3.58%													
				2600	40.29	39.01	3.28%	1.85	1.96	-5.92%													
SAR A	6/12/2025	Head	2600	2495	40.48	39.14	3.42%	1.76	1.85	-5.07%	6/12/2025	D2600V2 SN: 1036	4/11/2026	17.0	2.550	50.879	55.400	-8.16%	1.170	23.345	24.900	-6.25%	
				2690	40.14	38.90	3.19%	1.92	2.06	-6.63%													
				2300	40.24	39.47	1.94%	1.64	1.66	-1.67%													
SAR A	6/16/2025	Head	2300	2350	40.17	39.38	1.99%	1.68	1.71	-1.86%	6/16/2025	D2300V2 SN: 1002	4/11/2026	17.0	2.270	45.292	48.700	-7.00%	1.120	22.347	23.800	-6.11%	
				2400	40.09	39.30	2.02%	1.71	1.75	-2.32%													
				2600	39.71	39.01	1.79%	1.88	1.96	-4.39%													
SAR A	6/16/2025	Head	2600	2495	39.91	39.14	1.96%	1.79	1.85	-3.28%	6/16/2025	D2600V2 SN: 1036	4/11/2026	17.0	2.580	51.478	55.400	-7.08%	1.180	23.544	24.900	-5.45%	
				2690	39.51	38.90	1.58%	1.95	2.06	-5.31%													
				2300	40.90	39.47	3.62%	1.62	1.66	-2.63%													
SAR A	6/20/2025	Head	2300	2350	40.83	39.38	3.67%	1.66	1.71	-2.85%	6/20/2025	D2300V2 SN: 1002	4/11/2026	17.0	2.270	45.292	48.700	**-7.00%**	1.110	22.147	23.800	-6.94%	3
				2400	40.71	39.30	3.60%	1.69	1.75	-3.41%													
				2600	40.41	39.01	3.59%	1.85	1.96	-5.82%													
SAR A	6/20/2025	Head	2600	2495	40.56	39.14	3.62%	1.76	1.85	-4.63%	6/20/2025	D2600V2 SN: 1036	4/11/2026	17.0	2.560	51.079	55.400	-7.80%	1.170	23.345	24.900	-6.25%	
				2690	40.26	38.90	3.50%	1.92	2.06	-6.58%													
				2300	39.30	39.47	-0.44%	1.65	1.66	-1.13%													
SAR A	6/23/2025	Head	2300	2350	39.25	39.38	-0.34%	1.68	1.71	-1.86%	6/23/2025	D2300V2 SN: 1002	4/11/2026	17.0	2.300	45.891	48.700	-5.77%	1.120	22.347	23.800	-6.11%	
				2400	39.21	39.30	-0.22%	1.72	1.75	-2.04%													
				2600	38.64	39.01	-0.95%	1.87	1.96	-4.65%													
SAR A	6/23/2025	Head	2600	2495	38.91	39.14	-0.60%	1.79	1.85	-3.23%	6/23/2025	D2600V2 SN: 1036	4/11/2026	17.0	2.560	51.079	55.400	-7.80%	1.180	23.544	24.900	-5.45%	
				2690	38.51	38.90	-1.00%	1.94	2.06	-5.99%													
				2300	40.75	39.47	3.24%	1.66	1.66	-0.28%													
SAR A	6/26/2025	Head	2300	2350	40.66	39.38	3.24%	1.71	1.71	-0.04%	6/26/2025	D2300V2 SN: 1002	4/11/2026	17.0	2.400	47.886	48.700	-1.67%	1.170	23.345	23.800	-1.91%	
				2400	40.66	39.30	3.47%	1.73	1.75	-1.12%													
				2600	40.33	39.01	3.38%	1.89	1.96	-3.58%													
SAR A	6/26/2025	Head	2600	2495	40.48	39.14	3.42%	1.81	1.85	-1.98%	6/26/2025	D2600V2 SN: 1036	4/11/2026	20.0	5.260	52.600	55.400	-5.05%	2.410	24.100	24.900	-3.21%	
				2690	40.17	38.90	3.27%	1.97	2.06	-4.54%													
				2300	40.87	39.47	3.54%	1.64	1.66	-1.37%													
SAR A	6/30/2025	Head	2300	2350	40.81	39.38	3.62%	1.68	1.71	-1.50%	6/30/2025	D2300V2 SN: 1002	4/11/2026	17.0	2.300	45.891	48.700	-5.77%	1.120	22.347	23.800	-6.11%	
				2400	40.72	39.30	3.62%	1.72	1.75	-1.81%													
				2600	40.37	39.01	3.48%	1.89	1.96	-3.88%													
SAR A	6/30/2025	Head	2600	2495	40.57	39.14	3.64%	1.79	1.85	-3.01%	6/30/2025	D2600V2 SN: 1036	4/11/2026	17.0	2.550	50.879	55.400	-8.16%	1.160	23.145	24.900	-7.05%	
				2690	40.17	38.90	3.27%	1.95	2.06	-5.12%													
				2300	40.72	39.47	3.16%	1.62	1.66	-2.75%													
SAR A	7/3/2025	Head	2300	2350	40.70	39.38	3.34%	1.66	1.71	-2.97%	7/3/2025	D2300V2 SN: 1002	4/11/2026	17.0	2.370	47.288	48.700	-2.90%	1.160	23.145	23.800	-2.75%	
				2400	40.61	39.30	3.34%	1.69	1.75	-3.35%													
				2600	40.35	39.01	3.43%	1.86	1.96	-5.26%													
SAR A	7/3/2025	Head	2600	2495	40.49	39.14	3.44%	1.77	1.85	-4.25%	7/3/2025	D2600V2 SN: 1036	4/11/2026	17.0	2.540	50.680	55.400	-8.52%	1.170	23.345	24.900	-6.25%	
				2690	40.21	38.90	3.37%	1.94	2.06	-5.95%													
				2300	39.08	39.47	-0.99%	1.70	1.66	2.24%													
SAR A	7/7/2025	Head	2300	2350	39.04	39.38	-0.88%	1.75	1.71	2.36%	7/7/2025	D2300V2 SN: 1002	4/11/2026	17.0	2.510	50.081	48.700	2.84%	1.230	24.542	23.800	3.12%	
				2400	39.89	39.30	1.51%	1.78	1.75	1.79%													
				2600	38.44	39.01	-1.46%	1.95	1.96	-0.82%													
SAR A	7/7/2025	Head	2600	2495	38.67	39.14	-1.21%	1.86	1.85	0.61%	7/7/2025	D2600V2 SN: 1036	4/11/2026	17.0	2.730	54.471	55.400	-1.68%	1.260	25.140	24.900	0.97%	
				2690	38.27	38.90	-1.61%	2.02	2.06	-1.82%													
				2300	40.26	39.47	1.99%	1.63	1.66	-1.85%													
SAR A	7/11/2025	Head	2300	2350	40.22	39.38	2.12%	1.67	1.71	-2.03%	7/11/2025	D2300V2 SN: 1002	4/11/2026	17.0	2.290	45.692	48.700	-6.18%	1.120	22.347	23.800	-6.11%	
				2400	40.12	39.30	2.10%	1.71	1.75	-2.38%													
				2600	39.77	39.01	1.95%	1.87	1.96	-4.95%													
SAR A	7/11/2025	Head	2600	2495	39.94	39.14	2.04%	1.78	1.85	-3.61%	7/11/2025	D2600V2 SN: 1036	4/11/2026	17.0	2.530	50.480	55.400	**-8.88%**	1.160	23.145	24.900	-7.05%	4
				2690	39.62	38.90	1.86%	1.94	2.06	-6.04%													
				2300	38.24	39.47	-3.12%	1.71	1.66	2.66%													
SAR A	7/15/2025	Head	2300	2350	38.14	39.38	-3.16%	1.75	1.71	2.48%	7/15/2025	D2300V2 SN: 1002	4/11/2026	17.0	2.480	49.483	48.700	1.61%	1.210	24.143	23.800	1.44%	
				2400	38.03	39.30	-3.22%	1.79	1.75	2.13%													
				2600	37.58	39.01	-3.67%	1.95	1.96	-0.52%													
SAR A	7/15/2025	Head	2600	2495	37.81	39.14	-3.41%	1.86	1.85	0.78%	7/15/2025	D2600V2 SN: 1036	4/11/2026	17.0	2.720	54.271	55.400	-2.04%	1.250	24.941	24.900	0.16%	
				2690	37.38	38.90	-3.90%	2.03	2.06	-1.62%													

This report shall not be reproduced without the written approval of UL Verification Services Inc.

Liquid Check											System Check												
SAR Lab	Date	Tissue Type	Band (MHz)	Freq. (MHz)	Relative Permittivity (cr)			Conductivity (σ)			Date	Dipole Type & Serial Number	Dipole Cal. Due Date	Input Power (dBm)	Measured results for 1-g SAR				Measured results for 10-g SAR				Plot No.
					Measured	Target	Delta	Measured	Target	Delta					Meas. Zoom Scan	Normalize to 1 W	Target (Ref. Value)	Delta ±10%	Meas. Zoom Scan	Normalize to 1 W	Target (Ref. Value)	Delta ±10%	
				2300	37.27	39.47	-5.58%	1.60	1.66	-4.07%													
SAR B	5/14/2025	Head	2300	2350	37.23	39.38	-5.47%	1.64	1.71	-3.91%	5/16/2025	D2300V2 SN: 1002	4/11/2026	17.0	2.290	45.692	48.700	-6.18%	1.150	22.946	23.800	-3.59%	
				2400	37.10	39.30	-5.59%	1.67	1.75	-4.83%													
				2600	36.74	39.01	-5.82%	1.83	1.96	-6.84%													
SAR B	5/14/2025	Head	2600	2495	36.96	39.14	-5.58%	1.75	1.85	-5.34%	5/16/2025	D2600V2 SN: 1006	10/13/2025	17.0	2.540	50.680	56.100	-9.66%	1.180	23.544	25.400	-7.31%	
				2690	36.61	38.90	-5.88%	1.90	2.06	-7.84%													
				2300	39.13	39.47	-0.87%	1.59	1.66	-4.19%													
SAR B	5/18/2025	Head	2300	2350	39.05	39.38	-0.85%	1.63	1.71	-4.67%	5/18/2025	D2300V2 SN: 1058	4/10/2026	17.0	2.270	45.292	47.800	**-5.25%**	1.110	22.147	23.100	-4.12%	5
				2400	38.96	39.30	-0.86%	1.66	1.75	-5.18%													
				2600	39.10	39.01	0.23%	1.86	1.96	-5.21%													
SAR B	5/19/2025	Head	2600	2495	39.27	39.14	0.32%	1.78	1.85	-3.71%	5/19/2025	D2600V2 SN: 1006	10/13/2025	20.0	5.330	53.300	56.100	-4.99%	2.440	24.400	25.400	-3.94%	
				2690	38.94	38.90	0.11%	1.94	2.06	-5.80%													
				2300	39.10	39.47	-0.94%	1.61	1.66	-3.17%													
SAR B	5/23/2025	Head	2300	2350	39.06	39.38	-0.82%	1.65	1.71	-3.67%	5/23/2025	D2300V2 SN: 1002	4/11/2026	17.0	2.380	47.487	48.700	-2.49%	1.170	23.345	23.800	-1.91%	
				2400	38.96	39.30	-0.86%	1.68	1.75	-4.15%													
				2600	38.69	39.01	-0.82%	1.84	1.96	-6.43%													
SAR B	5/23/2025	Head	2600	2495	38.84	39.14	-0.77%	1.75	1.85	-5.34%	5/23/2025	D2600V2 SN: 1036	4/11/2026	17.0	2.560	51.079	55.400	**-7.80%**	1.180	23.544	24.900	-5.45%	6
				2690	38.56	38.90	-0.87%	1.91	2.06	-7.16%													
				2300	41.89	39.47	6.12%	1.66	1.66	-0.53%													
SAR B	5/26/2025	Head	2300	2350	41.79	39.38	6.11%	1.69	1.71	-0.92%	5/26/2025	D2300V2 SN: 1002	4/11/2026	20.0	4.810	48.100	48.700	-1.23%	2.360	23.600	23.800	-0.84%	
				2400	41.68	39.30	6.06%	1.73	1.75	-1.18%													
				2600	41.42	39.01	6.18%	1.90	1.96	-3.32%													
SAR B	5/26/2025	Head	2600	2495	41.57	39.14	6.20%	1.80	1.85	-2.47%	5/27/2025	D2600V2 SN: 1006	10/13/2025	20.0	6.070	60.700	56.100	8.20%	2.780	27.800	25.400	9.45%	
				2690	41.36	38.90	6.33%	1.98	2.06	-3.81%													
				2300	40.07	39.47	1.51%	1.64	1.66	-1.43%													
SAR B	5/29/2025	Head	2300	2350	39.99	39.38	1.54%	1.68	1.71	-1.86%	5/29/2025	D2300V2 SN: 1058	4/10/2026	17.0	2.450	48.884	47.800	2.27%	1.200	23.943	23.100	3.65%	
				2400	39.92	39.30	1.59%	1.72	1.75	-2.09%													
				2600	39.51	39.01	1.28%	1.88	1.96	-4.39%													
SAR B	5/29/2025	Head	2600	2495	39.75	39.14	1.55%	1.79	1.85	-3.12%	5/29/2025	D2600V2 SN: 1006	10/13/2025	20.0	5.230	52.300	56.100	-6.77%	2.390	23.900	25.400	-5.91%	
				2690	39.34	38.90	1.14%	1.94	2.06	-5.65%													
				2300	40.06	39.47	1.49%	1.61	1.66	-2.99%													
SAR B	6/2/2025	Head	2300	2350	40.00	39.38	1.56%	1.65	1.71	-3.38%	6/2/2025	D2300V2 SN: 1002	4/11/2026	17.0	2.390	47.687	48.700	-2.08%	1.170	23.345	23.800	-1.91%	
				2400	38.89	39.30	-1.03%	1.69	1.75	-3.75%													
				2600	39.59	39.01	1.48%	1.85	1.96	-5.72%													
SAR B	6/2/2025	Head	2600	2495	39.76	39.14	1.58%	1.76	1.85	-4.85%	6/2/2025	D2600V2 SN: 1036	4/11/2026	17.0	2.630	52.475	55.400	-5.28%	1.200	23.943	24.900	-3.84%	
				2690	39.43	38.90	1.37%	1.93	2.06	-6.43%													
				2300	39.00	39.47	-1.20%	1.59	1.66	-4.61%													
SAR B	6/5/2025	Head	2300	2350	38.95	39.38	-1.10%	1.62	1.71	-5.08%	6/5/2025	D2300V2 SN: 1002	4/11/2026	20.0	5.000	50.000	48.700	2.67%	2.450	24.500	23.800	2.94%	
				2400	38.86	39.30	-1.11%	1.65	1.75	-5.57%													
				2600	40.71	39.01	4.36%	1.86	1.96	-5.16%													
SAR B	6/5/2025	Head	2600	2495	40.90	39.14	4.49%	1.77	1.85	-4.09%	6/5/2025	D2600V2 SN: 1036	4/11/2026	17.0	2.670	53.274	55.400	-3.84%	1.230	24.542	24.900	-1.44%	
				2690	40.53	38.90	4.20%	1.93	2.06	-6.19%													
				2300	38.40	39.47	-2.72%	1.60	1.66	-3.89%													
SAR B	6/9/2025	Head	2300	2350	38.33	39.38	-2.68%	1.63	1.71	-4.43%	6/9/2025	D2300V2 SN: 1002	4/11/2026	17.0	2.200	43.896	48.700	**-9.86%**	1.090	21.748	23.800	-8.62%	7
				2400	38.25	39.30	-2.66%	1.67	1.75	-4.72%													
				2600	41.76	39.01	7.05%	1.86	1.96	-5.46%													
SAR B	6/10/2025	Head	2600	2495	41.92	39.14	7.09%	1.76	1.85	-4.63%	6/10/2025	D2600V2 SN: 1006	10/13/2025	20.0	5.390	53.900	56.100	-3.92%	2.480	24.800	25.400	-2.36%	
				2690	41.61	38.90	6.97%	1.93	2.06	-6.19%													
				2300	42.11	39.47	6.68%	1.65	1.66	-0.83%													
SAR B	6/12/2025	Head	2300	2350	42.04	39.38	6.74%	1.69	1.71	-1.33%	6/12/2025	D2300V2 SN: 1002	4/11/2026	17.0	2.360	47.088	48.700	-3.31%	1.160	23.145	23.800	-2.75%	
				2400	41.97	39.30	6.80%	1.72	1.75	-1.81%													
				2600	41.70	39.01	6.89%	1.88	1.96	-4.39%													
SAR B	6/12/2025	Head	2600	2495	41.82	39.14	6.84%	1.79	1.85	-3.17%	6/12/2025	D2600V2 SN: 1006	10/13/2025	17.0	2.610	52.076	56.100	-7.17%	1.200	23.943	25.400	-5.74%	
				2690	41.59	38.90	6.92%	1.95	2.06	-5.22%													
				2300	37.28	39.47	-5.55%	1.59	1.66	-4.25%													
SAR B	6/16/2025	Head	2300	2350	37.24	39.38	-5.45%	1.64	1.71	-4.20%	6/16/2025	D2300V2 SN: 1002	4/11/2026	17.0	2.420	48.285	48.700	-0.85%	1.190	23.744	23.800	-0.24%	
				2400	37.16	39.30	-5.44%	1.66	1.75	-5.23%													
				2600	36.77	39.01	-5.74%	1.83	1.96	-6.99%													
SAR B	6/16/2025	Head	2600	2495	36.96	39.14	-5.58%	1.75	1.85	-5.61%	6/16/2025	D2600V2 SN: 1006	10/13/2025	17.0	2.620	52.276	56.100	-6.82%	1.210	24.143	25.400	-4.95%	
				2690	36.59	38.90	-5.93%	1.90	2.06	-7.79%													
				2300	38.66	39.47	-2.06%	1.62	1.66	-2.45%													
SAR B	6/21/2025	Head	2300	2350	38.60	39.38	-1.99%	1.66	1.71	-2.62%	6/21/2025	D2300V2 SN: 1002	4/11/2026	17.0	2.390	47.687	48.700	-2.08%	1.170	23.345	23.800	-1.91%	
				2400	38.51	39.30	-2.00%	1.70	1.75	-2.95%													
				2600	38.13	39.01	-2.26%	1.85	1.96	-5.67%													
SAR B	6/21/2025	Head	2600	2495	38.33	39.14	-2.08%	1.76	1.85	-4.74%	6/21/2025	D2600V2 SN: 1006	10/13/2025	17.0	2.540	50.680	56.100	**-9.66%**	1.170	23.345	25.400	-8.09%	8
				2690	37.95	38.90	-2.44%	1.92	2.06	-6.77%													
				2300	40.09	39.47	1.56%	1.63	1.66	-2.21%													
SAR B	6/25/2025	Head	2300	2350	40.03	39.38	1.64%	1.67	1.71	-2.21%	6/25/2025	D2300V2 SN: 1002	4/11/2026	17.0	2.520	50.281	48.700	3.25%	1.240	24.741	23.800	3.95%	
				2400	39.97	39.30	1.71%	1.70	1.75	-3.12%													
				2600	39.62	39.01	1.56%	1.86	1.96	-5.36%													
SAR B	6/25/2025	Head	2600	2495	39.80	39.14	1.68%	1.78	1.85	-3.55%	6/26/2025	D2600V2 SN: 1006	10/13/2025	20.0	5.180	51.800	56.100	-7.66%	2.380	23.800	25.400	-6.30%	
				2690	39.47	38.90	1.47%	1.94	2.06	-6.04%													
				2300	40.66	39.47	3.01%	1.62	1.66	-2.45%													
SAR B	7/1/2025	Head	2300	2350	40.58	39.38	3.04%	1.66	1.71	-2.73%	7/1/2025	D2300V2 SN: 1002	4/11/2026	17.0	2.370	47.288	48.700	-2.90%	1.160	23.145	23.800	-2.75%	
				2400	40.50	39.30	3.06%	1.70	1.75	-3.18%													
				2600	40.21	39.01	3.07%	1.85	1.96	-5.77%													
SAR B	7/1/2025	Head	2600	2495	40.34	39.14	3.06%	1.77	1.85	-4.31%	7/1/2025	D2600V2 SN: 1036	4/11/2026	17.0	2.560	51.079	55.400	-7.80%	1.180	23.544	24.900	-5.45%	
				2690	40.08	38.90	3.04%	1.93	2.06	-6.33%													

This report shall not be reproduced without the written approval of UL Verification Services Inc.

Liquid Check											System Check												
SAR Lab	Date	Tissue Type	Band (MHz)	Freq. (MHz)	Relative Permittivity (εr)			Conductivity (σ)			Date	Dipole Type & Serial Number	Dipole Cal. Due Date	Input Power (dBm)	Measured results for 1-g SAR				Measured results for 10-g SAR				Plot No.
					Measured	Target	Delta	Measured	Target	Delta					Meas. Zoom Scan	Normalize to 1 W	Target (Ref. Value)	Delta ±10%	Meas. Zoom Scan	Normalize to 1 W	Target (Ref. Value)	Delta ±10%	
SAR B	7/5/2025	Head	2300	2300	39.60	39.47	0.32%	1.63	1.66	-1.97%	7/5/2025	D2300V2 SN: 1002	4/11/2026	17.0	2.540	50.680	48.700	4.07%	1.250	24.941	23.800	4.79%	
				2350	39.50	39.38	0.29%	1.67	1.71	-2.32%													
				2400	39.43	39.30	0.34%	1.70	1.75	-2.89%													
SAR B	7/5/2025	Head	2600	2600	39.14	39.01	0.33%	1.85	1.96	-5.67%	7/5/2025	D2600V2 SN: 1006	10/13/2025	17.0	2.640	52.675	56.100	-6.11%	1.210	24.143	25.400	-4.95%	
				2495	39.28	39.14	0.35%	1.77	1.85	-4.42%													
				2690	38.97	38.90	0.19%	1.92	2.06	-6.63%													
SAR B	7/8/2025	Head	2300	2300	40.30	39.47	2.10%	1.67	1.66	0.26%	7/8/2025	D2300V2 SN: 1002	4/11/2026	17.0	2.550	50.879	48.700	4.47%	1.250	24.941	23.800	4.79%	
				2350	40.23	39.38	2.15%	1.71	1.71	0.08%													
				2400	40.12	39.30	2.10%	1.75	1.75	-0.32%													
SAR B	7/8/2025	Head	2600	2600	39.77	39.01	1.95%	1.91	1.96	-2.81%	7/8/2025	D2600V2 SN: 1006	10/13/2025	17.0	2.560	51.079	56.100	-8.95%	1.190	23.744	25.400	-6.52%	
				2495	39.95	39.14	2.06%	1.82	1.85	-1.71%													
				2690	39.60	38.90	1.81%	1.98	2.06	-3.71%													
SAR B	7/12/2025	Head	2300	2300	40.47	39.47	2.53%	1.62	1.66	-2.51%	7/12/2025	D2300V2 SN: 1002	4/11/2026	17.0	2.350	46.889	48.700	-3.72%	1.150	22.946	23.800	-3.59%	
				2350	40.40	39.38	2.58%	1.67	1.71	-2.44%													
				2400	40.32	39.30	2.60%	1.70	1.75	-2.89%													
SAR B	7/12/2025	Head	2600	2600	39.96	39.01	2.43%	1.87	1.96	-4.95%	7/12/2025	D2600V2 SN: 1036	4/11/2026	17.0	2.640	52.675	55.400	-4.92%	1.210	24.143	24.900	-3.04%	
				2495	40.15	39.14	2.57%	1.78	1.85	-3.93%													
				2690	39.80	38.90	2.32%	1.94	2.06	-5.95%													
SAR B	7/16/2025	Head	2300	2300	41.17	39.47	4.30%	1.62	1.66	-2.93%	7/16/2025	D2300V2 SN: 1002	4/11/2026	17.0	2.370	47.288	48.700	-2.90%	1.160	23.145	23.800	-2.75%	
				2350	41.10	39.38	4.36%	1.65	1.71	-3.14%													
				2400	41.02	39.30	4.39%	1.69	1.75	-3.58%													
SAR B	7/16/2025	Head	2600	2600	40.71	39.01	4.36%	1.85	1.96	-5.67%	7/16/2025	D2600V2 SN: 1036	4/11/2026	17.0	2.560	51.079	55.400	-7.80%	1.180	23.544	24.900	-5.45%	
				2495	40.88	39.14	4.44%	1.76	1.85	-4.69%													
				2690	40.53	38.90	4.20%	1.92	2.06	-6.58%													

This report shall not be reproduced without the written approval of UL Verification Services Inc.

Liquid Check											System Check												
SAR Lab	Date	Tissue Type	Band (MHz)	Freq. (MHz)	Relative Permittivity (cr)			Conductivity (σ)			Date	Dipole Type & Serial Number	Dipole Cal. Due Date	Input Power (dBm)	Measured results for 1-g SAR				Measured results for 10-g SAR				Plot No.
					Measured	Target	Delta	Measured	Target	Delta					Meas. Zoom Scan	Normalize to 1 W	Target (Ref. Value)	Delta ±10%	Meas. Zoom Scan	Normalize to 1 W	Target (Ref. Value)	Delta ±10%	
				2300	40.66	39.47	3.01%	1.71	1.66	2.60%													
SAR C	5/12/2025	Head	2300	2350	40.59	39.38	3.06%	1.74	1.71	1.77%	5/14/2025	D2300V2 SN: 1058	4/10/2026	20.0	5.010	50.100	47.800	**4.81%**	2.410	24.100	23.100	4.33%	9
				2400	40.51	39.30	3.09%	1.79	1.75	1.90%													
				2300	39.16	39.47	-0.79%	1.74	1.66	4.70%													
SAR C	5/15/2025	Head	2300	2350	39.00	39.38	-0.98%	1.79	1.71	4.53%	5/15/2025	D2300V2 SN: 1002	4/11/2026	17.0	2.400	47.886	48.700	-1.67%	1.160	23.145	23.800	-2.75%	
				2400	39.00	39.30	-0.76%	1.82	1.75	3.85%													
				2600	38.54	39.01	-1.21%	1.98	1.96	1.01%													
SAR C	5/15/2025	Head	2600	2495	38.79	39.14	-0.90%	1.90	1.85	2.72%	5/15/2025	D2600V2 SN: 1036	4/11/2026	17.0	2.740	54.670	55.400	-1.32%	1.240	24.741	24.900	-0.64%	
				2690	38.37	38.90	-1.36%	2.05	2.06	-0.27%													
				2300	39.38	39.47	-0.23%	1.70	1.66	2.24%													
SAR C	5/19/2025	Head	2300	2350	39.29	39.38	-0.24%	1.74	1.71	1.72%	5/19/2025	D2300V2 SN: 1058	4/10/2026	17.0	2.410	48.086	47.800	0.60%	1.150	22.946	23.100	-0.67%	
				2400	39.22	39.30	-0.20%	1.78	1.75	1.33%													
				2600	38.90	39.01	-0.28%	1.93	1.96	-1.54%													
SAR C	5/19/2025	Head	2600	2495	39.06	39.14	-0.21%	1.84	1.85	-0.25%	5/19/2025	D2600V2 SN: 1036	4/11/2026	17.0	2.670	53.274	55.400	-3.84%	1.200	23.943	24.900	-3.84%	
				2690	38.74	38.90	-0.40%	2.01	2.06	-2.30%													
				2300	38.12	39.47	-3.43%	1.68	1.66	0.98%													
SAR C	5/23/2025	Head	2300	2350	38.08	39.38	-3.31%	1.71	1.71	0.14%	5/23/2025	D2300V2 SN: 1002	4/11/2026	17.0	2.390	47.687	48.700	-2.08%	1.150	22.946	23.800	-3.59%	
				2400	37.97	39.30	-3.38%	1.75	1.75	-0.09%													
				2600	37.68	39.01	-3.41%	1.91	1.96	-2.66%													
SAR C	5/23/2025	Head	2600	2495	37.85	39.14	-3.30%	1.82	1.85	-1.55%	5/23/2025	D2600V2 SN: 1036	4/11/2026	17.0	2.740	54.670	55.400	-1.32%	1.240	24.741	24.900	-0.64%	
				2690	37.52	38.90	-3.54%	1.99	2.06	-3.37%													
				2600	36.46	39.01	-6.54%	1.87	1.96	-4.85%													
SAR C	5/26/2025	Head	2600	2495	36.62	39.14	-6.45%	1.78	1.85	-3.77%	5/26/2025	D2600V2 SN: 1036	4/11/2026	17.0	2.740	54.670	55.400	-1.32%	1.250	24.941	24.900	0.16%	
				2690	36.69	38.90	-5.67%	1.94	2.06	-5.80%													
				2300	36.94	39.47	-6.42%	1.64	1.66	-1.31%													
SAR C	5/26/2025	Head	2300	2350	36.84	39.38	-6.46%	1.68	1.71	-1.86%	5/26/2025	D2300V2 SN: 1002	4/11/2026	17.0	2.400	47.886	48.700	-1.67%	1.160	23.145	23.800	-2.75%	
				2400	36.72	39.30	-6.56%	1.71	1.75	-2.26%													
				2300	38.10	39.47	-3.48%	1.66	1.66	-0.16%													
SAR C	5/29/2025	Head	2300	2350	38.03	39.38	-3.44%	1.70	1.71	-0.57%	5/29/2025	D2300V2 SN: 1002	4/11/2026	17.0	2.380	47.487	48.700	-2.49%	1.170	23.345	23.800	-1.91%	
				2400	37.95	39.30	-3.43%	1.73	1.75	-1.06%													
				2600	37.64	39.01	-3.51%	1.89	1.96	-3.47%													
SAR C	5/29/2025	Head	2600	2495	37.81	39.14	-3.41%	1.81	1.85	-2.25%	5/29/2025	D2600V2 SN: 1036	4/11/2026	17.0	2.800	55.867	55.400	0.84%	1.290	25.739	24.900	3.37%	
				2690	37.52	38.90	-3.54%	1.97	2.06	-4.34%													
				2300	37.02	39.47	-6.21%	1.63	1.66	-2.33%													
SAR C	6/2/2025	Head	2300	2350	36.98	39.38	-6.11%	1.66	1.71	-2.85%	6/2/2025	D2300V2 SN: 1002	4/11/2026	17.0	2.290	45.692	48.700	-6.18%	1.110	22.147	23.800	-6.94%	
				2400	36.87	39.30	-6.18%	1.69	1.75	-3.41%													
				2600	36.56	39.01	-6.28%	1.84	1.96	-6.07%													
SAR C	6/2/2025	Head	2600	2495	36.72	39.14	-6.19%	1.76	1.85	-4.85%	6/2/2025	D2600V2 SN: 1036	4/11/2026	17.0	2.700	53.872	55.400	-2.76%	1.220	24.342	24.900	-2.24%	
				2690	36.41	38.90	-6.39%	1.91	2.06	-7.06%													
				2300	38.18	39.47	-3.27%	1.65	1.66	-1.13%													
SAR C	6/5/2025	Head	2300	2350	38.10	39.38	-3.26%	1.68	1.71	-1.68%	6/5/2025	D2300V2 SN: 1002	4/11/2026	17.0	2.250	44.893	48.700	**-7.82%**	1.100	21.948	23.800	-7.78%	10
				2400	38.01	39.30	-3.27%	1.71	1.75	-2.15%													
				2600	37.68	39.01	-3.41%	1.87	1.96	-4.70%													
SAR C	6/5/2025	Head	2600	2495	37.88	39.14	-3.23%	1.78	1.85	-3.50%	6/5/2025	D2600V2 SN: 1036	4/11/2026	17.0	2.650	52.874	55.400	-4.56%	1.210	24.143	24.900	-3.04%	
				2690	37.52	38.90	-3.54%	1.94	2.06	-5.80%													
				2300	37.92	39.47	-3.93%	1.62	1.66	-2.51%													
SAR C	6/9/2025	Head	2300	2350	37.87	39.38	-3.85%	1.66	1.71	-2.97%	6/9/2025	D2300V2 SN: 1058	4/10/2026	17.0	2.350	46.889	47.800	-1.91%	1.130	22.546	23.100	-2.40%	
				2400	37.76	39.30	-3.91%	1.70	1.75	-3.12%													
				2600	37.49	39.01	-3.90%	1.85	1.96	-5.72%													
SAR C	6/9/2025	Head	2600	2495	37.62	39.14	-3.89%	1.76	1.85	-4.85%	6/9/2025	D2600V2 SN: 1036	4/11/2026	17.0	2.640	52.675	55.400	-4.92%	1.200	23.943	24.900	-3.84%	
				2690	37.32	38.90	-4.06%	1.92	2.06	-6.63%													
				2300	38.76	39.47	-1.81%	1.64	1.66	-1.31%													
SAR C	6/12/2025	Head	2300	2350	38.67	39.38	-1.81%	1.68	1.71	-1.91%	6/12/2025	D2300V2 SN: 1002	4/11/2026	17.0	2.260	45.093	48.700	-7.41%	1.090	21.748	23.800	-8.62%	
				2400	38.60	39.30	-1.77%	1.71	1.75	-2.38%													
				2600	38.31	39.01	-1.80%	1.87	1.96	-4.90%													
SAR C	6/12/2025	Head	2600	2495	38.45	39.14	-1.77%	1.78	1.85	-3.77%	6/12/2025	D2600V2 SN: 1036	4/11/2026	17.0	2.680	53.473	55.400	-3.48%	1.220	24.342	24.900	-2.24%	
				2690	38.18	38.90	-1.84%	1.94	2.06	-5.75%													
				2300	36.09	39.47	-8.57%	1.61	1.66	-3.23%													
SAR C	6/16/2025	Head	2300	2350	36.04	39.38	-8.49%	1.66	1.71	-2.79%	6/16/2025	D2300V2 SN: 1002	4/11/2026	17.0	2.400	47.886	48.700	-1.67%	1.160	23.145	23.800	-2.75%	
				2400	35.55	39.30	-9.53%	1.68	1.75	-4.09%													
				2600	35.56	39.01	-8.85%	1.84	1.96	-6.23%													
SAR C	6/16/2025	Head	2600	2495	35.76	39.14	-8.64%	1.76	1.85	-4.80%	6/16/2025	D2600V2 SN: 1036	4/11/2026	17.0	2.680	53.473	55.400	-3.48%	1.220	24.342	24.900	-2.24%	
				2690	35.37	38.90	-9.07%	1.91	2.06	-7.26%													
				2300	36.28	39.47	-8.09%	1.61	1.66	-3.23%													
SAR C	6/19/2025	Head	2300	2350	36.14	39.38	-8.24%	1.63	1.71	-4.55%	6/19/2025	D2300V2 SN: 1002	4/11/2026	17.0	2.350	46.889	48.700	-3.72%	1.140	22.746	23.800	-4.43%	
				2400	36.06	39.30	-8.24%	1.68	1.75	-4.09%													
				2600	35.77	39.01	-8.31%	1.83	1.96	-6.74%													
SAR C	6/19/2025	Head	2600	2495	35.92	39.14	-8.23%	1.73	1.85	-6.42%	6/19/2025	D2600V2 SN: 1036	4/11/2026	17.0	2.670	53.274	55.400	-3.84%	1.220	24.342	24.900	-2.24%	
				2690	35.55	38.90	-8.61%	1.91	2.06	-7.26%													
				2300	39.23	39.47	-0.61%	1.67	1.66	0.26%													
SAR C	6/24/2025	Head	2300	2350	39.17	39.38	-0.54%	1.71	1.71	-0.04%	6/24/2025	D2300V2 SN: 1002	4/11/2026	20.0	4.700	47.000	48.700	-3.49%	2.290	22.900	23.800	-3.78%	
				2400	39.08	39.30	-0.55%	1.75	1.75	-0.32%													
				2600	38.73	39.01	-0.72%	1.91	1.96	-2.56%													
SAR C	6/24/2025	Head	2600	2495	38.91	39.14	-0.60%	1.82	1.85	-1.50%	6/24/2025	D2600V2 SN: 1036	4/11/2026	20.0	5.790	57.900	55.400	4.51%	2.630	26.300	24.900	5.62%	
				2690	38.55	38.90	-0.89%	1.99	2.06	-3.52%													
				2300	38.75	39.47	-1.83%	1.63	1.66	-1.85%													
SAR C	6/26/2025	Head	2300	2350	38.67	39.38	-1.81%	1.67	1.71	-2.27%	6/26/2025	D2300V2 SN: 1002	4/11/2026	17.0	2.400	47.886	48.700	-1.67%	1.160	23.145	23.800	-2.75%	
				2400	38.59	39.30	-1.80%	1.71	1.75	-2.49%													

This report shall not be reproduced without the written approval of UL Verification Services Inc.

Liquid Check											System Check												
SAR Lab	Date	Tissue Type	Band (MHz)	Freq. (MHz)	Relative Permittivity (εr)			Conductivity (σ)			Date	Dipole Type & Serial Number	Dipole Cal. Due Date	Input Power (dBm)	Measured results for 1-g SAR				Measured results for 10-g SAR				Plot No.
					Measured	Target	Delta	Measured	Target	Delta					Meas. Zoom Scan	Normalize to 1 W	Target (Ref. Value)	Delta ±10%	Meas. Zoom Scan	Normalize to 1 W	Target (Ref. Value)	Delta ±10%	
SAR C	6/26/2025	Head	2600	2600	38.30	39.01	-1.82%	1.87	1.96	-4.70%	6/26/2025	D2600V2 SN: 1036	4/11/2026	17.0	2.620	52.276	55.400	**-5.64%**	1.190	23.744	24.900	-4.64%	11
				2495	38.43	39.14	-1.82%	1.77	1.85	-4.42%													
				2690	38.14	38.90	-1.95%	1.94	2.06	-6.04%													
SAR C	6/30/2025	Head	2300	2300	37.85	39.47	-4.11%	1.67	1.66	0.26%	6/30/2025	D2300V2 SN: 1002	4/11/2026	17.0	2.410	48.086	48.700	-1.26%	1.170	23.345	23.800	-1.91%	
				2350	37.80	39.38	-4.02%	1.71	1.71	0.14%													
				2400	37.71	39.30	-4.04%	1.74	1.75	-0.55%													
SAR C	6/30/2025	Head	2600	2600	37.34	39.01	-4.28%	1.91	1.96	-2.86%	6/30/2025	D2600V2 SN: 1036	4/11/2026	17.0	2.710	54.072	55.400	-2.40%	1.230	24.542	24.900	-1.44%	
				2495	37.55	39.14	-4.07%	1.82	1.85	-1.50%													
				2690	37.16	38.90	-4.47%	1.97	2.06	-4.30%													
SAR C	7/3/2025	Head	2300	2300	38.85	39.47	-1.58%	1.66	1.66	-0.53%	7/3/2025	D2300V2 SN: 1002	4/11/2026	17.0	2.370	47.288	48.700	-2.90%	1.150	22.946	23.800	-3.59%	
				2350	38.80	39.38	-1.48%	1.69	1.71	-0.86%													
				2400	38.73	39.30	-1.44%	1.73	1.75	-1.24%													
SAR C	7/3/2025	Head	2600	2600	38.41	39.01	-1.54%	1.90	1.96	-3.42%	7/3/2025	D2600V2 SN: 1036	4/11/2026	17.0	2.680	53.473	55.400	-3.48%	1.210	24.143	24.900	-3.04%	
				2495	38.58	39.14	-1.44%	1.81	1.85	-2.36%													
				2690	38.26	38.90	-1.64%	1.97	2.06	-4.25%													
SAR C	7/7/2025	Head	2300	2300	37.25	39.47	-5.63%	1.74	1.66	4.58%	7/7/2025	D2300V2 SN: 1002	4/11/2026	17.0	2.580	51.478	48.700	5.70%	1.250	24.941	23.800	4.79%	
				2350	37.19	39.38	-5.57%	1.78	1.71	4.23%													
				2400	37.05	39.30	-5.72%	1.82	1.75	3.85%													
SAR C	7/7/2025	Head	2600	2600	36.60	39.01	-6.18%	1.98	1.96	0.96%	7/7/2025	D2600V2 SN: 1036	4/11/2026	17.0	2.830	56.466	55.400	1.92%	1.280	25.539	24.900	2.57%	
				2495	36.81	39.14	-5.96%	1.89	1.85	2.35%													
				2690	36.44	38.90	-6.32%	2.06	2.06	-0.12%													
SAR C	7/11/2025	Head	2300	2300	37.50	39.47	-5.00%	1.66	1.66	-0.40%	7/11/2025	D2300V2 SN: 1058	4/10/2026	17.0	2.310	46.091	47.800	-3.58%	1.110	22.147	23.100	-4.12%	
				2350	37.45	39.38	-4.91%	1.70	1.71	-0.63%													
				2400	37.36	39.30	-4.93%	1.73	1.75	-1.18%													
SAR C	7/11/2025	Head	2600	2600	37.00	39.01	-5.15%	1.89	1.96	-3.93%	7/11/2025	D2600V2 SN: 1036	4/11/2026	17.0	2.640	52.675	55.400	-4.92%	1.200	23.943	24.900	-3.84%	
				2495	37.17	39.14	-5.04%	1.80	1.85	-2.42%													
				2690	36.85	38.90	-5.26%	1.95	2.06	-5.22%													
SAR C	7/15/2025	Head	2300	2300	36.56	39.47	-7.38%	1.76	1.66	5.73%	7/15/2025	D2300V2 SN: 1002	4/11/2026	17.0	2.580	51.478	48.700	5.70%	1.250	24.941	23.800	4.79%	
				2350	36.45	39.38	-7.45%	1.80	1.71	5.46%													
				2400	36.33	39.30	-7.55%	1.83	1.75	4.70%													
SAR C	7/15/2025	Head	2600	2600	35.93	39.01	-7.90%	2.00	1.96	1.83%	7/15/2025	D2600V2 SN: 1036	4/11/2026	17.0	2.800	55.867	55.400	0.84%	1.280	25.539	24.900	2.57%	
				2495	36.14	39.14	-7.67%	1.91	1.85	3.32%													
				2690	35.76	38.90	-8.07%	2.07	2.06	0.61%													

This report shall not be reproduced without the written approval of UL Verification Services Inc.

Liquid Check											System Check												
SAR Lab	Date	Tissue Type	Band (MHz)	Freq. (MHz)	Relative Permittivity (εr)			Conductivity (σ)			Date	Dipole Type & Serial Number	Dipole Cal. Due Date	Input Power (dBm)	Measured results for 1-g SAR				Measured results for 10-g SAR				Plot No.
					Measured	Target	Delta	Measured	Target	Delta					Meas. Zoom Scan	Normalize to 1 W	Target (Ref. Value)	Delta ±10%	Meas. Zoom Scan	Normalize to 1 W	Target (Ref. Value)	Delta ±10%	
SAR D	5/15/2025	Head	2300	2300	36.72	39.47	-6.97%	1.61	1.66	-3.41%	5/15/2025	D2300V2 SN: 1002	4/11/2026	20.0	4.500	45.000	48.700	-7.60%	2.160	21.600	23.800	-9.24%	
				2350	36.65	39.38	-6.94%	1.65	1.71	-3.55%													
				2400	36.53	39.30	-7.04%	1.68	1.75	-4.15%													
SAR D	5/15/2025	Head	2600	2600	36.18	39.01	-7.26%	1.84	1.96	-6.33%	5/15/2025	D2600V2 SN: 1036	4/11/2026	20.0	5.170	51.700	55.400	-6.68%	2.320	23.200	24.900	-6.83%	
				2495	36.38	39.14	-7.06%	1.76	1.85	-5.07%													
				2690	36.03	38.90	-7.37%	1.91	2.06	-7.26%													
SAR D	5/19/2025	Head	2300	2300	38.24	39.47	-3.12%	1.58	1.66	-4.97%	5/19/2025	D2300V2 SN: 1002	4/11/2026	17.0	2.230	44.494	48.700	-8.64%	1.090	21.748	23.800	-8.62%	
				2350	38.20	39.38	-3.01%	1.62	1.71	-5.25%													
				2400	38.10	39.30	-3.05%	1.66	1.75	-5.46%													
SAR D	5/19/2025	Head	2600	2600	37.77	39.01	-3.18%	1.81	1.96	-7.60%	5/19/2025	D2600V2 SN: 1036	4/11/2026	17.0	2.650	52.874	55.400	-4.56%	1.220	24.342	24.900	-2.24%	
				2495	37.94	39.14	-3.07%	1.73	1.85	-6.58%													
				2690	37.61	38.90	-3.31%	1.89	2.06	-8.37%													
SAR D	5/22/2025	Head	2300	2300	39.31	39.47	-0.41%	1.62	1.66	-2.75%	5/22/2025	D2300V2 SN: 1002	4/11/2026	20.0	4.640	46.400	48.700	-4.72%	2.280	22.800	23.800	-4.20%	
				2350	39.23	39.38	-0.39%	1.65	1.71	-3.14%													
				2400	39.17	39.30	-0.32%	1.69	1.75	-3.58%													
SAR D	5/22/2025	Head	2600	2600	38.85	39.01	-0.41%	1.85	1.96	-5.72%	5/22/2025	D2600V2 SN: 1036	4/11/2026	20.0	5.300	53.000	55.400	-4.33%	2.440	24.400	24.900	-2.01%	
				2495	39.03	39.14	-0.29%	1.76	1.85	-4.69%													
				2690	38.69	38.90	-0.53%	1.92	2.06	-6.58%													
SAR D	5/26/2025	Head	2300	2300	37.32	39.47	-5.45%	1.56	1.66	-6.11%	5/27/2025	D2300V2 SN: 1002	4/11/2026	17.0	2.220	44.295	48.700	**-9.05%**	1.090	21.748	23.800	-8.62%	12
				2350	37.18	39.38	-5.60%	1.60	1.71	-6.54%													
				2400	37.09	39.30	-5.62%	1.63	1.75	-6.94%													
SAR D	5/26/2025	Head	2600	2600	36.82	39.01	-5.62%	1.78	1.96	-9.23%	5/27/2025	D2600V2 SN: 1036	4/11/2026	17.0	2.510	50.081	55.400	-9.60%	1.160	23.145	24.900	-7.05%	
				2495	36.99	39.14	-5.50%	1.70	1.85	-8.20%													
				2690	36.74	38.90	-5.55%	1.86	2.06	-9.78%													
SAR D	5/29/2025	Head	2300	2300	41.00	39.47	3.87%	1.66	1.66	-0.46%	5/29/2025	D2300V2 SN: 1002	4/11/2026	17.0	2.300	45.891	48.700	-5.77%	1.130	22.546	23.800	-5.27%	
				2350	40.92	39.38	3.90%	1.70	1.71	-0.74%													
				2400	40.85	39.30	3.95%	1.73	1.75	-1.12%													
SAR D	5/29/2025	Head	2600	2600	40.43	39.01	3.64%	1.89	1.96	-3.52%	5/29/2025	D2600V2 SN: 1036	4/11/2026	17.0	2.530	50.480	55.400	-8.88%	1.160	23.145	24.900	-7.05%	
				2495	40.67	39.14	3.90%	1.81	1.85	-2.04%													
				2690	40.29	38.90	3.58%	1.96	2.06	-4.88%													
SAR D	6/2/2025	Head	2300	2300	39.59	39.47	0.30%	1.64	1.66	-1.25%	6/2/2025	D2300V2 SN: 1002	4/11/2026	17.0	2.250	44.893	48.700	-7.82%	1.100	21.948	23.800	-7.78%	
				2350	39.51	39.38	0.32%	1.68	1.71	-1.80%													
				2400	39.44	39.30	0.36%	1.71	1.75	-2.26%													
SAR D	6/2/2025	Head	2600	2600	39.14	39.01	0.33%	1.87	1.96	-4.70%	6/2/2025	D2600V2 SN: 1036	4/11/2026	17.0	2.510	50.081	55.400	-9.60%	1.150	22.946	24.900	-7.85%	
				2495	39.31	39.14	0.43%	1.78	1.85	-3.61%													
				2690	38.99	38.90	0.24%	1.94	2.06	-5.61%													
SAR D	6/5/2025	Head	2300	2300	39.48	39.47	0.02%	1.65	1.66	-0.65%	6/5/2025	D2300V2 SN: 1002	4/11/2026	17.0	2.270	45.292	48.700	-7.00%	1.110	22.147	23.800	-6.94%	
				2350	39.39	39.38	0.01%	1.69	1.71	-1.04%													
				2400	39.29	39.30	-0.02%	1.73	1.75	-1.52%													
SAR D	6/5/2025	Head	2600	2600	38.94	39.01	-0.18%	1.88	1.96	-4.14%	6/5/2025	D2600V2 SN: 1036	4/11/2026	17.0	2.500	49.882	55.400	**-9.96%**	1.150	22.946	24.900	-7.85%	13
				2495	39.13	39.14	-0.03%	1.80	1.85	-2.90%													
				2690	38.76	38.90	-0.35%	1.95	2.06	-5.22%													
SAR D	6/9/2025	Head	2300	2300	40.26	39.47	1.99%	1.61	1.66	-3.11%	6/9/2025	D2300V2 SN: 1058	4/10/2026	20.0	4.680	46.800	47.800	-2.09%	2.290	22.900	23.100	-0.87%	
				2350	40.22	39.38	2.12%	1.65	1.71	-3.32%													
				2400	40.11	39.30	2.07%	1.69	1.75	-3.63%													
SAR D	6/9/2025	Head	2600	2600	39.84	39.01	2.13%	1.85	1.96	-5.92%	6/9/2025	D2600V2 SN: 1036	4/11/2026	20.0	5.220	52.200	55.400	-5.78%	2.400	24.000	24.900	-3.61%	
				2495	39.97	39.14	2.11%	1.76	1.85	-5.07%													
				2690	39.68	38.90	2.01%	1.92	2.06	-6.82%													
SAR D	6/12/2025	Head	2300	2300	39.28	39.47	-0.49%	1.63	1.66	-1.79%	6/12/2025	D2300V2 SN: 1058	4/10/2026	20.0	4.330	43.300	47.800	**-9.41%**	2.130	21.300	23.100	-7.79%	14
				2350	39.25	39.38	-0.34%	1.68	1.71	-1.68%													
				2400	39.15	39.30	-0.37%	1.70	1.75	-2.78%													
SAR D	6/12/2025	Head	2600	2600	38.76	39.01	-0.64%	1.87	1.96	-4.95%	6/12/2025	D2600V2 SN: 1036	4/11/2026	17.0	2.510	50.081	55.400	-9.60%	1.150	22.946	24.900	-7.85%	
				2495	38.98	39.14	-0.42%	1.79	1.85	-3.28%													
				2690	38.67	38.90	-0.58%	1.93	2.06	-6.24%													
SAR D	6/16/2025	Head	2300	2300	38.77	39.47	-1.78%	1.61	1.66	-3.23%	6/16/2025	D2300V2 SN: 1058	4/10/2026	20.0	4.660	46.600	47.800	-2.51%	2.290	22.900	23.100	-0.87%	
				2350	38.71	39.38	-1.71%	1.66	1.71	-2.79%													
				2400	38.62	39.30	-1.72%	1.69	1.75	-3.52%													
SAR D	6/16/2025	Head	2600	2600	38.25	39.01	-1.95%	1.85	1.96	-5.72%	6/16/2025	D2600V2 SN: 1036	4/11/2026	20.0	5.700	57.000	55.400	2.89%	2.630	26.300	24.900	5.62%	
				2495	38.45	39.14	-1.77%	1.77	1.85	-4.25%													
				2690	38.06	38.90	-2.15%	1.92	2.06	-6.77%													
SAR D	6/19/2025	Head	2300	2300	38.60	39.47	-2.21%	1.62	1.66	-2.45%	6/19/2025	D2300V2 SN: 1058	4/10/2026	20.0	4.350	43.500	47.800	-9.00%	2.140	21.400	23.100	-7.36%	
				2350	38.48	39.38	-2.30%	1.65	1.71	-3.55%													
				2400	38.41	39.30	-2.26%	1.70	1.75	-3.18%													
SAR D	6/19/2025	Head	2600	2600	38.10	39.01	-2.33%	1.85	1.96	-5.67%	6/19/2025	D2600V2 SN: 1036	4/11/2026	20.0	5.040	50.400	55.400	-9.03%	2.330	23.300	24.900	-6.43%	
				2495	38.26	39.14	-2.26%	1.76	1.85	-5.01%													
				2690	37.90	38.90	-2.56%	1.93	2.06	-6.29%													
SAR D	6/23/2025	Head	2300	2300	38.68	39.47	-2.01%	1.63	1.66	-2.33%	6/23/2025	D2300V2 SN: 1058	4/10/2026	17.0	2.240	44.694	47.800	-6.50%	1.100	21.948	23.100	-4.99%	
				2350	38.65	39.38	-1.87%	1.66	1.71	-3.03%													
				2400	38.59	39.30	-1.80%	1.70	1.75	-3.18%													
SAR D	6/23/2025	Head	2600	2600	38.05	39.01	-2.46%	1.85	1.96	-5.61%	6/23/2025	D2600V2 SN: 1036	4/11/2026	17.0	2.540	50.680	55.400	-8.52%	1.160	23.145	24.900	-7.05%	
				2495	38.31	39.14	-2.13%	1.77	1.85	-4.36%													
				2690	37.92	38.90	-2.51%	1.92	2.06	-6.82%													
SAR D	6/26/2025	Head	2300	2300	41.65	39.47	5.52%	1.62	1.66	-2.51%	6/26/2025	D2300V2 SN: 1058	4/10/2026	17.0	2.270	45.292	47.800	-5.25%	1.110	22.147	23.100	-4.12%	
				2350	41.57	39.38	5.55%	1.64	1.71	-3.91%													
				2400	41.44	39.30	5.45%	1.70	1.75	-3.18%													
SAR D	6/26/2025	Head	2600	2600	41.27	39.01	5.79%	1.85	1.96	-5.77%	6/26/2025	D2600V2 SN: 1036	4/11/2026	17.0	2.530	50.480	55.400	-8.88%	1.160	23.145	24.900	-7.05%	
				2495	41.31	39.14	5.54%	1.73	1.85	-6.20%													
				2690	41.08	38.90	5.61%	1.92	2.06	-6.82%													

This report shall not be reproduced without the written approval of UL Verification Services Inc.

Liquid Check											System Check												
SAR Lab	Date	Tissue Type	Band (MHz)	Freq. (MHz)	Relative Permittivity (εr)			Conductivity (σ)			Date	Dipole Type & Serial Number	Dipole Cal. Due Date	Input Power (dBm)	Measured results for 1-g SAR				Measured results for 10-g SAR				Plot No.
					Measured	Target	Delta	Measured	Target	Delta					Meas. Zoom Scan	Normalize to 1 W	Target (Ref. Value)	Delta ±10%	Meas. Zoom Scan	Normalize to 1 W	Target (Ref. Value)	Delta ±10%	
SAR D	6/30/2025	Head	2300	2300	39.34	39.47	-0.34%	1.64	1.66	-1.49%	6/30/2025	D2300V2 SN: 1058	4/10/2026	17.0	2.260	45.093	47.800	-5.66%	1.100	21.948	23.100	-4.99%	
				2350	39.28	39.38	-0.27%	1.68	1.71	-1.56%													
				2400	39.21	39.30	-0.22%	1.71	1.75	-2.32%													
SAR D	6/30/2025	Head	2600	2600	38.84	39.01	-0.44%	1.87	1.96	-4.54%	6/30/2025	D2600V2 SN: 1036	4/11/2026	20.0	5.380	53.800	55.400	-2.89%	2.470	24.700	24.900	-0.80%	
				2495	39.05	39.14	-0.24%	1.79	1.85	-3.17%													
				2690	38.66	38.90	-0.61%	1.94	2.06	-5.90%													
SAR D	7/3/2025	Head	2300	2300	40.40	39.47	2.35%	1.62	1.66	-2.69%	7/3/2025	D2300V2 SN: 1002	4/11/2026	20.0	4.720	47.200	48.700	-3.08%	2.320	23.200	23.800	-2.52%	
				2350	40.39	39.38	2.55%	1.66	1.71	-2.97%													
				2400	40.29	39.30	2.53%	1.69	1.75	-3.41%													
SAR D	7/3/2025	Head	2600	2600	40.03	39.01	2.61%	1.86	1.96	-5.41%	7/3/2025	D2600V2 SN: 1036	4/11/2026	20.0	5.190	51.900	55.400	-6.32%	2.390	23.900	24.900	-4.02%	
				2495	40.16	39.14	2.60%	1.77	1.85	-4.36%													
				2690	39.89	38.90	2.55%	1.93	2.06	-6.14%													
SAR D	7/7/2025	Head	2300	2300	39.64	39.47	0.42%	1.62	1.66	-2.45%	7/7/2025	D2300V2 SN: 1002	4/11/2026	20.0	4.790	47.900	48.700	-1.64%	2.340	23.400	23.800	-1.68%	
				2350	39.60	39.38	0.55%	1.66	1.71	-2.68%													
				2400	39.52	39.30	0.57%	1.70	1.75	-2.89%													
SAR D	7/7/2025	Head	2600	2600	39.15	39.01	0.36%	1.87	1.96	-4.90%	7/7/2025	D2600V2 SN: 1036	4/11/2026	20.0	5.370	53.700	55.400	-3.07%	2.470	24.700	24.900	-0.80%	
				2495	39.34	39.14	0.50%	1.78	1.85	-3.88%													
				2690	38.98	38.90	0.21%	1.94	2.06	-5.85%													
SAR D	7/11/2025	Head	2300	2300	39.37	39.47	-0.26%	1.62	1.66	-2.63%	7/11/2025	D2300V2 SN: 1002	4/11/2026	20.0	4.830	48.300	48.700	-0.82%	2.380	23.800	23.800	0.00%	
				2350	39.32	39.38	-0.16%	1.66	1.71	-2.91%													
				2400	39.23	39.30	-0.17%	1.69	1.75	-3.29%													
SAR D	7/11/2025	Head	2600	2600	38.90	39.01	-0.28%	1.85	1.96	-5.82%	7/11/2025	D2600V2 SN: 1036	4/11/2026	20.0	5.020	50.200	55.400	-9.39%	2.330	23.300	24.900	-6.43%	
				2495	39.05	39.14	-0.24%	1.76	1.85	-4.58%													
				2690	38.73	38.90	-0.43%	1.92	2.06	-6.77%													
SAR D	7/15/2025	Head	2300	2300	41.69	39.47	5.62%	1.64	1.66	-1.43%	7/15/2025	D2300V2 SN: 1002	4/11/2026	17.0	2.400	47.886	48.700	-1.67%	1.180	23.544	23.800	-1.08%	
				2350	41.63	39.38	5.70%	1.68	1.71	-1.62%													
				2400	41.56	39.30	5.76%	1.71	1.75	-2.38%													
SAR D	7/15/2025	Head	2600	2600	41.26	39.01	5.77%	1.88	1.96	-4.19%	7/15/2025	D2600V2 SN: 1036	4/11/2026	17.0	2.650	52.874	55.400	-4.56%	1.220	24.342	24.900	-2.24%	
				2495	41.43	39.14	5.84%	1.79	1.85	-3.17%													
				2690	41.09	38.90	5.64%	1.95	2.06	-5.31%													

This report shall not be reproduced without the written approval of UL Verification Services Inc.

Liquid Check											System Check												
SAR Lab	Date	Tissue Type	Band (MHz)	Freq. (MHz)	Relative Permittivity (cr)			Conductivity (σ)			Date	Dipole Type & Serial Number	Dipole Cal. Due Date	Input Power (dBm)	Measured results for 1-g SAR				Measured results for 10-g SAR				Plot No.
					Measured	Target	Delta	Measured	Target	Delta					Meas. Zoom Scan	Normalize to 1 W	Target (Ref. Value)	Delta ±10%	Meas. Zoom Scan	Normalize to 1 W	Target (Ref. Value)	Delta ±10%	
				3500	40.81	37.93	7.59%	2.67	2.91	-8.26%													
SAR E	5/12/2025	Head	3500	3400	40.97	38.04	7.69%	2.58	2.81	-8.02%	5/13/2025	D3500V2 SN: 1060	2/7/2026	17.0	3.040	60.656	65.700	-7.68%	1.200	23.943	24.900	-3.84%	
				3600	40.66	37.82	7.52%	2.76	3.01	-8.46%													
				3700	40.48	37.70	7.37%	2.86	3.12	-8.38%													
SAR E	5/12/2025	Head	3700	3600	40.66	37.82	7.52%	2.76	3.01	-8.46%	5/14/2025	D3700V2 SN: 1039	4/11/2026	17.0	3.220	64.247	67.800	-5.24%	1.230	24.542	25.100	-2.22%	
				3800	40.30	37.59	7.22%	2.97	3.22	-7.82%													
				3900	40.12	37.47	7.07%	3.08	3.32	-7.25%													
SAR E	5/12/2025	Head	3900	3800	40.30	37.59	7.21%	2.97	3.22	-7.72%	5/14/2025	D3900V2 SN: 1102	10/24/2025	17.0	3.200	63.848	69.300	-7.87%	1.160	23.145	24.100	-3.96%	
				4000	40.00	37.36	7.06%	3.18	3.42	-7.10%													
				2300	40.64	39.47	2.96%	1.65	1.66	-0.59%													
SAR E	5/15/2025	Head	2300	2350	40.56	39.38	2.98%	1.69	1.71	-1.15%	5/15/2025	D2300V2 SN: 1002	4/11/2026	17.0	2.490	49.682	48.700	2.02%	1.220	24.342	23.800	2.28%	
				2400	40.50	39.30	3.06%	1.72	1.75	-1.81%													
				2600	40.24	39.01	3.15%	1.88	1.96	-4.14%													
SAR E	5/15/2025	Head	2600	2495	40.39	39.14	3.19%	1.79	1.85	-3.06%	5/15/2025	D2600V2 SN: 1036	4/11/2026	17.0	2.630	52.475	55.400	-5.28%	1.210	24.143	24.900	-3.04%	
				2690	40.08	38.90	3.04%	1.96	2.06	-4.93%													
				3500	38.77	37.93	2.22%	2.64	2.91	-9.40%													
SAR E	5/15/2025	Head	3500	3400	38.93	38.04	2.33%	2.55	2.81	-9.09%	5/15/2025	D3500V2 SN: 1060	2/7/2026	17.0	3.010	60.057	65.700	-8.59%	1.180	23.544	24.900	-5.45%	
				3600	38.63	37.82	2.15%	2.73	3.01	-9.49%													
				3700	38.48	37.70	2.07%	2.82	3.12	-9.47%													
SAR E	5/15/2025	Head	3700	3600	38.63	37.82	2.15%	2.73	3.01	-9.49%	5/15/2025	D3700V2 SN: 1039	4/11/2026	17.0	3.200	63.848	67.800	-5.83%	1.210	24.143	25.100	-3.81%	
				3800	38.33	37.59	1.98%	2.92	3.22	-9.37%													
				3900	38.19	37.47	1.91%	3.01	3.32	-9.24%													
SAR E	5/15/2025	Head	3900	3800	38.33	37.59	1.98%	2.92	3.22	-9.37%	5/15/2025	D3900V2 SN: 1102	10/24/2025	17.0	3.130	62.452	69.300	**-9.88%**	1.130	22.546	24.100	-6.45%	15
				4000	38.05	37.36	1.85%	3.11	3.42	-9.06%													
				3500	40.88	37.93	7.78%	2.72	2.91	-6.68%													
SAR E	5/19/2025	Head	3500	3400	40.94	38.04	7.61%	2.63	2.81	-6.38%	5/19/2025	D3500V2 SN: 1060	2/7/2026	20.0	6.160	61.600	65.700	-6.24%	2.450	24.500	24.900	-1.61%	
				3600	40.69	37.82	7.60%	2.81	3.01	-6.93%													
				3700	40.72	37.70	8.01%	2.92	3.12	-6.39%													
SAR E	5/19/2025	Head	3700	3600	40.69	37.82	7.60%	2.81	3.01	-6.77%	5/19/2025	D3700V2 SN: 1039	4/11/2026	20.0	6.440	64.400	67.800	-5.01%	2.450	24.500	25.100	-2.39%	
				3800	40.37	37.59	7.40%	3.01	3.22	-6.54%													
				3900	40.17	37.47	7.20%	3.10	3.32	-6.68%													
SAR E	5/19/2025	Head	3900	3800	40.37	37.59	7.40%	3.01	3.22	-6.48%	5/19/2025	D3900V2 SN: 1102	10/24/2025	20.0	6.250	62.500	69.300	-9.81%	2.300	23.000	24.100	-4.56%	
				4000	40.06	37.36	7.23%	3.18	3.42	-7.05%													
				3500	39.99	37.93	5.43%	2.71	2.91	-6.96%													
SAR E	5/22/2025	Head	3500	3400	40.15	38.04	5.54%	2.62	2.81	-6.81%	5/22/2025	D3500V2 SN: 1060	2/7/2026	17.0	3.080	61.454	65.700	-6.46%	1.220	24.342	24.900	-2.24%	
				3600	39.83	37.82	5.33%	2.80	3.01	-6.96%													
				3700	39.67	37.70	5.22%	2.90	3.12	-6.94%													
SAR E	5/22/2025	Head	3700	3600	39.83	37.82	5.33%	2.80	3.01	-7.10%	5/22/2025	D3700V2 SN: 1039	4/11/2026	17.0	3.340	66.642	67.800	-1.71%	1.270	25.340	25.100	0.96%	
				3800	39.51	37.59	5.12%	3.00	3.22	-6.79%													
				3900	39.36	37.47	5.03%	3.10	3.32	-6.65%													
SAR E	5/22/2025	Head	3900	3800	39.51	37.59	5.12%	3.00	3.22	-6.79%	5/22/2025	D3900V2 SN: 1102	10/24/2025	17.0	3.140	62.651	69.300	-9.59%	1.140	22.746	24.100	-5.62%	
				4000	39.21	37.36	4.95%	3.21	3.42	-6.23%													
				3500	39.84	37.93	5.04%	2.68	2.91	-7.82%													
SAR E	5/26/2025	Head	3500	3400	39.95	38.04	5.01%	2.59	2.81	-7.70%	5/26/2025	D3500V2 SN: 1060	2/7/2026	17.0	3.310	66.043	65.700	0.52%	1.300	25.938	24.900	4.17%	
				3600	39.73	37.82	5.06%	2.78	3.01	-7.76%													
				3700	39.60	37.70	5.04%	2.88	3.12	-7.58%													
SAR E	5/26/2025	Head	3700	3600	39.73	37.82	5.06%	2.78	3.01	-7.76%	5/26/2025	D3700V2 SN: 1039	4/11/2026	17.0	3.490	69.635	67.800	2.71%	1.330	26.537	25.100	5.73%	
				3800	39.36	37.59	4.72%	2.97	3.22	-7.72%													
				3900	39.14	37.47	4.45%	3.07	3.32	-7.67%													
SAR E	5/26/2025	Head	3900	3800	39.36	37.59	4.72%	2.97	3.22	-7.72%	5/26/2025	D3900V2 SN: 1102	10/24/2025	17.0	3.380	67.440	69.300	-2.68%	1.220	24.342	24.100	1.00%	
				4000	39.00	37.36	4.39%	3.16	3.42	-7.75%													
				3500	39.39	37.93	3.85%	2.67	2.91	-8.43%													
SAR E	5/29/2025	Head	3500	3400	39.55	38.04	3.96%	2.58	2.81	-8.27%	5/29/2025	D3500V2 SN: 1060	2/7/2026	17.0	3.020	60.257	65.700	-8.28%	1.200	23.943	24.900	-3.84%	
				3600	39.26	37.82	3.82%	2.76	3.01	-8.39%													
				3700	39.12	37.70	3.76%	2.86	3.12	-8.25%													
SAR E	5/29/2025	Head	3700	3600	39.26	37.82	3.82%	2.76	3.01	-8.39%	5/29/2025	D3700V2 SN: 1039	4/11/2026	20.0	6.770	67.700	67.800	-0.15%	2.580	25.800	25.100	2.79%	
				3800	38.96	37.59	3.65%	2.96	3.22	-8.06%													
				3900	38.81	37.47	3.57%	3.06	3.32	-7.86%													
SAR E	5/29/2025	Head	3900	3800	38.96	37.59	3.65%	2.96	3.22	-8.03%	5/29/2025	D3900V2 SN: 1102	10/24/2025	20.0	7.120	71.200	69.300	2.74%	2.570	25.700	24.100	6.64%	
				4000	38.67	37.36	3.51%	3.17	3.42	-7.54%													
				3500	41.52	37.93	9.47%	2.71	2.91	-6.82%													
SAR E	6/3/2025	Head	3500	3400	41.70	38.04	9.61%	2.62	2.81	-6.59%	6/3/2025	D3500V2 SN: 1060	2/7/2026	20.0	6.590	65.900	65.700	0.30%	2.620	26.200	24.900	5.22%	
				3600	41.43	37.82	9.56%	2.81	3.01	-6.83%													
				3700	41.26	37.70	9.44%	2.90	3.12	-7.03%													
SAR E	6/3/2025	Head	3700	3600	41.43	37.82	9.56%	2.81	3.01	-6.77%	6/3/2025	D3700V2 SN: 1039	4/11/2026	20.0	6.740	67.400	67.800	-0.59%	2.580	25.800	25.100	2.79%	
				3800	41.12	37.59	9.40%	3.00	3.22	-6.91%													
				3900	40.97	37.47	9.33%	3.10	3.32	-6.77%													
SAR E	6/3/2025	Head	3900	3800	41.12	37.59	9.40%	3.00	3.22	-6.91%	6/3/2025	D3900V2 SN: 1102	10/24/2025	20.0	6.690	66.900	69.300	-3.46%	2.450	24.500	24.100	1.66%	
				4000	40.80	37.36	9.21%	3.20	3.42	-6.55%													
				3500	40.08	37.93	5.67%	2.65	2.91	-9.05%													
SAR E	6/5/2025	Head	3500	3400	40.24	38.04	5.77%	2.57	2.81	-8.70%	6/5/2025	D3500V2 SN: 1060	2/7/2026	20.0	6.580	65.800	65.700	0.15%	2.600	26.000	24.900	4.42%	
				3600	39.94	37.82	5.62%	2.74	3.01	-9.19%													
				3700	39.79	37.70	5.54%	2.83	3.12	-9.28%													
SAR E	6/5/2025	Head	3700	3600	39.94	37.82	5.62%	2.74	3.01	-9.19%	6/5/2025	D3700V2 SN: 1039	4/11/2026	20.0	6.640	66.400	67.800	-2.06%	2.520	25.200	25.100	0.40%	
				3800	39.65	37.59	5.49%	2.92	3.22	-9.24%													
				3900	40.19	37.47	7.25%	3.09	3.32	-7.10%													
SAR E	6/6/2025	Head	3900	3800	40.33	37.59	7.30%	2.98	3.22	-7.41%	6/6/2025	D3900V2 SN: 1102	10/24/2025	17.0	3.410	68.038	69.300	-1.82%	1.240	24.741	24.100	2.66%	
				4000	40.00	37.36	7.07%	3.19	3.42	-6.87%													

This report shall not be reproduced without the written approval of UL Verification Services Inc.

Liquid Check											System Check											
SAR Lab	Date	Tissue Type	Band (MHz)	Freq. (MHz)	Relative Permittivity (cr)			Conductivity (σ)			Date	Dipole Type & Serial Number	Dipole Cal. Due Date	Input Power (dBm)	Measured results for 1-g SAR				Measured results for 10-g SAR				Plot No.
					Measured	Target	Delta	Measured	Target	Delta					Meas. Zoom Scan	Normalize to 1 W	Target (Ref. Value)	Delta ±10%	Meas. Zoom Scan	Normalize to 1 W	Target (Ref. Value)	Delta ±10%	
				3500	41.11	37.93	8.39%	2.66	2.91	-8.68%												
SAR E	6/9/2025	Head	3500	3400	41.27	38.04	8.48%	2.58	2.81	-8.16%	6/9/2025	D3500V2 SN: 1060	2/7/2026	20.0	6.420	64.200	65.700	-2.28%	2.540	25.400	24.900	2.01%	
				3600	40.98	37.82	8.37%	2.76	3.01	-8.49%												
				3700	40.81	37.70	8.25%	2.85	3.12	-8.67%												
SAR E	6/9/2025	Head	3700	3600	40.98	37.82	8.37%	2.76	3.01	-8.49%	6/9/2025	D3700V2 SN: 1039	4/11/2026	20.0	6.620	66.200	67.800	-2.36%	2.520	25.200	25.100	0.40%	
				3800	40.65	37.59	8.15%	2.94	3.22	-8.72%												
				3900	40.53	37.47	8.16%	3.04	3.32	-8.55%												
SAR E	6/9/2025	Head	3900	3800	40.65	37.59	8.15%	2.94	3.22	-8.72%	6/9/2025	D3900V2 SN: 1102	10/24/2025	20.0	6.460	64.600	69.300	-6.78%	2.340	23.400	24.100	-2.90%	
				4000	40.37	37.36	8.06%	3.15	3.42	-8.13%												
				3500	40.74	37.93	7.41%	2.67	2.91	-8.47%												
SAR E	6/12/2025	Head	3500	3400	40.88	38.04	7.46%	2.58	2.81	-8.30%	6/12/2025	D3500V2 SN: 1060	2/7/2026	20.0	6.550	65.500	65.700	-0.30%	2.590	25.900	24.900	4.02%	
				3600	40.59	37.82	7.34%	2.76	3.01	-8.46%												
				3700	40.45	37.70	7.29%	2.85	3.12	-8.45%												
SAR E	6/12/2025	Head	3700	3600	40.59	37.82	7.34%	2.76	3.01	-8.46%	6/12/2025	D3700V2 SN: 1039	4/11/2026	20.0	6.640	66.400	67.800	-2.06%	2.540	25.400	25.100	1.20%	
				3800	40.30	37.59	7.22%	2.95	3.22	-8.31%												
				3900	40.17	37.47	7.20%	3.05	3.32	-8.22%												
SAR E	6/12/2025	Head	3900	3800	40.30	37.59	7.22%	2.95	3.22	-8.31%	6/12/2025	D3900V2 SN: 1102	10/24/2025	20.0	6.700	67.000	69.300	-3.32%	2.430	24.300	24.100	0.83%	
				4000	39.95	37.36	6.93%	3.17	3.42	-7.43%												
				3500	39.61	37.93	4.43%	2.71	2.91	-6.99%												
SAR E	6/16/2025	Head	3500	3400	39.79	38.04	4.59%	2.63	2.81	-6.56%	6/16/2025	D3500V2 SN: 1060	2/7/2026	20.0	6.610	66.100	65.700	0.61%	2.600	26.000	24.900	4.42%	
				3600	39.47	37.82	4.38%	2.80	3.01	-7.13%												
				3700	39.27	37.70	4.16%	2.89	3.12	-7.20%												
SAR E	6/16/2025	Head	3700	3600	39.47	37.82	4.38%	2.80	3.01	-7.13%	6/16/2025	D3700V2 SN: 1039	4/11/2026	20.0	6.690	66.900	67.800	-1.33%	2.560	25.600	25.100	1.99%	
				3800	39.13	37.59	4.10%	2.99	3.22	-6.98%												
				3900	38.95	37.47	3.94%	3.09	3.32	-6.92%												
SAR E	6/16/2025	Head	3900	3800	39.13	37.59	4.10%	2.99	3.22	-6.98%	6/16/2025	D3900V2 SN: 1102	10/24/2025	20.0	6.330	63.300	69.300	-8.66%	2.310	23.100	24.100	-4.15%	
				4000	38.82	37.36	3.91%	3.20	3.42	-6.67%												
				3500	40.72	37.93	7.36%	2.72	2.91	-6.65%												
SAR E	6/20/2025	Head	3500	3400	40.89	38.04	7.48%	2.62	2.81	-6.67%	6/20/2025	D3500V2 SN: 1060	2/7/2026	20.0	6.560	65.600	65.700	-0.15%	2.590	25.900	24.900	4.02%	
				3600	40.54	37.82	7.20%	2.80	3.01	-7.00%												
				3700	40.43	37.70	7.24%	2.90	3.12	-6.84%												
SAR E	6/20/2025	Head	3700	3600	40.54	37.82	7.20%	2.80	3.01	-7.00%	6/21/2025	D3700V2 SN: 1039	4/11/2026	17.0	3.060	61.055	67.800	**-9.95%**	1.180	23.544	25.100	-6.20%	16
				3800	40.26	37.59	7.11%	3.01	3.22	-6.63%												
				3900	40.08	37.47	6.96%	3.10	3.32	-6.56%												
SAR E	6/20/2025	Head	3900	3800	40.26	37.59	7.11%	3.01	3.22	-6.63%	6/21/2025	D3900V2 SN: 1102	10/24/2025	17.0	3.260	65.046	69.300	-6.14%	1.210	24.143	24.100	0.18%	
				4000	39.99	37.36	7.04%	3.20	3.42	-6.43%												
				2450	42.47	39.20	8.34%	1.80	1.80	0.22%												
SAR E	6/20/2025	Head	2450	2400	42.58	39.30	8.36%	1.77	1.75	0.76%	6/20/2025	D2450V2 SN: 706	1/20/2026	20.0	5.160	51.600	52.300	-1.34%	2.470	24.700	24.500	0.82%	
				2500	42.41	39.14	8.36%	1.85	1.85	-0.27%												
				3500	40.46	37.93	6.67%	2.70	2.91	-7.23%												
SAR E	6/23/2025	Head	3500	3400	40.61	38.04	6.75%	2.61	2.81	-7.13%	6/23/2025	D3500V2 SN: 1060	2/7/2026	20.0	5.950	59.500	65.700	**-9.44%**	2.330	23.300	24.900	-6.43%	17
				3600	40.34	37.82	6.68%	2.80	3.01	-7.10%												
				3700	40.20	37.70	6.63%	2.90	3.12	-7.10%												
SAR E	6/23/2025	Head	3700	3600	40.34	37.82	6.68%	2.80	3.01	-7.10%	6/23/2025	D3700V2 SN: 1039	4/11/2026	20.0	6.150	61.500	67.800	-9.29%	2.320	23.200	25.100	-7.57%	
				3800	40.05	37.59	6.55%	3.00	3.22	-6.67%												
				3900	39.87	37.47	6.40%	3.09	3.32	-7.10%												
SAR E	6/23/2025	Head	3900	3800	40.05	37.59	6.55%	3.00	3.22	-6.67%	6/24/2025	D3900V2 SN: 1102	10/24/2025	20.0	7.160	71.600	69.300	3.32%	2.570	25.700	24.100	6.64%	
				4000	39.75	37.36	6.40%	3.18	3.42	-7.07%												
				3500	40.02	37.93	5.51%	2.75	2.91	-5.62%												
SAR E	6/26/2025	Head	3500	3400	40.27	38.04	5.85%	2.64	2.81	-6.03%	6/27/2025	D3500V2 SN: 1060	2/7/2026	20.0	6.190	61.900	65.700	-5.78%	2.430	24.300	24.900	-2.41%	
				3600	39.82	37.82	5.30%	2.82	3.01	-6.43%												
				3700	39.76	37.70	5.46%	2.92	3.12	-6.20%												
SAR E	6/26/2025	Head	3700	3600	39.82	37.82	5.30%	2.82	3.01	-6.43%	6/26/2025	D3700V2 SN: 1039	4/11/2026	20.0	6.180	61.800	67.800	-8.85%	2.340	23.400	25.100	-6.77%	
				3800	39.57	37.59	5.27%	3.03	3.22	-5.73%												
				3900	39.35	37.47	5.01%	3.12	3.32	-6.02%												
SAR E	6/26/2025	Head	3900	3800	39.57	37.59	5.27%	3.03	3.22	-5.73%	6/27/2025	D3900V2 SN: 1102	10/24/2025	20.0	6.750	67.500	69.300	-2.60%	2.420	24.200	24.100	0.41%	
				4000	39.31	37.36	5.22%	3.21	3.42	-6.31%												
				3500	39.68	37.93	4.61%	2.72	2.91	-6.48%												
SAR E	6/30/2025	Head	3500	3400	39.88	38.04	4.83%	2.63	2.81	-6.49%	6/30/2025	D3500V2 SN: 1060	2/7/2026	20.0	6.630	66.300	65.700	0.91%	2.610	26.100	24.900	4.82%	
				3600	39.52	37.82	4.51%	2.81	3.01	-6.90%												
				3700	39.42	37.70	4.56%	2.90	3.12	-7.03%												
SAR E	6/30/2025	Head	3700	3600	39.52	37.82	4.51%	2.81	3.01	-6.90%	6/30/2025	D3700V2 SN: 1039	4/11/2026	20.0	6.120	61.200	67.800	-9.73%	2.340	23.400	25.100	-6.77%	
				3800	39.25	37.59	4.42%	3.00	3.22	-6.73%												
				3900	39.08	37.47	4.29%	3.10	3.32	-6.62%												
SAR E	6/30/2025	Head	3900	3800	39.25	37.59	4.42%	3.00	3.22	-6.73%	6/30/2025	D3900V2 SN: 1102	10/24/2025	20.0	6.260	62.600	69.300	-9.67%	2.250	22.500	24.100	-6.64%	
				4000	38.96	37.36	4.28%	3.19	3.42	-6.69%												
				2450	41.47	39.20	5.79%	1.81	1.80	0.28%												
SAR E	6/30/2025	Head	2450	2400	41.55	39.30	5.73%	1.76	1.75	0.59%	6/30/2025	D2450V2 SN: 706	1/20/2026	20.0	5.100	51.000	52.300	**-2.49%**	2.430	24.300	24.500	-0.82%	18
				2500	41.39	39.14	5.76%	1.85	1.85	-0.11%												
				3500	40.69	37.93	7.28%	2.70	2.91	-7.44%												
SAR E	7/3/2025	Head	3500	3400	40.84	38.04	7.35%	2.60	2.81	-7.34%	7/3/2025	D3500V2 SN: 1060	2/7/2026	20.0	6.130	61.300	65.700	-6.70%	2.400	24.000	24.900	-3.61%	
				3600	40.53	37.82	7.18%	2.79	3.01	-7.46%												
				3700	40.38	37.70	7.10%	2.88	3.12	-7.45%												
SAR E	7/3/2025	Head	3700	3600	40.53	37.82	7.18%	2.79	3.01	-7.46%	7/3/2025	D3700V2 SN: 1039	4/11/2026	20.0	6.160	61.600	67.800	-9.14%	2.340	23.400	25.100	-6.77%	
				3800	40.22	37.59	7.00%	2.98	3.22	-7.38%												

This report shall not be reproduced without the written approval of UL Verification Services Inc.

Liquid Check											System Check												
SAR Lab	Date	Tissue Type	Band (MHz)	Freq. (MHz)	Relative Permittivity (cr)			Conductivity (σ)			Date	Dipole Type & Serial Number	Dipole Cal. Due Date	Input Power (dBm)	Measured results for 1-g SAR				Measured results for 10-g SAR				Plot No.
					Measured	Target	Delta	Measured	Target	Delta					Meas. Zoom Scan	Normalize to 1 W	Target (Ref. Value)	Delta ±10%	Meas. Zoom Scan	Normalize to 1 W	Target (Ref. Value)	Delta ±10%	
				3900	40.08	37.47	6.96%	3.09	3.32	-7.10%													
SAR E	7/3/2025	Head	3900	3800	40.22	37.59	7.00%	2.98	3.22	-7.38%	7/3/2025	D3900V2 SN: 1102	10/24/2025	20.0	6.350	63.500	69.300	-8.37%	2.280	22.800	24.100	-5.39%	
				4000	39.93	37.36	6.88%	3.19	3.42	-6.81%													
				3500	39.25	37.93	3.48%	2.69	2.91	-7.68%													
SAR E	7/7/2025	Head	3500	3400	39.43	38.04	3.64%	2.60	2.81	-7.48%	7/8/2025	D3500V2 SN: 1060	2/7/2026	20.0	6.230	62.300	65.700	-5.18%	2.440	24.400	24.900	-2.01%	
				3600	39.09	37.82	3.37%	2.78	3.01	-7.76%													
				3700	38.92	37.70	3.23%	2.87	3.12	-7.84%													
SAR E	7/7/2025	Head	3700	3600	39.09	37.82	3.37%	2.78	3.01	-7.76%	7/7/2025	D3700V2 SN: 1039	4/11/2026	20.0	6.210	62.100	67.800	-8.41%	2.360	23.600	25.100	-5.98%	
				3800	38.77	37.59	3.15%	2.97	3.22	-7.72%													
				3900	38.61	37.47	3.03%	3.07	3.32	-7.46%													
SAR E	7/7/2025	Head	3900	3800	38.77	37.59	3.15%	2.97	3.22	-7.72%	7/8/2025	D3900V2 SN: 1102	10/24/2025	20.0	6.720	67.200	69.300	-3.03%	2.410	24.100	24.100	0.00%	
				4000	38.45	37.36	2.92%	3.18	3.42	-7.19%													
				2300	41.44	39.47	4.98%	1.65	1.66	-0.65%													
SAR E	7/7/2025	Head	2300	2350	41.40	39.38	5.12%	1.69	1.71	-0.86%	7/9/2025	D2300V2 SN: 1002	4/11/2026	17.0	2.400	47.886	48.700	-1.67%	1.180	23.544	23.800	-1.08%	
				2400	41.32	39.30	5.15%	1.73	1.75	-1.06%													
				2600	40.95	39.01	4.97%	1.90	1.96	-3.02%													
SAR E	7/7/2025	Head	2600	2495	41.15	39.14	5.13%	1.81	1.85	-2.09%	7/9/2025	D2600V2 SN: 1036	4/11/2026	17.0	2.610	52.076	55.400	-6.00%	1.200	23.943	24.900	-3.84%	
				2690	40.78	38.90	4.84%	1.98	2.06	-3.91%													
				2300	40.45	39.47	2.48%	1.67	1.66	0.20%													
SAR E	7/12/2025	Head	2300	2350	40.40	39.38	2.58%	1.71	1.71	-0.04%	7/12/2025	D2300V2 SN: 1002	4/11/2026	17.0	2.330	46.490	48.700	**-4.54%**	1.140	22.746	23.800	-4.43%	19
				2400	40.30	39.30	2.55%	1.74	1.75	-0.49%													
				2600	39.95	39.01	2.41%	1.90	1.96	-3.37%													
SAR E	7/12/2025	Head	2600	2495	40.11	39.14	2.47%	1.81	1.85	-1.93%	7/12/2025	D2600V2 SN: 1036	4/11/2026	17.0	2.560	51.079	55.400	**-7.80%**	1.170	23.345	24.900	-6.25%	20
				2690	39.80	38.90	2.32%	1.96	2.06	-4.68%													
				3500	40.52	37.93	6.83%	2.70	2.91	-7.30%													
SAR E	7/12/2025	Head	3500	3400	40.68	38.04	6.93%	2.61	2.81	-7.13%	7/12/2025	D3500V2 SN: 1060	2/7/2026	20.0	6.270	62.700	65.700	-4.57%	2.480	24.800	24.900	-0.40%	
				3600	40.36	37.82	6.73%	2.79	3.01	-7.43%													
				3700	40.20	37.70	6.63%	2.88	3.12	-7.52%													
SAR E	7/12/2025	Head	3700	3600	40.36	37.82	6.73%	2.79	3.01	-7.43%	7/12/2025	D3700V2 SN: 1039	4/11/2026	20.0	6.210	62.100	67.800	-8.41%	2.350	23.500	25.100	-6.37%	
				3800	40.05	37.59	6.55%	2.98	3.22	-7.44%													
				3500	40.75	37.93	7.44%	2.69	2.91	-7.64%													
SAR E	7/16/2025	Head	3500	3400	40.92	38.04	7.56%	2.59	2.81	-7.66%	7/16/2025	D3500V2 SN: 1060	2/7/2026	20.0	6.000	60.000	65.700	-8.68%	2.360	23.600	24.900	-5.22%	
				3600	40.62	37.82	7.42%	2.78	3.01	-7.86%													
				3700	40.47	37.70	7.34%	2.87	3.12	-7.90%													
SAR E	7/16/2025	Head	3700	3600	40.62	37.82	7.42%	2.78	3.01	-7.76%	7/16/2025	D3700V2 SN: 1039	4/11/2026	20.0	6.170	61.700	67.800	-9.00%	2.340	23.400	25.100	-6.77%	
				3800	40.34	37.59	7.32%	2.97	3.22	-7.63%													
				2300	42.82	39.47	8.48%	1.66	1.66	-0.10%													
SAR E	7/16/2025	Head	2300	2350	42.77	39.38	8.60%	1.70	1.71	-0.22%	7/16/2025	D2300V2 SN: 1002	4/11/2026	20.0	4.930	49.300	48.700	1.23%	2.420	24.200	23.800	1.68%	
				2400	42.69	39.30	8.64%	1.74	1.75	-0.89%													
				2600	42.36	39.01	8.59%	1.90	1.96	-3.12%													
SAR E	7/16/2025	Head	2600	2495	42.54	39.14	8.68%	1.81	1.85	-1.87%	7/16/2025	D2600V2 SN: 1036	4/11/2026	20.0	5.200	52.000	55.400	-6.14%	2.380	23.800	24.900	-4.42%	
				2690	42.20	38.90	8.49%	1.97	2.06	-4.15%													

This report shall not be reproduced without the written approval of UL Verification Services Inc.

Liquid Check											System Check											
SAR Lab	Date	Tissue Type	Band (MHz)	Freq. (MHz)	Relative Permittivity (εr)			Conductivity (σ)			Date	Dipole Type & Serial Number	Dipole Cal. Due Date	Input Power (dBm)	Measured results for 1-g SAR				Measured results for 10-g SAR				Plot No.
					Measured	Target	Delta	Measured	Target	Delta					Meas. Zoom Scan	Normalize to 1 W	Target (Ref. Value)	Delta ±10%	Meas. Zoom Scan	Normalize to 1 W	Target (Ref. Value)	Delta ±10%	
SAR F	5/13/2025	Head	3500	3500	40.97	37.93	8.02%	2.63	2.91	-9.67%	5/14/2025	D3500V2 SN: 1060	2/7/2026	17.0	2.970	59.259	65.700	**-9.80%**	1.160	23.145	24.900	-7.05%	21
				3400	41.16	38.04	8.19%	2.54	2.81	-9.62%													
				3600	40.81	37.82	7.92%	2.72	3.01	-9.72%													
SAR F	5/13/2025	Head	3700	3700	40.69	37.70	7.93%	2.81	3.12	-9.73%	5/14/2025	D3700V2 SN: 1039	4/11/2026	17.0	3.130	62.452	67.800	-7.89%	1.200	23.943	25.100	-4.61%	
				3600	40.81	37.82	7.92%	2.72	3.01	-9.72%													
				3800	40.52	37.59	7.80%	2.92	3.22	-9.31%													
SAR F	5/13/2025	Head	3900	3900	40.40	37.47	7.81%	3.02	3.32	-9.06%	5/14/2025	D3900V2 SN: 1102	10/24/2025	17.0	3.240	64.646	69.300	-6.72%	1.170	23.345	24.100	-3.13%	
				3800	40.50	37.59	7.75%	2.92	3.22	-9.28%													
				4000	40.30	37.36	7.87%	3.12	3.42	-8.86%													
SAR F	5/15/2025	Head	3900	3900	40.54	37.47	8.18%	3.02	3.32	-9.12%	5/15/2025	D3900V2 SN: 1102	10/24/2025	17.0	3.210	64.048	69.300	-7.58%	1.150	22.946	24.100	-4.79%	
				3800	40.68	37.59	8.23%	2.92	3.22	-9.40%													
				4000	40.40	37.36	8.14%	3.12	3.42	-8.80%													
SAR F	5/15/2025	Head	3700	3700	40.83	37.70	8.30%	2.82	3.12	-9.63%	5/15/2025	D3700V2 SN: 1039	4/11/2026	17.0	3.180	63.449	67.800	-6.42%	1.200	23.943	25.100	-4.61%	
				3600	40.97	37.82	8.34%	2.72	3.01	-9.82%													
				3800	40.68	37.59	8.23%	2.92	3.22	-9.40%													
SAR F	5/15/2025	Head	3500	3500	41.11	37.93	8.39%	2.62	2.91	-9.91%	5/16/2025	D3500V2 SN: 1011	4/17/2026	20.0	5.910	59.100	65.600	**-9.91%**	2.300	23.000	24.700	-6.88%	22
				3400	41.27	38.04	8.48%	2.54	2.81	-9.73%													
				3600	40.97	37.82	8.34%	2.72	3.01	-9.82%													
SAR F	5/19/2025	Head	3500	3500	38.24	37.93	0.82%	2.73	2.91	-6.13%	5/19/2025	D3500V2 SN: 1060	2/7/2026	20.0	6.020	60.200	65.700	-8.37%	2.350	23.500	24.900	-5.62%	
				3400	38.43	38.04	1.02%	2.65	2.81	-5.63%													
				3600	38.05	37.82	0.62%	2.82	3.01	-6.37%													
SAR F	5/19/2025	Head	3700	3700	37.86	37.70	0.42%	2.91	3.12	-6.55%	5/19/2025	D3700V2 SN: 1039	4/11/2026	20.0	6.480	64.800	67.800	-4.42%	2.450	24.500	25.100	-2.39%	
				3600	38.05	37.82	0.62%	2.82	3.01	-6.37%													
				3800	37.68	37.59	0.25%	3.00	3.22	-6.76%													
SAR F	5/19/2025	Head	3900	3900	37.45	37.47	-0.06%	3.09	3.32	-6.86%	5/19/2025	D3900V2 SN: 1102	10/24/2025	20.0	6.500	65.000	69.300	-6.20%	2.320	23.200	24.100	-3.73%	
				3800	37.68	37.59	0.25%	3.00	3.22	-6.76%													
				4000	37.26	37.36	-0.27%	3.19	3.42	-6.90%													
SAR F	5/23/2025	Head	3500	3500	41.32	37.93	8.94%	2.65	2.91	-8.98%	5/23/2025	D3500V2 SN: 1060	2/7/2026	20.0	6.020	60.200	65.700	-8.37%	2.360	23.600	24.900	-5.22%	
				3400	41.46	38.04	8.98%	2.56	2.81	-8.87%													
				3600	41.19	37.82	8.92%	2.75	3.01	-8.76%													
SAR F	5/23/2025	Head	3700	3700	41.03	37.70	8.83%	2.85	3.12	-8.54%	5/23/2025	D3700V2 SN: 1039	4/11/2026	20.0	6.140	61.400	67.800	-9.44%	2.340	23.400	25.100	-6.77%	
				3600	41.19	37.82	8.92%	2.75	3.01	-8.76%													
				3800	40.88	37.59	8.76%	2.95	3.22	-8.34%													
SAR F	5/23/2025	Head	3900	3900	40.71	37.47	8.64%	3.05	3.32	-8.16%	5/23/2025	D3900V2 SN: 1102	10/24/2025	20.0	6.570	65.700	69.300	-5.19%	2.360	23.600	24.100	-2.07%	
				3800	40.88	37.59	8.76%	2.95	3.22	-8.34%													
				4000	40.56	37.36	8.57%	3.16	3.42	-7.69%													
SAR F	5/27/2025	Head	3500	3500	41.37	37.93	9.07%	2.65	2.91	-9.09%	5/27/2025	D3500V2 SN: 1011	4/17/2026	20.0	6.270	62.700	65.600	-4.42%	2.450	24.500	24.700	-0.81%	
				3400	41.48	38.04	9.03%	2.56	2.81	-9.02%													
				3600	41.23	37.82	9.03%	2.74	3.01	-8.96%													
SAR F	5/27/2025	Head	3700	3700	41.11	37.70	9.04%	2.85	3.12	-8.54%	5/27/2025	D3700V2 SN: 1039	4/11/2026	20.0	6.520	65.200	67.800	-3.83%	2.490	24.900	25.100	-0.80%	
				3600	41.23	37.82	9.03%	2.74	3.01	-8.96%													
				3800	40.87	37.59	8.73%	2.94	3.22	-8.59%													
SAR F	5/27/2025	Head	3900	3900	40.65	37.47	8.48%	3.04	3.32	-8.37%	5/27/2025	D3900V2 SN: 1102	10/24/2025	20.0	6.580	65.800	69.300	-5.05%	2.370	23.700	24.100	-1.66%	
				3800	40.87	37.59	8.73%	2.94	3.22	-8.59%													
				4000	40.53	37.36	8.49%	3.14	3.42	-8.18%													
SAR F	5/29/2025	Head	3500	3500	41.67	37.93	9.86%	2.66	2.91	-8.78%	5/29/2025	D3500V2 SN: 1011	4/17/2026	20.0	6.240	62.400	65.600	-4.88%	2.450	24.500	24.700	-0.81%	
				3400	41.84	38.04	9.98%	2.57	2.81	-8.48%													
				3600	41.52	37.82	9.80%	2.75	3.01	-8.89%													
SAR F	5/29/2025	Head	3700	3700	41.34	37.70	9.65%	2.84	3.12	-8.93%	5/29/2025	D3700V2 SN: 1039	4/11/2026	20.0	6.360	63.600	67.800	-6.19%	2.430	24.300	25.100	-3.19%	
				3600	41.52	37.82	9.80%	2.75	3.01	-8.89%													
				3800	41.20	37.59	9.61%	2.93	3.22	-8.87%													
SAR F	5/29/2025	Head	3900	3900	41.05	37.47	9.54%	3.03	3.32	-8.76%	5/29/2025	D3900V2 SN: 1102	10/24/2025	20.0	6.600	66.000	69.300	-4.76%	2.380	23.800	24.100	-1.24%	
				3800	41.20	37.59	9.61%	2.93	3.22	-8.87%													
				4000	40.94	37.36	9.58%	3.13	3.42	-8.45%													
SAR F	6/2/2025	Head	3500	3500	40.64	37.93	7.15%	2.69	2.91	-7.61%	6/2/2025	D3500V2 SN: 1011	4/17/2026	20.0	5.980	59.800	65.600	-8.84%	2.350	23.500	24.700	-4.86%	
				3400	40.85	38.04	7.38%	2.60	2.81	-7.45%													
				3600	40.53	37.82	7.18%	2.79	3.01	-7.43%													
SAR F	6/2/2025	Head	3700	3700	40.34	37.70	7.00%	2.88	3.12	-7.58%	6/2/2025	D3700V2 SN: 1039	4/11/2026	20.0	6.230	62.300	67.800	-8.11%	2.380	23.800	25.100	-5.18%	
				3600	40.53	37.82	7.18%	2.79	3.01	-7.43%													
				3800	40.17	37.59	6.87%	2.98	3.22	-7.41%													
SAR F	6/2/2025	Head	3900	3900	39.99	37.47	6.72%	3.09	3.32	-6.95%	6/2/2025	D3900V2 SN: 1102	10/24/2025	20.0	6.510	65.100	69.300	-6.06%	2.350	23.500	24.100	-2.49%	
				3800	40.17	37.59	6.87%	2.98	3.22	-7.41%													
				4000	39.82	37.36	6.59%	3.20	3.42	-6.52%													
SAR F	6/5/2025	Head	3500	3500	41.07	37.93	8.28%	2.63	2.91	-9.71%	6/5/2025	D3500V2 SN: 1060	2/7/2026	20.0	5.990	59.900	65.700	-8.83%	2.350	23.500	24.900	-5.62%	
				3400	41.23	38.04	8.38%	2.54	2.81	-9.44%													
				3600	40.92	37.82	8.21%	2.72	3.01	-9.75%													
SAR F	6/5/2025	Head	3700	3700	40.74	37.70	8.06%	2.81	3.12	-9.79%	6/5/2025	D3700V2 SN: 1039	4/11/2026	20.0	6.390	63.900	67.800	-5.75%	2.420	24.200	25.100	-3.59%	
				3600	40.92	37.82	8.21%	2.72	3.01	-9.75%													
				3800	40.61	37.59	8.04%	2.91	3.22	-9.71%													
SAR F	6/5/2025	Head	3900	3900	40.48	37.47	8.02%	3.01	3.32	-9.48%	6/5/2025	D3900V2 SN: 1102	10/24/2025	20.0	6.560	65.600	69.300	-5.34%	2.360	23.600	24.100	-2.07%	
				3800	40.61	37.59	8.04%	2.91	3.22	-9.71%													
				4000	40.30	37.36	7.87%	3.11	3.42	-9.29%													
SAR F	6/8/2025	Head	3500	3500	39.72	37.93	4.72%	2.74	2.91	-5.89%	6/8/2025	D3500V2 SN: 1060	2/7/2026	20.0	6.140	61.400	65.700	-6.54%	2.400	24.000	24.900	-3.61%	
				3400	39.96	38.04	5.04%	2.62	2.81	-6.88%													
				3600	39.60	37.82	4.72%	2.82	3.01	-6.60%													
SAR F	6/8/2025	Head	3700	3700	39.62	37.70	5.09%	2.92	3.12	-6.30%	6/8/2025	D3700V2 SN: 1039	4/11/2026	20.0	6.700	67.000	67.800	-1.18%	2.560	25.600	25.100	1.99%	
				3600	39.60	37.82	4.72%	2.82	3.01	-6.60%													
				3800	39.39	37.59	4.80%	3.04	3.22	-5.70%													

This report shall not be reproduced without the written approval of UL Verification Services Inc.

Liquid Check											System Check											
SAR Lab	Date	Tissue Type	Band (MHz)	Freq. (MHz)	Relative Permittivity (εr)			Conductivity (σ)			Date	Dipole Type & Serial Number	Dipole Cal. Due Date	Input Power (dBm)	Measured results for 1-g SAR				Measured results for 10-g SAR				Plot No.
					Measured	Target	Delta	Measured	Target	Delta					Meas. Zoom Scan	Normalize to 1 W	Target (Ref. Value)	Delta ±10%	Meas. Zoom Scan	Normalize to 1 W	Target (Ref. Value)	Delta ±10%	
				3900	39.15	37.47	4.47%	3.12	3.32	-6.14%													
SAR F	6/8/2025	Head	3900	3800	39.39	37.59	4.80%	3.04	3.22	-5.70%	6/8/2025	D3900V2 SN: 1102	10/24/2025	20.0	6.770	67.700	69.300	-2.31%	2.430	24.300	24.100	0.83%	
				4000	39.12	37.36	4.71%	3.19	3.42	-6.75%													
				3500	40.20	37.93	5.99%	2.66	2.91	-8.54%													
SAR F	6/12/2025	Head	3500	3400	40.46	38.04	6.35%	2.56	2.81	-8.91%	6/12/2025	D3500V2 SN: 1060	2/7/2026	20.0	6.120	61.200	65.700	-6.85%	2.380	23.800	24.900	-4.42%	
				3600	40.07	37.82	5.96%	2.74	3.01	-9.12%													
				3700	40.04	37.70	6.20%	2.84	3.12	-8.86%													
SAR F	6/12/2025	Head	3700	3600	40.07	37.82	5.96%	2.74	3.01	-9.12%	6/12/2025	D3700V2 SN: 1039	4/11/2026	20.0	6.230	62.300	67.800	-8.11%	2.350	23.500	25.100	-6.37%	
				3800	39.78	37.59	5.83%	2.96	3.22	-8.06%													
				3900	39.54	37.47	5.52%	3.04	3.32	-8.43%													
SAR F	6/12/2025	Head	3900	3800	39.78	37.59	5.83%	2.96	3.22	-8.06%	6/12/2025	D3900V2 SN: 1102	10/24/2025	20.0	6.290	62.900	69.300	**-9.24%**	2.260	22.600	24.100	-6.22%	
				4000	39.54	37.36	5.84%	3.14	3.42	-8.42%													
				3500	38.56	37.93	1.66%	2.68	2.91	-7.92%													
SAR F	6/16/2025	Head	3500	3400	38.74	38.04	1.83%	2.59	2.81	-7.77%	6/16/2025	D3500V2 SN: 1011	4/17/2026	20.0	6.170	61.700	65.600	-5.95%	2.420	24.200	24.700	-2.02%	
				3600	38.39	37.82	1.52%	2.78	3.01	-7.89%													
				3700	38.21	37.70	1.35%	2.87	3.12	-7.87%													
SAR F	6/16/2025	Head	3700	3600	38.39	37.82	1.52%	2.78	3.01	-7.89%	6/16/2025	D3700V2 SN: 1039	4/11/2026	20.0	6.280	62.800	67.800	-7.37%	2.390	23.900	25.100	-4.78%	
				3800	38.03	37.59	1.18%	2.97	3.22	-7.72%													
				3900	39.81	37.47	6.24%	3.08	3.32	-7.40%													
SAR F	6/16/2025	Head	3900	3800	40.00	37.59	6.42%	2.97	3.22	-7.60%	6/16/2025	D3900V2 SN: 1102	10/24/2025	20.0	6.980	69.800	69.300	0.72%	2.500	25.000	24.100	3.73%	
				4000	39.69	37.36	6.24%	3.18	3.42	-7.05%													
				13	55.27	55.00	0.49%	0.70	0.75	-6.37%													
SAR F	6/18/2025	Head	13	12	54.89	55.00	-0.20%	0.70	0.75	-6.36%	6/18/2025	CLA13 SN: 1008	1/12/2026	30.0	0.565	0.565	0.544	**3.86%**	0.349	0.349	0.338	3.25%	23
				14	55.36	55.00	0.65%	0.70	0.75	-6.37%													
				2450	39.62	39.20	1.07%	1.66	1.80	-7.61%													
SAR F	6/20/2025	Head	2450	2400	39.70	39.30	1.03%	1.63	1.75	-7.17%	6/20/2025	D2450V2 SN: 706	1/20/2026	20.0	5.350	53.500	52.300	2.29%	2.550	25.500	24.500	4.08%	
				2500	39.56	39.14	1.08%	1.70	1.85	-8.09%													
				3500	40.27	37.93	6.17%	2.70	2.91	-7.13%													
SAR F	6/20/2025	Head	3500	3400	40.45	38.04	6.33%	2.61	2.81	-7.06%	6/20/2025	D3500V2 SN: 1011	4/17/2026	17.0	3.150	62.851	65.600	-4.19%	1.230	24.542	24.700	-0.64%	
				3600	40.10	37.82	6.04%	2.80	3.01	-7.10%													
				3700	39.93	37.70	5.91%	2.89	3.12	-7.13%													
SAR F	6/20/2025	Head	3700	3600	40.10	37.82	6.04%	2.80	3.01	-7.10%	6/20/2025	D3700V2 SN: 1039	4/11/2026	17.0	3.210	64.048	67.800	-5.53%	1.210	24.143	25.100	-3.81%	
				3800	39.76	37.59	5.78%	2.99	3.22	-6.98%													
				3900	39.58	37.47	5.62%	3.10	3.32	-6.74%													
SAR F	6/20/2025	Head	3900	3800	39.76	37.59	5.78%	2.99	3.22	-7.10%	6/20/2025	D3900V2 SN: 1102	10/24/2025	17.0	3.240	64.646	69.300	-6.72%	1.160	23.145	24.100	-3.96%	
				4000	39.43	37.36	5.54%	3.20	3.42	-6.49%													
				3500	38.07	37.93	0.37%	2.67	2.91	-8.16%													
SAR F	6/23/2025	Head	3500	3400	38.62	38.04	1.51%	2.59	2.81	-7.81%	6/23/2025	D3500V2 SN: 1060	2/7/2026	17.0	3.050	60.856	65.700	-7.37%	1.190	23.744	24.900	-4.64%	
				3600	38.15	37.82	0.88%	2.74	3.01	-8.99%													
				3700	38.29	37.70	1.56%	2.88	3.12	-7.68%													
SAR F	6/23/2025	Head	3700	3600	38.15	37.82	0.88%	2.74	3.01	-8.99%	6/23/2025	D3700V2 SN: 1039	4/11/2026	17.0	3.290	65.644	67.800	-3.18%	1.240	24.741	25.100	-1.43%	
				3800	37.74	37.59	0.41%	2.97	3.22	-7.85%													
				3900	37.64	37.47	0.44%	3.02	3.32	-9.12%													
SAR F	6/23/2025	Head	3900	3800	37.74	37.59	0.41%	2.97	3.22	-7.85%	6/23/2025	D3900V2 SN: 1102	10/24/2025	17.0	3.220	64.247	69.300	-7.29%	1.150	22.946	24.100	-4.79%	
				4000	37.82	37.36	1.23%	3.13	3.42	-8.62%													
				13	57.46	55.00	4.47%	0.71	0.75	-5.61%													
SAR F	6/24/2025	Head	13	12	57.61	55.00	4.75%	0.71	0.75	-5.61%	6/24/2025	CLA13 SN: 1008	1/12/2026	30.0	0.549	0.549	0.544	0.92%	0.338	0.338	0.338	0.00%	
				14	57.33	55.00	4.24%	0.71	0.75	-5.61%													
				2450	40.40	39.20	3.06%	1.70	1.80	-5.56%													
SAR F	6/26/2025	Head	2450	2400	40.55	39.30	3.19%	1.65	1.75	-5.69%	6/26/2025	D2450V2 SN: 706	1/20/2026	20.0	5.170	51.700	52.300	-1.15%	2.460	24.600	24.500	0.41%	
				2500	40.40	39.14	3.23%	1.74	1.85	-6.37%													
				3500	40.81	37.93	7.59%	2.68	2.91	-8.02%													
SAR F	6/26/2025	Head	3500	3400	41.05	38.04	7.90%	2.56	2.81	-9.02%	6/26/2025	D3500V2 SN: 1011	4/17/2026	17.0	3.010	60.057	65.600	-8.45%	1.180	23.544	24.700	-4.68%	
				3600	40.61	37.82	7.39%	2.75	3.01	-8.89%													
				3700	40.57	37.70	7.61%	2.84	3.12	-8.80%													
SAR F	6/26/2025	Head	3700	3600	40.61	37.82	7.39%	2.75	3.01	-8.89%	6/26/2025	D3700V2 SN: 1039	4/11/2026	17.0	3.230	64.447	67.800	-4.95%	1.220	24.342	25.100	-3.02%	
				3800	40.38	37.59	7.43%	2.96	3.22	-7.97%													
				3900	40.14	37.47	7.12%	3.06	3.32	-7.98%													
SAR F	6/26/2025	Head	3900	3800	40.38	37.59	7.43%	2.96	3.22	-7.97%	6/26/2025	D3900V2 SN: 1102	10/24/2025	17.0	3.320	66.243	69.300	-4.41%	1.190	23.744	24.100	-1.48%	
				4000	40.11	37.36	7.36%	3.13	3.42	-8.45%													
				2450	43.04	39.20	9.80%	1.71	1.80	-5.11%													
SAR F	6/30/2025	Head	2450	2400	43.06	39.30	9.58%	1.67	1.75	-4.72%	7/1/2025	D2450V2 SN: 706	1/20/2026	20.0	4.860	48.600	52.300	**-7.07%**	2.320	23.200	24.500	-5.31%	24
				2500	42.90	39.14	9.62%	1.75	1.85	-5.45%													
				3500	41.50	37.93	9.41%	2.75	2.91	-5.41%													
SAR F	6/30/2025	Head	3500	3400	41.79	38.04	9.85%	2.64	2.81	-6.20%	7/1/2025	D3500V2 SN: 1011	4/17/2026	20.0	6.210	62.100	65.600	-5.34%	2.440	24.400	24.700	-1.21%	
				3600	41.33	37.82	9.29%	2.83	3.01	-6.10%													
				3700	41.29	37.70	9.52%	2.93	3.12	-6.04%													
SAR F	6/30/2025	Head	3700	3600	41.33	37.82	9.29%	2.83	3.01	-6.10%	7/1/2025	D3700V2 SN: 1039	4/11/2026	20.0	6.360	63.600	67.800	-6.19%	2.400	24.000	25.100	-4.38%	
				3800	41.05	37.59	9.21%	3.05	3.22	-5.30%													
				3900	40.82	37.47	8.93%	3.15	3.32	-5.21%													
SAR F	6/30/2025	Head	3900	3800	41.05	37.59	9.21%	3.05	3.22	-5.24%	7/1/2025	D3900V2 SN: 1102	10/24/2025	20.0	6.450	64.500	69.300	-6.93%	2.300	23.000	24.100	-4.56%	
				4000	40.80	37.36	9.21%	3.24	3.42	-5.23%													
				2450	42.79	39.20	9.16%	1.69	1.80	-6.17%													
SAR F	7/2/2025	Head	2450	2400	42.86	39.30	9.07%	1.65	1.75	-5.69%	7/2/2025	D2450V2 SN: 706	1/20/2026	20.0	4.860	48.600	52.300	-7.07%	2.320	23.200	24.500	-5.31%	
				2500	42.71	39.14	9.13%	1.73	1.85	-6.91%													

This report shall not be reproduced without the written approval of UL Verification Services Inc.

Liquid Check											System Check												
SAR Lab	Date	Tissue Type	Band (MHz)	Freq. (MHz)	Relative Permittivity (εr)			Conductivity (σ)			Date	Dipole Type & Serial Number	Dipole Cal. Due Date	Input Power (dBm)	Measured results for 1-g SAR				Measured results for 10-g SAR				Plot No.
					Measured	Target	Delta	Measured	Target	Delta					Meas. Zoom Scan	Normalize to 1 W	Target (Ref. Value)	Delta ±10%	Meas. Zoom Scan	Normalize to 1 W	Target (Ref. Value)	Delta ±10%	
				13	56.51	55.00	2.75%	0.70	0.75	-6.27%													
SAR F	7/2/2025	Head	13	12	56.66	55.00	3.02%	0.70	0.75	-6.27%	7/2/2025	CLA13 SN: 1008	1/12/2026	30.0	0.538	0.538	0.544	-1.10%	0.333	0.333	0.338	-1.48%	
				14	56.45	55.00	2.64%	0.70	0.75	-6.27%													
				3500	41.20	37.93	8.62%	2.65	2.91	-9.05%													
SAR F	7/5/2025	Head	3500	3400	41.33	38.04	8.64%	2.55	2.81	-9.26%	7/5/2025	D3500V2 SN: 1011	4/17/2026	20.0	6.020	60.200	65.600	-8.23%	2.350	23.500	24.700	-4.86%	
				3600	41.04	37.82	8.53%	2.74	3.01	-9.09%													
				3700	40.89	37.70	8.46%	2.84	3.12	-9.02%													
SAR F	7/5/2025	Head	3700	3600	41.04	37.82	8.53%	2.74	3.01	-9.09%	7/5/2025	D3700V2 SN: 1039	4/11/2026	20.0	6.130	61.300	67.800	-9.59%	2.310	23.100	25.100	-7.97%	
				3800	40.75	37.59	8.41%	2.95	3.22	-8.50%													
				3900	40.58	37.47	8.29%	3.05	3.32	-8.22%													
SAR F	7/5/2025	Head	3900	3800	40.75	37.59	8.41%	2.95	3.22	-8.50%	7/5/2025	D3900V2 SN: 1102	10/24/2025	17.0	3.180	63.449	69.300	-8.44%	1.130	22.546	24.100	-6.45%	
				4000	40.44	37.36	8.25%	3.14	3.42	-8.18%													
				2450	42.92	39.20	9.49%	1.72	1.80	-4.28%													
SAR F	7/5/2025	Head	2450	2400	43.02	39.30	9.47%	1.68	1.75	-4.32%	7/8/2025	D2450V2 SN: 706	1/20/2026	17.0	2.440	48.684	52.300	-6.91%	1.170	23.345	24.500	-4.72%	
				2500	41.85	39.14	6.93%	1.77	1.85	-4.80%													
				3500	39.74	37.93	4.77%	2.66	2.91	-8.61%													
SAR F	7/8/2025	Head	3500	3400	39.92	38.04	4.93%	2.57	2.81	-8.41%	7/9/2025	D3500V2 SN: 1011	4/17/2026	17.0	3.050	60.856	65.600	-7.23%	1.190	23.744	24.700	-3.87%	
				3600	39.59	37.82	4.69%	2.75	3.01	-8.82%													
				3700	39.41	37.70	4.53%	2.84	3.12	-8.86%													
SAR F	7/8/2025	Head	3700	3600	39.59	37.82	4.69%	2.75	3.01	-8.76%	7/9/2025	D3700V2 SN: 1039	4/11/2026	17.0	3.070	61.255	67.800	**-9.65%**	1.160	23.145	25.100	-7.79%	25
				3800	39.25	37.59	4.42%	2.93	3.22	-8.87%													
				3900	39.07	37.47	4.26%	3.03	3.32	-8.88%													
SAR F	7/8/2025	Head	3900	3800	39.25	37.59	4.42%	2.93	3.22	-8.96%	7/9/2025	D3900V2 SN: 1102	10/24/2025	17.0	3.140	62.651	69.300	**-9.59%**	1.130	22.546	24.100	-6.45%	26
				4000	38.92	37.36	4.18%	3.12	3.42	-8.83%													
				2450	41.69	39.20	6.35%	1.77	1.80	-1.89%													
SAR F	7/8/2025	Head	2450	2400	41.78	39.30	6.32%	1.73	1.75	-1.52%	7/9/2025	D2450V2 SN: 748	2/8/2026	17.0	2.540	50.680	51.700	**-1.97%**	1.210	24.143	24.200	-0.24%	27
				2500	41.60	39.14	6.29%	1.80	1.85	-2.81%													
				3500	39.84	37.93	5.04%	2.72	2.91	-6.51%													
SAR F	7/13/2025	Head	3500	3400	40.03	38.04	5.22%	2.62	2.81	-6.63%	7/13/2025	D3500V2 SN: 1060	2/7/2026	17.0	3.120	62.252	65.700	-5.25%	1.220	24.342	24.900	-2.24%	
				3600	39.67	37.82	4.90%	2.81	3.01	-6.73%													
				3700	39.49	37.70	4.74%	2.91	3.12	-6.65%													
SAR F	7/13/2025	Head	3700	3600	39.67	37.82	4.90%	2.81	3.01	-6.73%	7/13/2025	D3700V2 SN: 1039	4/11/2026	17.0	3.350	66.841	67.800	-1.41%	1.260	25.140	25.100	0.16%	
				3800	39.34	37.59	4.66%	3.01	3.22	-6.45%													
				3900	39.16	37.47	4.50%	3.11	3.32	-6.26%													
SAR F	7/13/2025	Head	3900	3800	39.34	37.59	4.66%	3.01	3.22	-6.45%	7/13/2025	D3900V2 SN: 1102	10/24/2025	17.0	3.350	66.841	69.300	-3.55%	1.200	23.943	24.100	-0.65%	
				4000	38.98	37.36	4.34%	3.21	3.42	-6.17%													
				2450	41.80	39.20	6.63%	1.78	1.80	-1.39%													
SAR F	7/13/2025	Head	2450	2400	41.90	39.30	6.62%	1.73	1.75	-1.29%	7/13/2025	D2450V2 SN: 748	2/8/2026	17.0	2.640	52.675	51.700	1.89%	1.260	25.140	24.200	3.89%	
				2500	41.72	39.14	6.60%	1.82	1.85	-2.05%													
				3500	41.37	37.93	9.07%	2.68	2.91	-8.13%													
SAR F	7/17/2025	Head	3500	3400	41.52	38.04	9.14%	2.58	2.81	-8.05%	7/17/2025	D3500V2 SN: 1060	2/7/2026	20.0	6.130	61.300	65.700	-6.70%	2.390	23.900	24.900	-4.02%	
				3600	41.22	37.82	9.00%	2.77	3.01	-8.06%													
				3700	41.05	37.70	8.88%	2.87	3.12	-7.93%													
SAR F	7/17/2025	Head	3700	3600	41.22	37.82	9.00%	2.77	3.01	-8.06%	7/17/2025	D3700V2 SN: 1039	4/11/2026	20.0	6.300	63.000	67.800	-7.08%	2.380	23.800	25.100	-5.18%	
				3800	40.89	37.59	8.79%	2.97	3.22	-7.78%													
				3900	40.74	37.47	8.72%	3.07	3.32	-7.46%													
SAR F	7/17/2025	Head	3900	3800	40.89	37.59	8.79%	2.97	3.22	-7.78%	7/17/2025	D3900V2 SN: 1102	10/24/2025	20.0	6.370	63.700	69.300	-8.08%	2.280	22.800	24.100	-5.39%	
				4000	40.60	37.36	8.67%	3.18	3.42	-7.07%													

This report shall not be reproduced without the written approval of UL Verification Services Inc.

Liquid Check											System Check											
SAR Lab	Date	Tissue Type	Band (MHz)	Freq. (MHz)	Relative Permittivity (εr)			Conductivity (σ)			Date	Dipole Type & Serial Number	Dipole Cal. Due Date	Input Power (dBm)	Measured results for 1-g SAR				Measured results for 10-g SAR				Plot No.
					Measured	Target	Delta	Measured	Target	Delta					Meas. Zoom Scan	Normalize to 1 W	Target (Ref. Value)	Delta ±10%	Meas. Zoom Scan	Normalize to 1 W	Target (Ref. Value)	Delta ±10%	
SAR G	5/12/2025	Head	3500	3500	36.65	37.93	-3.37%	2.64	2.91	-9.43%	5/14/2025	D3500V2 SN: 1060	2/7/2026	20.0	6.470	64.700	65.700	-1.52%	2.530	25.300	24.900	1.61%	
				3400	36.80	38.04	-3.27%	2.56	2.81	-9.02%													
				3600	36.52	37.82	-3.43%	2.73	3.01	-9.42%													
SAR G	5/12/2025	Head	3700	3700	36.30	37.70	-3.72%	2.83	3.12	-9.18%	5/14/2025	D3700V2 SN: 1039	4/11/2026	17.0	3.200	63.848	67.800	-5.83%	1.200	23.943	25.100	-4.61%	
				3600	36.50	37.82	-3.48%	2.73	3.01	-9.42%													
				3800	36.10	37.59	-3.96%	2.93	3.22	-8.96%													
SAR G	5/12/2025	Head	3900	3900	35.90	37.47	-4.20%	3.03	3.32	-8.76%	5/14/2025	D3900V2 SN: 1102	10/24/2025	20.0	6.440	64.400	69.300	-7.07%	2.330	23.300	24.100	-3.32%	
				3800	36.10	37.59	-3.96%	2.93	3.22	-8.96%													
				4000	35.80	37.36	-4.17%	3.13	3.42	-8.56%													
SAR G	5/15/2025	Head	3500	3500	37.12	37.93	-2.13%	2.72	2.91	-6.75%	5/15/2025	D3500V2 SN: 1060	2/7/2026	17.0	3.100	61.853	65.700	-5.86%	1.200	23.943	24.900	-3.84%	
				3400	37.31	38.04	-1.93%	2.63	2.81	-6.31%													
				3600	36.94	37.82	-2.32%	2.80	3.01	-6.96%													
SAR G	5/15/2025	Head	3700	3700	36.76	37.70	-2.50%	2.89	3.12	-7.13%	5/15/2025	D3700V2 SN: 1039	4/11/2026	17.0	3.380	67.440	67.800	-0.53%	1.260	25.140	25.100	0.16%	
				3600	36.94	37.82	-2.32%	2.80	3.01	-6.96%													
				3800	36.59	37.59	-2.65%	2.99	3.22	-7.22%													
SAR G	5/15/2025	Head	3900	3900	36.44	37.47	-2.76%	3.08	3.32	-7.28%	5/15/2025	D3900V2 SN: 1102	10/24/2025	17.0	3.270	65.245	69.300	-5.85%	1.170	23.345	24.100	-3.13%	
				3800	36.59	37.59	-2.65%	2.99	3.22	-7.22%													
				4000	36.28	37.36	-2.89%	3.17	3.42	-7.31%													
SAR G	5/19/2025	Head	3500	3500	36.32	37.93	-4.24%	2.70	2.91	-7.16%	5/19/2025	D3500V2 SN: 1060	2/7/2026	20.0	6.170	61.700	65.700	-6.09%	2.380	23.800	24.900	-4.42%	
				3400	36.51	38.04	-4.03%	2.62	2.81	-6.70%													
				3600	36.15	37.82	-4.40%	2.79	3.01	-7.43%													
SAR G	5/19/2025	Head	3700	3700	35.97	37.70	-4.59%	2.88	3.12	-7.74%	5/19/2025	D3700V2 SN: 1039	4/11/2026	20.0	6.820	68.200	67.800	0.59%	2.550	25.500	25.100	1.59%	
				3600	36.15	37.82	-4.40%	2.79	3.01	-7.43%													
				3800	35.79	37.59	-4.78%	2.96	3.22	-7.94%													
SAR G	5/19/2025	Head	3900	3900	35.63	37.47	-4.92%	3.05	3.32	-8.07%	5/19/2025	D3900V2 SN: 1102	10/24/2025	20.0	6.290	62.900	69.300	-9.24%	2.230	22.300	24.100	-7.47%	
				3800	35.79	37.59	-4.78%	2.96	3.22	-7.94%													
				4000	35.47	37.36	-5.06%	3.13	3.42	-8.56%													
SAR G	5/22/2025	Head	3500	3500	36.34	37.93	-4.19%	2.71	2.91	-6.92%	5/22/2025	D3500V2 SN: 1060	2/7/2026	20.0	6.230	62.300	65.700	-5.18%	2.440	24.400	24.900	-2.01%	
				3400	36.52	38.04	-4.01%	2.62	2.81	-6.74%													
				3600	36.16	37.82	-4.38%	2.80	3.01	-7.10%													
SAR G	5/22/2025	Head	3700	3700	35.99	37.70	-4.54%	2.89	3.12	-7.26%	5/23/2025	D3700V2 SN: 1039	4/11/2026	20.0	7.260	72.600	67.800	7.08%	2.710	27.100	25.100	7.97%	
				3600	36.16	37.82	-4.38%	2.80	3.01	-7.10%													
				3800	35.83	37.59	-4.68%	2.99	3.22	-7.10%													
SAR G	5/22/2025	Head	3900	3900	35.67	37.47	-4.81%	3.09	3.32	-6.95%	5/23/2025	D3900V2 SN: 1102	10/24/2025	20.0	6.570	65.700	69.300	-5.19%	2.340	23.400	24.100	-2.90%	
				3800	35.83	37.59	-4.68%	2.99	3.22	-7.10%													
				4000	35.52	37.36	-4.92%	3.19	3.42	-6.81%													
SAR G	5/27/2025	Head	3500	3500	38.72	37.93	2.08%	2.73	2.91	-6.34%	5/26/2025	D3500V2 SN: 1060	2/7/2026	17.0	3.170	63.250	65.700	-3.73%	1.230	24.542	24.900	-1.44%	
				3400	38.83	38.04	2.07%	2.64	2.81	-6.10%													
				3600	38.57	37.82	2.00%	2.82	3.01	-6.40%													
SAR G	5/27/2025	Head	3700	3700	38.43	37.70	1.93%	2.92	3.12	-6.17%	5/26/2025	D3700V2 SN: 1039	4/11/2026	17.0	3.590	71.630	67.800	5.65%	1.350	26.936	25.100	7.31%	
				3600	38.57	37.82	2.00%	2.82	3.01	-6.40%													
				3800	38.20	37.59	1.63%	3.01	3.22	-6.39%													
SAR G	5/27/2025	Head	3900	3900	37.98	37.47	1.35%	3.11	3.32	-6.35%	5/27/2025	D3900V2 SN: 1102	10/24/2025	17.0	3.390	67.639	69.300	-2.40%	1.210	24.143	24.100	0.18%	
				3800	38.20	37.59	1.63%	3.01	3.22	-6.39%													
				4000	37.85	37.36	1.31%	3.21	3.42	-6.34%													
SAR G	5/29/2025	Head	3900	3900	37.16	37.47	-0.84%	3.17	3.32	-4.42%	5/29/2025	D3900V2 SN: 1102	10/24/2025	17.0	3.600	71.829	69.300	3.65%	1.290	25.739	24.100	6.80%	
				3800	37.32	37.59	-0.71%	3.07	3.22	-4.62%													
				4000	37.00	37.36	-0.96%	3.28	3.42	-4.18%													
SAR G	5/29/2025	Head	3500	3500	37.81	37.93	-0.32%	2.77	2.91	-4.86%	5/29/2025	D3500V2 SN: 1060	2/7/2026	17.0	3.280	65.445	65.700	-0.39%	1.280	25.539	24.900	2.57%	
				3400	37.98	38.04	-0.17%	2.68	2.81	-4.64%													
				3600	37.66	37.82	-0.41%	2.87	3.01	-4.77%													
SAR G	5/29/2025	Head	3700	3700	37.50	37.70	-0.53%	2.97	3.12	-4.76%	5/29/2025	D3700V2 SN: 1039	4/11/2026	17.0	3.380	67.440	67.800	-0.53%	1.260	25.140	25.100	0.16%	
				3600	37.66	37.82	-0.41%	2.87	3.01	-4.87%													
				3800	37.32	37.59	-0.71%	3.07	3.22	-4.62%													
SAR G	6/2/2025	Head	3500	3500	38.65	37.93	1.90%	2.70	2.91	-7.27%	6/2/2025	D3500V2 SN: 1060	2/7/2026	17.0	3.260	65.046	65.700	-1.00%	1.290	25.739	24.900	3.37%	
				3400	38.85	38.04	2.12%	2.61	2.81	-7.09%													
				3600	38.54	37.82	1.92%	2.79	3.01	-7.43%													
SAR G	6/2/2025	Head	3700	3700	38.36	37.70	1.75%	2.88	3.12	-7.58%	6/3/2025	D3700V2 SN: 1039	4/11/2026	17.0	3.510	70.034	67.800	3.29%	1.340	26.737	25.100	6.52%	
				3600	38.54	37.82	1.92%	2.79	3.01	-7.43%													
				3800	38.20	37.59	1.63%	2.97	3.22	-7.72%													
SAR G	6/2/2025	Head	3900	3900	38.05	37.47	1.54%	3.07	3.32	-7.55%	6/3/2025	D3900V2 SN: 1102	10/24/2025	17.0	3.550	70.832	69.300	2.21%	1.300	25.938	24.100	7.63%	
				3800	38.20	37.59	1.63%	2.97	3.22	-7.72%													
				4000	37.88	37.36	1.39%	3.17	3.42	-7.40%													
SAR G	6/5/2025	Head	3500	3500	37.93	37.93	0.00%	2.69	2.91	-7.64%	6/5/2025	D3500V2 SN: 1060	2/7/2026	17.0	3.460	69.036	65.700	5.08%	1.360	27.136	24.900	8.98%	
				3400	38.10	38.04	0.15%	2.61	2.81	-7.09%													
				3600	37.76	37.82	-0.15%	2.78	3.01	-7.76%													
SAR G	6/5/2025	Head	3700	3700	37.57	37.70	-0.35%	2.87	3.12	-7.90%	6/5/2025	D3700V2 SN: 1039	4/11/2026	20.0	6.570	65.700	67.800	-3.10%	2.510	25.100	25.100	0.00%	
				3600	37.76	37.82	-0.15%	2.78	3.01	-7.76%													
				3800	37.42	37.59	-0.45%	2.96	3.22	-8.03%													
SAR G	6/5/2025	Head	3900	3900	37.29	37.47	-0.49%	3.06	3.32	-7.86%	6/6/2025	D3900V2 SN: 1102	10/24/2025	20.0	7.300	73.000	69.300	5.34%	2.640	26.400	24.100	9.54%	
				3800	37.42	37.59	-0.45%	2.96	3.22	-8.00%													
				4000	37.10	37.36	-0.69%	3.16	3.42	-7.72%													
SAR G	6/10/2025	Head	3500	3500	38.31	37.93	1.00%	2.77	2.91	-4.97%	6/10/2025	D3500V2 SN: 1060	2/7/2026	20.0	6.440	64.400	65.700	-1.98%	2.480	24.800	24.900	-0.40%	
				3400	38.50	38.04	1.20%	2.67	2.81	-4.92%													
				3600	38.12	37.82	0.81%	2.86	3.01	-5.17%													
SAR G	6/10/2025	Head	3700	3700	38.01	37.70	0.82%	2.95	3.12	-5.21%	6/10/2025	D3700V2 SN: 1039	4/11/2026	20.0	7.020	70.200	67.800	3.54%	2.640	26.400	25.100	5.18%	
				3600	38.12	37.82	0.81%	2.86	3.01	-5.17%													
				3800	37.81	37.59	0.59%	3.06	3.22	-4.89%													

This report shall not be reproduced without the written approval of UL Verification Services Inc.

Liquid Check											System Check												
SAR Lab	Date	Tissue Type	Band (MHz)	Freq. (MHz)	Relative Permittivity (cr)			Conductivity (σ)			Date	Dipole Type & Serial Number	Dipole Cal. Due Date	Input Power (dBm)	Measured results for 1-g SAR				Measured results for 10-g SAR				Plot No.
					Measured	Target	Delta	Measured	Target	Delta					Meas. Zoom Scan	Normalize to 1 W	Target (Ref. Value)	Delta ±10%	Meas. Zoom Scan	Normalize to 1 W	Target (Ref. Value)	Delta ±10%	
				3900	37.65	37.47	0.47%	3.16	3.32	-4.87%													
SAR G	6/10/2025	Head	3900	3800	37.81	37.59	0.59%	3.06	3.22	-4.89%	6/10/2025	D3900V2 SN: 1102	10/24/2025	20.0	6.310	63.100	69.300	-8.95%	2.300	23.000	24.100	-4.56%	
				4000	37.50	37.36	0.38%	3.26	3.42	-4.85%													
				3500	37.68	37.93	-0.66%	2.72	2.91	-6.72%													
SAR G	6/12/2025	Head	3500	3400	37.85	38.04	-0.51%	2.63	2.81	-6.49%	6/12/2025	D3500V2 SN: 1060	2/7/2026	17.0	3.040	60.656	65.700	-7.68%	1.170	23.345	24.900	-6.25%	
				3600	37.52	37.82	-0.78%	2.81	3.01	-6.70%													
				3700	37.36	37.70	-0.91%	2.91	3.12	-6.75%													
SAR G	6/12/2025	Head	3700	3600	37.52	37.82	-0.78%	2.81	3.01	-6.70%	6/12/2025	D3700V2 SN: 1039	4/11/2026	17.0	3.100	61.853	67.800	**-8.77%**	1.170	23.345	25.100	-6.99%	28
				3800	37.19	37.59	-1.06%	3.00	3.22	-6.70%													
				3900	37.04	37.47	-1.16%	3.10	3.32	-6.59%													
SAR G	6/12/2025	Head	3900	3800	37.19	37.59	-1.06%	3.00	3.22	-6.70%	6/12/2025	D3900V2 SN: 1102	10/24/2025	17.0	3.140	62.651	69.300	**-9.59%**	1.110	22.147	24.100	-8.10%	29
				4000	36.87	37.36	-1.31%	3.20	3.42	-6.43%													
				3500	36.93	37.93	-2.64%	2.82	2.91	-3.15%													
SAR G	6/16/2025	Head	3500	3400	37.11	38.04	-2.45%	2.73	2.81	-2.82%	6/16/2025	D3500V2 SN: 1060	2/7/2026	20.0	6.470	64.700	65.700	-1.52%	2.510	25.100	24.900	0.80%	
				3600	36.77	37.82	-2.76%	2.92	3.01	-3.22%													
				3700	36.64	37.70	-2.82%	3.02	3.12	-3.18%													
SAR G	6/16/2025	Head	3700	3600	36.77	37.82	-2.76%	2.92	3.01	-3.22%	6/16/2025	D3700V2 SN: 1039	4/11/2026	20.0	7.050	70.500	67.800	3.98%	2.630	26.300	25.100	4.78%	
				3800	36.41	37.59	-3.13%	3.12	3.22	-3.15%													
				3900	36.24	37.47	-3.29%	3.22	3.32	-3.07%													
SAR G	6/16/2025	Head	3900	3800	36.41	37.59	-3.13%	3.12	3.22	-3.15%	6/16/2025	D3900V2 SN: 1102	10/24/2025	20.0	6.880	68.800	69.300	-0.72%	2.420	24.200	24.100	0.41%	
				4000	36.03	37.36	-3.56%	3.32	3.42	-3.04%													
				3500	37.35	37.93	-1.53%	2.71	2.91	-6.99%													
SAR G	6/19/2025	Head	3500	3400	37.53	38.04	-1.35%	2.63	2.81	-6.24%	6/19/2025	D3500V2 SN: 1060	2/7/2026	20.0	5.920	59.200	65.700	**-9.89%**	2.310	23.100	24.900	-7.23%	30
				3600	37.15	37.82	-1.76%	2.81	3.01	-6.93%													
				3700	36.94	37.70	-2.02%	2.90	3.12	-6.91%													
SAR G	6/19/2025	Head	3700	3600	37.15	37.82	-1.76%	2.81	3.01	-6.93%	6/19/2025	D3700V2 SN: 1039	4/11/2026	20.0	6.300	63.000	67.800	-7.08%	2.360	23.600	25.100	-5.98%	
				3800	36.80	37.59	-2.09%	2.99	3.22	-7.07%													
				3900	36.66	37.47	-2.17%	3.09	3.32	-6.92%													
SAR G	6/19/2025	Head	3900	3800	36.80	37.59	-2.09%	2.99	3.22	-7.07%	6/19/2025	D3900V2 SN: 1102	10/24/2025	20.0	7.450	74.500	69.300	7.50%	2.640	26.400	24.100	9.54%	
				4000	36.46	37.36	-2.41%	3.19	3.42	-6.69%													
				3500	38.00	37.93	0.19%	2.71	2.91	-6.99%													
SAR G	6/23/2025	Head	3500	3400	38.17	38.04	0.33%	2.62	2.81	-6.74%	6/23/2025	D3500V2 SN: 1060	2/7/2026	20.0	6.270	62.700	65.700	-4.57%	2.410	24.100	24.900	-3.21%	
				3600	37.86	37.82	0.12%	2.81	3.01	-6.93%													
				3700	37.70	37.70	0.00%	2.90	3.12	-7.00%													
SAR G	6/23/2025	Head	3700	3600	37.86	37.82	0.12%	2.81	3.01	-6.93%	6/23/2025	D3700V2 SN: 1039	4/11/2026	20.0	6.730	67.300	67.800	-0.74%	2.520	25.200	25.100	0.40%	
				3800	37.53	37.59	-0.15%	3.00	3.22	-6.73%													
				3900	37.36	37.47	-0.30%	3.08	3.32	-7.31%													
SAR G	6/23/2025	Head	3900	3800	37.53	37.59	-0.15%	3.00	3.22	-6.73%	6/23/2025	D3900V2 SN: 1102	10/24/2025	20.0	6.360	63.600	69.300	-8.23%	2.240	22.400	24.100	-7.05%	
				4000	37.23	37.36	-0.35%	3.17	3.42	-7.43%													
				3500	36.62	37.93	-3.45%	2.76	2.91	-5.10%													
SAR G	6/26/2025	Head	3500	3400	36.92	38.04	-2.95%	2.65	2.81	-5.85%	6/26/2025	D3500V2 SN: 1011	4/17/2026	17.0	3.300	65.844	65.600	**0.37%**	1.280	25.539	24.700	3.40%	31
				3600	36.44	37.82	-3.64%	2.82	3.01	-6.47%													
				3700	36.37	37.70	-3.53%	2.93	3.12	-5.88%													
SAR G	6/26/2025	Head	3700	3600	36.44	37.82	-3.64%	2.82	3.01	-6.47%	6/26/2025	D3700V2 SN: 1039	4/11/2026	17.0	3.360	67.041	67.800	-1.12%	1.260	25.140	25.100	0.16%	
				3800	36.14	37.59	-3.85%	3.04	3.22	-5.67%													
				3900	35.89	37.47	-4.23%	3.11	3.32	-6.23%													
SAR G	6/26/2025	Head	3900	3800	36.14	37.59	-3.85%	3.04	3.22	-5.67%	6/26/2025	D3900V2 SN: 1102	10/24/2025	17.0	3.220	64.247	69.300	-7.29%	1.150	22.946	24.100	-4.79%	
				4000	35.89	37.36	-3.93%	3.20	3.42	-6.40%													
				3500	37.32	37.93	-1.61%	2.69	2.91	-7.47%													
SAR G	6/30/2025	Head	3500	3400	37.50	38.04	-1.43%	2.61	2.81	-7.20%	7/1/2025	D3500V2 SN: 1060	2/7/2026	17.0	3.030	60.456	65.700	-7.98%	1.170	23.345	24.900	-6.25%	
				3600	37.16	37.82	-1.73%	2.78	3.01	-7.73%													
				3700	37.00	37.70	-1.86%	2.88	3.12	-7.71%													
SAR G	6/30/2025	Head	3700	3600	37.16	37.82	-1.73%	2.78	3.01	-7.73%	7/1/2025	D3700V2 SN: 1039	4/11/2026	17.0	3.340	66.642	67.800	-1.71%	1.250	24.941	25.100	-0.63%	
				3800	36.84	37.59	-1.99%	2.97	3.22	-7.72%													
				3900	36.66	37.47	-2.17%	3.07	3.32	-7.55%													
SAR G	6/30/2025	Head	3900	3800	36.84	37.59	-1.99%	2.97	3.22	-7.72%	7/1/2025	D3900V2 SN: 1102	10/24/2025	17.0	3.220	64.247	69.300	-7.29%	1.150	22.946	24.100	-4.79%	
				4000	36.52	37.36	-2.25%	3.17	3.42	-7.31%													
				2450	39.19	39.20	-0.03%	1.80	1.80	0.11%													
SAR G	7/1/2025	Head	2450	2400	39.24	39.30	-0.14%	1.76	1.75	0.53%	7/1/2025	D2450V2 SN: 706	1/20/2026	17.0	2.630	52.475	52.300	0.34%	1.240	24.741	24.500	0.98%	
				2500	39.07	39.14	-0.17%	1.85	1.85	-0.33%													
				3500	38.27	37.93	0.90%	2.71	2.91	-6.89%													
SAR G	7/3/2025	Head	3500	3400	38.43	38.04	1.02%	2.62	2.81	-6.74%	7/3/2025	D3500V2 SN: 1060	2/7/2026	20.0	6.250	62.500	65.700	-4.87%	2.420	24.200	24.900	-2.81%	
				3600	38.09	37.82	0.73%	2.80	3.01	-7.03%													
				3700	37.93	37.70	0.61%	2.90	3.12	-7.07%													
SAR G	7/3/2025	Head	3700	3600	38.09	37.82	0.73%	2.80	3.01	-7.03%	7/3/2025	D3700V2 SN: 1039	4/11/2026	20.0	6.460	64.600	67.800	-4.72%	2.430	24.300	25.100	-3.19%	
				3800	37.77	37.59	0.49%	2.99	3.22	-7.01%													
				3900	37.61	37.47	0.36%	3.10	3.32	-6.80%													
SAR G	7/3/2025	Head	3900	3800	37.77	37.59	0.49%	2.99	3.22	-7.10%	7/3/2025	D3900V2 SN: 1102	10/24/2025	20.0	6.650	66.500	69.300	-4.04%	2.370	23.700	24.100	-1.66%	
				4000	37.46	37.36	0.27%	3.20	3.42	-6.58%													
				2450	40.12	39.20	2.35%	1.79	1.80	-0.61%													
SAR G	7/3/2025	Head	2450	2400	40.19	39.30	2.27%	1.75	1.75	-0.38%	7/3/2025	D2450V2 SN: 706	1/20/2026	20.0	5.080	50.800	52.300	**-2.87%**	2.390	23.900	24.500	-2.45%	32
				2500	40.03	39.14	2.28%	1.83	1.85	-1.46%													

This report shall not be reproduced without the written approval of UL Verification Services Inc.

Liquid Check											System Check												
SAR Lab	Date	Tissue Type	Band (MHz)	Freq. (MHz)	Relative Permittivity (εr)			Conductivity (σ)			Date	Dipole Type & Serial Number	Dipole Cal. Due Date	Input Power (dBm)	Measured results for 1-g SAR				Measured results for 10-g SAR				Plot No.
					Measured	Target	Delta	Measured	Target	Delta					Meas. Zoom Scan	Normalize to 1 W	Target (Ref. Value)	Delta ±10%	Meas. Zoom Scan	Normalize to 1 W	Target (Ref. Value)	Delta ±10%	
				3500	36.97	37.93	-2.53%	2.85	2.91	-2.22%													
SAR G	7/7/2025	Head	3500	3400	37.07	38.04	-2.56%	2.75	2.81	-2.07%	7/7/2025	D3500V2 SN: 1060	2/7/2026	20.0	6.090	60.900	65.700	-7.31%	2.370	23.700	24.900	-4.82%	
				3600	36.65	37.82	-3.08%	2.93	3.01	-2.75%													
				3700	36.50	37.70	-3.19%	3.02	3.12	-3.15%													
SAR G	7/7/2025	Head	3700	3600	36.65	37.82	-3.08%	2.93	3.01	-2.75%	7/7/2025	D3700V2 SN: 1039	4/11/2026	20.0	6.660	66.600	67.800	-1.77%	2.500	25.000	25.100	-0.40%	
				3800	36.29	37.59	-3.45%	3.12	3.22	-3.12%													
				3900	36.16	37.47	-3.50%	3.22	3.32	-3.16%													
SAR G	7/7/2025	Head	3900	3800	36.29	37.59	-3.45%	3.12	3.22	-3.12%	7/7/2025	D3900V2 SN: 1102	10/24/2025	20.0	6.640	66.400	69.300	-4.18%	2.370	23.700	24.100	-1.66%	
				4000	36.01	37.36	-3.61%	3.33	3.42	-2.84%													
				2600	38.93	39.01	-0.21%	2.03	1.96	3.51%													
SAR G	7/7/2025	Head	2600	2495	39.17	39.14	0.07%	1.94	1.85	4.94%	7/9/2025	D2600V2 SN: 1036	4/11/2026	17.0	2.610	52.076	55.400	-6.00%	1.190	23.744	24.900	-4.64%	
				2690	38.75	38.90	-0.38%	2.11	2.06	2.55%													
				3500	38.97	37.93	2.74%	2.73	2.91	-6.31%													
SAR G	7/11/2025	Head	3500	3400	39.24	38.04	3.14%	2.63	2.81	-6.38%	7/11/2025	D3500V2 SN: 1060	2/7/2026	20.0	6.220	62.200	65.700	-5.33%	2.410	24.100	24.900	-3.21%	
				3600	38.93	37.82	2.95%	2.80	3.01	-6.96%													
				3700	38.77	37.70	2.83%	2.90	3.12	-7.07%													
SAR G	7/11/2025	Head	3700	3600	38.93	37.82	2.95%	2.80	3.01	-6.96%	7/11/2025	D3700V2 SN: 1039	4/11/2026	20.0	6.580	65.800	67.800	-2.95%	2.470	24.700	25.100	-1.59%	
				3800	38.65	37.59	2.83%	2.99	3.22	-6.98%													
				3900	38.49	37.47	2.71%	3.09	3.32	-6.95%													
SAR G	7/11/2025	Head	3900	3800	38.65	37.59	2.83%	2.99	3.22	-6.98%	7/11/2025	D3900V2 SN: 1102	10/24/2025	20.0	6.550	65.500	69.300	-5.48%	2.330	23.300	24.100	-3.32%	
				4000	38.30	37.36	2.52%	3.18	3.42	-7.02%													
				2300	41.17	39.47	4.30%	1.72	1.66	3.14%													
SAR G	7/11/2025	Head	2300	2350	41.13	39.38	4.43%	1.76	1.71	3.00%	7/11/2025	D2300V2 SN: 1002	4/11/2026	20.0	4.830	48.300	48.700	**-0.82%**	2.350	23.500	23.800	-1.26%	33
				2400	40.95	39.30	4.21%	1.80	1.75	2.53%													
				2600	40.65	39.01	4.20%	1.96	1.96	-0.26%													
SAR G	7/11/2025	Head	2600	2495	40.83	39.14	4.31%	1.87	1.85	1.26%	7/11/2025	D2600V2 SN: 1036	4/11/2026	20.0	5.030	50.300	55.400	**-9.21%**	2.300	23.000	24.900	-7.63%	34
				2690	40.50	38.90	4.12%	2.03	2.06	-1.53%													
				3500	36.60	37.93	-3.51%	2.83	2.91	-2.97%													
SAR G	7/15/2025	Head	3500	3400	36.79	38.04	-3.30%	2.74	2.81	-2.54%	7/15/2025	D3500V2 SN: 1060	2/7/2026	20.0	6.640	66.400	65.700	1.07%	2.560	25.600	24.900	2.81%	
				3600	36.40	37.82	-3.74%	2.91	3.01	-3.41%													
				3700	36.21	37.70	-3.96%	3.00	3.12	-3.76%													
SAR G	7/15/2025	Head	3700	3600	36.40	37.82	-3.74%	2.91	3.01	-3.41%	7/15/2025	D3700V2 SN: 1039	4/11/2026	20.0	6.830	68.300	67.800	0.74%	2.560	25.600	25.100	1.99%	
				3800	36.01	37.59	-4.20%	3.09	3.22	-3.96%													
				3900	35.82	37.47	-4.41%	3.19	3.32	-4.09%													
SAR G	7/15/2025	Head	3900	3800	36.01	37.59	-4.20%	3.09	3.22	-3.96%	7/15/2025	D3900V2 SN: 1102	10/24/2025	20.0	6.700	67.000	69.300	-3.32%	2.390	23.900	24.100	-0.83%	
				4000	35.62	37.36	-4.66%	3.28	3.42	-4.30%													

This report shall not be reproduced without the written approval of UL Verification Services Inc.

Liquid Check											System Check												
SAR Lab	Date	Tissue Type	Band (MHz)	Freq. (MHz)	Relative Permittivity (εr)			Conductivity (σ)			Date	Dipole Type & Serial Number	Dipole Cal. Due Date	Input Power (dBm)	Measured results for 1-g SAR				Measured results for 10-g SAR				Plot No.
					Measured	Target	Delta	Measured	Target	Delta					Meas. Zoom Scan	Normalize to 1 W	Target (Ref. Value)	Delta ±10%	Meas. Zoom Scan	Normalize to 1 W	Target (Ref. Value)	Delta ±10%	
				3500	41.09	37.93	8.33%	2.70	2.91	-7.40%													
SAR H	5/13/2025	Head	3500	3400	41.26	38.04	8.45%	2.61	2.81	-7.20%	5/14/2025	D3500V2 SN: 1060	2/7/2026	17.0	2.980	59.459	65.700	-9.50%	1.170	23.345	24.900	-6.25%	
				3600	40.94	37.82	8.26%	2.79	3.01	-7.43%													
				3700	40.80	37.70	8.22%	2.89	3.12	-7.36%													
SAR H	5/13/2025	Head	3700	3600	40.94	37.82	8.26%	2.79	3.01	-7.43%	5/14/2025	D3700V2 SN: 1039	4/11/2026	17.0	3.230	64.447	67.800	-4.95%	1.230	24.542	25.100	-2.22%	
				3800	40.64	37.59	8.12%	2.99	3.22	-7.19%													
				3900	40.50	37.47	8.08%	3.09	3.32	-6.98%													
SAR H	5/13/2025	Head	3900	3800	40.64	37.59	8.12%	2.99	3.22	-7.19%	5/14/2025	D3900V2 SN: 1102	10/24/2025	17.0	3.130	62.452	69.300	-9.88%	1.130	22.546	24.100	-6.45%	
				4000	40.37	37.36	8.06%	3.20	3.42	-6.64%													
				2300	40.72	39.47	3.16%	1.57	1.66	-5.51%													
SAR H	5/12/2025	Head	2300	2350	40.64	39.38	3.19%	1.62	1.71	-5.02%	5/14/2025	D2300V2 SN: 1058	4/10/2026	17.0	2.310	46.091	47.800	**-3.58%**	1.140	22.746	23.100	-1.53%	35
				2400	40.55	39.30	3.19%	1.65	1.75	-5.97%													
				3700	40.47	37.70	7.34%	2.86	3.12	-8.25%													
SAR H	5/15/2025	Head	3700	3600	40.62	37.82	7.42%	2.76	3.01	-8.39%	5/15/2025	D3700V2 SN: 1039	4/11/2026	17.0	3.150	62.851	67.800	-7.30%	1.190	23.744	25.100	-5.40%	
				3800	40.32	37.59	7.27%	2.96	3.22	-8.03%													
				3500	40.76	37.93	7.46%	2.67	2.91	-8.43%													
SAR H	5/15/2025	Head	3500	3400	40.93	38.04	7.59%	2.58	2.81	-8.20%	5/15/2025	D3500V2 SN: 1011	4/17/2026	17.0	2.970	59.259	65.600	**-9.67%**	1.160	23.145	24.700	-6.30%	36
				3600	40.62	37.82	7.42%	2.76	3.01	-8.39%													
				3900	40.18	37.47	7.22%	3.06	3.32	-7.82%													
SAR H	5/15/2025	Head	3900	3800	40.32	37.59	7.27%	2.96	3.22	-8.03%	5/15/2025	D3900V2 SN: 1102	10/24/2025	17.0	3.160	63.050	69.300	-9.02%	1.130	22.546	24.100	-6.45%	
				4000	40.04	37.36	7.18%	3.17	3.42	-7.51%													
				3500	40.23	37.93	6.06%	2.70	2.91	-7.44%													
SAR H	5/19/2025	Head	3500	3400	40.40	38.04	6.19%	2.61	2.81	-7.24%	5/19/2025	D3500V2 SN: 1060	2/7/2026	20.0	6.260	62.600	65.700	-4.72%	2.460	24.600	24.900	-1.20%	
				3600	40.07	37.82	5.96%	2.79	3.01	-7.43%													
				3700	39.91	37.70	5.86%	2.89	3.12	-7.39%													
SAR H	5/19/2025	Head	3700	3600	40.07	37.82	5.96%	2.79	3.01	-7.43%	5/19/2025	D3700V2 SN: 1039	4/11/2026	20.0	6.490	64.900	67.800	-4.28%	2.460	24.600	25.100	-1.99%	
				3800	39.75	37.59	5.75%	2.99	3.22	-7.26%													
				3900	39.60	37.47	5.68%	3.09	3.32	-7.01%													
SAR H	5/19/2025	Head	3900	3800	39.75	37.59	5.75%	2.99	3.22	-7.26%	5/19/2025	D3900V2 SN: 1102	10/24/2025	20.0	6.410	64.100	69.300	-7.50%	2.320	23.200	24.100	-3.73%	
				4000	39.45	37.36	5.60%	3.19	3.42	-6.69%													
				3500	41.26	37.93	8.78%	2.71	2.91	-6.92%													
SAR H	5/23/2025	Head	3500	3400	41.43	38.04	8.90%	2.62	2.81	-6.74%	5/23/2025	D3500V2 SN: 1060	2/7/2026	20.0	6.240	62.400	65.700	-5.02%	2.450	24.500	24.900	-1.61%	
				3600	41.09	37.82	8.66%	2.81	3.01	-6.77%													
				3700	40.93	37.70	8.56%	2.91	3.12	-6.62%													
SAR H	5/23/2025	Head	3700	3600	41.09	37.82	8.66%	2.81	3.01	-6.77%	5/23/2025	D3700V2 SN: 1039	4/11/2026	20.0	6.540	65.400	67.800	-3.54%	2.510	25.100	25.100	0.00%	
				3800	40.78	37.59	8.49%	3.01	3.22	-6.48%													
				3900	40.63	37.47	8.42%	3.12	3.32	-6.05%													
SAR H	5/23/2025	Head	3900	3800	40.78	37.59	8.49%	3.01	3.22	-6.48%	5/23/2025	D3900V2 SN: 1102	10/24/2025	20.0	6.320	63.200	69.300	-8.80%	2.350	23.500	24.100	-2.49%	
				4000	40.48	37.36	8.35%	3.23	3.42	-5.64%													
				3700	40.51	37.70	7.45%	2.90	3.12	-6.94%													
SAR H	5/26/2025	Head	3700	3600	40.64	37.82	7.47%	2.80	3.01	-7.10%	5/26/2025	D3700V2 SN: 1039	4/11/2026	17.0	3.390	67.639	67.800	-0.24%	1.290	25.739	25.100	2.55%	
				3800	40.26	37.59	7.11%	2.99	3.22	-7.10%													
				3900	40.04	37.47	6.85%	3.09	3.32	-6.95%													
SAR H	5/26/2025	Head	3900	3800	40.26	37.59	7.11%	2.99	3.22	-7.10%	5/26/2025	D3900V2 SN: 1102	10/24/2025	17.0	3.360	67.041	69.300	-3.26%	1.210	24.143	24.100	0.18%	
				4000	39.89	37.36	6.77%	3.19	3.42	-6.81%													
				3500	40.76	37.93	7.46%	2.70	2.91	-7.27%													
SAR H	5/26/2026	Head	3500	3400	40.87	38.04	7.43%	2.60	2.81	-7.45%	5/26/2025	D3500V2 SN: 1060	2/7/2027	17.0	3.070	61.255	65.700	-6.77%	1.210	24.143	24.900	-3.04%	
				3600	40.64	37.82	7.47%	2.80	3.01	-7.10%													
				3700	40.25	37.70	6.76%	2.92	3.12	-6.20%													
SAR H	5/29/2025	Head	3700	3600	40.39	37.82	6.81%	2.82	3.01	-6.43%	5/29/2025	D3700V2 SN: 1039	4/11/2026	20.0	7.110	71.100	67.800	4.87%	2.700	27.000	25.100	7.57%	
				3800	40.09	37.59	6.66%	3.03	3.22	-5.95%													
				3500	40.53	37.93	6.86%	2.72	2.91	-6.51%													
SAR H	5/29/2025	Head	3500	3400	40.69	38.04	6.96%	2.63	2.81	-6.42%	5/29/2025	D3500V2 SN: 1060	2/7/2026	20.0	6.600	66.000	65.700	0.46%	2.590	25.900	24.900	4.02%	
				3600	40.39	37.82	6.81%	2.82	3.01	-6.43%													
				3900	39.94	37.47	6.58%	3.13	3.32	-5.69%													
SAR H	5/29/2025	Head	3900	3800	40.09	37.59	6.66%	3.03	3.22	-5.95%	5/29/2025	D3900V2 SN: 1102	10/24/2025	20.0	6.920	69.200	69.300	-0.14%	2.490	24.900	24.100	3.32%	
				4000	39.79	37.36	6.51%	3.24	3.42	-5.32%													
				3500	41.52	37.93	9.47%	2.70	2.91	-7.27%													
SAR H	6/3/2025	Head	3500	3400	41.71	38.04	9.64%	2.61	2.81	-7.09%	6/3/2025	D3500V2 SN: 1060	2/7/2026	17.0	3.190	63.649	65.700	-3.12%	1.260	25.140	24.900	0.97%	
				3600	41.42	37.82	9.53%	2.79	3.01	-7.43%													
				3700	41.25	37.70	9.41%	2.88	3.12	-7.58%													
SAR H	6/3/2025	Head	3700	3600	41.42	37.82	9.53%	2.79	3.01	-7.43%	6/3/2025	D3700V2 SN: 1039	4/11/2026	17.0	3.370	67.240	67.800	-0.83%	1.280	25.539	25.100	1.75%	
				3800	41.10	37.59	9.35%	2.98	3.22	-7.41%													
				3900	40.94	37.47	9.25%	3.08	3.32	-7.25%													
SAR H	6/3/2025	Head	3900	3800	41.10	37.59	9.35%	2.98	3.22	-7.41%	6/3/2025	D3900V2 SN: 1102	10/24/2025	17.0	3.320	66.243	69.300	-4.41%	1.200	23.943	24.100	-0.65%	
				4000	40.78	37.36	9.16%	3.19	3.42	-6.81%													
				3500	41.63	37.93	9.76%	2.68	2.91	-7.95%													
SAR H	6/5/2025	Head	3500	3400	41.80	38.04	9.87%	2.60	2.81	-7.59%	6/5/2025	D3500V2 SN: 1060	2/7/2026	17.0	3.010	60.057	65.700	-8.59%	1.170	23.345	24.900	-6.25%	
				3600	41.47	37.82	9.66%	2.78	3.01	-7.93%													
				3700	41.29	37.70	9.52%	2.87	3.12	-7.93%													
SAR H	6/5/2025	Head	3700	3600	41.47	37.82	9.66%	2.78	3.01	-7.93%	6/5/2025	D3700V2 SN: 1039	4/11/2026	17.0	3.190	63.649	67.800	-6.12%	1.200	23.943	25.100	-4.61%	
				3800	41.15	37.59	9.48%	2.97	3.22	-7.88%													
				3900	41.01	37.47	9.44%	3.07	3.32	-7.58%													
SAR H	6/5/2025	Head	3900	3800	41.15	37.59	9.48%	2.97	3.22	-7.88%	6/6/2025	D3900V2 SN: 1102	10/24/2025	20.0	6.500	65.000	69.300	-6.20%	2.320	23.200	24.100	-3.73%	
				4000	40.82	37.36	9.26%	3.17	3.42	-7.31%													
				3500	41.37	37.93	9.07%	2.71	2.91	-6.89%													
SAR H	6/7/2025	Head	3500	3400	41.54	38.04	9.19%	2.62	2.81	-6.63%	6/7/2025	D3500V2 SN: 1060	2/7/2026	17.0	2.970	59.259	65.700	**-9.80%**	1.150	22.946	24.900	-7.85%	37
				3600	41.22	37.82	9.00%	2.81	3.01	-6.80%													

This report shall not be reproduced without the written approval of UL Verification Services Inc.

Liquid Check											System Check												
SAR Lab	Date	Tissue Type	Band (MHz)	Freq. (MHz)	Relative Permittivity (cr)			Conductivity (σ)			Date	Dipole Type & Serial Number	Dipole Cal. Due Date	Input Power (dBm)	Measured results for 1-g SAR				Measured results for 10-g SAR				Plot No.
					Measured	Target	Delta	Measured	Target	Delta					Meas. Zoom Scan	Normalize to 1 W	Target (Ref. Value)	Delta ±10%	Meas. Zoom Scan	Normalize to 1 W	Target (Ref. Value)	Delta ±10%	
				3700	41.05	37.70	8.88%	2.91	3.12	-6.78%													
SAR H	6/7/2025	Head	3700	3600	41.22	37.82	9.00%	2.81	3.01	-6.80%	6/7/2025	D3700V2 SN: 1039	4/11/2026	17.0	3.160	63.050	67.800	-7.01%	1.190	23.744	25.100	-5.40%	
				3800	40.90	37.59	8.81%	3.01	3.22	-6.63%													
				3900	40.74	37.47	8.72%	3.10	3.32	-6.53%													
SAR H	6/7/2025	Head	3900	3800	40.90	37.59	8.81%	3.01	3.22	-6.63%	6/7/2025	D3900V2 SN: 1102	10/24/2025	17.0	3.130	62.452	69.300	-9.88%	1.120	22.347	24.100	-7.27%	
				4000	40.59	37.36	8.65%	3.21	3.42	-6.29%													
				3500	41.53	37.93	9.49%	2.68	2.91	-7.82%													
SAR H	6/10/2025	Head	3500	3400	41.69	38.04	9.58%	2.60	2.81	-7.56%	6/10/2025	D3500V2 SN: 1060	2/7/2026	20.0	6.130	61.300	65.700	-6.70%	2.380	23.800	24.900	-4.42%	
				3600	41.38	37.82	9.43%	2.79	3.01	-7.56%													
				3700	41.27	37.70	9.47%	2.88	3.12	-7.52%													
SAR H	6/10/2025	Head	3700	3600	41.38	37.82	9.43%	2.79	3.01	-7.56%	6/10/2025	D3700V2 SN: 1039	4/11/2026	20.0	6.430	64.300	67.800	-5.16%	2.430	24.300	25.100	-3.19%	
				3800	41.10	37.59	9.35%	2.98	3.22	-7.29%													
				3900	40.95	37.47	9.28%	3.09	3.32	-7.04%													
SAR H	6/10/2025	Head	3900	3800	41.10	37.59	9.35%	2.98	3.22	-7.29%	6/10/2025	D3900V2 SN: 1102	10/24/2025	20.0	6.620	66.200	69.300	-4.47%	2.360	23.600	24.100	-2.07%	
				4000	40.79	37.36	9.18%	3.20	3.42	-6.61%													
				3500	41.67	37.93	9.86%	2.70	2.91	-7.27%													
SAR H	6/12/2025	Head	3500	3400	41.83	38.04	9.95%	2.61	2.81	-7.16%	6/12/2025	D3500V2 SN: 1060	2/7/2026	17.0	3.070	61.255	65.700	-6.77%	1.190	23.744	24.900	-4.64%	
				3600	41.53	37.82	9.82%	2.80	3.01	-7.00%													
				3700	41.37	37.70	9.73%	2.90	3.12	-6.91%													
SAR H	6/12/2025	Head	3700	3600	41.53	37.82	9.82%	2.80	3.01	-7.00%	6/12/2025	D3700V2 SN: 1039	4/11/2026	17.0	3.200	63.848	67.800	-5.83%	1.200	23.943	25.100	-4.61%	
				3800	41.22	37.59	9.66%	3.01	3.22	-6.63%													
				3900	41.08	37.47	9.62%	3.11	3.32	-6.38%													
SAR H	6/12/2025	Head	3900	3800	41.22	37.59	9.66%	3.01	3.22	-6.63%	6/12/2025	D3900V2 SN: 1102	10/24/2025	17.0	3.130	62.452	69.300	**-9.88%**	1.120	22.347	24.100	-7.27%	38
				4000	40.92	37.36	9.53%	3.22	3.42	-6.05%													
				3500	40.67	37.93	7.22%	2.68	2.91	-7.85%													
SAR H	6/16/2025	Head	3500	3400	40.85	38.04	7.38%	2.60	2.81	-7.63%	6/16/2025	D3500V2 SN: 1060	2/7/2026	20.0	6.260	62.600	65.700	-4.72%	2.460	24.600	24.900	-1.20%	
				3600	40.52	37.82	7.15%	2.78	3.01	-7.89%													
				3700	40.36	37.70	7.05%	2.87	3.12	-7.93%													
SAR H	6/12/2025	Head	3700	3600	40.52	37.82	7.15%	2.78	3.01	-7.89%	6/16/2025	D3700V2 SN: 1039	4/11/2026	20.0	6.150	61.500	67.800	**-9.29%**	2.350	23.500	25.100	-6.37%	39
				3800	40.20	37.59	6.95%	2.97	3.22	-7.85%													
				3900	40.04	37.47	6.85%	3.07	3.32	-7.67%													
SAR H	6/12/2025	Head	3900	3800	40.20	37.59	6.95%	2.97	3.22	-7.85%	6/16/2025	D3900V2 SN: 1102	10/24/2025	17.0	3.170	63.250	69.300	-8.73%	1.140	22.746	24.100	-5.62%	
				4000	39.91	37.36	6.83%	3.17	3.42	-7.37%													
				3500	39.86	37.93	5.09%	2.72	2.91	-6.44%													
SAR H	6/17/2025	Head	3500	3400	40.10	38.04	5.41%	2.62	2.81	-6.67%	6/17/2025	D3500V2 SN: 1060	2/7/2026	20.0	6.010	60.100	65.700	-8.52%	2.360	23.600	24.900	-5.22%	
				3600	39.71	37.82	5.01%	2.81	3.01	-6.90%													
				3700	39.57	37.70	4.96%	2.90	3.12	-6.97%													
SAR H	6/17/2025	Head	3700	3600	39.71	37.82	5.01%	2.81	3.01	-6.90%	6/17/2025	D3700V2 SN: 1039	4/11/2026	20.0	6.160	61.600	67.800	-9.14%	2.340	23.400	25.100	-6.77%	
				3800	39.39	37.59	4.80%	3.01	3.22	-6.42%													
				3900	39.17	37.47	4.53%	3.11	3.32	-6.50%													
SAR H	6/17/2025	Head	3900	3800	39.39	37.59	4.80%	3.01	3.22	-6.42%	6/17/2025	D3900V2 SN: 1102	10/24/2025	20.0	6.360	63.600	69.300	-8.23%	2.290	22.900	24.100	-4.98%	
				4000	39.11	37.36	4.69%	3.21	3.42	-6.31%													
				3500	40.99	37.93	8.07%	2.73	2.91	-6.20%													
SAR H	6/20/2025	Head	3500	3400	41.19	38.04	8.27%	2.62	2.81	-6.59%	6/20/2025	D3500V2 SN: 1060	2/7/2026	20.0	6.120	61.200	65.700	-6.85%	2.380	23.800	24.900	-4.42%	
				3600	40.80	37.82	7.89%	2.82	3.01	-6.60%													
				3700	40.72	37.70	8.01%	2.91	3.12	-6.55%													
SAR H	6/20/2025	Head	3700	3600	40.80	37.82	7.89%	2.82	3.01	-6.60%	6/20/2025	D3700V2 SN: 1039	4/11/2026	20.0	6.380	63.800	67.800	-5.90%	2.400	24.000	25.100	-4.38%	
				3800	40.54	37.59	7.86%	3.03	3.22	-6.01%													
				3900	40.33	37.47	7.62%	3.13	3.32	-5.87%													
SAR H	6/20/2025	Head	3900	3800	40.54	37.59	7.86%	3.03	3.22	-6.01%	6/20/2025	D3900V2 SN: 1102	10/24/2025	20.0	6.430	64.300	69.300	-7.22%	2.290	22.900	24.100	-4.98%	
				4000	40.26	37.36	7.76%	3.22	3.42	-5.85%													
				3500	41.43	37.93	9.23%	2.71	2.91	-7.03%													
SAR H	6/24/2025	Head	3500	3400	41.61	38.04	9.37%	2.62	2.81	-6.77%	6/23/2025	D3500V2 SN: 1060	2/7/2026	20.0	6.200	62.000	65.700	-5.63%	2.370	23.700	24.900	-4.82%	
				3600	41.31	37.82	9.24%	2.81	3.01	-6.90%													
				3700	41.19	37.70	9.25%	2.90	3.12	-6.91%													
SAR H	6/24/2025	Head	3700	3600	41.31	37.82	9.24%	2.81	3.01	-6.90%	6/23/2025	D3700V2 SN: 1039	4/11/2026	20.0	6.220	62.200	67.800	-8.26%	2.330	23.300	25.100	-7.17%	
				3800	41.04	37.59	9.19%	3.01	3.22	-6.36%													
				3500	39.50	37.93	4.14%	2.70	2.91	-7.27%													
SAR H	6/26/2025	Head	3500	3400	39.70	38.04	4.35%	2.61	2.81	-7.20%	6/26/2025	D3500V2 SN: 1060	2/7/2026	20.0	6.170	61.700	65.700	-6.09%	2.400	24.000	24.900	-3.61%	
				3600	39.33	37.82	4.00%	2.78	3.01	-7.73%													
				3700	39.19	37.70	3.95%	2.88	3.12	-7.48%													
SAR H	6/26/2025	Head	3700	3600	39.33	37.82	4.00%	2.78	3.01	-7.73%	6/26/2025	D3700V2 SN: 1039	4/11/2026	20.0	6.290	62.900	67.800	-7.23%	2.360	23.600	25.100	-5.98%	
				3800	39.03	37.59	3.84%	2.98	3.22	-7.44%													
				3900	38.86	37.47	3.70%	3.08	3.32	-7.40%													
SAR H	6/26/2025	Head	3900	3800	39.03	37.59	3.84%	2.98	3.22	-7.44%	6/26/2025	D3900V2 SN: 1102	10/24/2025	20.0	6.350	63.500	69.300	-8.37%	2.260	22.600	24.100	-6.22%	
				4000	38.76	37.36	3.75%	3.18	3.42	-7.16%													
				3500	40.37	37.93	6.43%	2.72	2.91	-6.58%													
SAR H	7/1/2025	Head	3500	3400	40.57	38.04	6.64%	2.62	2.81	-6.92%	6/30/2025	D3500V2 SN: 1060	2/7/2026	20.0	6.080	60.800	65.700	-7.46%	2.370	23.700	24.900	-4.82%	
				3600	40.22	37.82	6.36%	2.79	3.01	-7.33%													
				3700	40.10	37.70	6.36%	2.90	3.12	-6.94%													
SAR H	7/1/2025	Head	3700	3600	40.22	37.82	6.36%	2.79	3.01	-7.33%	6/30/2025	D3700V2 SN: 1039	4/11/2026	20.0	6.360	63.600	67.800	-6.19%	2.400	24.000	25.100	-4.38%	
				3800	39.94	37.59	6.26%	3.00	3.22	-6.67%													

This report shall not be reproduced without the written approval of UL Verification Services Inc.

Liquid Check											System Check												
SAR Lab	Date	Tissue Type	Band (MHz)	Freq. (MHz)	Relative Permittivity (cr)			Conductivity (σ)			Date	Dipole Type & Serial Number	Dipole Cal. Due Date	Input Power (dBm)	Measured results for 1-g SAR				Measured results for 10-g SAR				Plot No.
					Measured	Target	Delta	Measured	Target	Delta					Meas. Zoom Scan	Normalize to 1 W	Target (Ref. Value)	Delta ±10%	Meas. Zoom Scan	Normalize to 1 W	Target (Ref. Value)	Delta ±10%	
				3900	39.73	37.47	6.02%	3.10	3.32	-6.68%													
SAR H	7/1/2025	Head	3900	3800	39.94	37.59	6.26%	3.00	3.22	-6.67%	6/30/2025	D3900V2 SN: 1102	10/24/2025	20.0	6.380	63.800	69.300	-7.94%	2.280	22.800	24.100	-5.39%	
				4000	39.66	37.36	6.16%	3.20	3.42	-6.52%													
				3500	41.13	37.93	8.44%	2.69	2.91	-7.61%													
SAR H	7/4/2025	Head	3500	3400	41.28	38.04	8.51%	2.60	2.81	-7.41%	7/4/2025	D3500V2 SN: 1060	2/7/2026	17.0	3.080	61.454	65.700	-6.46%	1.200	23.943	24.900	-3.84%	
				3600	40.99	37.82	8.39%	2.78	3.01	-7.73%													
				3700	40.84	37.70	8.32%	2.88	3.12	-7.74%													
SAR H	7/4/2025	Head	3700	3600	40.99	37.82	8.39%	2.78	3.01	-7.73%	7/4/2025	D3700V2 SN: 1039	4/11/2026	17.0	3.130	62.452	67.800	-7.89%	1.180	23.544	25.100	-6.20%	
				3800	40.69	37.59	8.25%	2.97	3.22	-7.60%													
				3900	40.54	37.47	8.18%	3.08	3.32	-7.37%													
SAR H	7/4/2025	Head	3900	3800	40.69	37.59	8.25%	2.97	3.22	-7.60%	7/4/2025	D3900V2 SN: 1102	10/24/2025	17.0	3.160	63.050	69.300	-9.02%	1.130	22.546	24.100	-6.45%	
				4000	40.40	37.36	8.14%	3.18	3.42	-7.16%													
				3500	41.48	37.93	9.36%	2.71	2.91	-6.82%													
SAR H	7/8/2025	Head	3500	3400	41.67	38.04	9.53%	2.62	2.81	-6.70%	7/8/2025	D3500V2 SN: 1060	2/7/2026	17.0	3.010	60.057	65.700	-8.59%	1.180	23.544	24.900	-5.45%	
				3600	41.31	37.82	9.24%	2.81	3.01	-6.83%													
				3700	41.15	37.70	9.15%	2.90	3.12	-6.84%													
SAR H	7/8/2025	Head	3700	3600	41.31	37.82	9.24%	2.81	3.01	-6.83%	7/8/2025	D3700V2 SN: 1039	4/11/2026	17.0	3.340	66.642	67.800	-1.71%	1.270	25.340	25.100	0.96%	
				3800	41.00	37.59	9.08%	3.01	3.22	-6.63%													
				3900	40.85	37.47	9.01%	3.11	3.32	-6.29%													
SAR H	7/8/2025	Head	3900	3800	41.00	37.59	9.08%	3.01	3.22	-6.63%	7/8/2025	D3900V2 SN: 1102	10/24/2025	17.0	3.320	66.243	69.300	-4.41%	1.200	23.943	24.100	-0.65%	
				4000	40.69	37.36	8.92%	3.22	3.42	-5.94%													
				3500	40.85	37.93	7.70%	2.71	2.91	-6.96%													
SAR H	7/12/2025	Head	3500	3400	41.02	38.04	7.82%	2.62	2.81	-6.81%	7/12/2025	D3500V2 SN: 1060	2/7/2026	17.0	3.160	63.050	65.700	-4.03%	1.250	24.941	24.900	0.16%	
				3600	40.70	37.82	7.63%	2.80	3.01	-7.06%													
				3700	40.54	37.70	7.53%	2.90	3.12	-7.07%													
SAR H	7/12/2025	Head	3700	3600	40.70	37.82	7.63%	2.80	3.01	-7.06%	7/12/2025	D3700V2 SN: 1039	4/11/2026	17.0	3.170	63.250	67.800	-6.71%	1.220	24.342	25.100	-3.02%	
				3800	40.39	37.59	7.46%	2.99	3.22	-6.98%													
				3900	40.24	37.47	7.38%	3.10	3.32	-6.77%													
SAR H	7/12/2025	Head	3900	3800	40.39	37.59	7.46%	2.99	3.22	-6.98%	7/12/2025	D3900V2 SN: 1102	10/24/2025	17.0	3.160	63.050	69.300	-9.02%	1.170	23.345	24.100	-3.13%	
				4000	40.09	37.36	7.31%	3.20	3.42	-6.52%													
				3500	38.76	37.93	2.19%	2.78	2.91	-4.62%													
SAR H	7/15/2025	Head	3500	3400	38.96	38.04	2.41%	2.68	2.81	-4.49%	7/15/2025	D3500V2 SN: 1060	2/7/2026	17.0	3.440	68.637	65.700	4.47%	1.370	27.335	24.900	9.78%	
				3600	38.57	37.82	2.00%	2.86	3.01	-5.27%													
				3700	38.39	37.70	1.83%	2.94	3.12	-5.72%													
SAR H	7/15/2025	Head	3700	3600	38.57	37.82	2.00%	2.86	3.01	-5.27%	7/15/2025	D3700V2 SN: 1039	4/11/2026	17.0	3.540	70.632	67.800	4.18%	1.360	27.136	25.100	8.11%	
				3800	38.23	37.59	1.71%	3.03	3.22	-5.76%													
				3900	38.03	37.47	1.49%	3.12	3.32	-5.93%													
SAR H	7/15/2025	Head	3900	3800	38.23	37.59	1.71%	3.03	3.22	-5.76%	7/15/2025	D3900V2 SN: 1102	10/24/2025	17.0	3.430	68.437	69.300	-1.24%	1.260	25.140	24.100	4.32%	
				4000	37.86	37.36	1.34%	3.21	3.42	-6.29%													

This report shall not be reproduced without the written approval of UL Verification Services Inc.

Liquid Check											System Check											
SAR Lab	Date	Tissue Type	Band (MHz)	Freq. (MHz)	Relative Permittivity (cr)			Conductivity (σ)			Date	Dipole Type & Serial Number	Dipole Cal. Due Date	Input Power (dBm)	Measured results for 1-g SAR				Measured results for 10-g SAR				Plot No.
					Measured	Target	Delta	Measured	Target	Delta					Meas. Zoom Scan	Normalize to 1 W	Target (Ref. Value)	Delta ±10%	Meas. Zoom Scan	Normalize to 1 W	Target (Ref. Value)	Delta ±10%	
SAR I	5/14/2025	Head	2300	2300	38.62	39.47	-2.16%	1.61	1.66	-3.53%	5/15/2025	D2300V2 SN: 1002	4/11/2026	17.0	2.210	44.095	48.700	**-9.46%**	1.090	21.748	23.800	-8.62%	40
				2350	38.52	39.38	-2.20%	1.65	1.71	-3.61%													
				2400	38.44	39.30	-2.18%	1.68	1.75	-4.09%													
SAR I	5/18/2025	Head	2300	2300	40.33	39.47	2.17%	1.61	1.66	-3.17%	5/18/2025	D2300V2 SN: 1058	4/10/2026	17.0	2.270	45.292	47.800	**-5.25%**	1.110	22.147	23.100	-4.12%	41
				2350	40.18	39.38	2.02%	1.64	1.71	-3.73%													
				2400	40.13	39.30	2.12%	1.68	1.75	-4.03%													
SAR I	5/18/2025	Head	2600	2600	39.78	39.01	1.97%	1.83	1.96	-6.84%	5/18/2025	D2600V2 SN: 1006	10/13/2025	20.0	5.230	52.300	56.100	**-6.77%**	2.390	23.900	25.400	-5.91%	42
				2495	39.97	39.14	2.11%	1.75	1.85	-5.44%													
				2690	39.66	38.90	1.96%	1.89	2.06	-8.03%													
SAR I	5/22/2025	Head	3500	3500	40.42	37.93	6.57%	2.68	2.91	-7.82%	5/22/2025	D3500V2 SN: 1011	4/17/2026	20.0	6.340	63.400	65.600	-3.35%	2.480	24.800	24.700	0.40%	
				3400	40.59	38.04	6.69%	2.59	2.81	-7.66%													
				3600	40.27	37.82	6.49%	2.78	3.01	-7.76%													
SAR I	5/22/2025	Head	3700	3700	40.11	37.70	6.39%	2.88	3.12	-7.74%	5/22/2025	D3700V2 SN: 1039	4/11/2026	20.0	6.420	64.200	67.800	-5.31%	2.440	24.400	25.100	-2.79%	
				3600	40.27	37.82	6.49%	2.78	3.01	-7.76%													
				3800	39.96	37.59	6.31%	2.97	3.22	-7.63%													
SAR I	5/22/2025	Head	3900	3900	39.80	37.47	6.21%	3.08	3.32	-7.34%	5/22/2025	D3900V2 SN: 1102	10/24/2025	20.0	6.860	68.600	69.300	-1.01%	2.450	24.500	24.100	1.66%	
				3800	39.96	37.59	6.31%	2.97	3.22	-7.63%													
				4000	39.66	37.36	6.16%	3.18	3.42	-6.99%													
SAR I	5/26/2025	Head	3500	3500	39.53	37.93	4.22%	2.66	2.91	-8.81%	5/26/2025	D3500V2 SN: 1011	4/17/2026	20.0	6.420	64.200	65.600	-2.13%	2.510	25.100	24.700	1.62%	
				3400	39.64	38.04	4.20%	2.56	2.81	-8.77%													
				3600	39.41	37.82	4.22%	2.75	3.01	-8.69%													
SAR I	5/26/2025	Head	3700	3700	39.27	37.70	4.16%	2.85	3.12	-8.41%	5/27/2025	D3700V2 SN: 1039	4/11/2026	20.0	6.790	67.900	67.800	0.15%	2.600	26.000	25.100	3.59%	
				3600	39.41	37.82	4.22%	2.75	3.01	-8.69%													
				3800	39.02	37.59	3.81%	2.95	3.22	-8.47%													
SAR I	5/26/2025	Head	3900	3900	38.80	37.47	3.54%	3.04	3.32	-8.37%	5/26/2025	D3900V2 SN: 1102	10/24/2025	20.0	6.850	68.500	69.300	-1.15%	2.450	24.500	24.100	1.66%	
				3800	39.02	37.59	3.81%	2.95	3.22	-8.47%													
				4000	38.65	37.36	3.46%	3.14	3.42	-8.33%													
SAR I	5/29/2025	Head	3500	3500	40.59	37.93	7.01%	2.74	2.91	-6.03%	5/29/2025	D3500V2 SN: 1011	4/17/2026	20.0	6.320	63.200	65.600	-3.66%	2.460	24.600	24.700	-0.40%	
				3400	40.76	38.04	7.14%	2.64	2.81	-5.99%													
				3600	40.44	37.82	6.94%	2.83	3.01	-5.97%													
SAR I	5/29/2025	Head	3700	3700	40.30	37.70	6.89%	2.94	3.12	-5.78%	5/29/2025	D3700V2 SN: 1039	4/11/2026	17.0	3.210	64.048	67.800	-5.53%	1.210	24.143	25.100	-3.81%	
				3600	40.44	37.82	6.94%	2.83	3.01	-5.97%													
				3800	40.14	37.59	6.79%	3.04	3.22	-5.45%													
SAR I	5/29/2025	Head	3900	3900	39.97	37.47	6.66%	3.15	3.32	-5.21%	5/29/2025	D3900V2 SN: 1102	10/24/2025	17.0	3.160	63.050	69.300	-9.02%	1.130	22.546	24.100	-6.45%	
				3800	40.14	37.59	6.79%	3.04	3.22	-5.55%													
				4000	39.83	37.36	6.61%	3.26	3.42	-4.91%													
SAR I	6/3/2025	Head	3500	3500	41.51	37.93	9.44%	2.73	2.91	-6.31%	6/2/2025	D3500V2 SN: 1011	4/17/2026	17.0	3.040	60.656	65.600	**-7.54%**	1.180	23.544	24.700	-4.68%	43
				3400	41.70	38.04	9.61%	2.64	2.81	-6.13%													
				3600	41.41	37.82	9.51%	2.83	3.01	-6.23%													
SAR I	6/3/2025	Head	3700	3700	41.23	37.70	9.36%	2.92	3.12	-6.46%	6/2/2025	D3700V2 SN: 1039	4/11/2026	17.0	3.240	64.646	67.800	-4.65%	1.220	24.342	25.100	-3.02%	
				3600	41.41	37.82	9.51%	2.83	3.01	-6.23%													
				3800	41.07	37.59	9.27%	3.02	3.22	-6.32%													
SAR I	6/3/2025	Head	3900	3900	40.90	37.47	9.14%	3.12	3.32	-6.05%	6/2/2025	D3900V2 SN: 1102	10/24/2025	17.0	3.200	63.848	69.300	-7.87%	1.140	22.746	24.100	-5.62%	
				3800	41.07	37.59	9.27%	3.02	3.22	-6.32%													
				4000	40.73	37.36	9.02%	3.23	3.42	-5.70%													
SAR I	6/5/2025	Head	3500	3500	41.16	37.93	8.52%	2.70	2.91	-7.13%	6/5/2025	D3500V2 SN: 1060	2/7/2026	20.0	5.980	59.800	65.700	-8.98%	2.320	23.200	24.900	-6.83%	
				3400	41.33	38.04	8.64%	2.62	2.81	-6.77%													
				3600	41.01	37.82	8.45%	2.79	3.01	-7.30%													
SAR I	6/5/2025	Head	3700	3700	40.86	37.70	8.38%	2.88	3.12	-7.45%	6/5/2025	D3700V2 SN: 1039	4/11/2026	20.0	6.110	61.100	67.800	**-9.88%**	2.290	22.900	25.100	-8.76%	44
				3600	41.01	37.82	8.45%	2.79	3.01	-7.30%													
				3800	40.70	37.59	8.28%	2.98	3.22	-7.44%													
SAR I	6/5/2025	Head	3900	3900	40.54	37.47	8.18%	3.08	3.32	-7.31%	6/5/2025	D3900V2 SN: 1102	10/24/2025	20.0	6.280	62.800	69.300	**-9.38%**	2.230	22.300	24.100	-7.47%	45
				3800	40.70	37.59	8.28%	2.98	3.22	-7.44%													
				4000	40.39	37.36	8.11%	3.18	3.42	-7.10%													
SAR I	6/7/2025	Head	3700	3700	41.28	37.70	9.49%	2.98	3.12	-4.31%	6/7/2025	D3700V2 SN: 1039	4/11/2026	20.0	6.400	64.000	67.800	-5.60%	2.390	23.900	25.100	-4.78%	
				3600	41.45	37.82	9.61%	2.88	3.01	-4.38%													
				3800	41.11	37.59	9.37%	3.08	3.22	-4.18%													
SAR I	6/9/2025	Head	3500	3500	41.37	37.93	9.07%	2.70	2.91	-7.40%	6/9/2025	D3500V2 SN: 1060	2/7/2026	20.0	5.960	59.600	65.700	**-9.28%**	2.310	23.100	24.900	-7.23%	46
				3400	41.53	38.04	9.16%	2.61	2.81	-6.95%													
				3600	41.23	37.82	9.03%	2.80	3.01	-7.20%													
SAR I	6/9/2025	Head	3700	3700	41.06	37.70	8.91%	2.89	3.12	-7.36%	6/9/2025	D3700V2 SN: 1039	4/11/2026	20.0	6.240	62.400	67.800	-7.96%	2.340	23.400	25.100	-6.77%	
				3600	41.23	37.82	9.03%	2.80	3.01	-7.20%													
				3800	40.89	37.59	8.79%	2.98	3.22	-7.32%													
SAR I	6/9/2025	Head	3900	3900	40.76	37.47	8.77%	3.09	3.32	-7.10%	6/9/2025	D3900V2 SN: 1102	10/24/2025	20.0	6.380	63.800	69.300	-7.94%	2.270	22.700	24.100	-5.81%	
				3800	40.89	37.59	8.79%	2.98	3.22	-7.32%													
				4000	40.59	37.36	8.65%	3.20	3.42	-6.61%													
SAR I	6/12/2025	Head	3500	3500	39.89	37.93	5.17%	2.72	2.91	-6.58%	6/12/2025	D3500V2 SN: 1060	2/7/2026	20.0	6.170	61.700	65.700	-6.09%	2.390	23.900	24.900	-4.02%	
				3400	40.13	38.04	5.48%	2.62	2.81	-6.74%													
				3600	39.74	37.82	5.09%	2.80	3.01	-7.06%													
SAR I	6/12/2025	Head	3700	3700	39.68	37.70	5.25%	2.90	3.12	-7.03%	6/12/2025	D3700V2 SN: 1039	4/11/2026	20.0	6.450	64.500	67.800	-4.87%	2.430	24.300	25.100	-3.19%	
				3600	39.74	37.82	5.09%	2.80	3.01	-7.06%													
				3800	39.48	37.59	5.04%	3.00	3.22	-6.67%													
SAR I	6/12/2025	Head	3900	3900	39.25	37.47	4.74%	3.10	3.32	-6.74%	6/12/2025	D3900V2 SN: 1102	10/24/2025	20.0	6.480	64.800	69.300	-6.49%	2.300	23.000	24.100	-4.56%	
				3800	39.48	37.59	5.04%	3.00	3.22	-6.67%													
				4000	39.18	37.36	4.87%	3.19	3.42	-6.69%													
SAR I	6/16/2025	Head	3500	3500	41.63	37.93	9.76%	2.84	2.91	-2.60%	6/16/2025	D3500V2 SN: 1060	2/7/2026	20.0	6.170	61.700	65.700	-6.09%	2.390	23.900	24.900	-4.02%	
				3400	41.82	38.04	9.93%	2.74	2.81	-2.47%													
				3600	41.48	37.82	9.69%	2.93	3.01	-2.65%													

This report shall not be reproduced without the written approval of UL Verification Services Inc.

Liquid Check											System Check												
SAR Lab	Date	Tissue Type	Band (MHz)	Freq. (MHz)	Relative Permittivity (εr)			Conductivity (σ)			Date	Dipole Type & Serial Number	Dipole Cal. Due Date	Input Power (dBm)	Measured results for 1-g SAR				Measured results for 10-g SAR				Plot No.
					Measured	Target	Delta	Measured	Target	Delta					Meas. Zoom Scan	Normalize to 1 W	Target (Ref. Value)	Delta ±10%	Meas. Zoom Scan	Normalize to 1 W	Target (Ref. Value)	Delta ±10%	
				3700	41.27	37.70	9.47%	3.03	3.12	-2.73%													
SAR I	6/16/2025	Head	3700	3600	41.48	37.82	9.69%	2.93	3.01	-2.65%	6/16/2025	D3700V2 SN: 1039	4/11/2026	17.0	3.190	63.649	67.800	-6.12%	1.190	23.744	25.100	-5.40%	
				3800	41.11	37.59	9.37%	3.14	3.22	-2.50%													
				3900	40.92	37.47	9.20%	3.24	3.32	-2.34%													
SAR I	6/16/2025	Head	3900	3800	41.11	37.59	9.37%	3.14	3.22	-2.50%	6/16/2025	D3900V2 SN: 1102	10/24/2025	20.0	6.400	64.000	69.300	-7.65%	2.270	22.700	24.100	-5.81%	
				4000	40.79	37.36	9.18%	3.36	3.42	-1.96%													
				3500	40.84	37.93	7.67%	2.73	2.91	-6.41%													
SAR I	6/19/2025	Head	3500	3400	41.02	38.04	7.82%	2.65	2.81	-5.78%	6/19/2025	D3500V2 SN: 1060	2/7/2026	20.0	6.060	60.600	65.700	-7.76%	2.340	23.400	24.900	-6.02%	
				3600	40.66	37.82	7.52%	2.83	3.01	-6.20%													
				3700	40.45	37.70	7.29%	2.93	3.12	-6.07%													
SAR I	6/19/2025	Head	3700	3600	40.66	37.82	7.52%	2.83	3.01	-6.10%	6/19/2025	D3700V2 SN: 1039	4/11/2026	20.0	6.290	62.900	67.800	-7.23%	2.350	23.500	25.100	-6.37%	
				3800	40.31	37.59	7.24%	3.02	3.22	-6.14%													
				3900	40.17	37.47	7.20%	3.13	3.32	-5.87%													
SAR I	6/19/2025	Head	3900	3800	40.31	37.59	7.24%	3.02	3.22	-6.14%	6/19/2025	D3900V2 SN: 1102	10/24/2025	20.0	6.390	63.900	69.300	-7.79%	2.270	22.700	24.100	-5.81%	
				4000	39.97	37.36	6.99%	3.24	3.42	-5.35%													
				3500	38.96	37.93	2.72%	2.68	2.91	-7.85%													
SAR I	6/23/2025	Head	3500	3400	39.17	38.04	2.96%	2.59	2.81	-7.98%	6/23/2025	D3500V2 SN: 1060	2/7/2026	20.0	6.220	62.200	65.700	-5.33%	2.430	24.300	24.900	-2.41%	
				3600	38.83	37.82	2.68%	2.77	3.01	-7.99%													
				3700	38.81	37.70	2.94%	2.87	3.12	-7.90%													
SAR I	6/23/2025	Head	3700	3600	38.83	37.82	2.68%	2.77	3.01	-7.99%	6/23/2025	D3700V2 SN: 1039	4/11/2026	20.0	6.390	63.900	67.800	-5.75%	2.410	24.100	25.100	-3.98%	
				3800	38.58	37.59	2.64%	2.98	3.22	-7.35%													
				3900	38.39	37.47	2.45%	3.06	3.32	-7.89%													
SAR I	6/23/2025	Head	3900	3800	38.58	37.59	2.64%	2.98	3.22	-7.35%	6/23/2025	D3900V2 SN: 1102	10/24/2025	20.0	6.510	65.100	69.300	-6.06%	2.330	23.300	24.100	-3.32%	
				4000	38.33	37.36	2.60%	3.14	3.42	-8.33%													
				3500	40.32	37.93	6.30%	2.65	2.91	-9.02%													
SAR I	6/26/2025	Head	3500	3400	40.44	38.04	6.30%	2.59	2.81	-7.81%	6/26/2025	D3500V2 SN: 1060	2/7/2026	17.0	3.040	60.656	65.700	-7.68%	1.180	23.544	24.900	-5.45%	
				3600	40.17	37.82	6.23%	2.79	3.01	-7.53%													
				3700	39.91	37.70	5.86%	2.87	3.12	-7.87%													
SAR I	6/26/2025	Head	3700	3600	40.17	37.82	6.23%	2.79	3.01	-7.53%	6/26/2025	D3700V2 SN: 1039	4/11/2026	17.0	3.200	63.848	67.800	-5.83%	1.200	23.943	25.100	-4.61%	
				3800	39.79	37.59	5.86%	2.95	3.22	-8.31%													
				3900	39.68	37.47	5.89%	3.08	3.32	-7.16%													
SAR I	6/26/2025	Head	3900	3800	39.79	37.59	5.86%	2.95	3.22	-8.31%	6/26/2025	D3900V2 SN: 1102	10/24/2025	17.0	3.290	65.644	69.300	-5.28%	1.170	23.345	24.100	-3.13%	
				4000	39.36	37.36	5.36%	3.19	3.42	-6.87%													
				3500	38.70	37.93	2.03%	2.75	2.91	-5.52%													
SAR I	7/1/2025	Head	3500	3400	38.86	38.04	2.15%	2.67	2.81	-5.10%	7/1/2025	D3500V2 SN: 1060	2/7/2026	20.0	6.150	61.500	65.700	-6.39%	2.350	23.500	24.900	-5.62%	
				3600	38.55	37.82	1.94%	2.85	3.01	-5.57%													
				3700	38.39	37.70	1.83%	2.94	3.12	-5.75%													
SAR I	7/1/2025	Head	3700	3600	38.55	37.82	1.94%	2.85	3.01	-5.57%	7/1/2025	D3700V2 SN: 1039	4/11/2026	20.0	6.390	63.900	67.800	-5.75%	2.370	23.700	25.100	-5.58%	
				3800	38.23	37.59	1.71%	3.03	3.22	-5.73%													
				3900	38.07	37.47	1.59%	3.13	3.32	-5.69%													
SAR I	7/1/2025	Head	3900	3800	38.32	37.59	1.95%	3.03	3.22	-5.73%	7/1/2025	D3900V2 SN: 1102	10/24/2025	20.0	6.600	66.000	69.300	-4.76%	2.320	23.200	24.100	-3.73%	
				4000	37.92	37.36	1.50%	3.23	3.42	-5.64%													
				3500	36.62	37.93	-3.45%	2.71	2.91	-6.99%													
SAR I	7/3/2025	Head	3500	3400	36.70	38.04	-3.53%	2.61	2.81	-6.95%	7/3/2025	D3500V2 SN: 1060	2/7/2026	20.0	6.360	63.600	65.700	-3.20%	2.450	24.500	24.900	-1.61%	
				3600	36.46	37.82	-3.58%	2.79	3.01	-7.30%													
				3700	36.31	37.70	-3.69%	2.89	3.12	-7.36%													
SAR I	7/3/2025	Head	3700	3600	36.46	37.82	-3.58%	2.79	3.01	-7.30%	7/3/2025	D3700V2 SN: 1039	4/11/2026	20.0	6.740	67.400	67.800	-0.59%	2.500	25.000	25.100	-0.40%	
				3800	36.11	37.59	-3.93%	2.98	3.22	-7.35%													
				3900	35.93	37.47	-4.12%	3.07	3.32	-7.46%													
SAR I	7/3/2025	Head	3900	3800	36.11	37.59	-3.93%	2.98	3.22	-7.35%	7/3/2025	D3900V2 SN: 1102	10/24/2025	20.0	6.730	67.300	69.300	-2.89%	2.370	23.700	24.100	-1.66%	
				4000	35.77	37.36	-4.25%	3.16	3.42	-7.60%													
				3500	36.32	37.93	-4.24%	2.73	2.91	-6.41%													
SAR I	7/7/2025	Head	3500	3400	36.50	38.04	-4.06%	2.64	2.81	-5.99%	7/7/2025	D3500V2 SN: 1060	2/7/2026	20.0	5.970	59.700	65.700	-9.13%	2.290	22.900	24.900	-8.03%	
				3600	36.15	37.82	-4.40%	2.81	3.01	-6.77%													
				3700	35.99	37.70	-4.54%	2.90	3.12	-7.07%													
SAR I	7/7/2025	Head	3700	3600	36.15	37.82	-4.40%	2.81	3.01	-6.77%	7/7/2025	D3700V2 SN: 1039	4/11/2026	20.0	6.790	67.900	67.800	0.15%	2.530	25.300	25.100	0.80%	
				3800	35.83	37.59	-4.68%	2.99	3.22	-7.16%													
				3900	35.67	37.47	-4.81%	3.08	3.32	-7.13%													
SAR I	7/7/2025	Head	3900	3800	35.83	37.59	-4.68%	2.99	3.22	-7.16%	7/7/2025	D3900V2 SN: 1102	10/24/2025	20.0	6.920	69.200	69.300	-0.14%	2.440	24.400	24.100	1.24%	
				4000	35.51	37.36	-4.95%	3.18	3.42	-7.07%													
				2300	38.49	39.47	-2.49%	1.74	1.66	4.82%													
SAR I	7/7/2025	Head	2300	2350	38.44	39.38	-2.40%	1.78	1.71	4.35%	7/9/2025	D2300V2 SN: 1002	4/11/2026	17.0	2.570	51.278	48.700	5.29%	1.220	24.342	23.800	2.28%	
				2400	38.35	39.30	-2.41%	1.82	1.75	3.90%													
				2600	37.98	39.01	-2.64%	1.98	1.96	1.01%													
SAR I	7/7/2025	Head	2600	2495	38.18	39.14	-2.46%	1.89	1.85	2.45%	7/9/2025	D2600V2 SN: 1036	4/11/2026	17.0	2.870	57.264	55.400	**3.36%**	1.280	25.539	24.900	2.57%	47
				2690	37.81	38.90	-2.80%	2.05	2.06	-0.27%													
				3500	39.18	37.93	3.30%	2.77	2.91	-4.79%													
SAR I	7/11/2025	Head	3500	3400	39.35	38.04	3.43%	2.69	2.81	-4.35%	7/11/2025	D3500V2 SN: 1060	2/7/2026	17.0	3.190	63.649	65.700	-3.12%	1.220	24.342	24.900	-2.24%	
				3600	39.08	37.82	3.34%	2.86	3.01	-5.14%													
				3700	38.91	37.70	3.21%	2.95	3.12	-5.46%													
SAR I	7/11/2025	Head	3700	3600	39.08	37.82	3.34%	2.86	3.01	-5.14%	7/11/2025	D3700V2 SN: 1039	4/11/2026	17.0	3.350	66.841	67.800	-1.41%	1.250	24.941	25.100	-0.63%	
				3800	38.78	37.59	3.17%	3.04	3.22	-5.58%													

This report shall not be reproduced without the written approval of UL Verification Services Inc.

Liquid Check											System Check												
SAR Lab	Date	Tissue Type	Band (MHz)	Freq. (MHz)	Relative Permittivity (εr)			Conductivity (σ)			Date	Dipole Type & Serial Number	Dipole Cal. Due Date	Input Power (dBm)	Measured results for 1-g SAR				Measured results for 10-g SAR				Plot No.
					Measured	Target	Delta	Measured	Target	Delta					Meas. Zoom Scan	Normalize to 1 W	Target (Ref. Value)	Delta ±10%	Meas. Zoom Scan	Normalize to 1 W	Target (Ref. Value)	Delta ±10%	
				3900	38.63	37.47	3.09%	3.14	3.32	-5.54%													
SAR I	7/11/2025	Head	3900	3800	38.78	37.59	3.17%	3.04	3.22	-5.58%	7/11/2025	D3900V2 SN: 1102	10/24/2025	17.0	3.370	67.240	69.300	-2.97%	1.190	23.744	24.100	-1.48%	
				4000	38.45	37.36	2.92%	3.23	3.42	-5.61%													
				2300	38.43	39.47	-2.64%	1.76	1.66	5.67%													
SAR I	7/11/2025	Head	2300	2350	38.38	39.38	-2.55%	1.80	1.71	5.17%	7/11/2025	D2300V2 SN: 1002	4/11/2026	17.0	2.520	50.281	48.700	3.25%	1.200	23.943	23.800	0.60%	
				2400	38.28	39.30	-2.59%	1.83	1.75	4.59%													
				2600	37.94	39.01	-2.74%	1.98	1.96	1.06%													
SAR I	7/11/2025	Head	2600	2495	38.09	39.14	-2.69%	1.90	1.85	2.78%	7/11/2025	D2600V2 SN: 1036	4/11/2026	17.0	2.790	55.668	55.400	0.48%	1.240	24.741	24.900	-0.64%	
				2690	37.78	38.90	-2.87%	2.05	2.06	-0.41%													
				3500	37.43	37.93	-1.32%	2.75	2.91	-5.52%													
SAR I	7/15/2025	Head	3500	3400	37.61	38.04	-1.14%	2.67	2.81	-5.14%	7/15/2025	D3500V2 SN: 1060	2/7/2026	17.0	3.170	63.250	65.700	-3.73%	1.220	24.342	24.900	-2.24%	
				3600	37.27	37.82	-1.44%	2.84	3.01	-5.84%													
				3700	37.12	37.70	-1.54%	2.93	3.12	-6.07%													
SAR I	7/15/2025	Head	3700	3600	37.27	37.82	-1.44%	2.84	3.01	-5.84%	7/15/2025	D3700V2 SN: 1039	4/11/2026	17.0	3.400	67.839	67.800	0.06%	1.270	25.340	25.100	0.96%	
				3800	36.97	37.59	-1.64%	3.02	3.22	-6.11%													
				3900	36.82	37.47	-1.74%	3.12	3.32	-5.99%													
SAR I	7/15/2025	Head	3900	3800	36.97	37.59	-1.64%	3.02	3.22	-6.11%	7/15/2025	D3900V2 SN: 1102	10/24/2025	17.0	3.440	68.637	69.300	-0.96%	1.220	24.342	24.100	1.00%	
				4000	36.66	37.36	-1.87%	3.22	3.42	-5.88%													
				2300	39.58	39.47	0.27%	1.75	1.66	5.18%													
SAR I	7/15/2025	Head	2300	2350	39.52	39.38	0.34%	1.79	1.71	4.70%	7/15/2025	D2300V2 SN: 1002	4/11/2026	17.0	2.510	50.081	48.700	2.84%	1.200	23.943	23.800	0.60%	
				2400	39.43	39.30	0.34%	1.82	1.75	4.13%													
				2600	39.11	39.01	0.25%	1.99	1.96	1.27%													
SAR I	7/15/2025	Head	2600	2495	39.29	39.14	0.37%	1.90	1.85	2.56%	7/15/2025	D2600V2 SN: 1036	4/11/2026	17.0	2.810	56.067	55.400	1.20%	1.250	24.941	24.900	0.16%	
				2690	38.94	38.90	0.11%	2.06	2.06	0.07%													

This report shall not be reproduced without the written approval of UL Verification Services Inc.

Liquid Check											System Check												
SAR Lab	Date	Tissue Type	Band (MHz)	Freq. (MHz)	Relative Permittivity (εr)			Conductivity (σ)			Date	Dipole Type & Serial Number	Dipole Cal. Due Date	Input Power (dBm)	Measured results for 1-g SAR				Measured results for 10-g SAR				Plot No.
					Measured	Target	Delta	Measured	Target	Delta					Meas. Zoom Scan	Normalize to 1 W	Target (Ref. Value)	Delta ±10%	Meas. Zoom Scan	Normalize to 1 W	Target (Ref. Value)	Delta ±10%	
SAR 1	5/13/2025	Head	2450	2450	40.47	39.20	3.24%	1.86	1.80	3.33%	5/13/2025	D2450V2 SN: 706	1/20/2026	20.0	5.410	54.100	52.300	3.44%	2.550	25.500	24.500	4.08%	
				2400	40.52	39.30	3.11%	1.82	1.75	3.79%													
				2500	40.35	39.14	3.10%	1.90	1.85	2.59%													
SAR 1	5/16/2025	Head	2450	2450	40.48	39.20	3.27%	1.84	1.80	2.33%	5/16/2025	D2450V2 SN: 706	1/20/2026	17.0	2.860	57.065	52.300	**9.11%**	1.340	26.737	24.500	9.13%	48
				2400	40.55	39.30	3.19%	1.81	1.75	3.16%													
				2500	40.40	39.14	3.23%	1.89	1.85	1.78%													
SAR 1	5/16/2025	Head	5750	5750	34.34	35.36	-2.89%	5.26	5.21	0.91%	5/17/2025	D5GHzV2 SN: 1003 (5.75 GHz)	2/22/2026	17.0	3.690	73.625	79.300	-7.16%	1.070	21.349	22.400	-4.69%	
				5700	34.46	35.42	-2.71%	5.16	5.16	-0.07%													
				5850	34.19	35.30	-3.14%	5.45	5.32	2.52%													
SAR 1	5/20/2025	Head	5750	5750	33.98	35.36	-3.91%	5.11	5.21	-2.05%	5/20/2025	D5GHzV2 SN: 1003 (5.75 GHz)	2/22/2026	17.0	3.820	76.219	79.300	-3.89%	1.100	21.948	22.400	-2.02%	
				5700	34.10	35.42	-3.73%	5.02	5.16	-2.68%													
				5850	33.85	35.30	-4.11%	5.29	5.32	-0.60%													
SAR 1	5/23/2025	Head	5750	5750	34.49	35.36	-2.47%	5.06	5.21	-3.01%	5/23/2025	D5GHzV2 SN: 1003 (5.75 GHz)	2/22/2026	17.0	3.810	76.019	79.300	-4.14%	1.100	21.948	22.400	-2.02%	
				5700	34.58	35.42	-2.37%	4.97	5.16	-3.67%													
				5850	34.37	35.30	-2.63%	5.23	5.32	-1.79%													
SAR 1	5/27/2025	Head	5750	5750	33.59	35.36	-5.01%	5.21	5.21	-0.17%	5/27/2025	D5GHzV2 SN: 1003 (5.75 GHz)	2/22/2026	17.0	3.590	71.630	79.300	**-9.67%**	1.040	20.751	22.400	-7.36%	49
				5700	33.87	35.42	-4.38%	5.03	5.16	-2.51%													
				5850	33.46	35.30	-5.21%	5.36	5.32	0.81%													
SAR 1	5/30/2025	Head	5750	5750	34.00	35.36	-3.85%	5.31	5.21	1.81%	5/30/2025	D5GHzV2 SN: 1003 (5.75 GHz)	2/22/2026	17.0	4.050	80.808	79.300	1.90%	1.160	23.145	22.400	3.33%	
				5700	34.15	35.42	-3.58%	5.19	5.16	0.59%													
				5850	33.79	35.30	-4.28%	5.47	5.32	2.84%													
SAR 1	6/1/2025	Head	5750	5750	34.07	35.36	-3.66%	5.13	5.21	-1.63%	6/1/2025	D5GHzV2 SN: 1003 (5.75 GHz)	2/22/2026	20.0	7.690	76.900	79.300	-3.03%	2.210	22.100	22.400	-1.34%	
				5700	34.13	35.42	-3.64%	5.04	5.16	-2.43%													
				5850	33.89	35.30	-3.99%	5.30	5.32	-0.30%													
SAR 1	6/4/2025	Head	5750	5750	33.25	35.36	-5.97%	5.15	5.21	-1.22%	6/4/2025	D5GHzV2 SN: 1003 (5.75 GHz)	2/22/2026	17.0	4.010	80.010	79.300	0.90%	1.160	23.145	22.400	3.33%	
				5700	33.28	35.42	-6.04%	5.05	5.16	-2.16%													
				5850	33.06	35.30	-6.35%	5.32	5.32	0.08%													
SAR 1	6/8/2025	Head	5750	5750	33.63	35.36	-4.90%	5.04	5.21	-3.26%	6/8/2025	D5GHzV2 SN: 1003 (5.75 GHz)	2/22/2026	20.0	8.040	80.400	79.300	1.39%	2.320	23.200	22.400	3.57%	
				5700	33.73	35.42	-4.77%	4.96	5.16	-3.96%													
				5850	33.47	35.30	-5.18%	5.22	5.32	-1.82%													
SAR 1	6/11/2025	Head	5750	5750	35.05	35.36	-0.88%	5.19	5.21	-0.40%	6/11/2025	D5GHzV2 SN: 1003 (5.75 GHz)	2/22/2026	17.0	3.790	75.620	79.300	-4.64%	1.140	22.746	22.400	1.54%	
				5700	35.13	35.42	-0.82%	5.11	5.16	-1.10%													
				5850	34.90	35.30	-1.13%	5.38	5.32	1.03%													
SAR 1	6/15/2025	Head	5750	5750	37.15	35.36	5.05%	5.08	5.21	-2.49%	6/15/2025	D5GHzV2 SN: 1003 (5.75 GHz)	2/22/2026	17.0	3.780	75.421	79.300	-4.89%	1.080	21.549	22.400	-3.80%	
				5700	37.02	35.42	4.52%	5.07	5.16	-1.77%													
				5850	37.01	35.30	4.84%	5.30	5.32	-0.43%													
SAR 1	6/19/2025	Head	5750	5750	33.82	35.36	-4.36%	5.00	5.21	-4.14%	6/19/2025	D5GHzV2 SN: 1003 (5.75 GHz)	2/22/2026	17.0	3.790	75.620	79.300	-4.64%	1.080	21.549	22.400	-3.80%	
				5700	33.89	35.42	-4.32%	4.88	5.16	-5.42%													
				5850	33.75	35.30	-4.39%	5.21	5.32	-2.16%													
SAR 1	6/22/2025	Head	5750	5750	36.15	35.36	2.23%	5.36	5.21	2.71%	6/22/2025	D5GHzV2 SN: 1003 (5.75 GHz)	2/22/2026	17.0	3.900	77.815	79.300	-1.87%	1.120	22.347	22.400	-0.24%	
				5700	36.29	35.42	2.46%	5.27	5.16	2.12%													
				5850	36.03	35.30	2.07%	5.56	5.32	4.53%													
SAR 1	6/25/2025	Head	5750	5750	33.99	35.36	-3.88%	5.03	5.21	-3.47%	6/25/2025	D5GHzV2 SN: 1003 (5.75 GHz)	2/22/2026	17.0	4.130	82.404	79.300	3.91%	1.200	23.943	22.400	6.89%	
				5700	34.10	35.42	-3.73%	4.94	5.16	-4.29%													
				5850	33.87	35.30	-4.05%	5.21	5.32	-2.16%													
SAR 1	6/29/2025	Head	5750	5750	33.88	35.36	-4.19%	5.04	5.21	-3.27%	6/29/2025	D5GHzV2 SN: 1168 (5.75 GHz)	2/6/2026	17.0	4.210	84.001	79.400	**5.79%**	1.210	24.143	22.500	7.30%	50
				5700	33.92	35.42	-4.23%	4.98	5.16	-3.61%													
				5850	33.71	35.30	-4.50%	5.23	5.32	-1.69%													
SAR 1	7/2/2025	Head	5750	5750	34.54	35.36	-2.33%	4.95	5.21	-5.12%	7/3/2025	D5GHzV2 SN: 1168 (5.75 GHz)	2/6/2026	17.0	3.920	78.214	79.400	-1.49%	1.110	22.147	22.500	-1.57%	
				5700	34.56	35.42	-2.43%	4.88	5.16	-5.43%													
				5850	34.37	35.30	-2.63%	5.12	5.32	-3.68%													
SAR 1	7/6/2025	Head	5750	5750	34.95	35.36	-1.17%	5.04	5.21	-3.41%	7/6/2025	D5GHzV2 SN: 1168 (5.75 GHz)	2/6/2026	17.0	3.920	78.214	79.400	-1.49%	1.120	22.347	22.500	-0.68%	
				5700	34.87	35.42	-1.55%	4.97	5.16	-3.69%													
				5850	34.76	35.30	-1.53%	5.24	5.32	-1.43%													
SAR 1	7/9/2025	Head	5750	5750	34.47	35.36	-2.52%	5.08	5.21	-2.53%	7/9/2025	D5GHzV2 SN: 1168 (5.75 GHz)	2/6/2026	17.0	4.190	83.601	79.400	5.29%	1.210	24.143	22.500	7.30%	
				5700	34.53	35.42	-2.51%	5.00	5.16	-3.07%													
				5850	34.31	35.30	-2.80%	5.26	5.32	-1.22%													
SAR 1	7/13/2025	Head	5750	5750	36.75	35.36	3.92%	5.08	5.21	-2.60%	7/13/2025	D5GHzV2 SN: 1168 (5.75 GHz)	2/6/2026	17.0	3.940	78.613	79.400	-0.99%	1.110	22.147	22.500	-1.57%	
				5700	36.86	35.42	4.07%	4.99	5.16	-3.40%													
				5850	36.61	35.30	3.71%	5.24	5.32	-1.47%													
SAR 1	7/16/2025	Head	5750	5750	33.87	35.36	-4.22%	4.87	5.21	-6.52%	7/16/2025	D5GHzV2 SN: 1168 (5.75 GHz)	2/6/2026	17.0	3.900	77.815	79.400	-2.00%	1.120	22.347	22.500	-0.68%	
				5700	33.87	35.42	-4.38%	4.81	5.16	-6.83%													
				5850	33.71	35.30	-4.50%	5.05	5.32	-5.11%													

This report shall not be reproduced without the written approval of UL Verification Services Inc.

Liquid Check											System Check												
SAR Lab	Date	Tissue Type	Band (MHz)	Freq. (MHz)	Relative Permittivity (εr)			Conductivity (σ)			Date	Dipole Type & Serial Number	Dipole Cal. Due Date	Input Power (dBm)	Measured results for 1-g SAR				Measured results for 10-g SAR				Plot No.
					Measured	Target	Delta	Measured	Target	Delta					Meas. Zoom Scan	Normalize to 1 W	Target (Ref. Value)	Delta ±10%	Meas. Zoom Scan	Normalize to 1 W	Target (Ref. Value)	Delta ±10%	
SAR 2	5/16/2025	Head	2450	2450	39.94	39.20	1.89%	1.82	1.80	1.06%	5/16/2025	D2450V2 SN: 706	1/20/2026	20.0	5.040	50.400	52.300	**-3.63%**	2.390	23.900	24.500	-2.45%	51
				2400	40.01	39.30	1.82%	1.78	1.75	1.68%													
				2500	39.85	39.14	1.82%	1.86	1.85	0.32%													
SAR 2	5/17/2025	Head	5750	5750	34.94	35.36	-1.20%	5.18	5.21	-0.72%	5/17/2025	D5GHzV2 SN: 1168 (5.75 GHz)	2/6/2026	17.0	3.790	75.620	79.400	-4.76%	1.090	21.748	22.500	-3.34%	
				5700	35.02	35.42	-1.13%	5.08	5.16	-1.58%													
				5850	34.79	35.30	-1.44%	5.34	5.32	0.45%													
SAR 2	5/20/2025	Head	5750	5750	34.36	35.36	-2.84%	5.16	5.21	-1.05%	5/20/2025	D5GHzV2 SN: 1168 (5.75 GHz)	2/6/2026	17.0	3.680	73.426	79.400	-7.52%	1.060	21.150	22.500	-6.00%	
				5700	34.50	35.42	-2.60%	5.08	5.16	-1.68%													
				5850	34.23	35.30	-3.03%	5.33	5.32	0.19%													
SAR 2	5/23/2025	Head	5750	5750	34.42	35.36	-2.67%	5.03	5.21	-3.54%	5/23/2025	D5GHzV2 SN: 1168 (5.75 GHz)	2/6/2026	17.0	3.620	72.228	79.400	-9.03%	1.040	20.751	22.500	-7.77%	
				5700	34.46	35.42	-2.71%	4.96	5.16	-4.00%													
				5850	34.26	35.30	-2.95%	5.21	5.32	-2.05%													
SAR 2	5/27/2025	Head	5750	5750	34.19	35.36	-3.32%	5.15	5.21	-1.28%	5/27/2025	D5GHzV2 SN: 1168 (5.75 GHz)	2/6/2026	17.0	3.830	76.419	79.400	-3.75%	1.100	21.948	22.500	-2.45%	
				5700	34.34	35.42	-3.05%	5.03	5.16	-2.49%													
				5850	34.06	35.30	-3.51%	5.33	5.32	0.15%													
SAR 2	5/30/2025	Head	5750	5750	35.26	35.36	-0.29%	5.38	5.21	3.17%	5/30/2025	D5GHzV2 SN: 1168 (5.75 GHz)	2/6/2026	17.0	3.620	72.228	79.400	**-9.03%**	1.030	20.551	22.500	-8.66%	52
				5700	35.37	35.42	-0.14%	5.26	5.16	1.96%													
				5850	35.02	35.30	-0.79%	5.56	5.32	4.44%													
SAR 2	6/1/2025	Head	5750	5750	35.26	35.36	-0.29%	5.19	5.21	-0.46%	6/1/2025	D5GHzV2 SN: 1168 (5.75 GHz)	2/6/2026	20.0	8.110	81.100	79.400	2.14%	2.310	23.100	22.500	2.67%	
				5700	35.31	35.42	-0.31%	5.10	5.16	-1.31%													
				5850	35.05	35.30	-0.71%	5.37	5.32	0.88%													
SAR 2	6/4/2025	Head	5750	5750	34.49	35.36	-2.47%	5.30	5.21	1.69%	6/4/2025	D5GHzV2 SN: 1168 (5.75 GHz)	2/6/2026	17.0	3.750	74.822	79.400	-5.77%	1.080	21.549	22.500	-4.23%	
				5700	34.60	35.42	-2.31%	5.20	5.16	0.80%													
				5850	34.32	35.30	-2.78%	5.48	5.32	3.05%													
SAR 2	6/8/2025	Head	5750	5750	33.54	35.36	-5.15%	5.07	5.21	-2.72%	6/8/2025	D5GHzV2 SN: 1168 (5.75 GHz)	2/6/2026	20.0	8.510	85.100	79.400	7.18%	2.430	24.300	22.500	8.00%	
				5700	33.64	35.42	-5.02%	4.98	5.16	-3.56%													
				5850	33.32	35.30	-5.61%	5.25	5.32	-1.35%													
SAR 2	6/11/2025	Head	5750	5750	33.21	35.36	-6.09%	5.08	5.21	-2.51%	6/11/2025	D5GHzV2 SN: 1168 (5.75 GHz)	2/6/2026	17.0	3.760	75.022	79.400	-5.51%	1.080	21.549	22.500	-4.23%	
				5700	33.36	35.42	-5.82%	4.99	5.16	-3.27%													
				5850	33.07	35.30	-6.32%	5.26	5.32	-1.18%													
SAR 2	6/15/2025	Head	5750	5750	36.54	35.36	3.33%	4.98	5.21	-4.58%	6/15/2025	D5GHzV2 SN: 1003 (5.75 GHz)	2/22/2026	17.0	3.640	72.628	79.300	**-8.41%**	1.040	20.751	22.400	-7.36%	53
				5700	36.35	35.42	2.63%	5.00	5.16	-3.07%													
				5850	36.41	35.30	3.14%	5.22	5.32	-1.97%													
SAR 2	6/18/2025	Head	5750	5750	34.61	35.36	-2.13%	5.23	5.21	0.25%	6/18/2025	D5GHzV2 SN: 1168 (5.75 GHz)	2/6/2026	17.0	3.980	79.411	79.400	0.01%	1.150	22.946	22.500	1.98%	
				5700	34.79	35.42	-1.78%	5.12	5.16	-0.86%													
				5850	34.46	35.30	-2.38%	5.39	5.32	1.39%													
SAR 2	6/22/2025	Head	5750	5750	34.94	35.36	-1.20%	5.19	5.21	-0.42%	6/22/2025	D5GHzV2 SN: 1168 (5.75 GHz)	2/6/2026	17.0	3.750	74.822	79.400	-5.77%	1.080	21.549	22.500	-4.23%	
				5700	35.04	35.42	-1.07%	5.10	5.16	-1.15%													
				5850	34.80	35.30	-1.42%	5.37	5.32	1.02%													
SAR 2	6/25/2025	Head	5750	5750	33.05	35.36	-6.54%	4.90	5.21	-6.04%	6/25/2025	D5GHzV2 SN: 1168 (5.75 GHz)	2/6/2026	17.0	3.940	78.613	79.400	-0.99%	1.140	22.746	22.500	1.09%	
				5700	33.02	35.42	-6.78%	4.84	5.16	-6.25%													
				5850	32.91	35.30	-6.77%	5.09	5.32	-4.27%													
SAR 2	6/29/2025	Head	5750	5750	34.12	35.36	-3.51%	5.00	5.21	-4.20%	6/29/2025	D5GHzV2 SN: 1168 (5.75 GHz)	2/6/2026	17.0	4.160	83.003	79.400	4.54%	1.210	24.143	22.500	7.30%	
				5700	34.07	35.42	-3.81%	4.97	5.16	-3.83%													
				5850	33.99	35.30	-3.71%	5.19	5.32	-2.39%													
SAR 2	7/2/2025	Head	5750	5750	34.29	35.36	-3.03%	5.00	5.21	-4.16%	7/2/2025	D5GHzV2 SN: 1168 (5.75 GHz)	2/6/2026	17.0	3.660	73.027	79.400	-8.03%	1.050	20.950	22.500	-6.89%	
				5700	34.32	35.42	-3.11%	4.92	5.16	-4.74%													
				5850	34.13	35.30	-3.31%	5.17	5.32	-2.84%													
SAR 2	7/6/2025	Head	5750	5750	35.60	35.36	0.67%	5.11	5.21	-1.93%	7/6/2025	D5GHzV2 SN: 1168 (5.75 GHz)	2/6/2026	17.0	3.620	72.228	79.400	-9.03%	1.040	20.751	22.500	-7.77%	
				5700	35.54	35.42	0.34%	5.05	5.16	-2.20%													
				5850	35.42	35.30	0.34%	5.32	5.32	-0.08%													
SAR 2	7/9/2025	Head	5750	5750	33.74	35.36	-4.59%	5.14	5.21	-1.36%	7/9/2025	D5GHzV2 SN: 1168 (5.75 GHz)	2/6/2026	17.0	3.770	75.221	79.400	-5.26%	1.090	21.748	22.500	-3.34%	
				5700	33.82	35.42	-4.52%	5.06	5.16	-2.04%													
				5850	33.60	35.30	-4.82%	5.32	5.32	-0.09%													
SAR 2	7/13/2025	Head	5750	5750	35.98	35.36	1.75%	4.98	5.21	-4.41%	7/13/2025	D5GHzV2 SN: 1168 (5.75 GHz)	2/6/2026	17.0	3.730	74.423	79.400	-6.27%	1.070	21.349	22.500	-5.11%	
				5700	36.08	35.42	1.86%	4.91	5.16	-4.89%													
				5850	35.87	35.30	1.61%	5.16	5.32	-3.10%													
SAR 2	7/16/2025	Head	5750	5750	34.78	35.36	-1.65%	4.97	5.21	-4.71%	7/16/2025	D5GHzV2 SN: 1168 (5.75 GHz)	2/6/2026	17.0	3.640	72.628	79.400	-8.53%	1.050	20.950	22.500	-6.89%	
				5700	34.77	35.42	-1.83%	4.91	5.16	-4.85%													
				5850	34.64	35.30	-1.87%	5.16	5.32	-3.08%													

This report shall not be reproduced without the written approval of UL Verification Services Inc.

Liquid Check											System Check												
SAR Lab	Date	Tissue Type	Band (MHz)	Freq. (MHz)	Relative Permittivity (εr)			Conductivity (σ)			Date	Dipole Type & Serial Number	Dipole Cal. Due Date	Input Power (dBm)	Measured results for 1-g SAR				Measured results for 10-g SAR				Plot No.
					Measured	Target	Delta	Measured	Target	Delta					Meas. Zoom Scan	Normalize to 1 W	Target (Ref. Value)	Delta ±10%	Meas. Zoom Scan	Normalize to 1 W	Target (Ref. Value)	Delta ±10%	
SAR 3	5/13/2025	Head	5600	5600	33.22	35.53	-6.51%	4.74	5.06	-6.33%	5/14/2025	D5GHzV2 SN: 1138 (5.60 GHz)	2/3/2026	20.0	8.270	82.700	82.500	0.24%	2.380	23.800	23.400	1.71%	
				5500	33.40	35.65	-6.31%	4.64	4.96	-6.49%													
				5725	32.97	35.39	-6.84%	4.89	5.19	-5.73%													
SAR 3	5/16/2025	Head	5750	5750	36.07	35.36	2.00%	5.22	5.21	0.18%	5/16/2025	D5GHzV2 SN: 1168 (5.75 GHz)	2/6/2026	17.0	3.640	72.628	79.400	**-8.53%**	1.020	20.352	22.500	-9.55%	54
				5700	36.21	35.42	2.23%	5.12	5.16	-0.77%													
				5850	35.93	35.30	1.78%	5.41	5.32	1.65%													
SAR 3	5/20/2025	Head	5250	5250	38.05	35.93	5.89%	4.92	4.70	4.68%	5/20/2025	D5GHzV2 SN: 1138 (5.25 GHz)	2/3/2026	17.0	3.870	77.217	79.500	-2.87%	1.100	21.948	22.600	-2.89%	
				5150	38.08	36.05	5.64%	4.78	4.60	3.81%													
				5350	37.57	35.82	4.89%	4.96	4.80	3.28%													
SAR 3	5/20/2025	Head	5600	5600	37.19	35.53	4.66%	5.33	5.06	5.41%	5/20/2025	D5GHzV2 SN: 1138 (5.60 GHz)	2/3/2026	17.0	4.100	81.806	82.500	-0.84%	1.150	22.946	23.400	-1.94%	
				5500	37.32	35.65	4.69%	5.21	4.96	4.98%													
				5725	36.90	35.39	4.26%	5.45	5.19	5.01%													
SAR 3	5/23/2025	Head	5250	5250	37.43	35.93	4.17%	4.67	4.70	-0.77%	5/23/2025	D5GHzV2 SN: 1138 (5.25 GHz)	2/3/2026	17.0	3.680	73.426	79.500	**-7.64%**	1.060	21.150	22.600	-6.42%	55
				5150	37.43	36.05	3.84%	4.53	4.60	-1.63%													
				5350	37.01	35.82	3.32%	4.71	4.80	-2.03%													
SAR 3	5/23/2025	Head	5600	5600	36.62	35.53	3.06%	5.08	5.06	0.33%	5/23/2025	D5GHzV2 SN: 1138 (5.60 GHz)	2/3/2026	17.0	3.770	75.221	82.500	-8.82%	1.060	21.150	23.400	-9.62%	
				5500	36.80	35.65	3.23%	4.94	4.96	-0.40%													
				5725	36.42	35.39	2.91%	5.20	5.19	0.17%													
SAR 3	5/27/2025	Head	5600	5600	36.34	35.53	2.27%	5.12	5.06	1.18%	5/272025	D5GHzV2 SN: 1138 (5.60 GHz)	2/3/2026	17.0	3.920	78.214	82.500	-5.19%	1.100	21.948	23.400	-6.21%	
				5500	36.45	35.65	2.25%	4.99	4.96	0.59%													
				5725	36.11	35.39	2.03%	5.23	5.19	0.73%													
SAR 3	5/27/2025	Head	5250	5250	37.15	35.93	3.39%	4.74	4.70	0.76%	5/27/2025	D5GHzV2 SN: 1138 (5.25 GHz)	2/3/2026	17.0	3.780	75.421	79.500	-5.13%	1.070	21.349	22.600	-5.53%	
				5150	37.18	36.05	3.14%	4.59	4.60	-0.30%													
				5350	36.72	35.82	2.52%	4.75	4.80	-1.05%													
SAR 3	5/302025	Head	5250	5250	37.11	35.93	3.28%	4.90	4.70	4.19%	5/31/2025	D5GHzV2 SN: 1138 (5.25 GHz)	2/3/2026	17.0	3.800	75.820	79.500	-4.63%	1.080	21.549	22.600	-4.65%	
				5150	37.12	36.05	2.98%	4.75	4.60	3.20%													
				5350	36.65	35.82	2.32%	4.95	4.80	2.97%													
SAR 3	5/30/2025	Head	5600	5600	36.26	35.53	2.04%	5.30	5.06	4.64%	5/30/2025	D5GHzV2 SN: 1138 (5.60 GHz)	2/3/2026	17.0	4.510	89.986	82.500	9.07%	1.260	25.140	23.400	7.44%	
				5500	36.39	35.65	2.08%	5.14	4.96	3.73%													
				5725	35.94	35.39	1.55%	5.40	5.19	4.08%													
SAR 3	6/1/2025	Head	5250	5250	36.84	35.93	2.52%	4.71	4.70	0.25%	6/1/2025	D5GHzV2 SN: 1138 (5.25 GHz)	2/3/2026	17.0	3.760	75.022	79.500	-5.63%	1.070	21.349	22.600	-5.53%	
				5150	36.82	36.05	2.14%	4.57	4.60	-0.65%													
				5350	36.35	35.82	1.48%	4.74	4.80	-1.36%													
SAR 3	6/1/2025	Head	5600	5600	36.00	35.53	1.31%	5.11	5.06	0.88%	6/1/2025	D5GHzV2 SN: 1138 (5.60 GHz)	2/3/2026	17.0	4.050	80.808	82.500	-2.05%	1.130	22.546	23.400	-3.65%	
				5500	36.14	35.65	1.38%	4.97	4.96	0.24%													
				5725	35.77	35.39	1.07%	5.22	5.19	0.56%													
SAR 3	6/4/2025	Head	5250	5250	35.67	35.93	-0.73%	4.67	4.70	-0.62%	6/4/2025	D5GHzV2 SN: 1138 (5.25 GHz)	2/3/2026	17.0	3.840	76.618	79.500	-3.63%	1.090	21.748	22.600	-3.77%	
				5150	35.71	36.05	-0.94%	4.52	4.60	-1.74%													
				5350	35.23	35.82	-1.64%	4.70	4.80	-2.15%													
SAR 3	6/4/2025	Head	5600	5600	34.82	35.53	-2.01%	5.05	5.06	-0.24%	6/4/2025	D5GHzV2 SN: 1138 (5.60 GHz)	2/3/2026	17.0	4.030	80.409	82.500	-2.53%	1.130	22.546	23.400	-3.65%	
				5500	35.00	35.65	-1.82%	4.92	4.96	-0.70%													
				5725	34.61	35.39	-2.21%	5.18	5.19	-0.20%													
SAR 3	6/8/2025	Head	5250	5250	37.21	35.93	3.55%	4.62	4.70	-1.66%	6/8/2025	D5GHzV2 SN: 1138 (5.25 GHz)	2/3/2026	20.0	8.040	80.400	79.500	1.13%	2.280	22.800	22.600	0.88%	
				5150	37.20	36.05	3.20%	4.49	4.60	-2.41%													
				5350	36.75	35.82	2.60%	4.66	4.80	-3.07%													
SAR 3	6/8/2025	Head	5600	5600	36.39	35.53	2.41%	5.03	5.06	-0.68%	6/8/2025	D5GHzV2 SN: 1138 (5.60 GHz)	2/3/2026	20.0	8.150	81.500	82.500	-1.21%	2.290	22.900	23.400	-2.14%	
				5500	36.53	35.65	2.47%	4.89	4.96	-1.43%													
				5725	36.15	35.39	2.14%	5.14	5.19	-0.97%													
SAR 3	6/11/2025	Head	5250	5250	34.49	35.93	-4.02%	4.45	4.70	-5.36%	6/11/2025	D5GHzV2 SN: 1138 (5.25 GHz)	2/3/2026	17.0	3.690	73.625	79.500	-7.39%	1.070	21.349	22.600	-5.53%	
				5150	34.51	36.05	-4.26%	4.31	4.60	-6.30%													
				5350	34.04	35.82	-4.97%	4.48	4.80	-6.75%													
SAR 3	6/11/2025	Head	5600	5600	33.71	35.53	-5.13%	4.83	5.06	-4.53%	6/11/2025	D5GHzV2 SN: 1138 (5.60 GHz)	2/3/2026	17.0	3.890	77.616	82.500	-5.92%	1.090	21.748	23.400	-7.06%	
				5500	33.87	35.65	-4.99%	4.69	4.96	-5.44%													
				5725	33.49	35.39	-5.37%	4.94	5.19	-4.71%													
SAR 3	6/15/2025	Head	5250	5250	37.87	35.93	5.39%	4.39	4.70	-6.62%	6/15/2025	D5GHzV2 SN: 1168 (5.25 GHz)	2/6/2026	17.0	3.800	75.820	81.100	**-6.51%**	1.080	21.549	23.100	-6.72%	56
				5150	37.86	36.05	5.03%	4.25	4.60	-7.54%													
				5350	37.47	35.82	4.61%	4.42	4.80	-7.98%													
SAR 3	6/15/2025	Head	5600	5600	37.18	35.53	4.63%	4.79	5.06	-5.38%	6/15/2025	D5GHzV2 SN: 1168 (5.60 GHz)	2/6/2026	17.0	4.440	88.590	81.500	**8.70%**	1.250	24.941	23.400	6.58%	57
				5500	37.29	35.65	4.61%	4.64	4.96	-6.45%													
				5725	36.98	35.39	4.49%	4.89	5.19	-5.82%													
SAR 3	6/19/2025	Head	5250	5250	34.24	35.93	-4.71%	4.42	4.70	-6.02%	6/19/2025	D5GHzV2 SN: 1138 (5.25 GHz)	2/3/2026	17.0	3.790	75.620	79.500	-4.88%	1.090	21.748	22.600	-3.77%	
				5150	34.28	36.05	-4.90%	4.29	4.60	-6.82%													
				5350	33.87	35.82	-5.44%	4.46	4.80	-7.09%													
SAR 3	6/19/2025	Head	5600	5600	33.47	35.53	-5.81%	4.80	5.06	-5.12%	6/19/2025	D5GHzV2 SN: 1138 (5.60 GHz)	2/3/2026	17.0	4.060	81.008	82.500	-1.81%	1.150	22.946	23.400	-1.94%	
				5500	33.61	35.65	-5.72%	4.67	4.96	-5.77%													
				5725	33.26	35.39	-6.02%	4.91	5.19	-5.38%													
SAR 3	6/22/2025	Head	5250	5250	36.28	35.93	0.97%	4.53	4.70	-3.70%	6/22/2025	D5GHzV2 SN: 1138 (5.25 GHz)	2/3/2026	17.0	3.990	79.611	79.500	0.14%	1.150	22.946	22.600	1.53%	
				5150	36.31	36.05	0.73%	4.39	4.60	-4.65%													
				5350	35.85	35.82	0.09%	4.55	4.80	-5.25%													
SAR 3	6/22/2025	Head	5600	5600	35.51	35.53	-0.07%	4.91	5.06	-2.93%	6/22/2025	D5GHzV2 SN: 1138 (5.60 GHz)	2/3/2026	17.0	4.520	90.186	82.500	**9.32%**	1.280	25.539	23.400	9.14%	58
				5500	36.65	35.65	2.81%	4.77	4.96	-3.83%													
				5725	35.28	35.39	-0.31%	5.02	5.19	-3.24%													
SAR 3	6/25/2025	Head	5250	5250	35.09	35.93	-2.35%	4.43	4.70	-5.83%	6/26/2025	D5GHzV2 SN: 1138 (5.25 GHz)	2/3/2026	17.0	4.080	81.407	79.500	2.40%	1.170	23.345	22.600	3.29%	
				5150	35.11	36.05	-2.60%	4.30	4.60	-6.54%													
				5350	34.73	35.82	-3.04%	4.44	4.80	-7.52%													
SAR 3	6/25/2025	Head	5600	5600	34.36	35.53	-3.30%	4.85	5.06	-4.14%	6/26/2025	D5GHzV2 SN: 1138 (5.60 GHz)	2/3/2026	17.0	4.020	80.210	82.500	-2.78%	1.140	22.746	23.400	-2.79%	
				5500	34.57	35.65	-3.02%	4.71	4.96	-4.98%													
				5725	34.25	35.39	-3.22%	4.95	5.19	-4.65%													

This report shall not be reproduced without the written approval of UL Verification Services Inc.

Liquid Check											System Check												
SAR Lab	Date	Tissue Type	Band (MHz)	Freq. (MHz)	Relative Permittivity (εr)			Conductivity (σ)			Date	Dipole Type & Serial Number	Dipole Cal. Due Date	Input Power (dBm)	Measured results for 1-g SAR				Measured results for 10-g SAR				Plot No.
					Measured	Target	Delta	Measured	Target	Delta					Meas. Zoom Scan	Normalize to 1 W	Target (Ref. Value)	Delta ±10%	Meas. Zoom Scan	Normalize to 1 W	Target (Ref. Value)	Delta ±10%	
SAR 3	6/29/2025	Head	5250	5250	37.04	35.93	3.08%	4.56	4.70	-3.00%	6/29/2025	D5GHzV2 SN: 1138 (5.25 GHz)	2/3/2026	17.0	3.920	78.214	79.500	-1.62%	1.120	22.347	22.600	-1.12%	
				5150	37.02	36.05	2.70%	4.44	4.60	-3.45%													
				5350	36.72	35.82	2.52%	4.59	4.80	-4.38%													
SAR 3	6/29/2025	Head	5600	5600	36.43	35.53	2.52%	5.02	5.06	-0.85%	6/29/2025	D5GHzV2 SN: 1138 (5.60 GHz)	2/3/2026	17.0	3.970	79.212	82.500	-3.99%	1.120	22.347	23.400	-4.50%	
				5500	36.61	35.65	2.70%	4.86	4.96	-1.89%													
				5725	36.36	35.39	2.74%	5.12	5.19	-1.39%													
SAR 3	7/2/2025	Head	5250	5250	35.00	35.93	-2.60%	4.48	4.70	-4.83%	7/2/2025	D5GHzV2 SN: 1138 (5.25 GHz)	2/3/2026	17.0	3.860	77.017	79.500	-3.12%	1.110	22.147	22.600	-2.00%	
				5150	35.04	36.05	-2.79%	4.34	4.60	-5.67%													
				5350	34.61	35.82	-3.38%	4.50	4.80	-6.30%													
SAR 3	7/3/2025	Head	5600	5600	34.26	35.53	-3.58%	4.87	5.06	-3.76%	7/3/2025	D5GHzV2 SN: 1138 (5.60 GHz)	2/3/2026	17.0	4.140	82.604	82.500	0.13%	1.180	23.544	23.400	0.62%	
				5500	34.39	35.65	-3.53%	4.74	4.96	-4.48%													
				5725	34.03	35.39	-3.85%	4.98	5.19	-3.99%													
SAR 3	7/6/2025	Head	5250	5250	36.52	35.93	1.63%	4.51	4.70	-4.13%	7/6/2025	D5GHzV2 SN: 1138 (5.25 GHz)	2/3/2026	17.0	3.820	76.219	79.500	-4.13%	1.100	21.948	22.600	-2.89%	
				5150	36.51	36.05	1.28%	4.38	4.60	-4.78%													
				5350	36.15	35.82	0.92%	4.53	4.80	-5.71%													
SAR 3	7/6/2025	Head	5600	5600	35.82	35.53	0.81%	4.91	5.06	-2.89%	7/6/2025	D5GHzV2 SN: 1138 (5.60 GHz)	2/3/2026	17.0	3.840	76.618	82.500	-7.13%	1.090	21.748	23.400	-7.06%	
				5500	35.98	35.65	0.93%	4.77	4.96	-3.73%													
				5725	35.68	35.39	0.82%	5.03	5.19	-3.13%													
SAR 3	7/9/2025	Head	5250	5250	34.96	35.93	-2.71%	4.48	4.70	-4.83%	7/9/2025	D5GHzV2 SN: 1138 (5.25 GHz)	2/3/2026	17.0	4.080	81.407	79.500	2.40%	1.190	23.744	22.600	5.06%	
				5150	34.98	36.05	-2.96%	4.35	4.60	-5.45%													
				5350	34.55	35.82	-3.54%	4.50	4.80	-6.32%													
SAR 3	7/9/2025	Head	5600	5600	34.20	35.53	-3.75%	4.85	5.06	-4.25%	7/9/2025	D5GHzV2 SN: 1138 (5.60 GHz)	2/3/2026	17.0	4.010	80.010	82.500	-3.02%	1.150	22.946	23.400	-1.94%	
				5500	34.36	35.65	-3.61%	4.71	4.96	-4.96%													
				5725	33.96	35.39	-4.04%	4.94	5.19	-4.88%													
SAR 3	7/13/2025	Head	5250	5250	36.70	35.93	2.13%	4.48	4.70	-4.64%	7/13/2025	D5GHzV2 SN: 1138 (5.25 GHz)	2/3/2026	17.0	3.920	78.214	79.500	-1.62%	1.140	22.746	22.600	0.65%	
				5150	36.74	36.05	1.92%	4.35	4.60	-5.45%													
				5350	36.26	35.82	1.23%	4.51	4.80	-6.05%													
SAR 3	7/13/2025	Head	5600	5600	36.05	35.53	1.45%	4.92	5.06	-2.77%	7/13/2025	D5GHzV2 SN: 1138 (5.60 GHz)	2/3/2026	17.0	3.930	78.414	82.500	-4.95%	1.130	22.546	23.400	-3.65%	
				5500	36.19	35.65	1.52%	4.76	4.96	-4.05%													
				5725	35.91	35.39	1.47%	5.01	5.19	-3.47%													
SAR 3	7/16/2025	Head	5250	5250	37.95	35.93	5.61%	4.49	4.70	-4.58%	7/16/2025	D5GHzV2 SN: 1138 (5.25 GHz)	2/3/2026	17.0	3.960	79.012	79.500	-0.61%	1.160	23.145	22.600	2.41%	
				5150	37.91	36.05	5.17%	4.37	4.60	-5.11%													
				5350	37.58	35.82	4.92%	4.52	4.80	-5.84%													
SAR 3	7/16/2025	Head	5600	5600	37.23	35.53	4.77%	4.94	5.06	-2.34%	7/16/2025	D5GHzV2 SN: 1138 (5.60 GHz)	2/3/2026	17.0	4.380	87.392	82.500	5.93%	1.270	25.340	23.400	8.29%	
				5500	37.46	35.65	5.08%	4.84	4.96	-2.44%													
				5725	37.09	35.39	4.80%	5.05	5.19	-2.74%													

This report shall not be reproduced without the written approval of UL Verification Services Inc.

Liquid Check											System Check												
SAR Lab	Date	Tissue Type	Band (MHz)	Freq. (MHz)	Relative Permittivity (εr)			Conductivity (σ)			Date	Dipole Type & Serial Number	Dipole Cal. Due Date	Input Power (dBm)	Measured results for 1-g SAR				Measured results for 10-g SAR				Plot No.
					Measured	Target	Delta	Measured	Target	Delta					Meas. Zoom Scan	Normalize to 1 W	Target (Ref. Value)	Delta ±10%	Meas. Zoom Scan	Normalize to 1 W	Target (Ref. Value)	Delta ±10%	
SAR 4	5/22/2025	Head	5250	5250	36.23	35.93	0.83%	4.44	4.70	-5.57%	5/22/2025	D5GHzV2 SN: 1003 (5.25 GHz)	2/22/2026	17.0	3.630	72.428	80.300	**-9.80%**	1.050	20.950	22.900	-8.51%	59
				5150	36.27	36.05	0.62%	4.30	4.60	-6.45%													
				5350	35.92	35.82	0.28%	4.46	4.80	-7.09%													
SAR 4	5/23/2025	Head	5250	5250	36.62	35.93	1.91%	4.68	4.70	-0.47%	5/23/2025	D5GHzV2 SN: 1003 (5.25 GHz)	2/22/2026	17.0	3.810	76.019	80.300	-5.33%	1.100	21.948	22.900	-4.16%	
				5150	36.67	36.05	1.73%	4.53	4.60	-1.45%													
				5350	36.21	35.82	1.09%	4.72	4.80	-1.86%													
SAR 4	5/27/2025	Head	5250	5250	36.35	35.93	1.16%	4.45	4.70	-5.40%	5/28/2025	D5GHzV2 SN: 1003 (5.25 GHz)	2/22/2026	17.0	3.990	79.611	80.300	-0.86%	1.150	22.946	22.900	0.20%	
				5150	36.34	36.05	0.81%	4.31	4.60	-6.21%													
				5350	35.90	35.82	0.23%	4.49	4.80	-6.63%													
SAR 4	5/30/2025	Head	5250	5250	36.44	35.93	1.41%	4.89	4.70	4.00%	5/31/2025	D5GHzV2 SN: 1003 (5.25 GHz)	2/22/2026	17.0	3.830	76.419	80.300	-4.83%	1.110	22.147	22.900	-3.29%	
				5150	36.47	36.05	1.17%	4.76	4.60	3.37%													
				5350	36.02	35.82	0.56%	4.99	4.80	3.82%													
SAR 4	6/1/2025	Head	5250	5250	36.60	35.93	1.86%	4.42	4.70	-6.02%	6/1/2025	D5GHzV2 SN: 1003 (5.25 GHz)	2/22/2026	17.0	4.210	84.001	80.300	4.61%	1.220	24.342	22.900	6.30%	
				5150	36.60	36.05	1.53%	4.28	4.60	-6.97%													
				5350	36.13	35.82	0.87%	4.45	4.80	-7.48%													
SAR 4	6/4/2025	Head	5250	5250	36.84	35.93	2.52%	4.46	4.70	-5.06%	6/4/2025	D5GHzV2 SN: 1003 (5.25 GHz)	2/22/2026	17.0	3.640	72.628	80.300	-9.55%	1.050	20.950	22.900	-8.51%	
				5150	36.89	36.05	2.34%	4.32	4.60	-6.06%													
				5350	36.47	35.82	1.82%	4.49	4.80	-6.65%													
SAR 4	6/8/2025	Head	5250	5250	38.31	35.93	6.61%	4.49	4.70	-4.53%	6/8/2025	D5GHzV2 SN: 1168 (5.25 GHz)	2/6/2026	20.0	8.060	80.600	81.100	-0.62%	2.300	23.000	23.100	-0.43%	
				5150	38.32	36.05	6.30%	4.35	4.60	-5.43%													
				5350	37.87	35.82	5.73%	4.52	4.80	-5.84%													
SAR 4	6/8/2025	Head	5600	5600	37.50	35.53	5.53%	4.89	5.06	-3.42%	6/8/2025	D5GHzV2 SN: 1168 (5.60 GHz)	2/6/2026	20.0	8.030	80.300	81.500	**-1.47%**	2.270	22.700	23.400	-2.99%	60
				5500	37.64	35.65	5.59%	4.75	4.96	-4.25%													
				5725	37.24	35.39	5.22%	4.99	5.19	-3.80%													
SAR 4	6/11/2025	Head	5250	5250	35.77	35.93	-0.45%	4.43	4.70	-5.87%	6/11/2025	D5GHzV2 SN: 1168 (5.25 GHz)	2/6/2026	17.0	3.760	75.022	81.100	**-7.49%**	1.090	21.748	23.100	-5.85%	61
				5150	35.82	36.05	-0.63%	4.29	4.60	-6.65%													
				5350	35.30	35.82	-1.45%	4.48	4.80	-6.84%													
SAR 4	6/11/2025	Head	5600	5600	34.96	35.53	-1.61%	4.81	5.06	-4.95%	6/11/2025	D5GHzV2 SN: 1168 (5.60 GHz)	2/6/2026	17.0	4.060	81.008	81.500	-0.60%	1.150	22.946	23.400	-1.94%	
				5500	35.11	35.65	-1.51%	4.68	4.96	-5.71%													
				5725	34.66	35.39	-2.07%	4.93	5.19	-4.99%													
SAR 4	6/15/2025	Head	5250	5250	38.84	35.93	8.09%	4.45	4.70	-5.45%	6/15/2025	D5GHzV2 SN: 1138 (5.25 GHz)	2/3/2026	17.0	3.930	78.414	79.500	-1.37%	1.140	22.746	22.600	0.65%	
				5150	38.83	36.05	7.72%	4.32	4.60	-6.04%													
				5350	38.43	35.82	7.29%	4.49	4.80	-6.57%													
SAR 4	6/15/2025	Head	5600	5600	38.16	35.53	7.39%	4.87	5.06	-3.86%	6/15/2025	D5GHzV2 SN: 1138 (5.60 GHz)	2/3/2026	17.0	4.330	86.395	82.500	4.72%	1.240	24.741	23.400	5.73%	
				5500	38.27	35.65	7.36%	4.71	4.96	-5.04%													
				5725	37.98	35.39	7.31%	4.96	5.19	-4.42%													
SAR 4	6/18/2025	Head	5250	5250	38.53	35.93	7.23%	4.44	4.70	-5.55%	6/18/2025	D5GHzV2 SN: 1138 (5.25 GHz)	2/3/2026	17.0	3.960	79.012	79.500	-0.61%	1.160	23.145	22.600	2.41%	
				5150	38.53	36.05	6.89%	4.31	4.60	-6.26%													
				5350	38.14	35.82	6.48%	4.48	4.80	-6.67%													
SAR 4	6/18/2025	Head	5600	5600	37.79	35.53	6.35%	4.85	5.06	-4.12%	6/18/2025	D5GHzV2 SN: 1138 (5.60 GHz)	2/3/2026	17.0	4.380	87.392	82.500	5.93%	1.260	25.140	23.400	7.44%	
				5500	37.93	35.65	6.40%	4.71	4.96	-5.10%													
				5725	37.54	35.39	6.07%	4.97	5.19	-4.22%													
SAR 4	6/22/2025	Head	5250	5250	35.22	35.93	-1.98%	4.51	4.70	-4.04%	6/22/2025	D5GHzV2 SN: 1138 (5.25 GHz)	2/3/2026	17.0	4.120	82.205	79.500	3.40%	1.180	23.544	22.600	4.18%	
				5150	35.26	36.05	-2.18%	4.37	4.60	-5.04%													
				5350	34.83	35.82	-2.76%	4.54	4.80	-5.42%													
SAR 4	6/22/2025	Head	5600	5600	34.40	35.53	-3.19%	4.91	5.06	-3.05%	6/22/2025	D5GHzV2 SN: 1138 (5.60 GHz)	2/3/2026	17.0	4.460	88.989	82.500	**7.87%**	1.270	25.340	23.400	8.29%	62
				5500	34.57	35.65	-3.02%	4.77	4.96	-3.81%													
				5725	34.16	35.39	-3.48%	5.01	5.19	-3.45%													
SAR 4	6/25/2025	Head	5250	5250	37.65	35.93	4.78%	4.44	4.70	-5.60%	6/25/2025	D5GHzV2 SN: 1138 (5.25 GHz)	2/3/2026	17.0	4.060	81.008	79.500	1.90%	1.170	23.345	22.600	3.29%	
				5150	37.66	36.05	4.47%	4.30	4.60	-6.50%													
				5350	37.28	35.82	4.08%	4.47	4.80	-6.88%													
SAR 4	6/25/2025	Head	5600	5600	36.88	35.53	3.79%	4.83	5.06	-4.55%	6/25/2025	D5GHzV2 SN: 1138 (5.60 GHz)	2/3/2026	17.0	4.080	81.407	82.500	-1.33%	1.160	23.145	23.400	-1.09%	
				5500	37.02	35.65	3.85%	4.70	4.96	-5.30%													
				5725	36.65	35.39	3.56%	4.94	5.19	-4.71%													
SAR 4	6/29/2025	Head	5250	5250	37.23	35.93	3.61%	4.67	4.70	-0.62%	6/29/2025	D5GHzV2 SN: 1138 (5.25 GHz)	2/3/2026	17.0	4.220	84.200	79.500	**5.91%**	1.220	24.342	22.600	7.71%	63
				5150	37.23	36.05	3.28%	4.55	4.60	-1.06%													
				5350	36.93	35.82	3.10%	4.70	4.80	-2.17%													
SAR 4	6/29/2025	Head	5600	5600	36.59	35.53	2.97%	5.15	5.06	1.75%	6/29/2025	D5GHzV2 SN: 1138 (5.60 GHz)	2/3/2026	17.0	4.250	84.799	82.500	2.79%	1.200	23.943	23.400	2.32%	
				5500	36.79	35.65	3.20%	4.99	4.96	0.55%													
				5725	36.53	35.39	3.22%	5.26	5.19	1.33%													
SAR 4	7/2/2025	Head	5250	5250	37.60	35.93	4.64%	4.54	4.70	-3.53%	7/2/2025	D5GHzV2 SN: 1138 (5.25 GHz)	2/3/2026	17.0	3.750	74.822	79.500	-5.88%	1.090	21.748	22.600	-3.77%	
				5150	37.62	36.05	4.36%	4.39	4.60	-4.47%													
				5350	37.15	35.82	3.72%	4.55	4.80	-5.30%													
SAR 4	7/2/2025	Head	5600	5600	36.81	35.53	3.59%	4.92	5.06	-2.85%	7/2/2025	D5GHzV2 SN: 1138 (5.60 GHz)	2/3/2026	17.0	3.810	76.019	82.500	-7.86%	1.080	21.549	23.400	-7.91%	
				5500	36.64	35.65	2.78%	4.92	4.96	-0.81%													
				5725	36.55	35.39	3.27%	5.02	5.19	-3.16%													
SAR 4	7/6/2025	Head	5250	5250	37.84	35.93	5.31%	4.68	4.70	-0.39%	7/6/2025	D5GHzV2 SN: 1138 (5.25 GHz)	2/3/2026	17.0	3.920	78.214	79.500	-1.62%	1.140	22.746	22.600	0.65%	
				5150	37.87	36.05	5.06%	4.56	4.60	-0.95%													
				5350	37.46	35.82	4.58%	4.71	4.80	-1.90%													
SAR 4	7/6/2025	Head	5600	5600	37.10	35.53	4.41%	5.12	5.06	1.20%	7/6/2025	D5GHzV2 SN: 1138 (5.60 GHz)	2/3/2026	17.0	3.940	78.613	82.500	-4.71%	1.130	22.546	23.400	-3.65%	
				5500	37.27	35.65	4.55%	4.97	4.96	0.16%													
				5725	36.97	35.39	4.46%	5.26	5.19	1.29%													
SAR 4	7/9/2025	Head	5250	5250	35.31	35.93	-1.73%	4.62	4.70	-1.75%	7/9/2025	D5GHzV2 SN: 1138 (5.25 GHz)	2/3/2026	17.0	3.930	78.414	79.500	-1.37%	1.140	22.746	22.600	0.65%	
				5150	35.33	36.05	-1.99%	4.48	4.60	-2.52%													
				5350	34.85	35.82	-2.71%	4.63	4.80	-3.67%													
SAR 4	7/9/2025	Head	5600	5600	34.44	35.53	-3.08%	4.99	5.06	-1.49%	7/9/2025	D5GHzV2 SN: 1138 (5.60 GHz)	2/3/2026	17.0	4.050	80.808	82.500	-2.05%	1.150	22.946	23.400	-1.94%	
				5500	34.63	35.65	-2.86%	4.86	4.96	-2.00%													
				5725	34.20	35.39	-3.37%	5.09	5.19	-1.89%													

This report shall not be reproduced without the written approval of UL Verification Services Inc.

Liquid Check											System Check												
SAR Lab	Date	Tissue Type	Band (MHz)	Freq. (MHz)	Relative Permittivity (εr)			Conductivity (σ)			Date	Dipole Type & Serial Number	Dipole Cal. Due Date	Input Power (dBm)	Measured results for 1-g SAR				Measured results for 10-g SAR				Plot No.
					Measured	Target	Delta	Measured	Target	Delta					Meas. Zoom Scan	Normalize to 1 W	Target (Ref. Value)	Delta ±10%	Meas. Zoom Scan	Normalize to 1 W	Target (Ref. Value)	Delta ±10%	
SAR 4	7/13/2025	Head	5250	5250	37.56	35.93	4.53%	4.67	4.70	-0.62%	7/13/2025	D5GHzV2 SN: 1138 (5.25 GHz)	2/3/2026	17.0	3.770	75.221	79.500	-5.38%	1.090	21.748	22.600	-3.77%	
				5150	37.64	36.05	4.42%	4.51	4.60	-1.93%													
				5350	37.09	35.82	3.55%	4.69	4.80	-2.49%													
SAR 4	7/13/2025	Head	5600	5600	36.83	35.53	3.65%	5.10	5.06	0.86%	7/13/2025	D5GHzV2 SN: 1138 (5.60 GHz)	2/3/2026	17.0	3.890	77.616	82.500	-5.92%	1.110	22.147	23.400	-5.35%	
				5500	36.99	35.65	3.76%	4.94	4.96	-0.34%													
				5725	36.65	35.39	3.56%	5.20	5.19	0.23%													
SAR 4	7/16/2025	Head	5250	5250	37.50	35.93	4.36%	4.51	4.70	-4.15%	7/16/2025	D5GHzV2 SN: 1138 (5.25 GHz)	2/3/2026	17.0	3.820	76.219	79.500	-4.13%	1.110	22.147	22.600	-2.00%	
				5150	37.57	36.05	4.22%	4.37	4.60	-5.02%													
				5350	37.11	35.82	3.60%	4.54	4.80	-5.50%													
SAR 4	7/16/2026	Head	5600	5600	36.73	35.53	3.37%	4.93	5.06	-2.67%	7/16/2025	D5GHzV2 SN: 1138 (5.60 GHz)	2/3/2027	17.0	4.150	82.803	82.500	0.37%	1.180	23.544	23.400	0.62%	
				5500	36.84	35.65	3.34%	4.78	4.96	-3.67%													
				5725	36.50	35.39	3.13%	5.03	5.19	-3.01%													

Liquid Check											System Check												
SAR Lab	Date	Tissue Type	Band (MHz)	Freq. (MHz)	Relative Permittivity (εr)			Conductivity (σ)			Date	Dipole Type & Serial Number	Dipole Cal. Due Date	Input Power (dBm)	Measured results for 1-g SAR				Measured results for 10-g SAR				Plot No.
					Measured	Target	Delta	Measured	Target	Delta					Meas. Zoom Scan	Normalize to 1 W	Target (Ref. Value)	Delta ±10%	Meas. Zoom Scan	Normalize to 1 W	Target (Ref. Value)	Delta ±10%	
SAR 5	5/21/2025	Head	2450	2450	41.84	39.20	6.73%	1.77	1.80	-1.94%	5/22/2025	D2450V2 SN: 706	1/20/2026	17.0	2.560	51.079	52.300	-2.34%	1.210	24.143	24.500	-1.46%	
				2400	41.91	39.30	6.65%	1.72	1.75	-1.86%													
				2500	41.73	39.14	6.63%	1.80	1.85	-2.97%													
SAR 5	5/28/2025	Head	2450	2450	41.42	39.20	5.66%	1.71	1.80	-5.06%	5/28/2025	D2450V2 SN: 706	1/20/2026	17.0	2.590	51.677	52.300	-1.19%	1.230	24.542	24.500	0.17%	
				2400	41.44	39.30	5.45%	1.67	1.75	-4.55%													
				2500	41.35	39.14	5.65%	1.75	1.85	-5.83%													
SAR 5	5/30/2025	Head	2450	2450	41.35	39.20	5.48%	1.70	1.80	-5.56%	5/30/2025	D2450V2 SN: 706	1/20/2026	17.0	2.610	52.076	52.300	-0.43%	1.250	24.941	24.500	1.80%	
				2400	41.42	39.30	5.40%	1.66	1.75	-5.00%													
				2500	41.27	39.14	5.45%	1.74	1.85	-6.21%													
SAR 5	6/1/2025	Head	2450	2450	41.96	39.20	7.04%	1.74	1.80	-3.33%	6/1/2025	D2450V2 SN: 706	1/20/2026	20.0	4.800	48.000	52.300	-8.22%	2.300	23.000	24.500	-6.12%	
				2400	42.01	39.30	6.90%	1.70	1.75	-2.83%													
				2500	41.87	39.14	6.98%	1.78	1.85	-3.94%													
SAR 5	6/4/2025	Head	2450	2450	41.47	39.20	5.79%	1.70	1.80	-5.39%	6/4/2025	D2450V2 SN: 706	1/20/2026	17.0	2.390	47.687	52.300	**-8.82%**	1.150	22.946	24.500	-6.34%	64
				2400	41.52	39.30	5.66%	1.67	1.75	-4.89%													
				2500	41.37	39.14	5.71%	1.75	1.85	-5.88%													
SAR 5	6/8/2025	Head	2450	2450	41.62	39.20	6.17%	1.69	1.80	-6.33%	6/8/2025	D2450V2 SN: 706	1/20/2026	20.0	5.100	51.000	52.300	-2.49%	2.440	24.400	24.500	-0.41%	
				2400	41.67	39.30	6.04%	1.65	1.75	-5.86%													
				2500	41.54	39.14	6.14%	1.73	1.85	-6.91%													
SAR 5	6/11/2025	Head	2450	2450	40.44	39.20	3.16%	1.70	1.80	-5.39%	6/11/2025	D2450V2 SN: 706	1/20/2026	17.0	2.460	49.083	52.300	-6.15%	1.180	23.544	24.500	-3.90%	
				2400	40.51	39.30	3.09%	1.66	1.75	-5.12%													
				2500	40.34	39.14	3.07%	1.75	1.85	-5.88%													
SAR 5	6/15/2025	Head	2450	2450	41.22	39.20	5.15%	1.67	1.80	-7.50%	6/15/2025	D2450V2 SN: 706	1/20/2026	17.0	2.600	51.877	52.300	-0.81%	1.240	24.741	24.500	0.98%	
				2400	41.28	39.30	5.05%	1.63	1.75	-7.12%													
				2500	41.18	39.14	5.22%	1.70	1.85	-8.26%													
SAR 5	6/18/2025	Head	2450	2450	41.78	39.20	6.58%	1.69	1.80	-6.17%	6/18/2025	D2450V2 SN: 706	1/20/2026	17.0	2.550	50.879	52.300	-2.72%	1.220	24.342	24.500	-0.64%	
				2400	41.84	39.30	6.47%	1.65	1.75	-5.63%													
				2500	41.69	39.14	6.52%	1.73	1.85	-6.91%													
SAR 5	6/22/2025	Head	2450	2450	41.24	39.20	5.20%	1.68	1.80	-6.50%	6/22/2025	D2450V2 SN: 706	1/20/2026	17.0	2.470	49.283	52.300	-5.77%	1.190	23.744	24.500	-3.09%	
				2400	41.29	39.30	5.07%	1.64	1.75	-6.15%													
				2500	41.15	39.14	5.14%	1.72	1.85	-7.18%													
SAR 5	6/25/2025	Head	2450	2450	41.93	39.20	6.96%	1.75	1.80	-2.72%	6/25/2025	D2450V2 SN: 706	1/20/2026	17.0	2.500	49.882	52.300	-4.62%	1.210	24.143	24.500	-1.46%	
				2400	41.98	39.30	6.83%	1.71	1.75	-2.38%													
				2500	41.86	39.14	6.96%	1.79	1.85	-3.40%													
SAR 5	6/29/2025	Head	2450	2450	41.87	39.20	6.81%	1.70	1.80	-5.33%	6/29/2025	D2450V2 SN: 706	1/20/2026	17.0	2.600	51.877	52.300	-0.81%	1.250	24.941	24.500	1.80%	
				2400	41.85	39.30	6.50%	1.65	1.75	-5.92%													
				2500	41.78	39.14	6.75%	1.73	1.85	-6.58%													
SAR 5	7/2/2025	Head	2450	2450	41.53	39.20	5.94%	1.72	1.80	-4.44%	7/2/2025	D2450V2 SN: 706	1/20/2026	17.0	2.490	49.682	52.300	-5.01%	1.210	24.143	24.500	-1.46%	
				2400	41.60	39.30	5.86%	1.69	1.75	-3.80%													
				2500	41.45	39.14	5.91%	1.76	1.85	-5.07%													
SAR 5	7/6/2025	Head	2450	2450	41.68	39.20	6.33%	1.69	1.80	-5.89%	7/6/2025	D2450V2 SN: 748	2/8/2026	17.0	2.490	49.682	51.700	**-3.90%**	1.200	23.943	24.200	-1.06%	65
				2400	41.73	39.30	6.19%	1.65	1.75	-5.80%													
				2500	41.59	39.14	6.27%	1.73	1.85	-6.64%													
SAR 5	7/9/2025	Head	2450	2450	39.06	39.20	-0.36%	1.72	1.80	-4.44%	7/9/2025	D2450V2 SN: 706	1/20/2026	17.0	2.630	52.475	52.300	0.34%	1.270	25.340	24.500	3.43%	
				2400	39.10	39.30	-0.50%	1.68	1.75	-4.15%													
				2500	38.95	39.14	-0.48%	1.76	1.85	-5.34%													
SAR 5	7/13/2025	Head	2450	2450	41.01	39.20	4.62%	1.70	1.80	-5.56%	7/13/2025	D2450V2 SN: 706	1/20/2026	17.0	2.530	50.480	52.300	-3.48%	1.190	23.744	24.500	-3.09%	
				2400	41.07	39.30	4.51%	1.66	1.75	-5.18%													
				2500	40.93	39.14	4.58%	1.74	1.85	-6.10%													
SAR 5	7/16/2025	Head	2450	2450	41.64	39.20	6.22%	1.71	1.80	-5.17%	7/16/2025	D2450V2 SN: 706	1/20/2026	17.0	2.550	50.879	52.300	-2.72%	1.230	24.542	24.500	0.17%	
				2400	41.64	39.30	5.96%	1.66	1.75	-5.23%													
				2500	41.51	39.14	6.06%	1.74	1.85	-6.42%													

This report shall not be reproduced without the written approval of UL Verification Services Inc.

Liquid Check											System Check												
SAR Lab	Date	Tissue Type	Band (MHz)	Freq. (MHz)	Relative Permittivity (εr)			Conductivity (σ)			Date	Dipole Type & Serial Number	Dipole Cal. Due Date	Input Power (dBm)	Measured results for 1-g SAR				Measured results for 10-g SAR				Plot No.
					Measured	Target	Delta	Measured	Target	Delta					Meas. Zoom Scan	Normalize to 1 W	Target (Ref. Value)	Delta ±10%	Meas. Zoom Scan	Normalize to 1 W	Target (Ref. Value)	Delta ±10%	
SAR 6	5/19/2025	Head	5250	5250	36.09	35.93	0.44%	4.40	4.70	-6.43%	5/19/2025	D5GHzV2 SN: 1168 (5.25 GHz)	2/6/2026	17.0	4.140	82.604	81.100	1.85%	1.200	23.943	23.100	3.65%	
				5150	36.12	36.05	0.20%	4.27	4.60	-7.19%													
				5350	35.65	35.82	-0.47%	4.44	4.80	-7.65%													
SAR 6	5/23/2025	Head	5250	5250	36.65	35.93	1.99%	4.51	4.70	-4.09%	5/23/2025	D5GHzV2 SN: 1168 (5.25 GHz)	2/6/2026	17.0	4.210	84.001	81.100	3.58%	1.210	24.143	23.100	4.51%	
				5150	36.70	36.05	1.81%	4.38	4.60	-4.87%													
				5350	36.25	35.82	1.20%	4.55	4.80	-5.30%													
SAR 6	5/27/2025	Head	5250	5250	38.20	35.93	6.31%	4.34	4.70	-7.68%	5/27/2025	D5GHzV2 SN: 1168 (5.25 GHz)	2/6/2026	17.0	3.940	78.613	81.100	-3.07%	1.140	22.746	23.100	-1.53%	
				5150	38.19	36.05	5.94%	4.21	4.60	-8.50%													
				5350	37.83	35.82	5.61%	4.38	4.80	-8.94%													
SAR 6	5/30/2025	Head	5250	5250	36.48	35.93	1.52%	4.47	4.70	-4.94%	5/30/2025	D5GHzV2 SN: 1168 (5.25 GHz)	2/6/2026	17.0	4.050	80.808	81.100	-0.36%	1.150	22.946	23.100	-0.67%	
				5150	36.48	36.05	1.20%	4.33	4.60	-5.95%													
				5350	36.05	35.82	0.64%	4.50	4.80	-6.34%													
SAR 6	6/1/2025	Head	5250	5250	37.40	35.93	4.08%	4.42	4.70	-5.94%	6/1/2025	D5GHzV2 SN: 1168 (5.25 GHz)	2/6/2026	20.0	7.970	79.700	81.100	-1.73%	2.300	23.000	23.100	-0.43%	
				5150	37.41	36.05	3.78%	4.27	4.60	-7.08%													
				5350	36.95	35.82	3.16%	4.44	4.80	-7.54%													
SAR 6	6/4/2025	Head	5250	5250	37.13	35.93	3.33%	4.44	4.70	-5.64%	6/4/2025	D5GHzV2 SN: 1168 (5.25 GHz)	2/6/2026	17.0	4.160	83.003	81.100	2.35%	1.200	23.943	23.100	3.65%	
				5150	37.15	36.05	3.06%	4.30	4.60	-6.45%													
				5350	36.74	35.82	2.57%	4.47	4.80	-6.96%													
SAR 6	6/8/2025	Head	5250	5250	38.39	35.93	6.84%	4.45	4.70	-5.40%	6/8/2025	D5GHzV2 SN: 1168 (5.25 GHz)	2/6/2026	20.0	7.800	78.000	81.100	-3.82%	2.230	22.300	23.100	-3.46%	
				5150	38.38	36.05	6.47%	4.31	4.60	-6.26%													
				5350	37.98	35.82	6.03%	4.48	4.80	-6.77%													
SAR 6	6/11/2025	Head	5250	5250	36.91	35.93	2.72%	4.47	4.70	-5.02%	6/11/2025	D5GHzV2 SN: 1168 (5.25 GHz)	2/6/2026	17.0	3.660	73.027	81.100	**-9.95%**	1.080	21.549	23.100	-6.72%	66
				5150	36.91	36.05	2.39%	4.33	4.60	-5.89%													
				5350	36.42	35.82	1.68%	4.50	4.80	-6.34%													
SAR 6	6/15/2025	Head	5250	5250	37.39	35.93	4.05%	4.59	4.70	-2.32%	6/15/2025	D5GHzV2 SN: 1168 (5.25 GHz)	2/6/2026	17.0	3.790	75.620	81.100	-6.76%	1.090	21.748	23.100	-5.85%	
				5150	37.39	36.05	3.73%	4.46	4.60	-3.00%													
				5350	36.95	35.82	3.16%	4.62	4.80	-3.80%													
SAR 6	6/18/2025	Head	5750	5750	36.99	35.36	4.60%	4.96	5.21	-4.87%	6/18/2025	D5GHzV2 SN: 1168 (5.75 GHz)	2/6/2026	17.0	3.620	72.228	79.400	**-9.03%**	1.030	20.551	22.500	-8.66%	67
				5700	36.99	35.42	4.43%	4.88	5.16	-5.47%													
				5850	36.83	35.30	4.33%	5.14	5.32	-3.38%													
SAR 6	6/22/2025	Head	5750	5750	35.47	35.36	0.30%	5.11	5.21	-1.95%	6/22/2025	D5GHzV2 SN: 1168 (5.75 GHz)	2/6/2026	17.0	4.120	82.205	79.400	3.53%	1.180	23.544	22.500	4.64%	
				5700	35.55	35.42	0.37%	5.02	5.16	-2.84%													
				5850	35.33	35.30	0.08%	5.29	5.32	-0.55%													
SAR 6	6/29/2025	Head	5750	5750	35.97	35.36	1.72%	5.17	5.21	-0.93%	6/29/2025	D5GHzV2 SN: 1168 (5.75 GHz)	2/6/2026	17.0	4.100	81.806	79.400	3.03%	1.170	23.345	22.500	3.75%	
				5700	35.75	35.42	0.93%	5.17	5.16	0.18%													
				5850	35.81	35.30	1.44%	5.39	5.32	1.28%													
SAR 6	7/2/2025	Head	5750	5750	37.06	35.36	4.80%	4.92	5.21	-5.67%	7/2/2025	D5GHzV2 SN: 1168 (5.75 GHz)	2/6/2026	17.0	3.620	72.228	79.400	-9.03%	1.040	20.751	22.500	-7.77%	
				5700	37.10	35.42	4.74%	4.84	5.16	-6.25%													
				5850	36.93	35.30	4.62%	5.08	5.32	-4.44%													
SAR 6	7/6/2025	Head	5750	5750	35.87	35.36	1.43%	5.18	5.21	-0.72%	7/6/2025	D5GHzV2 SN: 1168 (5.75 GHz)	2/6/2026	17.0	3.820	76.219	79.400	-4.01%	1.090	21.748	22.500	-3.34%	
				5700	35.83	35.42	1.16%	5.11	5.16	-1.06%													
				5850	35.66	35.30	1.02%	5.38	5.32	1.09%													
SAR 6	7/9/2025	Head	5750	5750	34.91	35.36	-1.28%	4.91	5.21	-5.90%	7/9/2025	D5GHzV2 SN: 1138 (5.75 GHz)	2/6/2026	17.0	3.640	72.628	78.300	**-7.24%**	1.050	20.950	22.200	-5.63%	68
				5700	34.98	35.42	-1.24%	4.83	5.16	-6.46%													
				5850	34.77	35.30	-1.50%	5.08	5.32	-4.45%													
SAR 6	7/13/2025	Head	5750	5750	35.47	35.36	0.30%	5.15	5.21	-1.24%	7/13/2025	D5GHzV2 SN: 1138 (5.75 GHz)	2/3/2026	17.0	4.020	80.210	78.300	2.44%	1.160	23.145	22.200	4.26%	
				5700	35.59	35.42	0.48%	5.05	5.16	-2.28%													
				5850	35.32	35.30	0.06%	5.33	5.32	0.21%													
SAR 6	7/16/2025	Head	5750	5750	37.35	35.36	5.62%	4.85	5.21	-7.00%	7/16/2025	D5GHzV2 SN: 1138 (5.75 GHz)	2/3/2026	17.0	3.920	78.214	78.300	-0.11%	1.130	22.546	22.200	1.56%	
				5700	37.26	35.42	5.20%	4.83	5.16	-6.46%													
				5850	37.20	35.30	5.38%	5.04	5.32	-5.24%													

This report shall not be reproduced without the written approval of UL Verification Services Inc.

Liquid Check											System Check																
SAR Lab	Date	Tissue Type	Band (MHz)	Freq. (MHz)	Relative Permittivity (εr)			Conductivity (σ)			Date	Dipole Type & Serial Number	Dipole Cal. Due Date	Input Power (dBm)	Measured results for 1-g SAR				Measured results for 10-g SAR				Measured results for APD 4 cm²				Plot No.
					Measured	Target	Delta	Measured	Target	Delta					Meas. Zoom Scan	Normalize to 1 W	Target (Ref. Value)	Delta ±10%	Meas. Zoom Scan	Normalize to 1 W	Target (Ref. Value)	Delta ±10%	Meas. Zoom Scan	Normalize to 1 W	Target (Ref. Value)	Delta ±10%	
				5250	35.29	35.93	-1.79%	4.40	4.70	-6.53%																	
SAR 7	5/13/2025	Head	5250	5150	35.32	36.05	-2.02%	4.26	4.60	-7.50%	5/13/2025	D5GHzV2 SN: 1003 (5.25 GHz)	2/22/2026	20.0	7.730	77.300	80.300	-3.74%	2.260	22.600	22.900	-1.31%					
				5350	34.86	35.82	-2.68%	4.41	4.80	-8.13%																	
				5600	34.53	35.53	-2.83%	4.75	5.06	-6.05%																	
SAR 7	5/13/2025	Head	5600	5500	34.66	35.65	-2.77%	4.62	4.96	-6.76%	5/13/2025	D5GHzV2 SN: 1003 (5.60 GHz)	2/22/2026	20.0	8.140	81.400	83.000	-1.93%	2.340	23.400	23.700	-1.27%					
				5725	34.26	35.39	-3.20%	4.85	5.19	-6.52%																	
				5250	36.50	35.93	1.58%	4.49	4.70	-4.51%																	
SAR 7	5/16/2025	Head	5250	5150	36.57	36.05	1.45%	4.35	4.60	-5.45%	5/16/2025	D5GHzV2 SN: 1003 (5.25 GHz)	2/22/2026	20.0	7.590	75.900	80.300	**-5.48%**	2.210	22.100	22.900	-3.49%					69
				5350	36.06	35.82	0.67%	4.52	4.80	-6.00%																	
				5600	35.77	35.53	0.66%	4.86	5.06	-3.92%																	
SAR 7	5/16/2025	Head	5600	5500	35.88	35.65	0.65%	4.74	4.96	-4.50%	5/16/2025	D5GHzV2 SN: 1003 (5.60 GHz)	2/22/2026	20.0	7.900	79.000	83.000	**-4.82%**	2.270	22.700	23.700	-4.22%					70
				5725	35.49	35.39	0.28%	4.97	5.19	-4.19%																	
				6500	33.56	34.50	-2.72%	5.92	6.07	-2.42%																	
SAR 7	5/20/2025	Head	6500	5900	34.75	35.20	-1.28%	5.22	5.38	-3.01%	5/20/2025	D6.5GHzV2 SN: 1032	4/14/2026	17.0	15.700	313.256	291.000	7.65%	2.970	59.259	54.200	9.33%	71.700	1430.603	1320.000	**8.38%**	
				7200	32.38	33.70	-3.92%	6.70	6.89	-2.82%																	
				6500	35.41	34.50	2.64%	6.11	6.07	0.61%																	
SAR 7	5/23/2025	Head	6500	5900	36.64	35.20	4.09%	5.37	5.38	-0.20%	5/23/2025	D6.5GHzV2 SN: 1032	4/14/2026	17.0	15.000	299.289	291.000	2.85%	2.760	55.069	54.200	1.60%	66.700	1330.840	1320.000	0.82%	
				7200	34.22	33.70	1.54%	6.91	6.89	0.28%																	
				6500	35.84	34.50	3.88%	5.89	6.07	-3.03%																	
SAR 7	5/27/2025	Head	6500	5900	36.84	35.20	4.66%	5.14	5.38	-4.41%	5/27/2025	D6.5GHzV2 SN: 1032	4/14/2026	17.0	14.300	285.323	291.000	-1.95%	2.620	52.276	54.200	-3.55%	63.500	1266.992	1320.000	-4.02%	
				7200	34.80	33.70	3.26%	6.70	6.89	-2.74%																	
				6500	34.34	34.50	-0.46%	5.99	6.07	-1.32%																	
SAR 7	5/30/2025	Head	6500	5900	35.43	35.20	0.65%	5.27	5.38	-2.14%	5/30/2025	D6.5GHzV2 SN: 1032	4/14/2026	17.0	15.500	309.266	291.000	6.28%	2.880	57.464	54.200	6.02%	69.800	1392.693	1320.000	5.51%	
				7200	33.20	33.70	-1.48%	6.78	6.89	-1.61%																	
				6500	34.22	34.50	-0.81%	5.83	6.07	-3.97%																	
SAR 7	6/1/2025	Head	6500	5900	35.28	35.20	0.23%	5.11	5.38	-4.96%	6/1/2025	D6.5GHzV2 SN: 1032	4/14/2026	17.0	14.900	297.294	291.000	2.16%	2.750	54.870	54.200	1.24%	66.700	1330.840	1320.000	0.82%	
				7200	33.15	33.70	-1.63%	6.61	6.89	-4.05%																	
				6500	34.31	34.50	-0.55%	5.85	6.07	-3.59%																	
SAR 7	6/4/2025	Head	6500	5900	35.42	35.20	0.62%	5.13	5.38	-4.70%	6/4/2025	D6.5GHzV2 SN: 1032	4/14/2026	17.0	15.800	315.251	291.000	8.33%	2.930	58.461	54.200	7.86%	71.000	1416.636	1320.000	7.32%	
				7200	33.27	33.70	-1.28%	6.60	6.89	-4.25%																	
				6500	35.84	34.50	3.88%	6.05	6.07	-0.26%																	
SAR 7	6/8/2025	Head	6500	5900	36.68	35.20	4.20%	5.32	5.38	-1.08%	6/8/2025	D6.5GHzV2 SN: 1032	4/14/2026	17.0	15.500	309.266	291.000	6.28%	2.820	56.266	54.200	3.81%	68.300	1362.764	1320.000	3.24%	
				7200	34.82	33.70	3.32%	6.86	6.89	-0.45%																	
				6500	33.82	34.50	-1.97%	5.91	6.07	-2.69%																	
SAR 7	6/11/2025	Head	6500	5900	34.88	35.20	-0.91%	5.19	5.38	-3.55%	6/11/2025	D6.5GHzV2 SN: 1032	4/14/2026	17.0	14.300	285.323	291.000	-1.95%	2.800	55.867	54.200	3.08%	67.400	1344.807	1320.000	1.88%	
				7200	32.85	33.70	-2.52%	6.66	6.89	-3.31%																	
				6500	35.46	34.50	2.78%	5.92	6.07	-2.52%																	
SAR 7	6/15/2025	Head	6500	5900	36.52	35.20	3.75%	5.17	5.38	-3.87%	6/15/2025	D6.5GHzV2 SN: 1032	4/14/2026	17.0	15.500	309.266	291.000	6.28%	2.860	57.065	54.200	5.29%	69.300	1382.717	1320.000	4.75%	
				7200	34.33	33.70	1.87%	6.74	6.89	-2.13%																	
				6500	35.50	34.50	2.90%	5.87	6.07	-3.33%																	
SAR 7	6/18/2025	Head	6500	5900	36.58	35.20	3.92%	5.15	5.38	-4.24%	6/18/2025	D6.5GHzV2 SN: 1032	4/14/2026	17.0	15.100	301.285	291.000	3.53%	2.900	57.863	54.200	6.76%	70.600	1408.655	1320.000	6.72%	
				7200	34.75	33.70	3.12%	6.68	6.89	-3.12%																	
				6500	34.80	34.50	0.87%	5.89	6.07	-3.01%																	
SAR 7	6/22/2025	Head	6500	5900	35.87	35.20	1.90%	5.16	5.38	-4.11%	6/22/2025	D6.5GHzV2 SN: 1032	4/14/2026	17.0	14.900	297.294	291.000	2.16%	2.780	55.468	54.200	2.34%	67.200	1340.816	1320.000	1.58%	
				7200	33.67	33.70	-0.09%	6.66	6.89	-3.37%																	
				6500	34.70	34.50	0.58%	6.03	6.07	-0.64%																	
SAR 7	6/25/2025	Head	6500	5900	35.91	35.20	2.02%	5.32	5.38	-1.06%	6/25/2025	D6.5GHzV2 SN: 1032	4/14/2026	17.0	14.600	291.308	291.000	0.11%	2.670	53.274	54.200	-1.71%	64.600	1288.939	1320.000	-2.35%	
				7200	33.54	33.70	-0.47%	6.82	6.89	-0.97%																	
				6500	34.70	34.50	0.58%	6.03	6.07	-0.64%																	
SAR 7	6/29/2025	Head	6500	5900	35.91	35.20	2.02%	5.32	5.38	-1.06%	6/29/2025	D6.5GHzV2 SN: 1032	4/14/2026	17.0	15.900	317.247	291.000	**9.02%**	2.950	58.860	54.200	8.60%	71.500	1426.613	1320.000	8.08%	71
				7200	33.54	33.70	-0.47%	6.82	6.89	-0.97%																	
				6500	35.34	34.50	2.43%	5.95	6.07	-1.98%																	
SAR 7	7/3/2025	Head	6500	5900	36.51	35.20	3.72%	5.19	5.38	-3.53%	7/3/2025	D6.5GHzV2 SN: 1032	4/14/2026	17.0	14.700	293.304	291.000	0.79%	2.850	56.865	54.200	4.92%	68.700	1370.745	1320.000	3.84%	
				7200	34.14	33.70	1.31%	6.75	6.89	-2.03%																	
				6500	34.34	34.50	-0.46%	5.84	6.07	-3.79%																	
SAR 7	7/6/2025	Head	6500	5900	35.48	35.20	0.80%	5.12	5.38	-4.76%	7/6/2025	D6.5GHzV2 SN: 1032	4/14/2026	17.0	14.800	295.299	291.000	1.48%	2.750	54.870	54.200	1.24%	66.900	1334.830	1320.000	1.12%	
				7200	33.14	33.70	-1.66%	6.62	6.89	-3.96%																	
				6500	35.22	34.50	2.09%	6.04	6.07	-0.49%																	
SAR 7	7/9/2025	Head	6500	5900	36.29	35.20	3.10%	5.34	5.38	-0.74%	7/9/2025	D6.5GHzV2 SN: 1032	4/14/2026	17.0	15.500	309.266	291.000	6.28%	2.960	59.060	54.200	8.97%	71.500	1426.613	1320.000	8.08%	
				7200	33.95	33.70	0.74%	6.76	6.89	-1.89%																	
				6500	35.33	34.50	2.41%	5.90	6.07	-2.87%																	
SAR 7	7/13/2025	Head	6500	5900	36.37	35.20	3.32%	5.17	5.38	-3.90%	7/13/2025	D6.5GHzV2 SN: 1032	4/14/2026	17.0	13.900	277.341	291.000	-4.69%	2.520	50.281	54.200	-7.23%	61.200	1221.101	1320.000	-7.49%	
				7200	34.24	33.70	1.60%	6.64	6.89	-3.67%																	
				6500	34.51	34.50	0.03%	5.94	6.07	-2.14%																	
SAR 7	7/16/2025	Head	6500	5900	35.68	35.20	1.36%	5.19	5.38	-3.53%	7/16/2025	D6.5GHzV2 SN: 1032	4/14/2026	17.0	14.800	295.299	291.000	1.48%	2.810	56.067	54.200	3.44%	67.800	1352.788	1320.000	2.48%	

This report shall not be reproduced without the written approval of UL Verification Services Inc.

Liquid Check											System Check																
					Relative Permittivity (εr)			Conductivity (σ)							Measured results for 1-g SAR				Measured results for 10-g SAR				Measured results for APD 4 cm²				
SAR Lab	Date	Tissue Type	Band (MHz)	Freq. (MHz)	Measured	Target	Delta	Measured	Target	Delta	Date	Dipole Type & Serial Number	Dipole Cal. Due Date	Input Power (dBm)	Meas. Zoom Scan	Normalize to 1 W	Target (Ref. Value)	Delta ±10%	Meas. Zoom Scan	Normalize to 1 W	Target (Ref. Value)	Delta ±10%	Meas. Zoom Scan	Normalize to 1 W	Target (Ref. Value)	Delta ±10%	Plot No.
SAR 8	5/19/2025	Head	6500	6500	34.88	34.50	1.10%	5.97	6.07	-1.65%	5/19/2025	D6.5GHzV2 SN: 1032	4/14/2026	17.0	13.600	271.356	291.000	-6.75%	2.540	50.680	54.200	-6.50%	61.600	1229.082	1320.000	-6.89%	
				5900	35.94	35.20	2.10%	5.26	5.38	-2.32%																	
				7200	33.75	33.70	0.15%	6.78	6.89	-1.54%																	
SAR 8	5/23/2025	Head	6500	6500	34.76	34.50	0.75%	5.91	6.07	-2.62%	5/23/2025	D6.5GHzV2 SN: 1032	4/14/2026	17.0	14.800	295.299	291.000	1.48%	2.740	54.670	54.200	0.87%	66.400	1324.854	1320.000	0.37%	
				5900	35.97	35.20	2.19%	5.19	5.38	-3.61%																	
				7200	33.53	33.70	-0.50%	6.69	6.89	-2.93%																	
SAR 8	5/27/2025	Head	6500	6500	33.76	34.50	-2.14%	5.86	6.07	-3.48%	5/27/2025	D6.5GHzV2 SN: 1032	4/14/2026	17.0	14.700	293.304	291.000	0.79%	2.670	53.274	54.200	-1.71%	64.800	1292.930	1320.000	-2.05%	
				5900	34.91	35.20	-0.82%	5.14	5.38	-4.44%																	
				7200	32.63	33.70	-3.18%	6.63	6.89	-3.74%																	
SAR 8	5/31/2025	Head	6500	6500	35.51	34.50	2.93%	5.83	6.07	-3.95%	5/31/2025	D6.5GHzV2 SN: 1032	4/14/2026	17.0	13.700	273.351	291.000	-6.06%	2.520	50.281	54.200	-7.23%	61.000	1217.110	1320.000	-7.79%	
				5900	36.39	35.20	3.38%	5.13	5.38	-4.65%																	
				7200	34.61	33.70	2.70%	6.60	6.89	-4.21%																	
SAR 8	6/1/2025	Head	6500	6500	33.57	34.50	-2.70%	5.82	6.07	-4.14%	6/1/2025	D6.5GHzV2 SN: 1033	3/15/2026	17.0	14.300	285.323	288.000	-0.93%	2.640	52.675	53.100	-0.80%	64.000	1276.968	1300.000	-1.77%	
				5900	34.61	35.20	-1.68%	5.11	5.38	-4.98%																	
				7200	32.37	33.70	-3.95%	6.58	6.89	-4.56%																	
SAR 8	6/4/2025	Head	6500	6500	33.78	34.50	-2.09%	5.90	6.07	-2.80%	6/4/2025	D6.5GHzV2 SN: 1033	3/15/2026	17.0	14.400	287.318	288.000	-0.24%	2.640	52.675	53.100	-0.80%	64.000	1276.968	1300.000	-1.77%	
				5900	34.89	35.20	-0.88%	5.20	5.38	-3.35%																	
				7200	32.71	33.70	-2.94%	6.65	6.89	-3.48%																	
SAR 8	6/8/2025	Head	6500	6500	35.57	34.50	3.10%	6.07	6.07	-0.03%	6/8/2025	D6.5GHzV2 SN: 1032	4/14/2026	17.0	15.200	303.280	291.000	4.22%	2.720	54.271	54.200	0.13%	66.100	1318.868	1320.000	-0.09%	
				5900	36.77	35.20	4.46%	5.31	5.38	-1.32%																	
				7200	34.34	33.70	1.90%	6.88	6.89	-0.12%																	
SAR 8	6/12/2025	Head	6500	6500	34.75	34.50	0.72%	5.89	6.07	-2.97%	6/12/2025	D6.5GHzV2 SN: 1032	4/14/2026	17.0	14.300	285.323	291.000	-1.95%	2.630	52.475	54.200	-3.18%	63.600	1268.987	1320.000	-3.86%	
				5900	35.87	35.20	1.90%	5.16	5.38	-4.09%																	
				7200	33.67	33.70	-0.09%	6.70	6.89	-2.76%																	
SAR 8	6/15/2025	Head	6500	6500	34.76	34.50	0.75%	5.87	6.07	-3.36%	6/15/2025	D6.5GHzV2 SN: 1032	4/14/2026	17.0	14.500	289.313	291.000	-0.58%	2.650	52.874	54.200	-2.45%	64.200	1280.958	1320.000	-2.96%	
				5900	35.82	35.20	1.76%	5.13	5.38	-4.65%																	
				7200	33.60	33.70	-0.30%	6.64	6.89	-3.57%																	
SAR 8	6/18/2025	Head	6500	6500	33.85	34.50	-1.88%	5.83	6.07	-3.95%	6/18/2025	D6.5GHzV2 SN: 1033	3/15/2026	17.0	13.800	275.346	288.000	-4.39%	2.550	50.879	53.100	-4.18%	61.900	1235.067	1300.000	-4.99%	
				5900	34.97	35.20	-0.65%	5.13	5.38	-4.65%																	
				7200	32.58	33.70	-3.32%	6.67	6.89	-3.16%																	
SAR 8	6/22/2025	Head	6500	6500	34.72	34.50	0.64%	5.90	6.07	-2.85%	6/22/2025	D6.5GHzV2 SN: 1032	4/14/2026	17.0	14.300	285.323	291.000	-1.95%	2.610	52.076	54.200	-3.92%	63.200	1261.006	1320.000	-4.47%	
				5900	35.77	35.20	1.62%	5.17	5.38	-3.90%																	
				7200	33.61	33.70	-0.27%	6.66	6.89	-3.37%																	
SAR 8	6/25/2025	Head	6500	6500	35.66	34.50	3.36%	6.00	6.07	-1.22%	6/25/2025	D6.5GHzV2 SN: 1033	3/15/2026	17.0	13.700	273.351	288.000	-5.09%	2.510	50.081	53.100	-5.69%	60.800	1213.119	1300.000	-6.68%	
				5900	36.70	35.20	4.26%	5.27	5.38	-2.12%																	
				7200	34.56	33.70	2.55%	6.75	6.89	-1.99%																	
SAR 8	6/29/2025	Head	6500	6500	35.45	34.50	2.75%	6.36	6.07	4.74%	6/29/2025	D6.5GHzV2 SN: 1033	3/15/2026	17.0	15.700	313.256	288.000	**8.77%**	2.840	56.665	53.100	6.71%	68.900	1374.736	1300.000	**5.75%**	72
				5900	36.91	35.20	4.86%	5.57	5.38	3.44%																	
				7200	33.87	33.70	0.50%	7.23	6.89	4.98%																	
SAR 8	7/2/2025	Head	6500	6500	34.13	34.50	-1.07%	5.91	6.07	-2.69%	7/2/2025	D6.5GHzV2 SN: 1033	3/15/2026	17.0	13.800	275.346	288.000	-4.39%	2.520	50.281	53.100	-5.31%	61.100	1219.105	1300.000	-6.22%	
				5900	35.29	35.20	0.26%	5.20	5.38	-3.42%																	
				7200	33.10	33.70	-1.78%	6.66	6.89	-3.40%																	
SAR 8	7/6/2025	Head	6500	6500	33.57	34.50	-2.70%	5.83	6.07	-3.90%	7/6/2025	D6.5GHzV2 SN: 1033	3/15/2026	17.0	13.700	273.351	288.000	-5.09%	2.530	50.480	53.100	-4.93%	61.300	1223.096	1300.000	-5.92%	
				5900	34.70	35.20	-1.42%	5.13	5.38	-4.74%																	
				7200	32.32	33.70	-4.09%	6.60	6.89	-4.27%																	
SAR 8	7/9/2025	Head	6500	6500	34.48	34.50	-0.06%	5.90	6.07	-2.82%	7/9/2025	D6.5GHzV2 SN: 1032	4/14/2026	17.0	13.500	269.360	291.000	**-7.44%**	2.470	49.283	54.200	-9.07%	59.800	1193.167	1320.000	**-9.61%**	73
				5900	35.57	35.20	1.05%	5.23	5.38	-2.86%																	
				7200	33.37	33.70	-0.98%	6.63	6.89	-3.79%																	
SAR 8	7/13/2025	Head	6500	6500	35.01	34.50	1.48%	5.96	6.07	-1.86%	7/13/2025	D6.5GHzV2 SN: 1032	4/14/2026	17.0	13.700	273.351	291.000	-6.06%	2.520	50.281	54.200	-7.23%	61.100	1219.105	1320.000	-7.64%	
				5900	36.08	35.20	2.50%	5.23	5.38	-2.88%																	
				7200	33.89	33.70	0.56%	6.68	6.89	-3.00%																	
SAR 8	7/16/2025	Head	6500	6500	34.32	34.50	-0.52%	5.86	6.07	-3.44%	7/16/2025	D6.5GHzV2 SN: 1033	3/15/2026	17.0	13.200	263.375	288.000	-8.55%	2.430	48.485	53.100	-8.69%	58.800	1173.214	1300.000	-9.75%	
				5900	35.43	35.20	0.65%	5.14	5.38	-4.44%																	
				7200	33.16	33.70	-1.60%	6.64	6.89	-3.70%																	

This report shall not be reproduced without the written approval of UL Verification Services Inc.

Liquid Check											System Check																	
SAR Lab	Date	Tissue Type	Band (MHz)	Freq. (MHz)	Relative Permittivity (εr)			Conductivity (σ)			Date	Dipole Type & Serial Number	Dipole Cal. Due Date	Input Power (dBm)	Measured results for 1-g SAR				Measured results for 10-g SAR				Measured results for APD 4 cm²				Plot No.
					Measured	Target	Delta	Measured	Target	Delta					Meas. Zoom Scan	Normalize to 1 W	Target (Ref. Value)	Delta ±10%	Meas. Zoom Scan	Normalize to 1 W	Target (Ref. Value)	Delta ±10%	Meas. Zoom Scan	Normalize to 1 W	Target (Ref. Value)	Delta ±10%	
SAR 9	5/13/2025	Head	6500	6500	34.97	34.50	1.36%	5.84	6.07	-3.82%	5/13/2025	D6.5GHzV2 SN: 1033	3/15/2026	20.0	27.700	277.000	288.000	-3.82%	5.170	51.700	53.100	-2.64%	125.000	1250.000	1300.000	-3.85%	
				5900	36.07	35.20	2.47%	5.15	5.38	-4.31%																	
				7200	33.93	33.70	0.68%	6.65	6.89	-3.54%																	
SAR 9	5/16/2025	Head	6500	6500	35.43	34.50	2.70%	5.88	6.07	-3.16%	5/16/2025	D6.5GHzV2 SN: 1033	3/15/2026	17.0	14.400	287.318	288.000	-0.24%	2.670	53.274	53.100	0.33%	64.600	1288.939	1300.000	-0.85%	
				5900	36.50	35.20	3.69%	5.15	5.38	-4.29%																	
				7200	34.33	33.70	1.87%	6.64	6.89	-3.70%																	
SAR 9	5/20/2025	Head	6500	6500	34.44	34.50	-0.17%	5.81	6.07	-4.37%	5/20/2025	D6.5GHzV2 SN: 1033	3/15/2026	17.0	14.200	283.327	288.000	-1.62%	2.610	52.076	53.100	-1.93%	63.300	1263.001	1300.000	-2.85%	
				5900	35.49	35.20	0.82%	5.07	5.38	-5.76%																	
				7200	33.21	33.70	-1.45%	6.61	6.89	-4.12%																	
SAR 9	5/23/2025	Head	6500	6500	35.39	34.50	2.58%	5.91	6.07	-2.72%	5/23/2025	D6.5GHzV2 SN: 1033	3/15/2026	17.0	14.200	283.327	288.000	-1.62%	2.650	52.874	53.100	-0.42%	64.000	1276.968	1300.000	-1.77%	
				5900	36.53	35.20	3.78%	5.17	5.38	-3.98%																	
				7200	34.24	33.70	1.60%	6.69	6.89	-2.96%																	
SAR 9	5/27/2025	Head	6500	6500	34.62	34.50	0.35%	5.81	6.07	-4.27%	5/27/2025	D6.5GHzV2 SN: 1033	3/15/2026	17.0	13.200	263.375	288.000	-8.55%	2.450	48.884	53.100	-7.94%	59.400	1185.186	1300.000	-8.83%	
				5900	35.74	35.20	1.53%	5.08	5.38	-5.59%																	
				7200	33.53	33.70	-0.50%	6.58	6.89	-4.51%																	
SAR 9	5/30/2025	Head	6500	6500	35.77	34.50	3.68%	6.01	6.07	-0.94%	5/30/2025	D6.5GHzV2 SN: 1033	3/15/2026	17.0	15.400	307.270	288.000	6.69%	2.850	56.865	53.100	7.09%	69.400	1384.712	1300.000	6.52%	
				5900	36.85	35.20	4.69%	5.26	5.38	-2.16%																	
				7200	34.64	33.70	2.79%	6.82	6.89	-1.02%																	
SAR 9	6/1/2025	Head	6500	6500	35.79	34.50	3.74%	5.90	6.07	-2.87%	6/1/2025	D6.5GHzV2 SN: 1033	3/15/2026	17.0	15.400	307.270	288.000	**6.69%**	2.880	57.464	53.100	8.22%	69.800	1392.693	1300.000	7.13%	74
				5900	36.83	35.20	4.63%	5.15	5.38	-4.20%																	
				7200	34.69	33.70	2.94%	6.69	6.89	-2.96%																	
SAR 9	6/4/2025	Head	6500	6500	35.07	34.50	1.65%	5.93	6.07	-2.36%	6/4/2025	D6.5GHzV2 SN: 1032	4/14/2026	17.0	15.200	303.280	291.000	4.22%	2.820	56.266	54.200	3.81%	68.300	1362.764	1320.000	3.24%	
				5900	36.20	35.20	2.84%	5.17	5.38	-3.90%																	
				7200	34.04	33.70	1.01%	6.70	6.89	-2.82%																	
SAR 9	6/8/2025	Head	6500	6500	35.81	34.50	3.80%	5.87	6.07	-3.36%	6/8/2025	D6.5GHzV2 SN: 1033	3/15/2026	17.0	14.700	293.304	288.000	1.84%	2.730	54.471	53.100	2.58%	66.100	1318.868	1300.000	1.45%	
				5900	36.88	35.20	4.77%	5.13	5.38	-4.72%																	
				7200	34.58	33.70	2.61%	6.67	6.89	-3.25%																	
SAR 9	6/11/2025	Head	6500	6500	34.94	34.50	1.28%	5.92	6.07	-2.52%	6/11/2025	D6.5GHzV2 SN: 1033	3/15/2026	17.0	13.800	275.346	288.000	-4.39%	2.570	51.278	53.100	-3.43%	62.300	1243.048	1300.000	-4.38%	
				5900	36.08	35.20	2.50%	5.18	5.38	-3.81%																	
				7200	33.78	33.70	0.24%	6.76	6.89	-1.92%																	
SAR 9	6/15/2025	Head	6500	6500	35.47	34.50	2.81%	5.93	6.07	-2.32%	6/15/2025	D6.5GHzV2 SN: 1033	3/15/2026	17.0	13.700	273.351	288.000	-5.09%	2.560	51.079	53.100	-3.81%	62.000	1237.063	1300.000	-4.84%	
				5900	36.58	35.20	3.92%	5.18	5.38	-3.68%																	
				7200	34.25	33.70	1.63%	6.74	6.89	-2.13%																	
SAR 9	6/18/2025	Head	6500	6500	35.35	34.50	2.46%	5.87	6.07	-3.29%	6/18/2025	D6.5GHzV2 SN: 1033	3/15/2026	17.0	14.700	293.304	288.000	1.84%	2.760	55.069	53.100	3.71%	66.700	1330.840	1300.000	2.37%	
				5900	36.50	35.20	3.69%	5.13	5.38	-4.61%																	
				7200	33.99	33.70	0.86%	6.73	6.89	-2.28%																	
SAR 9	6/22/2025	Head	6500	6500	34.90	34.50	1.16%	6.02	6.07	-0.82%	6/22/2025	D6.5GHzV2 SN: 1033	3/15/2026	17.0	15.200	303.280	288.000	5.31%	2.840	56.665	53.100	6.71%	68.800	1372.740	1300.000	5.60%	
				5900	36.03	35.20	2.36%	5.27	5.38	-2.01%																	
				7200	33.74	33.70	0.12%	6.81	6.89	-1.19%																	
SAR 9	6/25/2025	Head	6500	6500	35.66	34.50	3.36%	5.87	6.07	-3.28%	6/25/2025	D6.5GHzV2 SN: 1033	3/15/2026	17.0	14.800	295.299	288.000	2.53%	2.760	55.069	53.100	3.71%	66.800	1332.835	1300.000	2.53%	
				5900	36.76	35.20	4.43%	5.15	5.38	-4.29%																	
				7200	34.61	33.70	2.70%	6.67	6.89	-3.24%																	
SAR 9	6/29/2025	Head	6500	6500	35.57	34.50	3.10%	5.97	6.07	-1.58%	6/29/2025	D6.5GHzV2 SN: 1033	3/15/2026	17.0	14.900	297.294	288.000	3.23%	2.750	54.870	53.100	3.33%	66.500	1326.849	1300.000	2.07%	
				5900	36.92	35.20	4.89%	5.22	5.38	-2.99%																	
				7200	34.01	33.70	0.92%	6.85	6.89	-0.55%																	
SAR 9	7/2/2025	Head	6500	6500	35.24	34.50	2.14%	6.06	6.07	-0.25%	7/2/2025	D6.5GHzV2 SN: 1033	3/15/2026	17.0	14.300	285.323	288.000	-0.93%	2.680	53.473	53.100	0.70%	64.900	1294.925	1300.000	-0.39%	
				5900	36.38	35.20	3.35%	5.31	5.38	-1.28%																	
				7200	34.20	33.70	1.48%	6.88	6.89	-0.15%																	
SAR 9	7/6/2025	Head	6500	6500	35.12	34.50	1.80%	6.26	6.07	3.05%	7/6/2025	D6.5GHzV2 SN: 1032	4/14/2026	17.0	15.500	309.266	291.000	6.28%	2.890	57.663	54.200	6.39%	70.000	1396.684	1320.000	5.81%	
				5900	36.47	35.20	3.61%	5.45	5.38	1.36%																	
				7200	33.72	33.70	0.06%	7.10	6.89	2.98%																	
SAR 9	7/9/2025	head	6500	6500	35.19	34.50	2.00%	5.99	6.07	-1.32%	7/9/2025	D6.5GHzV2 SN: 1032	4/14/2026	17.0	15.600	311.261	291.000	**6.96%**	2.910	58.062	54.200	7.13%	70.600	1408.655	1320.000	**6.72%**	75
				5900	36.24	35.20	2.95%	5.30	5.38	-1.52%																	
				7200	33.97	33.70	0.80%	6.72	6.89	-2.53%																	
SAR 9	7/13/2025	Head	6500	6500	33.63	34.50	-2.52%	5.85	6.07	-3.61%	7/13/2025	D6.5GHzV2 SN: 1032	4/14/2026	17.0	14.900	297.294	291.000	2.16%	2.810	56.067	54.200	3.44%	67.900	1354.783	1320.000	2.64%	
				5900	34.74	35.20	-1.31%	5.13	5.38	-4.61%																	
				7200	32.50	33.70	-3.56%	6.59	6.89	-4.35%																	
SAR 9	7/16/2025	Head	6500	6500	35.66	34.50	3.36%	5.93	6.07	-2.26%	7/16/2025	D6.5GHzV2 SN: 1033	3/15/2026	17.0	14.900	297.294	288.000	3.23%	2.820	56.266	53.100	5.96%	68.300	1362.764	1300.000	4.83%	
				5900	36.81	35.20	4.57%	5.18	5.38	-3.68%																	
				7200	34.57	33.70	2.58%	6.72	6.89	-2.50%																	

This report shall not be reproduced without the written approval of UL Verification Services Inc.

Liquid Check											System Check																	
					Relative Permittivity (εr)			Conductivity (σ)							Measured results for 1-g SAR				Measured results for 10-g SAR				Measured results for APD 4 cm²				
SAR Lab	Date	Tissue Type	Band (MHz)	Freq. (MHz)	Measured	Target	Delta	Measured	Target	Delta	Date	Dipole Type & Serial Number	Dipole Cal. Due Date	Input Power (dBm)	Meas. Zoom Scan	Normalize to 1 W	Target (Ref. Value)	Delta ±10%	Meas. Zoom Scan	Normalize to 1 W	Target (Ref. Value)	Delta ±10%	Meas. Zoom Scan	Normalize to 1 W	Target (Ref. Value)	Delta ±10%	Plot No.
SAR 10	5/19/2025	Head	6500	6500	33.50	34.50	-2.90%	5.89	6.07	-3.03%	5/20/2025	D6.5GHzV2 SN: 1033	3/15/2026	17.0	13.300	265.370	288.000	-7.86%	2.480	49.483	53.100	-6.81%	60.000	1197.157	1300.000	-7.91%	
				5900	34.56	35.20	-1.82%	5.20	5.38	-3.42%																		
				7200	32.37	33.70	-3.95%	6.65	6.89	-3.50%																		
SAR 10	5/23/2025	Head	6500	6500	34.31	34.50	-0.55%	5.90	6.07	-2.88%	5/23/2025	D6.5GHzV2 SN: 1033	3/15/2026	17.0	13.100	261.379	288.000	**-9.24%**	2.460	49.083	53.100	-7.56%	59.400	1185.186	1300.000	**-8.83%**	76
				5900	35.49	35.20	0.82%	5.18	5.38	-3.75%																		
				7200	33.23	33.70	-1.39%	6.67	6.89	-3.22%																		
SAR 10	5/27/2025	Head	6500	6500	33.36	34.50	-3.30%	5.86	6.07	-3.51%	5/27/2025	D6.5GHzV2 SN: 1032	4/14/2026	17.0	14.000	279.337	291.000	-4.01%	2.580	51.478	54.200	-5.02%	62.500	1247.039	1320.000	-5.53%	
				5900	34.53	35.20	-1.90%	5.15	5.38	-4.33%																		
				7200	32.25	33.70	-4.30%	6.60	6.89	-4.22%																		
SAR 10	5/30/2025	Head	6500	6500	33.39	34.50	-3.22%	5.95	6.07	-2.04%	5/30/2025	D6.5GHzV2 SN: 1033	3/15/2026	17.0	13.900	277.341	288.000	-3.70%	2.580	51.478	53.100	-3.06%	62.400	1245.044	1300.000	-4.23%	
				5900	34.52	35.20	-1.93%	5.23	5.38	-2.88%																		
				7200	32.25	33.70	-4.30%	6.70	6.89	-2.80%																		
SAR 10	6/1/2025	Head	6500	6500	33.56	34.50	-2.72%	5.82	6.07	-4.14%	6/1/2025	D6.5GHzV2 SN: 1033	3/15/2026	17.0	14.300	285.323	288.000	-0.93%	2.660	53.074	53.100	-0.05%	64.500	1286.944	1300.000	-1.00%	
				5900	34.63	35.20	-1.62%	5.12	5.38	-4.85%																		
				7200	32.45	33.70	-3.71%	6.61	6.89	-4.14%																		
SAR 10	6/4/2025	Head	6500	6500	33.61	34.50	-2.58%	5.98	6.07	-1.45%	6/4/2025	D6.5GHzV2 SN: 1032	4/14/2026	17.0	14.200	283.327	291.000	-2.64%	2.650	52.874	54.200	-2.45%	64.000	1276.968	1320.000	-3.26%	
				5900	34.76	35.20	-1.25%	5.26	5.38	-2.32%																		
				7200	32.44	33.70	-3.74%	6.71	6.89	-2.55%																		
SAR 10	6/8/2025	Head	6500	6500	34.30	34.50	-0.58%	5.88	6.07	-3.21%	6/8/2025	D6.5GHzV2 SN: 1033	3/15/2026	17.0	14.200	283.327	288.000	-1.62%	2.640	52.675	53.100	-0.80%	63.800	1272.977	1300.000	-2.08%	
				5900	35.42	35.20	0.62%	5.16	5.38	-4.09%																		
				7200	33.11	33.70	-1.75%	6.67	6.89	-3.24%																		
SAR 10	6/11/2025	Head	6500	6500	34.44	34.50	-0.17%	6.08	6.07	0.20%	6/11/2025	D6.5GHzV2 SN: 1033	3/15/2026	17.0	15.400	307.270	288.000	6.69%	2.880	57.464	53.100	8.22%	69.800	1392.693	1300.000	7.13%	
				5900	35.60	35.20	1.14%	5.34	5.38	-0.69%																		
				7200	33.23	33.70	-1.39%	6.88	6.89	-0.13%																		
SAR 10	6/15/2025	Head	6500	6500	33.46	34.50	-3.01%	5.91	6.07	-2.57%	6/15/2025	D6.5GHzV2 SN: 1033	3/15/2026	17.0	13.400	267.365	288.000	-7.16%	2.530	50.480	53.100	-4.93%	61.100	1219.105	1300.000	-6.22%	
				5900	34.61	35.20	-1.68%	5.19	5.38	-3.57%																		
				7200	32.21	33.70	-4.42%	6.71	6.89	-2.66%																		
SAR 10	6/18/2025	Head	6500	6500	34.35	34.50	-0.43%	5.88	6.07	-3.18%	6/18/2025	D6.5GHzV2 SN: 1033	3/15/2026	17.0	13.200	263.375	288.000	-8.55%	2.450	48.884	53.100	-7.94%	59.300	1183.191	1300.000	-8.99%	
				5900	35.42	35.20	0.62%	5.16	5.38	-4.07%																		
				7200	33.16	33.70	-1.60%	6.72	6.89	-2.48%																		
SAR 10	6/22/2025	Head	6500	6500	35.00	34.50	1.45%	5.98	6.07	-1.57%	6/22/2025	D6.5GHzV2 SN: 1032	4/14/2026	17.0	14.200	283.327	291.000	-2.64%	2.610	52.076	54.200	-3.92%	63.100	1259.011	1320.000	-4.62%	
				5900	36.11	35.20	2.59%	5.24	5.38	-2.58%																		
				7200	33.87	33.70	0.50%	6.77	6.89	-1.81%																		
SAR 10	6/25/2025	Head	6500	6500	33.79	34.50	-2.06%	5.89	6.07	-3.03%	6/25/2025	D6.5GHzV2 SN: 1032	4/14/2026	17.0	15.400	307.270	291.000	5.59%	2.940	58.661	54.200	8.23%	71.100	1418.632	1320.000	7.47%	
				5900	34.89	35.20	-0.88%	5.19	5.38	-3.62%																		
				7200	32.71	33.70	-2.94%	6.64	6.89	-3.64%																		
SAR 10	6/29/2025	Head	6500	6500	33.78	34.50	-2.09%	5.99	6.07	-1.30%	6/29/2025	D6.5GHzV2 SN: 1032	4/14/2026	17.0	14.100	281.332	291.000	-3.32%	2.620	52.276	54.200	-3.55%	63.400	1264.996	1320.000	-4.17%	
				5900	35.17	35.20	-0.09%	5.25	5.38	-2.34%																		
				7200	32.28	33.70	-4.21%	6.82	6.89	-0.97%																		
SAR 10	7/2/2025	Head	6500	6500	34.98	34.50	1.39%	5.94	6.07	-2.21%	7/2/2025	D6.5GHzV2 SN: 1032	4/14/2026	17.0	14.700	293.304	291.000	0.79%	2.750	54.870	54.200	1.24%	66.600	1328.845	1320.000	0.67%	
				5900	36.11	35.20	2.59%	5.20	5.38	-3.27%																		
				7200	34.01	33.70	0.92%	6.66	6.89	-3.31%																		
SAR 10	7/6/2025	Head	6500	6500	33.65	34.50	-2.46%	5.83	6.07	-3.89%	7/6/2025	D6.5GHzV2 SN: 1032	4/14/2026	17.0	13.600	271.356	291.000	**-6.75%**	2.580	51.478	54.200	-5.02%	62.300	1243.048	1320.000	**-5.83%**	77
				5900	34.79	35.20	-1.16%	5.13	5.38	-4.65%																		
				7200	32.41	33.70	-3.83%	6.59	6.89	-4.43%																		
SAR 10	7/9/2025	Head	6500	6500	34.93	34.50	1.25%	6.20	6.07	2.14%	7/9/2025	D6.5GHzV2 SN: 1032	4/14/2026	17.0	14.700	293.304	291.000	0.79%	2.740	54.670	54.200	0.87%	66.300	1322.859	1320.000	0.22%	
				5900	36.13	35.20	2.64%	5.49	5.38	2.04%																		
				7200	33.68	33.70	-0.06%	6.92	6.89	0.44%																		
SAR 10	7/13/2025	Head	6500	6500	34.84	34.50	0.99%	5.87	6.07	-3.23%	7/13/2025	D6.5GHzV2 SN: 1032	4/14/2026	17.0	14.400	287.318	291.000	-1.27%	2.670	53.274	54.200	-1.71%	64.600	1288.939	1320.000	-2.35%	
				5900	35.88	35.20	1.93%	5.16	5.38	-4.11%																		
				7200	33.70	33.70	0.00%	6.63	6.89	-3.85%																		
SAR 10	7/16/2025	Head	6500	6500	34.70	34.50	0.58%	6.20	6.07	2.14%	7/16/2025	D6.5GHzV2 SN: 1033	3/15/2026	17.0	14.600	291.308	288.000	1.15%	2.760	55.069	53.100	3.71%	66.700	1330.840	1300.000	2.37%	
				5900	35.92	35.20	2.05%	5.52	5.38	2.60%																		
				7200	33.39	33.70	-0.92%	7.07	6.89	2.57%																		

This report shall not be reproduced without the written approval of UL Verification Services Inc.

Liquid Check											System Check																
SAR Lab	Date	Tissue Type	Band (MHz)	Freq. (MHz)	Relative Permittivity (εr)			Conductivity (σ)			Date	Dipole Type & Serial Number	Dipole Cal. Due Date	Input Power (dBm)	Measured results for 1-g SAR				Measured results for 10-g SAR				Measured results for APD 4 cm²				Plot No.
					Measured	Target	Delta	Measured	Target	Delta					Meas. Zoom Scan	Normalize to 1 W	Target (Ref. Value)	Delta ±10%	Meas. Zoom Scan	Normalize to 1 W	Target (Ref. Value)	Delta ±10%	Meas. Zoom Scan	Normalize to 1 W	Target (Ref. Value)	Delta ±10%	
SAR 11	5/13/2025	Head	5750	5750	33.78	35.36	-4.48%	4.82	5.21	-7.51%	5/14/2025	D5GHzV2 SN: 1138 (5.75 GHz)	2/3/2026	20.0	7.560	75.600	78.300	**-3.45%**	2.200	22.000	22.200	-0.90%					78
				5700	33.92	35.42	-4.23%	4.73	5.16	-8.42%																	
				5850	33.64	35.30	-4.70%	4.98	5.32	-6.41%																	
SAR 11	5/16/2025	Head	2450	2450	39.81	39.20	1.56%	1.63	1.80	-9.50%	5/17/2025	D2450V2 SN: 706	1/20/2026	17.0	2.590	51.677	52.300	-1.19%	1.260	25.140	24.500	2.61%					
				2400	39.85	39.30	1.41%	1.59	1.75	-9.40%																	
				2500	39.71	39.14	1.46%	1.67	1.85	-9.98%																	
SAR 11	5/20/2025	Head	2450	2450	41.74	39.20	6.48%	1.70	1.80	-5.44%	5/20/2025	D2450V2 SN: 748	2/8/2026	17.0	2.380	47.487	51.700	**-8.15%**	1.150	22.946	24.200	-5.18%					79
				2400	41.80	39.30	6.37%	1.66	1.75	-5.12%																	
				2500	41.63	39.14	6.37%	1.74	1.85	-6.15%																	
SAR 11	5/23/2025	Head	2450	2450	42.79	39.20	9.16%	1.76	1.80	-2.50%	5/23/2025	D2450V2 SN: 706	1/20/2026	17.0	2.380	47.487	52.300	**-9.20%**	1.140	22.746	24.500	-7.16%					80
				2400	42.86	39.30	9.07%	1.71	1.75	-2.43%																	
				2500	42.69	39.14	9.08%	1.80	1.85	-3.13%																	
SAR 11	5/27/2025	Head	2450	2450	40.59	39.20	3.55%	1.70	1.80	-5.72%	5/27/2025	D2450V2 SN: 706	1/20/2026	17.0	2.530	50.480	52.300	-3.48%	1.180	23.544	24.500	-3.90%					
				2400	40.66	39.30	3.47%	1.66	1.75	-5.35%																	
				2500	40.48	39.14	3.43%	1.73	1.85	-6.53%																	
SAR 11	5/30/2025	Head	6500	6500	35.40	34.50	2.61%	6.00	6.07	-1.17%	5/30/2025	D6.5GHzV2 SN: 1033	3/15/2026	17.0	13.900	277.341	288.000	**-3.70%**	2.590	51.677	53.100	-2.68%	62.700	1251.029	1300.000	**-3.77%**	81
				5900	36.54	35.20	3.81%	5.26	5.38	-2.30%																	
				7200	34.26	33.70	1.66%	6.82	6.89	-1.00%																	
SAR 11	6/1/2025	Head	2450	2450	41.44	39.20	5.71%	1.67	1.80	-7.33%	6/1/2025	D2450V2 SN: 706	1/20/2026	20.0	4.960	49.600	52.300	-5.16%	2.380	23.800	24.500	-2.86%					
				2400	41.47	39.30	5.53%	1.63	1.75	-6.83%																	
				2500	41.37	39.14	5.71%	1.71	1.85	-7.82%																	
SAR 11	6/4/2025	Head	2450	2450	42.00	39.20	7.14%	1.67	1.80	-7.33%	6/5/2025	D2450V2 SN: 706	1/20/2026	17.0	2.420	48.285	52.300	-7.68%	1.170	23.345	24.500	-4.72%					
				2400	42.06	39.30	7.03%	1.63	1.75	-6.94%																	
				2500	41.91	39.14	7.09%	1.71	1.85	-7.77%																	
SAR 11	6/8/2025	Head	2450	2450	40.45	39.20	3.19%	1.67	1.80	-7.17%	6/8/2025	D2450V2 SN: 706	1/20/2026	20.0	5.340	53.400	52.300	2.10%	2.580	25.800	24.500	5.31%					
				2400	40.51	39.30	3.09%	1.63	1.75	-6.72%																	
				2500	40.37	39.14	3.15%	1.71	1.85	-7.72%																	
SAR 11	6/12/2025	Head	2450	2450	41.62	39.20	6.17%	1.76	1.80	-2.22%	6/12/2025	D2450V2 SN: 706	1/20/2026	17.0	2.560	51.079	52.300	-2.34%	1.230	24.542	24.500	0.17%					
				2400	40.93	39.30	4.16%	1.71	1.75	-2.55%																	
				2500	40.78	39.14	4.20%	1.78	1.85	-3.78%																	
SAR 11	6/15/2025	Head	2450	2450	41.88	39.20	6.84%	1.68	1.80	-6.44%	6/15/2025	D2450V2 SN: 706	1/20/2026	17.0	2.440	48.684	52.300	-6.91%	1.170	23.345	24.500	-4.72%					
				2400	41.92	39.30	6.68%	1.65	1.75	-6.09%																	
				2500	41.81	39.14	6.83%	1.72	1.85	-7.28%																	
SAR 11	6/18/2025	Head	2450	2450	41.81	39.20	6.66%	1.69	1.80	-6.33%	6/18/2025	D2450V2 SN: 706	1/20/2026	17.0	2.400	47.886	52.300	-8.44%	1.150	22.946	24.500	-6.34%					
				2400	41.83	39.30	6.45%	1.64	1.75	-6.37%																	
				2500	41.74	39.14	6.65%	1.72	1.85	-7.34%																	
SAR 11	6/22/2025	Head	2450	2450	41.88	39.20	6.84%	1.71	1.80	-5.00%	6/22/2025	D2450V2 SN: 706	1/20/2026	17.0	2.640	52.675	52.300	0.72%	1.270	25.340	24.500	3.43%					
				2400	41.94	39.30	6.73%	1.67	1.75	-4.60%																	
				2500	41.79	39.14	6.78%	1.75	1.85	-5.50%																	
SAR 11	6/26/2025	Head	2450	2450	42.14	39.20	7.50%	1.69	1.80	-5.89%	6/26/2025	D2450V2 SN: 706	1/20/2026	17.0	2.540	50.680	52.300	-3.10%	1.230	24.542	24.500	0.17%					
				2400	42.18	39.30	7.34%	1.65	1.75	-5.80%																	
				2500	42.06	39.14	7.47%	1.73	1.85	-6.69%																	
SAR 11	6/29/2025	Head	2450	2450	41.34	39.20	5.46%	1.71	1.80	-4.89%	6/29/2025	D2450V2 SN: 748	2/8/2026	17.0	2.740	54.670	51.700	5.75%	1.320	26.337	24.200	8.83%					
				2400	41.33	39.30	5.17%	1.65	1.75	-5.57%																	
				2500	41.25	39.14	5.40%	1.75	1.85	-5.88%																	
SAR 11	7/2/2025	Head	2450	2450	41.13	39.20	4.92%	1.69	1.80	-6.11%	7/2/2025	D2450V2 SN: 748	2/8/2026	17.0	2.550	50.879	51.700	-1.59%	1.230	24.542	24.200	1.41%					
				2400	41.18	39.30	4.79%	1.65	1.75	-5.80%																	
				2500	41.02	39.14	4.81%	1.73	1.85	-6.69%																	
SAR 11	7/6/2025	Head	2450	2450	41.04	39.20	4.69%	1.68	1.80	-6.44%	7/6/2025	D2450V2 SN: 706	1/20/2026	17.0	2.460	49.083	52.300	-6.15%	1.190	23.744	24.500	-3.09%					
				2400	41.09	39.30	4.56%	1.64	1.75	-6.20%																	
				2500	40.93	39.14	4.58%	1.72	1.85	-7.01%																	
SAR 11	7/9/2025	Head	2450	2450	40.63	39.20	3.65%	1.73	1.80	-4.06%	7/9/2025	D2450V2 SN: 706	1/20/2026	17.0	2.580	51.478	52.300	-1.57%	1.250	24.941	24.500	1.80%					
				2400	40.67	39.30	3.49%	1.69	1.75	-3.69%																	
				2500	40.52	39.14	3.53%	1.77	1.85	-4.75%																	
SAR 11	7/13/2025	Head	2450	2450	41.56	39.20	6.02%	1.67	1.80	-7.22%	7/13/2025	D2450V2 SN: 706	1/20/2026	17.0	2.390	47.687	52.300	-8.82%	1.150	22.946	24.500	-6.34%					
				2400	41.60	39.30	5.86%	1.63	1.75	-6.77%																	
				2500	41.48	39.14	5.99%	1.71	1.85	-7.82%																	
SAR 11	7/16/2025	Head	2450	2450	41.38	39.20	5.56%	1.73	1.80	-3.89%	7/16/2025	D2450V2 SN: 706	1/20/2026	17.0	2.560	51.079	52.300	-2.34%	1.240	24.741	24.500	0.98%					
				2400	41.40	39.30	5.35%	1.69	1.75	-3.52%																	
				2500	41.25	39.14	5.40%	1.77	1.85	-4.53%																	

This report shall not be reproduced without the written approval of UL Verification Services Inc.

Liquid Check											System Check												
SAR Lab	Date	Tissue Type	Band (MHz)	Freq. (MHz)	Relative Permittivity (εr)			Conductivity (σ)			Date	Dipole Type & Serial Number	Dipole Cal. Due Date	Input Power (dBm)	Measured results for 1-g SAR				Measured results for 10-g SAR				Plot No.
					Measured	Target	Delta	Measured	Target	Delta					Meas. Zoom Scan	Normalize to 1 W	Target (Ref. Value)	Delta ±10%	Meas. Zoom Scan	Normalize to 1 W	Target (Ref. Value)	Delta ±10%	
SAR 12	5/16/2025	Head	5250	5250	35.08	35.93	-2.37%	4.52	4.70	-3.81%	5/16/2025	D5GHzV2 SN: 1138 (5.25 GHz)	2/3/2026	20.0	7.380	73.800	79.500	**-7.17%**	2.110	21.100	22.600	-6.64%	82
				5150	35.13	36.05	-2.54%	4.39	4.60	-4.47%													
				5350	34.63	35.82	-3.32%	4.55	4.80	-5.25%													
SAR 12	5/16/2025	Head	5600	5600	34.32	35.53	-3.42%	4.89	5.06	-3.31%	5/16/2025	5HzV2 SN: 1138 (5.60 G	2/3/2026	20.0	8.060	80.600	82.500	**-2.30%**	2.228	22.280	23.400	-4.79%	83
				5500	34.40	35.65	-3.50%	4.78	4.96	-3.69%													
				5725	34.04	35.39	-3.82%	5.00	5.19	-3.70%													
SAR 12	5/16/2025	Head	5750	5750	33.99	35.36	-3.88%	5.06	5.21	-2.89%	5/16/2025	5HzV2 SN: 1138 (5.75 G	2/3/2026	20.0	7.450	74.500	78.300	**-4.85%**	2.120	21.200	22.200	-4.50%	84
				5700	34.09	35.42	-3.75%	4.97	5.16	-3.81%													
				5850	33.84	35.30	-4.14%	5.25	5.32	-1.41%													
SAR 12	5/16/2025	Head	2450	2450	39.85	39.20	1.66%	1.78	1.80	-1.39%	5/17/2025	D2450V2 SN: 748	2/8/2026	17.0	2.460	49.083	51.700	-5.06%	1.160	23.145	24.200	-4.36%	
				2400	39.91	39.30	1.56%	1.74	1.75	-0.61%													
				2500	39.77	39.14	1.62%	1.82	1.85	-1.94%													
SAR 12	5/20/2025	Head	2450	2450	39.57	39.20	0.94%	1.76	1.80	-2.11%	5/20/2025	D2450V2 SN: 748	2/8/2026	17.0	2.450	48.884	51.700	**-5.45%**	1.150	22.946	24.200	-5.18%	85
				2400	39.64	39.30	0.87%	1.72	1.75	-1.69%													
				2500	39.47	39.14	0.85%	1.80	1.85	-2.75%													
SAR 12	5/23/2025	Head	2450	2450	39.65	39.20	1.15%	1.74	1.80	-3.33%	5/23/2025	D2450V2 SN: 748	2/8/2026	17.0	2.460	49.083	51.700	-5.06%	1.160	23.145	24.200	-4.36%	
				2400	39.71	39.30	1.05%	1.70	1.75	-3.01%													
				2500	39.56	39.14	1.08%	1.78	1.85	-4.26%													
SAR 12	5/27/2025	Head	2450	2450	39.29	39.20	0.23%	1.79	1.80	-0.72%	5/27/2025	D2450V2 SN: 706	1/20/2026	17.0	2.480	49.483	52.300	-5.39%	1.170	23.345	24.500	-4.72%	
				2400	39.36	39.30	0.16%	1.75	1.75	-0.21%													
				2500	39.18	39.14	0.11%	1.82	1.85	-1.67%													
SAR 12	5/30/2025	Head	2450	2450	37.96	39.20	-3.16%	1.73	1.80	-3.83%	5/30/2025	D2450V2 SN: 706	1/20/2026	17.0	2.400	47.886	52.300	**-8.44%**	1.140	22.746	24.500	-7.16%	86
				2400	38.05	39.30	-3.17%	1.70	1.75	-3.23%													
				2500	37.87	39.14	-3.24%	1.77	1.85	-4.43%													
SAR 12	6/1/2025	Head	2450	2450	37.55	39.20	-4.21%	1.70	1.80	-5.33%	6/1/2025	D2450V2 SN: 706	1/20/2026	20.0	5.330	53.300	52.300	1.91%	2.520	25.200	24.500	2.86%	
				2400	37.58	39.30	-4.37%	1.67	1.75	-4.72%													
				2500	37.48	39.14	-4.23%	1.74	1.85	-5.99%													
SAR 12	6/4/2025	Head	2450	2450	40.90	39.20	4.34%	1.74	1.80	-3.33%	6/4/2025	D2450V2 SN: 706	1/20/2026	17.0	2.400	47.886	52.300	-8.44%	1.140	22.746	24.500	-7.16%	
				2400	40.96	39.30	4.23%	1.71	1.75	-2.38%													
				2500	40.80	39.14	4.25%	1.79	1.85	-3.45%													
SAR 12	6/8/2025	Head	2450	2450	40.18	39.20	2.50%	1.70	1.80	-5.33%	6/8/2025	D2450V2 SN: 706	1/20/2026	20.0	5.500	55.000	52.300	5.16%	2.610	26.100	24.500	6.53%	
				2400	40.23	39.30	2.37%	1.67	1.75	-4.89%													
				2500	40.09	39.14	2.44%	1.74	1.85	-5.99%													
SAR 12	6/11/2025	Head	2450	2450	39.43	39.20	0.59%	1.71	1.80	-4.83%	6/11/2025	D2450V2 SN: 706	1/20/2026	17.0	2.400	47.886	52.300	-8.44%	1.150	22.946	24.500	-6.34%	
				2400	39.51	39.30	0.54%	1.68	1.75	-3.98%													
				2500	39.37	39.14	0.60%	1.75	1.85	-5.50%													
SAR 12	6/15/2025	Head	2450	2450	39.21	39.20	0.03%	1.69	1.80	-5.94%	6/15/2025	D2450V2 SN: 706	1/20/2026	17.0	2.510	50.081	52.300	-4.24%	1.180	23.544	24.500	-3.90%	
				2400	39.26	39.30	-0.09%	1.66	1.75	-5.52%													
				2500	39.14	39.14	0.01%	1.73	1.85	-6.80%													
SAR 12	6/18/2025	Head	2450	2450	40.41	39.20	3.09%	1.74	1.80	-3.33%	6/18/2025	D2450V2 SN: 706	1/20/2026	17.0	2.510	50.081	52.300	-4.24%	1.190	23.744	24.500	-3.09%	
				2400	40.44	39.30	2.91%	1.69	1.75	-3.52%													
				2500	40.32	39.14	3.02%	1.77	1.85	-4.53%													
SAR 12	6/22/2025	Head	2450	2450	39.56	39.20	0.92%	1.71	1.80	-5.17%	6/22/2025	D2450V2 SN: 706	1/20/2026	17.0	2.430	48.485	52.300	-7.29%	1.150	22.946	24.500	-6.34%	
				2400	39.62	39.30	0.82%	1.67	1.75	-4.66%													
				2500	39.47	39.14	0.85%	1.75	1.85	-5.72%													
SAR 12	6/26/2025	Head	2450	2450	40.45	39.20	3.19%	1.73	1.80	-3.89%	6/25/2025	D2450V2 SN: 706	1/20/2026	17.0	2.630	52.475	52.300	0.34%	1.260	25.140	24.500	2.61%	
				2400	40.51	39.30	3.09%	1.69	1.75	-3.52%													
				2500	40.35	39.14	3.10%	1.77	1.85	-4.80%													
SAR 12	6/29/2025	Head	2450	2450	40.38	39.20	3.01%	1.77	1.80	-1.44%	6/29/2025	D2450V2 SN: 748	2/8/2026	17.0	2.510	50.081	51.700	-3.13%	1.190	23.744	24.200	-1.89%	
				2400	40.38	39.30	2.76%	1.72	1.75	-2.04%													
				2500	40.28	39.14	2.92%	1.81	1.85	-2.65%													
SAR 12	7/2/2025	Head	2450	2450	41.09	39.20	4.82%	1.76	1.80	-2.22%	7/2/2025	D2450V2 SN: 706	1/20/2026	17.0	2.550	50.879	52.300	-2.72%	1.210	24.143	24.500	-1.46%	
				2400	41.14	39.30	4.69%	1.71	1.75	-2.38%													
				2500	40.97	39.14	4.68%	1.79	1.85	-3.45%													
SAR 12	7/6/2025	Head	2450	2450	39.37	39.20	0.43%	1.73	1.80	-3.89%	7/6/2025	D2450V2 SN: 706	1/20/2026	17.0	2.480	49.483	52.300	-5.39%	1.170	23.345	24.500	-4.72%	
				2400	39.42	39.30	0.31%	1.69	1.75	-3.52%													
				2500	39.27	39.14	0.34%	1.77	1.85	-4.70%													
SAR 12	7/9/2025	Head	2450	2450	37.57	39.20	-4.16%	1.68	1.80	-6.67%	7/9/2025	D2450V2 SN: 706	1/20/2026	17.0	2.420	48.285	52.300	-7.68%	1.150	22.946	24.500	-6.34%	
				2400	37.64	39.30	-4.22%	1.64	1.75	-6.37%													
				2500	37.64	39.14	-3.82%	1.71	1.85	-7.77%													
SAR 12	7/13/2025	Head	2450	2450	37.51	39.20	-4.31%	1.68	1.80	-6.61%	7/13/2025	D2450V2 SN: 706	1/20/2026	17.0	2.400	47.886	52.300	-8.44%	1.140	22.746	24.500	-7.16%	
				2400	37.57	39.30	-4.39%	1.64	1.75	-6.15%													
				2500	37.43	39.14	-4.36%	1.72	1.85	-7.28%													
SAR 12	7/16/2025	Head	2450	2450	39.19	39.20	-0.03%	1.68	1.80	-6.67%	7/16/2025	D2450V2 SN: 706	1/20/2026	17.0	2.700	53.872	52.300	3.01%	1.290	25.739	24.500	5.06%	
				2400	39.21	39.30	-0.22%	1.65	1.75	-5.80%													
				2500	39.00	39.14	-0.35%	1.72	1.85	-7.23%													

This report shall not be reproduced without the written approval of UL Verification Services Inc.

Liquid Check											System Check												
SAR Lab	Date	Tissue Type	Band (MHz)	Freq. (MHz)	Relative Permittivity (cr)			Conductivity (σ)			Date	Dipole Type & Serial Number	Dipole Cal. Due Date	Input Power (dBm)	Measured results for 1-g SAR				Measured results for 10-g SAR				Plot No.
					Measured	Target	Delta	Measured	Target	Delta					Meas. Zoom Scan	Normalize to 1 W	Target (Ref. Value)	Delta ±10%	Meas. Zoom Scan	Normalize to 1 W	Target (Ref. Value)	Delta ±10%	
SAR 14	5/14/2025	Head	1640	1640	43.77	40.25	8.73%	1.22	1.31	-6.50%	5/14/2025	D1640V2 SN: 324	6/13/2026	20.0	3.430	34.300	33.900	1.18%	1.910	19.100	18.300	4.37%	
				1610	43.85	40.30	8.81%	1.20	1.29	-6.90%													
				1665	43.72	40.22	8.71%	1.24	1.32	-6.36%													
SAR 14	5/18/2025	Head	1640	1640	40.73	40.25	1.18%	1.21	1.31	-7.80%	5/18/2025	D1640V2 SN: 324	6/13/2026	20.0	3.100	31.000	33.900	**-8.55%**	1.730	17.300	18.300	-5.46%	87
				1610	40.79	40.30	1.22%	1.19	1.29	-7.83%													
				1665	40.68	40.22	1.16%	1.22	1.32	-7.87%													
SAR 14	5/21/2025	Head	1900	1900	41.41	40.00	3.52%	1.39	1.40	-0.71%	5/21/2025	D1900V2 SN: 5d140	4/14/2026	17.0	1.910	38.110	39.400	-3.28%	1.010	20.152	20.600	-2.17%	
				1850	41.46	40.00	3.65%	1.35	1.40	-3.50%													
				1920	41.38	40.00	3.45%	1.41	1.40	0.36%													
SAR 14	5/22/2025	Head	1750	1750	41.50	40.08	3.53%	1.30	1.37	-5.26%	5/22/2025	D1750V2 SN: 1053	10/13/2025	17.0	1.710	34.119	36.600	-6.78%	0.932	18.596	19.300	-3.65%	
				1695	41.57	40.17	3.49%	1.27	1.34	-5.08%													
				1780	41.44	40.04	3.50%	1.31	1.39	-5.40%													
SAR 14	5/26/2025	Head	1900	1900	39.91	40.00	-0.23%	1.33	1.40	-5.21%	5/26/2025	D1900V2 SN: 5d140	4/14/2026	17.0	1.820	36.314	39.400	**-7.83%**	0.954	19.035	20.600	-7.60%	88
				1850	40.02	40.00	0.05%	1.30	1.40	-7.29%													
				1920	39.88	40.00	-0.30%	1.34	1.40	-4.36%													
SAR 14	5/26/2025	Head	1750	1750	43.37	40.08	8.20%	1.26	1.37	-7.96%	5/26/2025	D1750V2 SN: 1053	10/13/2025	17.0	1.790	35.715	36.600	-2.42%	0.957	19.095	19.300	-1.06%	
				1695	43.42	40.17	8.09%	1.23	1.34	-7.99%													
				1780	43.34	40.04	8.25%	1.28	1.39	-7.64%													
SAR 14	5/30/2025	Head	1750	1750	43.74	40.08	9.12%	1.27	1.37	-6.94%	5/30/2025	D1750V2 SN: 1053	10/13/2025	17.0	1.700	33.919	36.600	**-7.32%**	0.930	18.556	19.300	-3.86%	89
				1695	43.92	40.17	9.34%	1.25	1.34	-6.72%													
				1780	43.76	40.04	9.29%	1.30	1.39	-6.49%													
SAR 14	5/30/2025	Head	1900	1900	43.62	40.00	9.05%	1.37	1.40	-2.07%	5/30/2025	D1900V2 SN: 5d140	4/14/2026	17.0	1.970	39.307	39.400	-0.24%	1.050	20.950	20.600	1.70%	
				1850	43.69	40.00	9.22%	1.33	1.40	-4.86%													
				1920	43.68	40.00	9.20%	1.38	1.40	-1.36%													
SAR 14	6/3/2025	Head	1750	1750	40.27	40.08	0.46%	1.30	1.37	-4.89%	6/3/2025	D1750V2 SN: 1053	10/13/2025	17.0	1.720	34.319	36.600	-6.23%	0.941	18.775	19.300	-2.72%	
				1695	40.37	40.17	0.50%	1.27	1.34	-4.85%													
				1780	40.23	40.04	0.48%	1.32	1.39	-4.90%													
SAR 14	6/3/2025	Head	1900	1900	40.03	40.00	0.08%	1.39	1.40	-0.79%	6/3/2025	D1900V2 SN: 5d140	4/14/2026	17.0	1.990	39.706	39.400	0.78%	1.060	21.150	20.600	2.67%	
				1850	40.12	40.00	0.30%	1.36	1.40	-3.07%													
				1920	39.98	40.00	-0.05%	1.40	1.40	0.00%													
SAR 14	6/7/2025	Head	1750	1750	40.23	40.08	0.36%	1.30	1.37	-4.75%	6/6/2025	D1750V2 SN: 1053	10/13/2025	17.0	1.810	36.114	36.600	-1.33%	1.000	19.953	19.300	3.38%	
				1695	40.35	40.17	0.45%	1.28	1.34	-4.48%													
				1780	40.19	40.04	0.38%	1.32	1.39	-4.75%													
SAR 14	6/7/2025	Head	1900	1900	40.01	40.00	0.02%	1.39	1.40	-0.43%	6/6/2025	D1900V2 SN: 5d140	4/14/2026	17.0	2.080	41.501	39.400	5.33%	1.120	22.347	20.600	8.48%	
				1850	40.11	40.00	0.27%	1.36	1.40	-2.79%													
				1920	39.96	40.00	-0.10%	1.41	1.40	0.43%													
SAR 14	6/10/2025	Head	1750	1750	42.62	40.08	6.33%	1.28	1.37	-6.43%	6/10/2025	D1750V2 SN: 1053	10/13/2025	17.0	1.800	35.915	36.600	-1.87%	0.987	19.693	19.300	2.04%	
				1695	42.66	40.17	6.20%	1.25	1.34	-6.57%													
				1780	42.59	40.04	6.37%	1.30	1.39	-6.13%													
SAR 14	6/10/2025	Head	1900	1900	42.37	40.00	5.92%	1.38	1.40	-1.50%	6/10/2025	D1900V2 SN: 5d140	4/14/2026	17.0	1.990	39.706	39.400	0.78%	1.070	21.349	20.600	3.64%	
				1850	42.50	40.00	6.25%	1.35	1.40	-3.57%													
				1920	42.34	40.00	5.85%	1.39	1.40	-0.50%													
SAR 14	6/13/2025	Head	1640	1640	43.02	40.25	6.87%	1.25	1.31	-4.20%	6/13/2025	D1640V2 SN: 324	6/13/2026	17.0	1.660	33.121	33.900	-2.30%	0.926	18.476	18.300	0.96%	
				1610	42.88	40.30	6.40%	1.23	1.29	-5.04%													
				1665	43.09	40.22	7.15%	1.24	1.32	-6.13%													
SAR 14	6/13/2025	Head	1750	1750	43.17	40.08	7.70%	1.34	1.37	-2.12%	6/13/2025	D1750V2 SN: 1053	10/13/2025	17.0	1.840	36.713	36.600	0.31%	1.010	20.152	19.300	4.42%	
				1695	42.83	40.17	6.62%	1.26	1.34	-5.60%													
				1780	42.86	40.04	7.05%	1.29	1.39	-6.85%													
SAR 14	6/13/2025	Head	1900	1900	42.70	40.00	6.75%	1.34	1.40	-4.07%	6/13/2025	D1900V2 SN: 5d140	4/14/2026	17.0	1.950	38.908	39.400	-1.25%	1.040	20.751	20.600	0.73%	
				1850	42.80	40.00	7.00%	1.31	1.40	-6.29%													
				1920	42.66	40.00	6.65%	1.35	1.40	-3.29%													
SAR 14	6/17/2025	Head	1640	1640	42.68	40.25	6.03%	1.25	1.31	-4.74%	6/17/2025	D1640V2 SN: 324	6/13/2026	17.0	1.640	32.722	33.900	-3.47%	0.923	18.416	18.300	0.64%	
				1610	42.79	40.30	6.18%	1.23	1.29	-4.81%													
				1665	42.62	40.22	5.98%	1.26	1.32	-4.85%													
SAR 14	6/17/2025	Head	1750	1750	42.48	40.08	5.98%	1.30	1.37	-5.40%	6/17/2025	D1750V2 SN: 1053	10/13/2025	17.0	1.800	35.915	36.600	-1.87%	0.990	19.753	19.300	2.35%	
				1695	42.58	40.17	6.00%	1.27	1.34	-5.00%													
				1780	42.46	40.04	6.05%	1.31	1.39	-5.33%													
SAR 14	6/17/2025	Head	1900	1900	42.26	40.00	5.65%	1.38	1.40	-1.21%	6/17/2025	D1900V2 SN: 5d140	4/14/2026	17.0	2.000	39.905	39.400	1.28%	1.080	21.549	20.600	4.61%	
				1850	42.38	40.00	5.95%	1.35	1.40	-3.29%													
				1920	42.24	40.00	5.60%	1.39	1.40	-0.50%													
SAR 14	6/20/2025	Head	1640	1640	38.49	40.25	-4.38%	1.20	1.31	-8.10%	6/20/2025	D1640V2 SN: 324	6/13/2026	17.0	1.610	32.124	33.900	-5.24%	0.901	17.977	18.300	-1.76%	
				1610	38.56	40.30	-4.32%	1.18	1.29	-8.29%													
				1665	38.44	40.22	-4.41%	1.21	1.32	-8.10%													
SAR 14	6/20/2025	Head	1750	1750	38.32	40.08	-4.40%	1.26	1.37	-8.03%	6/20/2025	D1750V2 SN: 1053	10/13/2025	17.0	1.720	34.319	36.600	-6.23%	0.950	18.955	19.300	-1.79%	
				1695	38.39	40.17	-4.43%	1.23	1.34	-8.14%													
				1780	38.30	40.04	-4.34%	1.28	1.39	-7.93%													
SAR 14	6/20/2025	Head	1900	1900	38.14	40.00	-4.65%	1.36	1.40	-3.21%	6/20/2025	D1900V2 SN: 5d140	4/14/2026	17.0	2.010	40.105	39.400	1.79%	1.080	21.549	20.600	4.61%	
				1850	38.23	40.00	-4.43%	1.32	1.40	-5.64%													
				1920	38.10	40.00	-4.75%	1.37	1.40	-2.29%													
SAR 14	6/24/2025	Head	1640	1640	40.71	40.25	1.13%	1.23	1.31	-6.12%	6/24/2025	D1640V2 SN: 324	6/13/2026	17.0	1.640	32.722	33.900	-3.47%	0.918	18.317	18.300	0.09%	
				1610	40.74	40.30	1.09%	1.21	1.29	-6.20%													
				1665	40.68	40.22	1.16%	1.24	1.32	-5.98%													
SAR 14	6/24/2025	Head	1750	1750	40.51	40.08	1.06%	1.29	1.37	-5.70%	6/24/2025	D1750V2 SN: 1053	10/13/2025	17.0	1.790	35.715	36.600	-2.42%	0.980	19.554	19.300	1.31%	
				1695	40.62	40.17	1.12%	1.26	1.34	-5.83%													
				1780	40.46	40.04	1.05%	1.31	1.39	-5.62%													
SAR 14	6/24/2025	Head	1900	1900	40.26	40.00	0.65%	1.38	1.40	-1.79%	6/24/2025	D1900V2 SN: 5d140	4/14/2026	17.0	2.040	40.703	39.400	3.31%	1.100	21.948	20.600	6.54%	
				1850	40.32	40.00	0.80%	1.35	1.40	-3.79%													
				1920	40.23	40.00	0.57%	1.39	1.40	-0.93%													

This report shall not be reproduced without the written approval of UL Verification Services Inc.

Liquid Check											System Check												
SAR Lab	Date	Tissue Type	Band (MHz)	Freq. (MHz)	Relative Permittivity (εr)			Conductivity (σ)			Date	Dipole Type & Serial Number	Dipole Cal. Due Date	Input Power (dBm)	Measured results for 1-g SAR				Measured results for 10-g SAR				Plot No.
					Measured	Target	Delta	Measured	Target	Delta					Meas. Zoom Scan	Normalize to 1 W	Target (Ref. Value)	Delta ±10%	Meas. Zoom Scan	Normalize to 1 W	Target (Ref. Value)	Delta ±10%	
				1640	40.94	40.25	1.70%	1.22	1.31	-6.57%													
SAR 14	6/27/2025	Head	1640	1610	40.98	40.30	1.69%	1.20	1.29	-6.90%	6/27/2025	D1640V2 SN: 324	6/13/2026	17.0	1.620	32.323	33.900	-4.65%	0.895	17.858	18.300	-2.42%	
				1665	40.89	40.22	1.68%	1.24	1.32	-6.36%													
				1750	40.69	40.08	1.51%	1.28	1.37	-6.79%													
SAR 14	6/27/2025	Head	1750	1695	40.81	40.17	1.60%	1.25	1.34	-6.50%	6/27/2025	D1750V2 SN: 1053	10/13/2025	17.0	1.750	34.917	36.600	-4.60%	0.950	18.955	19.300	-1.79%	
				1780	40.67	40.04	1.58%	1.29	1.39	-6.99%													
				1900	40.67	40.00	1.68%	1.36	1.40	-2.86%													
SAR 14	6/27/2025	Head	1900	1850	40.68	40.00	1.70%	1.32	1.40	-5.57%	6/27/2025	D1900V2 SN: 5d140	4/14/2026	17.0	1.970	39.307	39.400	-0.24%	1.050	20.950	20.600	1.70%	
				1920	40.64	40.00	1.60%	1.37	1.40	-1.93%													
				1640	42.85	40.25	6.45%	1.22	1.31	-6.65%													
SAR 14	7/1/2025	Head	1640	1610	42.93	40.30	6.53%	1.20	1.29	-6.82%	7/1/2025	D1640V2 SN: 324	6/13/2026	17.0	1.600	31.924	33.900	-5.83%	0.898	17.917	18.300	-2.09%	
				1665	42.80	40.22	6.43%	1.23	1.32	-6.74%													
				1750	42.67	40.08	6.45%	1.27	1.37	-6.94%													
SAR 14	7/1/2025	Head	1750	1695	42.74	40.17	6.40%	1.25	1.34	-6.87%	7/1/2025	D1750V2 SN: 1053	10/13/2025	17.0	1.730	34.518	36.600	-5.69%	0.952	18.995	19.300	-1.58%	
				1780	42.65	40.04	6.52%	1.29	1.39	-6.85%													
				1900	42.44	40.00	6.10%	1.36	1.40	-2.86%													
SAR 14	7/1/2025	Head	1900	1850	42.52	40.00	6.30%	1.33	1.40	-4.86%	7/1/2025	D1900V2 SN: 5d140	4/14/2026	17.0	1.930	38.509	39.400	-2.26%	1.040	20.751	20.600	0.73%	
				1920	42.40	40.00	6.00%	1.37	1.40	-2.21%													
				1640	39.64	40.25	-1.52%	1.23	1.31	-6.27%													
SAR 14	7/5/2025	Head	1640	1610	39.68	40.30	-1.54%	1.21	1.29	-6.36%	7/1/2025	D1640V2 SN: 324	6/13/2026	17.0	1.610	32.124	33.900	-5.24%	0.908	18.117	18.300	-1.00%	
				1665	39.59	40.22	-1.56%	1.24	1.32	-6.13%													
				1750	39.41	40.08	-1.68%	1.28	1.37	-6.35%													
SAR 14	7/5/2025	Head	1750	1695	39.53	40.17	-1.59%	1.26	1.34	-6.12%	7/5/2025	D1750V2 SN: 1053	10/13/2025	17.0	1.780	35.516	36.600	-2.96%	0.984	19.633	19.300	1.73%	
				1780	39.36	40.04	-1.69%	1.30	1.39	-6.41%													
				1900	39.21	40.00	-1.98%	1.36	1.40	-3.21%													
SAR 14	7/5/2025	Head	1900	1850	39.26	40.00	-1.85%	1.33	1.40	-5.00%	7/5/2025	D1900V2 SN: 5d140	4/14/2026	17.0	1.990	39.706	39.400	0.78%	1.080	21.549	20.600	4.61%	
				1920	39.18	40.00	-2.05%	1.37	1.40	-2.43%													
				1640	40.50	40.25	0.61%	1.26	1.31	-3.59%													
SAR 14	7/9/2025	Head	1640	1610	40.51	40.30	0.52%	1.24	1.29	-3.88%	7/8/2025	D1640V2 SN: 324	6/13/2026	17.0	1.660	33.121	33.900	-2.30%	0.932	18.596	18.300	1.62%	
				1665	40.49	40.22	0.68%	1.27	1.32	-3.86%													
				1750	40.26	40.08	0.44%	1.30	1.37	-5.04%													
SAR 14	7/9/2025	Head	1750	1695	40.38	40.17	0.52%	1.27	1.34	-5.08%	7/8/2025	D1750V2 SN: 1053	10/13/2025	17.0	1.780	35.516	36.600	-2.96%	0.982	19.593	19.300	1.52%	
				1780	40.33	40.04	0.73%	1.31	1.39	-5.48%													
				1900	40.17	40.00	0.43%	1.38	1.40	-1.43%													
SAR 14	7/9/2025	Head	1900	1850	40.21	40.00	0.53%	1.35	1.40	-3.57%	7/8/2025	D1900V2 SN: 5d140	4/14/2026	17.0	1.970	39.307	39.400	-0.24%	1.060	21.150	20.600	2.67%	
				1920	40.10	40.00	0.25%	1.38	1.40	-1.43%													
				1640	39.10	40.25	-2.87%	1.21	1.31	-7.42%													
SAR 14	7/11/2025	Head	1640	1610	39.17	40.30	-2.80%	1.20	1.29	-7.05%	7/11/2025	D1640V2 SN: 324	6/13/2026	17.0	1.620	32.323	33.900	-4.65%	0.910	18.157	18.300	-0.78%	
				1665	39.06	40.22	-2.87%	1.23	1.32	-7.27%													
				1750	38.98	40.08	-2.76%	1.27	1.37	-7.23%													
SAR 14	7/11/2025	Head	1750	1695	39.01	40.17	-2.89%	1.24	1.34	-7.32%	7/11/2025	D1750V2 SN: 1053	10/13/2025	17.0	1.730	34.518	36.600	-5.69%	0.953	19.015	19.300	-1.48%	
				1780	38.93	40.04	-2.77%	1.29	1.39	-7.14%													
				1900	38.77	40.00	-3.07%	1.36	1.40	-2.64%													
SAR 14	7/11/2025	Head	1900	1850	38.85	40.00	-2.88%	1.33	1.40	-4.79%	7/11/2025	D1900V2 SN: 5d140	4/14/2026	17.0	2.010	40.105	39.400	1.79%	1.080	21.549	20.600	4.61%	
				1920	38.74	40.00	-3.15%	1.38	1.40	-1.64%													
				1640	40.13	40.25	-0.31%	1.22	1.31	-6.73%													
SAR 14	7/15/2025	Head	1640	1610	40.21	40.30	-0.22%	1.20	1.29	-6.90%	7/15/2025	D1640V2 SN: 324	6/13/2026	17.0	1.610	32.124	33.900	-5.24%	0.904	18.037	18.300	-1.44%	
				1665	40.07	40.22	-0.36%	1.23	1.32	-6.74%													
				1750	39.92	40.08	-0.41%	1.28	1.37	-6.79%													
SAR 14	7/15/2025	Head	1750	1695	40.00	40.17	-0.42%	1.25	1.34	-6.72%	7/15/2025	D1750V2 SN: 1053	10/13/2025	17.0	1.740	34.718	36.600	-5.14%	0.960	19.155	19.300	-0.75%	
				1780	39.90	40.04	-0.35%	1.30	1.39	-6.56%													
				1900	39.64	40.00	-0.90%	1.37	1.40	-2.29%													
SAR 14	7/15/2025	Head	1900	1850	39.75	40.00	-0.63%	1.34	1.40	-4.36%	7/15/2025	D1900V2 SN: 5d140	4/14/2026	17.0	1.980	39.506	39.400	0.27%	1.070	21.349	20.600	3.64%	
				1920	39.59	40.00	-1.02%	1.38	1.40	-1.50%													

This report shall not be reproduced without the written approval of UL Verification Services Inc.

Liquid Check											System Check											
SAR Lab	Date	Tissue Type	Band (MHz)	Freq. (MHz)	Relative Permittivity (cr)			Conductivity (σ)			Date	Dipole Type & Serial Number	Dipole Cal. Due Date	Input Power (dBm)	Measured results for 1-g SAR				Measured results for 10-g SAR				Plot No.
					Measured	Target	Delta	Measured	Target	Delta					Meas. Zoom Scan	Normalize to 1 W	Target (Ref. Value)	Delta ±10%	Meas. Zoom Scan	Normalize to 1 W	Target (Ref. Value)	Delta ±10%	
SAR 15	5/13/2025	Head	1750	1750	36.75	40.08	-8.33%	1.26	1.37	-7.81%	5/14/2025	D1750V2 SN: 1053	10/13/2025	20.0	3.360	33.600	36.600	**-8.20%**	1.800	18.000	19.300	-6.74%	90
				1695	36.86	40.17	-8.24%	1.24	1.34	-7.62%													
				1780	36.73	40.04	-8.26%	1.28	1.39	-7.57%													
SAR 15	5/13/2025	Head	1900	1900	36.52	40.00	-8.70%	1.39	1.40	-0.79%	5/14/2025	D1900V2 SN: 5d140	4/14/2026	20.0	3.830	38.300	39.400	-2.79%	2.010	20.100	20.600	-2.43%	
				1850	36.62	40.00	-8.45%	1.32	1.40	-5.86%													
				1920	36.50	40.00	-8.75%	1.35	1.40	-3.36%													
SAR 15	5/18/2025	Head	1750	1750	37.69	40.08	-5.97%	1.26	1.37	-7.74%	5/18/2025	D1750V2 SN: 1053	10/13/2025	20.0	3.510	35.100	36.600	-4.10%	1.900	19.000	19.300	-1.55%	
				1695	37.78	40.17	-5.95%	1.23	1.34	-7.84%													
				1780	37.64	40.04	-5.99%	1.28	1.39	-7.64%													
SAR 15	5/18/2025	Head	1900	1900	37.40	40.00	-6.50%	1.36	1.40	-3.14%	5/18/2025	D1900V2 SN: 5d140	4/14/2026	20.0	4.050	40.500	39.400	2.79%	2.130	21.300	20.600	3.40%	
				1850	37.51	40.00	-6.23%	1.32	1.40	-5.79%													
				1920	37.37	40.00	-6.58%	1.36	1.40	-3.14%													
SAR 15	5/21/2025	Head	1900	1900	38.72	40.00	-3.20%	1.41	1.40	0.64%	5/21/2025	D1900V2 SN: 5d140	4/14/2026	17.0	2.020	40.304	39.400	2.30%	1.060	21.150	20.600	2.67%	
				1850	38.78	40.00	-3.05%	1.37	1.40	-2.00%													
				1920	38.67	40.00	-3.33%	1.42	1.40	1.71%													
SAR 15	5/21/2025	Head	1750	1750	38.85	40.08	-3.08%	1.32	1.37	-3.80%	5/22/2025	D1750V2 SN: 1053	10/13/2025	17.0	1.820	36.314	36.600	-0.78%	0.982	19.593	19.300	1.52%	
				1695	38.92	40.17	-3.11%	1.29	1.34	-3.66%													
				1780	38.79	40.04	-3.12%	1.33	1.39	-4.03%													
SAR 15	5/23/2025	Head	1900	1900	38.10	40.00	-4.75%	1.37	1.40	-2.14%	5/23/2025	D1900V2 SN: 5d140	4/14/2026	17.0	1.940	38.708	39.400	-1.76%	1.020	20.352	20.600	-1.21%	
				1850	38.26	40.00	-4.35%	1.34	1.40	-4.29%													
				1920	38.14	40.00	-4.65%	1.39	1.40	-0.71%													
SAR 15	5/23/2025	Head	1750	1750	38.40	40.08	-4.20%	1.28	1.37	-6.50%	5/23/2025	D1750V2 SN: 1053	10/13/2025	17.0	1.750	34.917	36.600	-4.60%	0.943	18.815	19.300	-2.51%	
				1695	38.52	40.17	-4.11%	1.25	1.34	-6.57%													
				1780	38.32	40.04	-4.29%	1.30	1.39	-6.20%													
SAR 15	5/23/2025	Head	750	750	39.94	41.96	-4.82%	0.84	0.89	-5.78%	5/23/2025	D750V3 SN: 1071	11/7/2025	17.0	0.400	7.981	8.490	**-5.99%**	0.266	5.307	5.570	-4.71%	91
				660	41.45	42.42	-2.29%	0.81	0.89	-8.05%													
				800	39.93	41.71	-4.26%	0.85	0.90	-5.12%													
SAR 15	5/23/2025	Head	835	835	45.08	41.50	8.63%	0.88	0.90	-2.24%	5/23/2025	D835V2 SN: 4d002	11/7/2025	17.0	0.497	9.916	9.690	2.34%	0.327	6.525	6.330	3.07%	
				805	45.15	41.68	8.33%	0.87	0.90	-3.41%													
				850	45.04	41.50	8.53%	0.89	0.92	-3.05%													
SAR 15	5/26/2025	Head	750	750	43.56	41.96	3.81%	0.84	0.89	-5.46%	5/26/2025	D750V3 SN: 1024	5/11/2026	17.0	0.400	7.981	8.520	-6.33%	0.266	5.307	5.600	-5.23%	
				660	44.81	42.42	5.63%	0.82	0.89	-7.89%													
				800	43.44	41.71	4.16%	0.86	0.90	-3.84%													
SAR 15	5/26/2025	Head	835	835	43.54	41.50	4.92%	0.87	0.90	-2.91%	5/26/2025	D835V2 SN: 4d002	11/7/2025	17.0	0.501	9.996	9.690	3.16%	0.333	6.644	6.330	4.96%	
				805	43.48	41.68	4.32%	0.86	0.90	-3.69%													
				850	43.52	41.50	4.87%	0.88	0.92	-4.00%													
SAR 15	5/26/2025	Head	1750	1750	41.94	40.08	4.63%	1.30	1.37	-5.18%	5/26/2025	D1750V2 SN: 1053	10/13/2025	17.0	1.820	36.314	36.600	-0.78%	0.993	19.813	19.300	2.66%	
				1695	42.00	40.17	4.56%	1.27	1.34	-5.15%													
				1780	41.91	40.04	4.67%	1.32	1.39	-4.90%													
SAR 15	5/26/2025	Head	1900	1900	41.70	40.00	4.25%	1.40	1.40	-0.36%	5/26/2025	D1900V2 SN: 5d140	4/14/2026	17.0	2.040	40.703	39.400	**3.31%**	1.090	21.748	20.600	5.57%	92
				1850	41.82	40.00	4.55%	1.36	1.40	-2.57%													
				1920	41.67	40.00	4.18%	1.41	1.40	0.50%													
SAR 15	5/31/2025	Head	750	750	39.37	41.96	-6.18%	0.86	0.89	-4.04%	5/31/2025	D750V3 SN: 1071	11/7/2025	17.0	0.422	8.420	8.490	-0.82%	0.279	5.567	5.570	-0.06%	
				660	38.66	42.42	-8.87%	0.86	0.89	-3.11%													
				800	39.06	41.71	-6.34%	0.91	0.90	1.74%													
SAR 15	5/31/2025	Head	835	835	38.73	41.50	-6.67%	0.92	0.90	2.74%	5/31/2025	D835V2 SN: 4d002	11/7/2025	17.0	0.525	10.475	9.690	**8.10%**	0.344	6.864	6.330	8.43%	93
				805	38.98	41.68	-6.48%	0.91	0.90	1.90%													
				850	38.67	41.50	-6.82%	0.93	0.92	1.63%													
SAR 15	6/4/2025	Head	750	750	38.74	41.96	-7.68%	0.86	0.89	-3.82%	6/4/2025	D750V3 SN: 1024	5/11/2026	17.0	0.397	7.921	8.520	-7.03%	0.264	5.267	5.600	-5.94%	
				660	39.61	42.42	-6.63%	0.83	0.89	-6.31%													
				800	38.60	41.71	-7.45%	0.87	0.90	-2.61%													
SAR 15	6/4/2025	Head	835	835	38.61	41.50	-6.96%	0.89	0.90	-1.46%	6/4/2025	D835V2 SN: 4d117	5/11/2026	17.0	0.456	9.098	9.660	**-5.81%**	0.300	5.986	6.270	-4.53%	94
				805	38.61	41.68	-7.36%	0.88	0.90	-2.46%													
				850	38.57	41.50	-7.06%	0.89	0.92	-2.46%													
SAR 15	6/7/2025	Head	750	750	42.35	41.96	0.93%	0.86	0.89	-3.33%	6/7/2025	D750V3 SN: 1024	5/11/2026	17.0	0.407	8.121	8.520	-4.69%	0.271	5.407	5.600	-3.44%	
				660	42.98	42.42	1.31%	0.83	0.89	-6.31%													
				800	42.18	41.71	1.14%	0.88	0.90	-1.44%													
SAR 15	6/7/2025	Head	835	835	42.14	41.50	1.54%	0.90	0.90	-0.44%	6/7/2025	D835V2 SN: 4d002	11/7/2025	17.0	0.505	10.076	9.690	3.98%	0.334	6.664	6.330	5.28%	
				805	42.11	41.68	1.03%	0.90	0.90	-0.13%													
				850	42.04	41.50	1.30%	0.90	0.92	-1.53%													
SAR 15	6/10/2025	Head	750	750	42.52	41.96	1.33%	0.88	0.89	-1.80%	6/10/2025	D750V3 SN: 1024	5/11/2026	17.0	0.410	8.181	8.520	-3.98%	0.271	5.407	5.600	-3.44%	
				660	42.86	42.42	1.03%	0.85	0.89	-4.57%													
				800	42.34	41.71	1.52%	0.89	0.90	-0.81%													
SAR 15	6/10/2025	Head	835	835	42.23	41.50	1.76%	0.90	0.90	0.51%	6/10/2025	D835V2 SN: 4d117	5/11/2026	17.0	0.504	10.056	9.660	4.10%	0.332	6.624	6.270	5.65%	
				805	42.32	41.68	1.54%	0.89	0.90	-0.66%													
				850	42.19	41.50	1.66%	0.91	0.92	-0.38%													
SAR 15	6/13/2025	Head	750	750	40.16	41.96	-4.29%	0.88	0.89	-0.99%	6/13/2025	D750V3 SN: 1024	5/11/2026	17.0	0.393	7.841	8.520	**-7.97%**	0.255	5.088	5.600	-9.14%	95
				660	40.60	42.42	-4.30%	0.85	0.89	-3.62%													
				800	39.96	41.71	-4.18%	0.90	0.90	0.34%													
SAR 15	6/13/2025	Head	835	835	39.95	41.50	-3.73%	0.91	0.90	1.23%	6/13/2025	D835V2 SN: 4d117	5/11/2026	17.0	0.487	9.717	9.660	0.59%	0.313	6.245	6.270	-0.40%	
				805	39.96	41.68	-4.13%	0.90	0.90	0.47%													
				850	39.93	41.50	-3.78%	0.92	0.92	0.17%													
SAR 15	6/26/2025	Head	750	750	41.02	41.96	-2.24%	0.87	0.89	-2.65%	6/26/2025	D750V3 SN: 1071	11/7/2025	17.0	0.409	8.161	8.490	-3.88%	0.270	5.387	5.570	-3.28%	
				660	41.31	42.42	-2.62%	0.84	0.89	-5.06%													
				800	40.81	41.71	-2.15%	0.89	0.90	-1.08%													
SAR 15	6/26/2025	Head	835	835	40.71	41.50	-1.90%	0.90	0.90	-0.06%	6/26/2025	D835V2 SN: 4d002	11/7/2025	17.0	0.512	10.216	9.690	5.43%	0.336	6.704	6.330	5.91%	
				805	40.79	41.68	-2.13%	0.89	0.90	-0.93%													
				850	40.66	41.50	-2.02%	0.90	0.92	-1.19%													

This report shall not be reproduced without the written approval of UL Verification Services Inc.

Liquid Check											System Check											
SAR Lab	Date	Tissue Type	Band (MHz)	Freq. (MHz)	Relative Permittivity (εr)			Conductivity (σ)			Date	Dipole Type & Serial Number	Dipole Cal. Due Date	Input Power (dBm)	Measured results for 1-g SAR				Measured results for 10-g SAR				Plot No.
					Measured	Target	Delta	Measured	Target	Delta					Meas. Zoom Scan	Normalize to 1 W	Target (Ref. Value)	Delta ±10%	Meas. Zoom Scan	Normalize to 1 W	Target (Ref. Value)	Delta ±10%	
SAR 17	5/14/2025	Head	1750	1750	40.74	40.08	1.64%	1.26	1.37	-7.67%	5/14/2025	D1750V2 SN: 1053	10/13/2025	20.0	3.310	33.100	36.600	**-9.56%**	1.800	18.000	19.300	-6.74%	96
				1695	40.81	40.17	1.60%	1.24	1.34	-7.55%													
				1780	40.72	40.04	1.70%	1.28	1.39	-7.57%													
SAR 17	5/14/2025	Head	1900	1900	40.57	40.00	1.43%	1.35	1.40	-3.43%	5/14/2025	D1900V2 SN: 5d140	4/14/2026	20.0	3.950	39.500	39.400	0.25%	2.090	20.900	20.600	1.46%	
				1850	40.63	40.00	1.58%	1.32	1.40	-5.64%													
				1920	40.54	40.00	1.35%	1.36	1.40	-2.57%													
SAR 17	5/18/2025	Head	1750	1750	39.70	40.08	-0.96%	1.26	1.37	-7.89%	5/18/2025	D1750V2 SN: 1053	10/13/2025	20.0	3.420	34.200	36.600	-6.56%	1.870	18.700	19.300	-3.11%	
				1695	39.78	40.17	-0.97%	1.23	1.34	-7.99%													
				1780	39.65	40.04	-0.97%	1.28	1.39	-7.86%													
SAR 17	5/18/2025	Head	1900	1900	39.44	40.00	-1.40%	1.34	1.40	-4.14%	5/18/2025	D1900V2 SN: 5d140	4/14/2026	20.0	3.930	39.300	39.400	-0.25%	2.090	20.900	20.600	1.46%	
				1850	39.54	40.00	-1.15%	1.32	1.40	-6.00%													
				1920	39.40	40.00	-1.50%	1.35	1.40	-3.43%													
SAR 17	5/22/2025	Head	1750	1750	39.57	40.08	-1.28%	1.28	1.37	-6.79%	5/22/2025	D1750V2 SN: 1053	10/13/2025	17.0	1.760	35.117	36.600	-4.05%	0.958	19.115	19.300	-0.96%	
				1695	39.57	40.17	-1.49%	1.25	1.34	-6.35%													
				1780	39.52	40.04	-1.29%	1.29	1.39	-6.78%													
SAR 17	5/22/2025	Head	1900	1900	40.27	40.00	0.68%	1.33	1.40	-5.00%	5/22/2025	D1900V2 SN: 5d140	4/14/2026	17.0	1.880	37.511	39.400	-4.79%	1.000	19.953	20.600	-3.14%	
				1850	40.37	40.00	0.92%	1.30	1.40	-7.00%													
				1920	40.24	40.00	0.60%	1.34	1.40	-4.29%													
SAR 17	5/26/2025	Head	1750	1750	43.69	40.08	8.99%	1.25	1.37	-8.69%	5/26/2025	D1750V2 SN: 1053	10/13/2025	20.0	3.440	34.400	36.600	-6.01%	1.880	18.800	19.300	-2.59%	
				1695	43.74	40.17	8.89%	1.22	1.34	-8.67%													
				1780	43.66	40.04	9.05%	1.27	1.39	-8.36%													
SAR 17	5/27/2025	Head	1900	1900	40.98	40.00	2.45%	1.32	1.40	-5.64%	5/27/2025	D1900V2 SN: 5d140	4/14/2026	20.0	4.180	41.800	39.400	6.09%	2.240	22.400	20.600	8.74%	
				1850	41.10	40.00	2.75%	1.29	1.40	-7.79%													
				1920	40.95	40.00	2.38%	1.33	1.40	-4.86%													
SAR 17	5/30/2025	Head	1750	1750	42.16	40.08	5.18%	1.26	1.37	-7.96%	5/30/2025	D1750V2 SN: 1053	10/13/2025	17.0	1.710	34.119	36.600	-6.78%	0.936	18.676	19.300	-3.23%	
				1695	42.33	40.17	5.38%	1.23	1.34	-7.77%													
				1780	42.17	40.04	5.32%	1.28	1.39	-7.50%													
SAR 17	5/30/2025	Head	1900	1900	42.03	40.00	5.08%	1.36	1.40	-3.14%	5/30/2025	D1900V2 SN: 5d140	4/14/2026	17.0	1.918	38.269	39.400	-2.87%	1.060	21.150	20.600	2.67%	
				1850	42.10	40.00	5.25%	1.32	1.40	-5.93%													
				1920	42.10	40.00	5.25%	1.37	1.40	-2.43%													
SAR 17	6/3/2025	Head	1750	1750	43.70	40.08	9.02%	1.28	1.37	-6.21%	6/3/2025	D1750V2 SN: 1053	10/13/2025	17.0	1.730	34.518	36.600	-5.69%	0.937	18.696	19.300	-3.13%	
				1695	43.77	40.17	8.96%	1.25	1.34	-6.35%													
				1780	43.67	40.04	9.07%	1.30	1.39	-6.05%													
SAR 17	6/3/2025	Head	1900	1900	43.50	40.00	8.75%	1.38	1.40	-1.36%	6/3/2025	D1900V2 SN: 5d140	4/14/2026	17.0	2.040	40.703	39.400	3.31%	1.080	21.549	20.600	4.61%	
				1850	43.59	40.00	8.98%	1.35	1.40	-3.86%													
				1920	43.45	40.00	8.63%	1.39	1.40	-0.43%													
SAR 17	6/6/2025	Head	1750	1750	40.05	40.08	-0.09%	1.31	1.37	-4.02%	6/6/2025	D1750V2 SN: 1053	10/13/2025	17.0	1.830	36.513	36.600	-0.24%	1.010	20.152	19.300	4.42%	
				1695	40.20	40.17	0.08%	1.29	1.34	-3.88%													
				1780	40.02	40.04	-0.05%	1.33	1.39	-3.96%													
SAR 17	6/6/2025	Head	1900	1900	38.70	40.00	-3.25%	1.37	1.40	-2.00%	6/6/2025	D1900V2 SN: 5d140	4/14/2026	17.0	1.810	36.114	39.400	**-8.34%**	0.987	19.693	20.600	-4.40%	97
				1850	38.76	40.00	-3.10%	1.34	1.40	-4.36%													
				1920	38.64	40.00	-3.40%	1.38	1.40	-1.29%													
SAR 17	6/10/2025	Head	1750	1750	41.96	40.08	4.68%	1.28	1.37	-6.50%	6/10/2025	D1750V2 SN: 1053	10/13/2025	17.0	1.840	36.713	36.600	0.31%	1.010	20.152	19.300	4.42%	
				1695	42.06	40.17	4.71%	1.25	1.34	-6.27%													
				1780	41.93	40.04	4.72%	1.30	1.39	-6.56%													
SAR 17	6/10/2025	Head	1900	1900	40.33	40.00	0.82%	1.34	1.40	-4.50%	6/10/2025	D1900V2 SN: 5d140	4/14/2026	17.0	2.000	39.905	39.400	1.28%	1.070	21.349	20.600	3.64%	
				1850	40.42	40.00	1.05%	1.30	1.40	-6.86%													
				1920	40.28	40.00	0.70%	1.35	1.40	-3.64%													
SAR 17	6/13/2025	Head	1750	1750	43.81	40.08	9.29%	1.28	1.37	-6.86%	6/13/2025	D1750V2 SN: 1053	10/13/2025	17.0	1.820	36.314	36.600	-0.78%	1.010	20.152	19.300	4.42%	
				1695	43.87	40.17	9.21%	1.25	1.34	-6.42%													
				1780	43.79	40.04	9.37%	1.29	1.39	-6.85%													
SAR 17	6/13/2025	Head	1900	1900	43.66	40.00	9.15%	1.37	1.40	-2.50%	6/13/2025	D1900V2 SN: 5d140	4/14/2026	17.0	2.030	40.504	39.400	2.80%	1.090	21.748	20.600	5.57%	
				1850	43.75	40.00	9.38%	1.33	1.40	-4.71%													
				1920	43.62	40.00	9.05%	1.38	1.40	-1.71%													
SAR 17	6/17/2025	Head	1750	1750	42.71	40.08	6.55%	1.28	1.37	-6.43%	6/17/2025	D1750V2 SN: 1053	10/13/2025	17.0	1.780	35.516	36.600	-2.96%	0.980	19.554	19.300	1.31%	
				1695	42.77	40.17	6.47%	1.25	1.34	-6.57%													
				1780	42.67	40.04	6.57%	1.30	1.39	-6.27%													
SAR 17	6/17/2025	Head	1900	1900	42.45	40.00	6.13%	1.37	1.40	-2.00%	6/17/2025	D1900V2 SN: 5d140	4/14/2026	17.0	2.020	40.304	39.400	2.30%	1.110	22.147	20.600	7.51%	
				1850	42.55	40.00	6.37%	1.34	1.40	-4.07%													
				1920	42.41	40.00	6.02%	1.37	1.40	-2.00%													
SAR 17	6/20/2025	Head	1750	1750	40.41	40.08	0.81%	1.30	1.37	-4.97%	6/20/2025	D1750V2 SN: 1053	10/13/2025	17.0	1.850	36.912	36.600	0.85%	1.020	20.352	19.300	5.45%	
				1695	40.49	40.17	0.80%	1.27	1.34	-5.00%													
				1780	40.35	40.04	0.78%	1.32	1.39	-4.90%													
SAR 17	6/20/2025	Head	1900	1900	40.19	40.00	0.47%	1.40	1.40	0.07%	6/20/2025	D1900V2 SN: 5d140	4/14/2026	17.0	2.080	41.501	39.400	5.33%	1.120	22.347	20.600	8.48%	
				1850	40.29	40.00	0.72%	1.37	1.40	-2.36%													
				1920	40.17	40.00	0.43%	1.42	1.40	1.21%													
SAR 17	6/24/2025	Head	1750	1750	38.00	40.08	-5.20%	1.28	1.37	-6.65%	6/24/2025	D1750V2 SN: 1053	10/13/2025	17.0	1.760	35.117	36.600	-4.05%	0.961	19.174	19.300	-0.65%	
				1695	38.12	40.17	-5.10%	1.25	1.34	-6.80%													
				1780	37.95	40.04	-5.22%	1.29	1.39	-6.63%													
SAR 17	6/24/2025	Head	1900	1900	37.75	40.00	-5.63%	1.36	1.40	-3.00%	6/24/2025	D1900V2 SN: 5d140	4/14/2026	17.0	2.040	40.703	39.400	3.31%	1.080	21.549	20.600	4.61%	
				1850	37.81	40.00	-5.47%	1.33	1.40	-4.93%													
				1920	37.72	40.00	-5.70%	1.37	1.40	-2.21%													
SAR 17	6/27/2025	Head	1750	1750	41.98	40.08	4.73%	1.28	1.37	-6.65%	6/27/2025	D1750V2 SN: 1050	4/19/2026	17.0	1.840	36.713	36.100	**1.70%**	1.010	20.152	18.900	6.63%	98
				1695	42.09	40.17	4.78%	1.25	1.34	-6.50%													
				1780	41.95	40.04	4.77%	1.29	1.39	-6.85%													
SAR 17	6/27/2025	Head	1900	1900	41.96	40.00	4.90%	1.37	1.40	-2.50%	6/27/2025	D1900V2 SN: 5d140	4/14/2026	17.0	2.050	40.903	39.400	3.81%	1.090	21.748	20.600	5.57%	
				1850	41.97	40.00	4.93%	1.33	1.40	-5.29%													
				1920	41.92	40.00	4.80%	1.38	1.40	-1.43%													

This report shall not be reproduced without the written approval of UL Verification Services Inc.

Liquid Check											System Check												
SAR Lab	Date	Tissue Type	Band (MHz)	Freq. (MHz)	Relative Permittivity (εr)			Conductivity (σ)			Date	Dipole Type & Serial Number	Dipole Cal. Due Date	Input Power (dBm)	Measured results for 1-g SAR				Measured results for 10-g SAR				Plot No.
					Measured	Target	Delta	Measured	Target	Delta					Meas. Zoom Scan	Normalize to 1 W	Target (Ref. Value)	Delta ±10%	Meas. Zoom Scan	Normalize to 1 W	Target (Ref. Value)	Delta ±10%	
				1750	40.43	40.08	0.86%	1.31	1.37	-4.38%													
SAR 17	7/1/2025	Head	1750	1695	40.51	40.17	0.85%	1.28	1.34	-4.26%	7/1/2025	D1750V2 SN: 1053	10/13/2025	17.0	1.760	35.117	36.600	-4.05%	0.969	19.334	19.300	0.18%	
				1780	40.41	40.04	0.93%	1.33	1.39	-4.32%													
				1900	40.20	40.00	0.50%	1.39	1.40	-0.57%													
SAR 17	7/1/2025	Head	1900	1850	40.28	40.00	0.70%	1.37	1.40	-2.43%	7/1/2025	D1900V2 SN: 5d140	4/14/2026	17.0	2.000	39.905	39.400	1.28%	1.070	21.349	20.600	3.64%	
				1920	40.16	40.00	0.40%	1.40	1.40	0.07%													
				1750	40.86	40.08	1.93%	1.36	1.37	-0.36%													
SAR 17	7/5/2025	Head	1750	1695	40.89	40.17	1.79%	1.34	1.34	0.23%	7/5/2025	D1750V2 SN: 1053	10/13/2025	17.0	1.770	35.316	36.600	-3.51%	0.944	18.835	19.300	-2.41%	
				1780	40.87	40.04	2.08%	1.38	1.39	-0.28%													
				1900	40.72	40.00	1.80%	1.46	1.40	4.50%													
SAR 17	7/5/2025	Head	1900	1850	40.80	40.00	2.00%	1.43	1.40	2.07%	7/5/2025	D1900V2 SN: 5d140	4/14/2026	17.0	1.990	39.706	39.400	0.78%	1.050	20.950	20.600	1.70%	
				1920	40.68	40.00	1.70%	1.48	1.40	5.50%													
				1750	40.16	40.08	0.19%	1.34	1.37	-1.90%													
SAR 17	7/8/2025	Head	1750	1695	40.24	40.17	0.18%	1.32	1.34	-1.57%	7/8/2025	D1750V2 SN: 1053	10/13/2025	17.0	1.730	34.518	36.600	-5.69%	0.918	18.317	19.300	-5.10%	
				1780	40.15	40.04	0.28%	1.36	1.39	-1.94%													
				1900	39.95	40.00	-0.12%	1.43	1.40	2.29%													
SAR 17	7/8/2025	Head	1900	1850	40.06	40.00	0.15%	1.40	1.40	0.14%	7/8/2025	D1900V2 SN: 5d140	4/14/2026	17.0	1.990	39.706	39.400	0.78%	1.030	20.551	20.600	-0.24%	
				1920	39.90	40.00	-0.25%	1.44	1.40	3.07%													
				1750	40.61	40.08	1.31%	1.33	1.37	-3.07%													
SAR 17	7/11/2025	Head	1750	1695	40.65	40.17	1.20%	1.30	1.34	-3.14%	7/11/2025	D1750V2 SN: 1053	10/13/2025	17.0	1.910	38.110	36.600	4.12%	1.050	20.950	19.300	8.55%	
				1780	40.56	40.04	1.30%	1.34	1.39	-3.02%													
				1900	40.40	40.00	1.00%	1.42	1.40	1.43%													
SAR 17	7/11/2025	Head	1900	1850	40.47	40.00	1.18%	1.39	1.40	-0.64%	7/11/2025	D1900V2 SN: 5d140	4/14/2026	17.0	2.030	40.504	39.400	2.80%	1.090	21.748	20.600	5.57%	
				1920	40.35	40.00	0.88%	1.44	1.40	2.57%													
				1750	42.66	40.08	6.42%	1.28	1.37	-6.50%													
SAR 17	7/15/2025	Head	1750	1695	42.67	40.17	6.23%	1.26	1.34	-5.60%	7/15/2025	D1750V2 SN: 1053	10/13/2025	17.0	1.790	35.715	36.600	-2.42%	0.986	19.673	19.300	1.93%	
				1780	42.71	40.04	6.67%	1.30	1.39	-5.98%													
				1900	42.53	40.00	6.33%	1.39	1.40	-1.07%													
SAR 17	7/15/2025	Head	1900	1850	42.63	40.00	6.58%	1.36	1.40	-3.21%	7/15/2025	D1900V2 SN: 5d140	4/14/2026	17.0	2.010	40.105	39.400	1.79%	1.070	21.349	20.600	3.64%	
				1920	42.47	40.00	6.18%	1.40	1.40	-0.14%													

This report shall not be reproduced without the written approval of UL Verification Services Inc.

Liquid Check											System Check												
SAR Lab	Date	Tissue Type	Band (MHz)	Freq. (MHz)	Relative Permittivity (εr)			Conductivity (σ)			Date	Dipole Type & Serial Number	Dipole Cal. Due Date	Input Power (dBm)	Measured results for 1-g SAR				Measured results for 10-g SAR				Plot No.
					Measured	Target	Delta	Measured	Target	Delta					Meas. Zoom Scan	Normalize to 1 W	Target (Ref. Value)	Delta ±10%	Meas. Zoom Scan	Normalize to 1 W	Target (Ref. Value)	Delta ±10%	
SAR 18	5/28/2025	Head	1900	1900	41.26	40.00	3.15%	1.28	1.40	-8.57%	5/28/2025	D1900V2 SN: 5d140	4/14/2026	17.0	1.840	36.713	39.400	**-6.82%**	0.985	19.653	20.600	-4.60%	99
				1850	41.33	40.00	3.33%	1.31	1.40	-6.43%													
				1920	41.24	40.00	3.10%	1.32	1.40	-5.71%													
SAR 18	5/29/2025	Head	1750	1750	41.12	40.08	2.58%	1.27	1.37	-7.08%	5/29/2025	D1750V2 SN: 1053	10/13/2025	17.0	1.780	35.516	36.600	-2.96%	0.974	19.434	19.300	0.69%	
				1695	41.27	40.17	2.74%	1.25	1.34	-6.57%													
				1780	41.11	40.04	2.68%	1.29	1.39	-6.70%													
SAR 18	5/31/2025	Head	1900	1900	41.26	40.00	3.15%	1.36	1.40	-2.71%	5/31/2025	D1900V2 SN: 5d140	4/14/2026	17.0	1.980	39.506	39.400	0.27%	1.060	21.150	20.600	2.67%	
				1850	41.34	40.00	3.35%	1.33	1.40	-5.00%													
				1920	41.24	40.00	3.10%	1.38	1.40	-1.79%													
SAR 18	5/31/2025	Head	1750	1750	41.70	40.08	4.03%	1.37	1.37	0.07%	5/31/2025	D1750V2 SN: 1053	10/13/2025	17.0	1.710	34.119	36.600	**-6.78%**	0.937	18.696	19.300	-3.13%	100
				1695	41.71	40.17	3.84%	1.34	1.34	0.15%													
				1780	41.66	40.04	4.05%	1.39	1.39	0.30%													
SAR 18	6/4/2025	Head	1750	1750	43.56	40.08	8.67%	1.27	1.37	-7.08%	6/4/2025	D1750V2 SN: 1053	10/13/2025	17.0	1.820	36.314	36.600	-0.78%	1.000	19.953	19.300	3.38%	
				1695	43.61	40.17	8.57%	1.24	1.34	-7.25%													
				1780	43.49	40.04	8.62%	1.29	1.39	-6.99%													
SAR 18	6/4/2025	Head	1900	1900	43.33	40.00	8.33%	1.37	1.40	-2.29%	6/4/2025	D1900V2 SN: 5d140	4/14/2026	17.0	2.000	39.905	39.400	1.28%	1.070	21.349	20.600	3.64%	
				1850	43.44	40.00	8.60%	1.33	1.40	-4.71%													
				1920	43.29	40.00	8.23%	1.38	1.40	-1.21%													
SAR 18	6/7/2025	Head	1750	1750	41.15	40.08	2.66%	1.31	1.37	-4.02%	6/6/2025	D1750V2 SN: 1053	10/13/2025	17.0	1.850	36.912	36.600	0.85%	1.020	20.352	19.300	5.45%	
				1695	41.27	40.17	2.74%	1.29	1.34	-3.88%													
				1780	41.10	40.04	2.65%	1.33	1.39	-4.11%													
SAR 18	6/7/2025	Head	1900	1900	40.93	40.00	2.33%	1.41	1.40	0.43%	6/6/2025	D1900V2 SN: 5d140	4/14/2026	17.0	2.110	42.100	39.400	6.85%	1.130	22.546	20.600	9.45%	
				1850	41.03	40.00	2.58%	1.37	1.40	-2.00%													
				1920	40.88	40.00	2.20%	1.42	1.40	1.36%													
SAR 18	6/10/2025	Head	1750	1750	43.49	40.08	8.50%	1.26	1.37	-7.89%	6/10/2025	D1750V2 SN: 1053	10/13/2025	17.0	1.810	36.114	36.600	-1.33%	0.996	19.873	19.300	2.97%	
				1695	43.54	40.17	8.39%	1.23	1.34	-7.99%													
				1780	43.43	40.04	8.47%	1.28	1.39	-7.57%													
SAR 18	6/10/2025	Head	1900	1900	42.00	40.00	5.00%	1.35	1.40	-3.71%	6/10/2025	D1900V2 SN: 5d140	4/14/2026	17.0	1.930	38.509	39.400	-2.26%	1.060	21.150	20.600	2.67%	
				1850	42.12	40.00	5.30%	1.32	1.40	-5.79%													
				1920	41.99	40.00	4.98%	1.36	1.40	-2.79%													
SAR 18	6/13/2025	Head	1750	1750	42.62	40.08	6.33%	1.26	1.37	-8.25%	6/13/2025	D1750V2 SN: 1053	10/13/2025	17.0	1.820	36.314	36.600	-0.78%	1.010	20.152	19.300	4.42%	
				1695	42.70	40.17	6.30%	1.23	1.34	-7.84%													
				1780	42.61	40.04	6.42%	1.27	1.39	-8.22%													
SAR 18	6/13/2025	Head	1900	1900	42.49	40.00	6.23%	1.34	1.40	-4.07%	6/13/2025	D1900V2 SN: 5d140	4/14/2026	17.0	2.000	39.905	39.400	1.28%	1.080	21.549	20.600	4.61%	
				1850	42.58	40.00	6.45%	1.31	1.40	-6.21%													
				1920	42.47	40.00	6.18%	1.35	1.40	-3.29%													
SAR 18	6/17/2025	Head	1750	1750	42.59	40.08	6.25%	1.26	1.37	-7.67%	6/17/2025	D1750V2 SN: 1053	10/13/2025	17.0	1.810	36.114	36.600	-1.33%	0.998	19.913	19.300	3.17%	
				1695	42.64	40.17	6.15%	1.23	1.34	-7.77%													
				1780	42.54	40.04	6.25%	1.28	1.39	-7.50%													
SAR 18	6/17/2025	Head	1900	1900	42.32	40.00	5.80%	1.35	1.40	-3.29%	6/17/2025	D1900V2 SN: 5d140	4/14/2026	17.0	2.010	40.105	39.400	1.79%	1.080	21.549	20.600	4.61%	
				1850	42.42	40.00	6.05%	1.33	1.40	-5.29%													
				1920	42.28	40.00	5.70%	1.37	1.40	-2.50%													
SAR 18	6/20/2023	Head	1750	1750	39.61	40.08	-1.18%	1.28	1.37	-6.57%	6/20/2025	D1750V2 SN: 1053	10/13/2025	17.0	1.860	37.112	36.600	1.40%	1.030	20.551	19.300	6.48%	
				1695	39.69	40.17	-1.19%	1.25	1.34	-6.57%													
				1780	39.57	40.04	-1.17%	1.30	1.39	-6.49%													
SAR 18	6/20/2023	Head	1900	1900	39.42	40.00	-1.45%	1.38	1.40	-1.57%	6/20/2025	D1900V2 SN: 5d140	4/14/2026	17.0	2.080	41.501	39.400	5.33%	1.130	22.546	20.600	9.45%	
				1850	39.50	40.00	-1.25%	1.35	1.40	-3.93%													
				1920	39.40	40.00	-1.50%	1.39	1.40	-0.43%													
SAR 18	6/24/2023	Head	1750	1750	40.27	40.08	0.46%	1.28	1.37	-6.72%	6/24/2025	D1750V2 SN: 1053	10/13/2025	17.0	1.900	37.910	36.600	3.58%	1.050	20.950	19.300	8.55%	
				1695	40.38	40.17	0.52%	1.25	1.34	-6.87%													
				1780	40.22	40.04	0.45%	1.29	1.39	-6.63%													
SAR 18	6/24/2025	Head	1900	1900	40.02	40.00	0.05%	1.36	1.40	-2.86%	6/24/2025	D1900V2 SN: 5d140	4/14/2026	17.0	2.080	41.501	39.400	5.33%	1.130	22.546	20.600	9.45%	
				1850	40.08	40.00	0.20%	1.33	1.40	-4.86%													
				1920	39.99	40.00	-0.02%	1.37	1.40	-2.07%													
SAR 18	6/27/2025	Head	1750	1750	42.55	40.08	6.15%	1.29	1.37	-6.13%	6/27/2025	D1750V2 SN: 1053	10/13/2025	17.0	1.920	38.309	36.600	4.67%	1.060	21.150	19.300	9.58%	
				1695	42.62	40.17	6.10%	1.26	1.34	-5.83%													
				1780	42.53	40.04	6.22%	1.30	1.39	-6.05%													
SAR 18	6/27/2025	Head	1900	1900	42.34	40.00	5.85%	1.38	1.40	-1.71%	6/27/2025	D1900V2 SN: 5d140	4/14/2026	17.0	2.100	41.901	39.400	6.35%	1.130	22.546	20.600	9.45%	
				1850	42.45	40.00	6.13%	1.35	1.40	-3.86%													
				1920	42.30	40.00	5.75%	1.39	1.40	-0.71%													
SAR 18	7/1/2025	Head	1750	1750	42.26	40.08	5.43%	1.28	1.37	-6.50%	7/1/2025	D1750V2 SN: 1053	10/13/2025	17.0	1.840	36.713	36.600	0.31%	1.010	20.152	19.300	4.42%	
				1695	42.33	40.17	5.38%	1.25	1.34	-6.35%													
				1780	42.23	40.04	5.47%	1.30	1.39	-6.41%													
SAR 18	7/1/2025	Head	1900	1900	42.02	40.00	5.05%	1.37	1.40	-2.50%	7/1/2025	D1900V2 SN: 5d140	4/14/2026	17.0	1.970	39.307	39.400	-0.24%	1.080	21.549	20.600	4.61%	
				1850	42.12	40.00	5.30%	1.34	1.40	-4.43%													
				1920	41.99	40.00	4.98%	1.38	1.40	-1.79%													
SAR 18	7/5/2025	Head	1750	1750	42.33	40.08	5.60%	1.28	1.37	-6.43%	7/5/2025	D1750V2 SN: 1053	10/13/2025	17.0	1.870	37.311	36.600	1.94%	1.040	20.751	19.300	7.52%	
				1695	42.45	40.17	5.68%	1.25	1.34	-6.50%													
				1780	42.26	40.04	5.55%	1.30	1.39	-6.27%													
SAR 18	7/5/2025	Head	1900	1900	42.09	40.00	5.23%	1.37	1.40	-2.43%	7/5/2025	D1900V2 SN: 5d140	4/14/2026	17.0	2.060	41.102	39.400	4.32%	1.120	22.347	20.600	8.48%	
				1850	42.16	40.00	5.40%	1.34	1.40	-4.43%													
				1920	42.06	40.00	5.15%	1.38	1.40	-1.43%													
SAR 18	7/9/2025	Head	1750	1750	41.92	40.08	4.58%	1.28	1.37	-6.79%	7/9/2025	D1750V2 SN: 1053	10/13/2025	17.0	1.850	36.912	36.600	0.85%	1.020	20.352	19.300	5.45%	
				1695	42.00	40.17	4.56%	1.25	1.34	-6.50%													
				1780	41.92	40.04	4.70%	1.29	1.39	-6.70%													
SAR 18	7/9/2025	Head	1900	1900	41.74	40.00	4.35%	1.37	1.40	-2.50%	7/9/2025	D1900V2 SN: 5d140	4/14/2026	17.0	2.080	41.501	39.400	5.33%	1.120	22.347	20.600	8.48%	
				1850	41.84	40.00	4.60%	1.34	1.40	-4.64%													
				1920	41.69	40.00	4.22%	1.38	1.40	-1.79%													

This report shall not be reproduced without the written approval of UL Verification Services Inc.

Liquid Check											System Check												
SAR Lab	Date	Tissue Type	Band (MHz)	Freq. (MHz)	Relative Permittivity (εr)			Conductivity (σ)			Date	Dipole Type & Serial Number	Dipole Cal. Due Date	Input Power (dBm)	Measured results for 1-g SAR				Measured results for 10-g SAR				Plot No.
					Measured	Target	Delta	Measured	Target	Delta					Meas. Zoom Scan	Normalize to 1 W	Target (Ref. Value)	Delta ±10%	Meas. Zoom Scan	Normalize to 1 W	Target (Ref. Value)	Delta ±10%	
SAR 18	7/11/2025	Head	1750	1750	39.78	40.08	-0.76%	1.31	1.37	-4.31%	7/11/2025	D1750V2 SN: 1053	10/13/2025	17.0	1.910	38.110	36.600	4.12%	1.060	21.150	19.300	9.58%	
				1695	39.82	40.17	-0.87%	1.28	1.34	-4.33%													
				1780	39.74	40.04	-0.75%	1.33	1.39	-4.18%													
SAR 18	7/11/2025	Head	1900	1900	39.57	40.00	-1.08%	1.41	1.40	0.36%	7/11/2025	D1900V2 SN: 5d140	4/14/2026	17.0	2.090	41.701	39.400	5.84%	1.130	22.546	20.600	9.45%	
				1850	39.65	40.00	-0.88%	1.37	1.40	-1.86%													
				1920	39.53	40.00	-1.18%	1.48	1.40	5.71%													
SAR 18	7/15/2025	Head	1750	1750	43.73	40.08	9.09%	1.25	1.37	-8.91%	7/15/2025	D1750V2 SN: 1053	10/13/2025	17.0	1.720	34.319	36.600	-6.23%	0.921	18.376	19.300	-4.79%	
				1695	43.67	40.17	8.72%	1.22	1.34	-8.59%													
				1780	43.78	40.04	9.34%	1.26	1.39	-9.01%													
SAR 18	7/15/2025	Head	1900	1900	43.59	40.00	8.98%	1.35	1.40	-3.93%	7/15/2025	D1900V2 SN: 5d140	4/14/2026	17.0	2.020	40.304	39.400	2.30%	1.080	21.549	20.600	4.61%	
				1850	43.70	40.00	9.25%	1.32	1.40	-5.86%													
				1920	43.52	40.00	8.80%	1.36	1.40	-2.71%													

This report shall not be reproduced without the written approval of UL Verification Services Inc.

Liquid Check											System Check											
SAR Lab	Date	Tissue Type	Band (MHz)	Freq. (MHz)	Relative Permittivity (εr)			Conductivity (σ)			Date	Dipole Type & Serial Number	Dipole Cal. Due Date	Input Power (dBm)	Measured results for 1-g SAR				Measured results for 10-g SAR				Plot No.
					Measured	Target	Delta	Measured	Target	Delta					Meas. Zoom Scan	Normalize to 1 W	Target (Ref. Value)	Delta ±10%	Meas. Zoom Scan	Normalize to 1 W	Target (Ref. Value)	Delta ±10%	
SAR 20	5/14/2025	Head	750	750	39.33	41.96	-6.27%	0.83	0.89	-7.35%	5/14/2025	D750V3 SN: 1071	11/7/2025	17.0	0.386	7.702	8.490	**-9.28%**	0.257	5.128	5.570	-7.94%	101
				660	39.77	42.42	-6.25%	0.80	0.89	-9.54%													
				800	39.57	41.71	-5.12%	0.85	0.90	-5.25%													
SAR 20	5/15/2025	Head	835	835	43.02	41.50	3.66%	0.88	0.90	-2.27%	5/15/2025	D835V2 SN: 4d002	11/7/2025	17.0	0.495	9.877	9.690	1.93%	0.328	6.544	6.330	3.39%	
				805	43.18	41.68	3.60%	0.87	0.90	-3.21%													
				850	42.97	41.50	3.54%	0.88	0.92	-3.33%													
SAR 20	5/18/2025	Head	750	750	41.60	41.96	-0.86%	0.84	0.89	-5.64%	5/18/2025	D750V3 SN: 1024	11/7/2025	20.0	0.782	7.820	8.520	-8.22%	0.520	5.200	5.600	-7.14%	
				660	43.75	42.42	3.13%	0.82	0.89	-7.88%													
				800	41.69	41.71	-0.04%	0.86	0.90	-4.53%													
SAR 20	5/18/2025	Head	835	835	42.57	41.50	2.58%	0.92	0.90	1.94%	5/18/2025	D835V2 SN: 4d002	11/7/2025	20.0	0.995	9.950	9.690	2.68%	0.660	6.600	6.330	4.27%	
				805	42.65	41.68	2.33%	0.91	0.90	1.18%													
				850	42.50	41.50	2.41%	0.92	0.92	0.89%													
SAR 20	5/22/2025	Head	835	835	42.56	41.50	2.55%	0.94	0.90	4.38%	5/22/2025	D835V2 SN: 4d002	11/7/2025	17.0	0.518	10.335	9.690	**6.66%**	0.343	6.844	6.330	8.12%	102
				805	42.32	41.68	1.54%	0.93	0.90	3.81%													
				850	42.53	41.50	2.48%	0.94	0.92	3.15%													
SAR 20	5/22/2025	Head	750	750	42.18	41.96	0.52%	0.92	0.89	2.76%	5/22/2025	D750V3 SN: 1024	5/11/2026	17.0	0.434	8.659	8.520	1.64%	0.291	5.806	5.600	3.68%	
				660	44.47	42.42	4.83%	0.89	0.89	0.37%													
				800	42.22	41.71	1.23%	0.93	0.90	3.74%													
SAR 20	5/27/2025	Head	750	750	41.71	41.96	-0.60%	0.86	0.89	-3.28%	5/27/2025	D750V3 SN: 1071	11/7/2025	17.0	0.409	8.161	8.490	-3.88%	0.269	5.367	5.570	-3.64%	
				660	42.28	42.42	-0.34%	0.83	0.89	-6.03%													
				800	41.55	41.71	-0.37%	0.88	0.90	-1.83%													
SAR 20	5/27/2025	Head	835	835	41.50	41.50	0.00%	0.89	0.90	-0.88%	5/27/2025	D835V2 SN: 4d002	11/7/2025	17.0	0.499	9.956	9.690	2.75%	0.330	6.584	6.330	4.02%	
				805	41.55	41.68	-0.31%	0.88	0.90	-1.69%													
				850	41.45	41.50	-0.12%	0.89	0.92	-2.50%													
SAR 20	5/31/2025	Head	750	750	43.47	41.96	3.59%	0.83	0.89	-7.48%	5/31/2025	D750V3 SN: 1071	11/7/2025	17.0	0.387	7.722	8.490	-9.05%	0.257	5.128	5.570	-7.94%	
				660	43.70	42.42	3.01%	0.80	0.89	-9.91%													
				800	43.33	41.71	3.90%	0.84	0.90	-5.98%													
SAR 20	6/3/2025	Head	750	750	43.46	41.96	3.57%	0.86	0.89	-3.99%	6/3/2025	D750V3 SN: 1071	11/7/2025	17.0	0.409	8.161	8.490	-3.88%	0.274	5.467	5.570	-1.85%	
				660	43.29	42.42	2.04%	0.81	0.89	-8.64%													
				800	43.16	41.71	3.49%	0.88	0.90	-1.85%													
SAR 20	6/3/2025	Head	835	835	43.04	41.50	3.71%	0.88	0.90	-1.78%	6/3/2025	D835V2 SN: 4d117	5/11/2026	17.0	0.488	9.737	9.660	0.80%	0.324	6.465	6.270	3.10%	
				805	43.13	41.68	3.48%	0.88	0.90	-1.81%													
				850	42.99	41.50	3.59%	0.89	0.92	-3.13%													
SAR 20	6/7/2025	Head	750	750	41.30	41.96	-1.58%	0.90	0.89	1.10%	6/7/2025	D750V3 SN: 1024	5/11/2026	17.0	0.438	8.739	8.520	2.57%	0.290	5.786	5.600	3.33%	
				660	41.56	42.42	-2.03%	0.87	0.89	-1.80%													
				800	41.10	41.71	-1.45%	0.92	0.90	2.82%													
SAR 20	6/8/2025	Head	835	835	40.97	41.50	-1.28%	0.93	0.90	3.80%	6/8/2025	D835V2 SN: 4d117	5/11/2026	17.0	0.492	9.817	9.660	1.62%	0.323	6.445	6.270	2.79%	
				805	41.08	41.68	-1.44%	0.92	0.90	2.99%													
				850	40.90	41.50	-1.45%	0.94	0.92	2.60%													
SAR 20	6/10/2025	Head	750	750	40.96	41.96	-2.39%	0.88	0.89	-1.90%	6/10/2025	D750V3 SN: 1024	5/11/2026	17.0	0.426	8.500	8.520	-0.24%	0.286	5.706	5.600	1.90%	
				660	41.38	42.42	-2.46%	0.85	0.89	-4.27%													
				800	40.76	41.71	-2.27%	0.89	0.90	-0.59%													
SAR 20	6/10/2025	Head	835	835	40.73	41.50	-1.86%	0.90	0.90	0.12%	6/10/2025	D835V2 SN: 4d117	5/11/2026	17.0	0.526	10.495	9.660	**8.64%**	0.344	6.864	6.270	9.47%	103
				805	40.75	41.68	-2.23%	0.89	0.90	-0.48%													
				850	40.72	41.50	-1.88%	0.91	0.92	-0.99%													
SAR 20	6/13/2025	Head	750	750	40.83	41.96	-2.70%	0.85	0.89	-4.50%	6/13/2025	D750V3 SN: 1024	5/11/2026	17.0	0.389	7.762	8.520	**-8.90%**	0.258	5.148	5.600	-8.08%	104
				660	42.81	42.42	0.91%	0.83	0.89	-6.72%													
				800	40.77	41.71	-2.24%	0.87	0.90	-3.45%													
SAR 20	6/13/2025	Head	835	835	41.09	41.50	-0.99%	0.88	0.90	-2.66%	6/13/2025	D835V2 SN: 4d002	11/7/2025	17.0	0.475	9.477	9.690	-2.19%	0.313	6.245	6.330	-1.34%	
				805	40.86	41.68	-1.97%	0.87	0.90	-3.37%													
				850	41.09	41.50	-0.99%	0.88	0.92	-3.65%													
SAR 20	6/17/2025	Head	750	750	41.99	41.96	0.07%	0.85	0.89	-4.98%	6/17/2025	D750V3 SN: 1024	5/11/2026	17.0	0.392	7.821	8.520	-8.20%	0.261	5.208	5.600	-7.01%	
				660	42.15	42.42	-0.64%	0.82	0.89	-7.68%													
				800	41.82	41.71	0.28%	0.86	0.90	-3.70%													
SAR 20	6/17/2025	Head	835	835	41.70	41.50	0.48%	0.88	0.90	-2.58%	6/17/2025	D835V2 SN: 4d002	11/7/2025	17.0	0.487	9.717	9.690	0.28%	0.320	6.385	6.330	0.87%	
				805	41.80	41.68	0.29%	0.87	0.90	-3.56%													
				850	41.63	41.50	0.31%	0.88	0.92	-3.50%													
SAR 20	6/20/2025	Head	750	750	40.52	41.96	-3.44%	0.88	0.89	-1.46%	6/20/2025	D750V3 SN: 1024	5/11/2026	17.0	0.419	8.360	8.520	-1.88%	0.279	5.567	5.600	-0.59%	
				660	43.58	42.42	2.73%	0.85	0.89	-4.08%													
				800	40.57	41.71	-2.72%	0.90	0.90	0.34%													
SAR 20	6/20/2025	Head	835	835	41.00	41.50	-1.20%	0.91	0.90	1.11%	6/20/2025	D835V2 SN: 4d002	11/7/2025	17.0	0.508	10.136	9.690	4.60%	0.335	6.684	6.330	5.59%	
				805	40.70	41.68	-2.35%	0.90	0.90	0.30%													
				850	41.00	41.50	-1.20%	0.92	0.92	0.55%													
SAR 20	6/24/2025	Head	750	750	40.24	41.96	-4.10%	0.86	0.89	-3.49%	6/24/2025	D750V3 SN: 1024	5/11/2026	17.0	0.405	8.081	8.520	-5.15%	0.269	5.367	5.600	-4.16%	
				660	40.78	42.42	-3.87%	0.83	0.89	-6.04%													
				800	40.08	41.71	-3.90%	0.88	0.90	-2.02%													
SAR 20	6/24/2025	Head	835	835	40.04	41.50	-3.52%	0.89	0.90	-1.11%	6/24/2025	D835V2 SN: 4d002	11/7/2025	17.0	0.490	9.777	9.690	0.90%	0.322	6.425	6.330	1.50%	
				805	40.07	41.68	-3.86%	0.88	0.90	-1.88%													
				850	40.00	41.50	-3.61%	0.89	0.92	-2.20%													
SAR 20	6/27/2025	Head	750	750	43.13	41.96	2.78%	0.85	0.89	-5.06%	6/27/2025	D750V3 SN: 1024	5/11/2026	17.0	0.404	8.061	8.520	-5.39%	0.269	5.367	5.600	-4.16%	
				660	42.76	42.42	0.79%	0.81	0.89	-8.27%													
				800	42.88	41.71	2.82%	0.87	0.90	-3.45%													
SAR 20	6/27/2025	Head	835	835	42.66	41.50	2.80%	0.88	0.90	-2.38%	6/27/2025	D835V2 SN: 4d002	11/7/2025	17.0	0.495	9.877	9.690	1.93%	0.326	6.505	6.330	2.76%	
				805	42.83	41.68	2.76%	0.87	0.90	-3.26%													
				850	42.61	41.50	2.67%	0.88	0.92	-3.53%													
SAR 20	7/1/2025	Head	750	750	43.76	41.96	4.29%	0.86	0.89	-3.77%	7/1/2025	D750V3 SN: 1024	5/11/2026	17.0	0.403	8.041	8.520	-5.62%	0.267	5.327	5.600	-4.87%	
				660	43.51	42.42	2.56%	0.83	0.89	-6.36%													
				800	43.63	41.71	4.62%	0.87	0.90	-2.50%													

This report shall not be reproduced without the written approval of UL Verification Services Inc.

Liquid Check											System Check												
SAR Lab	Date	Tissue Type	Band (MHz)	Freq. (MHz)	Relative Permittivity (εr)			Conductivity (σ)			Date	Dipole Type & Serial Number	Dipole Cal. Due Date	Input Power (dBm)	Measured results for 1-g SAR				Measured results for 10-g SAR				Plot No.
					Measured	Target	Delta	Measured	Target	Delta					Meas. Zoom Scan	Normalize to 1 W	Target (Ref. Value)	Delta ±10%	Meas. Zoom Scan	Normalize to 1 W	Target (Ref. Value)	Delta ±10%	
				835	43.38	41.50	4.53%	0.89	0.90	-1.16%													
SAR 20	7/1/2025	Head	835	805	43.58	41.68	4.56%	0.88	0.90	-2.29%	7/1/2025	D835V2 SN: 4d002	11/7/2025	17.0	0.487	9.717	9.690	0.28%	0.320	6.385	6.330	0.87%	
				850	43.33	41.50	4.41%	0.89	0.92	-2.21%													
				750	42.74	41.96	1.86%	0.84	0.89	-6.48%													
SAR 20	7/5/2025	Head	750	660	44.89	42.42	5.82%	0.81	0.89	-8.82%	7/5/2025	D750V3 SN: 1071	11/7/2025	17.0	0.400	7.981	8.490	-5.99%	0.270	5.387	5.570	-3.28%	
				800	42.69	41.71	2.36%	0.85	0.90	-5.00%													
				835	42.97	41.50	3.54%	0.87	0.90	-3.88%													
SAR 20	7/5/2025	Head	835	805	42.78	41.68	2.64%	0.85	0.90	-4.85%	7/5/2025	D835V2 SN: 4d002	11/7/2025	17.0	0.497	9.916	9.690	2.34%	0.332	6.624	6.330	4.65%	
				850	42.92	41.50	3.42%	0.87	0.92	-4.84%													
				750	41.63	41.96	-0.79%	0.85	0.89	-4.68%													
SAR 20	7/7/2025	Head	750	660	43.08	42.42	1.55%	0.83	0.89	-6.77%	7/7/2025	D750V3 SN: 1024	5/11/2026	17.0	0.404	8.061	8.520	-5.39%	0.269	5.367	5.600	-4.16%	
				800	41.52	41.71	-0.44%	0.87	0.90	-3.31%													
				835	41.67	41.50	0.41%	0.88	0.90	-2.33%													
SAR 20	7/7/2025	Head	835	805	41.57	41.68	-0.26%	0.87	0.90	-3.18%	7/7/2025	D835V2 SN: 4d002	11/7/2025	17.0	0.489	9.757	9.690	0.69%	0.325	6.485	6.330	2.44%	
				850	41.62	41.50	0.29%	0.88	0.92	-3.43%													
				750	41.60	41.96	-0.86%	0.89	0.89	-0.34%													
SAR 20	7/11/2025	Head	750	660	44.09	42.42	3.93%	0.86	0.89	-2.95%	7/11/2025	D750V3 SN: 1024	5/11/2026	17.0	0.422	8.420	8.520	-1.17%	0.281	5.607	5.600	0.12%	
				800	41.54	41.71	-0.40%	0.90	0.90	0.34%													
				835	41.94	41.50	1.06%	0.91	0.90	1.59%													
SAR 20	7/11/2025	Head	835	805	41.65	41.68	-0.07%	0.90	0.90	0.62%	7/11/2025	D835V2 SN: 4d117	5/11/2026	17.0	0.508	10.136	9.660	4.93%	0.335	6.684	6.270	6.60%	
				850	41.90	41.50	0.96%	0.92	0.92	0.54%													
				750	39.98	41.96	-4.72%	0.85	0.89	-4.59%													
SAR 20	7/15/2025	Head	750	660	40.24	42.42	-5.15%	0.83	0.89	-6.88%	7/15/2025	D750V3 SN: 1024	5/11/2026	17.0	0.407	8.121	8.520	-4.69%	0.269	5.367	5.600	-4.16%	
				800	39.75	41.71	-4.69%	0.87	0.90	-3.19%													
				835	39.71	41.50	-4.31%	0.88	0.90	-2.23%													
SAR 20	7/15/2025	Head	835	805	39.74	41.68	-4.65%	0.87	0.90	-3.04%	7/15/2025	D835V2 SN: 4d117	5/11/2026	17.0	0.486	9.697	9.660	0.38%	0.319	6.365	6.270	1.51%	
				850	39.66	41.50	-4.43%	0.88	0.92	-3.32%													

This report shall not be reproduced without the written approval of UL Verification Services Inc.

Liquid Check											System Check												
SAR Lab	Date	Tissue Type	Band (MHz)	Freq. (MHz)	Relative Permittivity (cr)			Conductivity (σ)			Date	Dipole Type & Serial Number	Dipole Cal. Due Date	Input Power (dBm)	Measured results for 1-g SAR				Measured results for 10-g SAR				Plot No.
					Measured	Target	Delta	Measured	Target	Delta					Meas. Zoom Scan	Normalize to 1 W	Target (Ref. Value)	Delta ±10%	Meas. Zoom Scan	Normalize to 1 W	Target (Ref. Value)	Delta ±10%	
SAR 21	5/13/2025	Head	835	835	44.15	41.50	6.39%	0.87	0.90	-2.81%	5/13/2025	D835V2 SN: 4d002	11/7/2025	17.0	0.498	9.936	9.690	2.54%	0.331	6.604	6.330	4.33%	
				805	44.16	41.68	5.95%	0.87	0.90	-3.26%													
				850	44.13	41.50	6.34%	0.88	0.92	-3.96%													
SAR 21	5/14/2025	Head	750	750	43.25	41.96	3.07%	0.84	0.89	-5.73%	5/14/2025	D750V3 SN: 1071	11/7/2025	17.0	0.427	8.520	8.490	0.35%	0.286	5.706	5.570	2.45%	
				660	43.70	42.42	3.01%	0.81	0.89	-8.30%													
				800	43.08	41.71	3.30%	0.86	0.90	-4.55%													
SAR 21	5/16/2025	Head	750	750	40.27	41.96	-4.03%	0.84	0.89	-6.12%	5/16/2025	D750V3 SN: 1071	11/7/2025	17.0	0.404	8.061	8.490	-5.05%	0.271	5.407	5.570	-2.92%	
				660	43.35	42.42	2.18%	0.81	0.89	-8.44%													
				800	40.41	41.71	-3.11%	0.85	0.90	-5.21%													
SAR 21	5/18/2025	Head	750	750	41.89	41.96	-0.17%	0.83	0.89	-7.06%	5/18/2025	D750V3 SN: 1071	11/7/2025	17.0	0.390	7.782	8.490	**-8.34%**	0.260	5.188	5.570	-6.86%	105
				660	41.96	42.42	-1.09%	0.80	0.89	-9.72%													
				800	41.80	41.71	0.23%	0.84	0.90	-6.35%													
SAR 21	5/18/2025	Head	835	835	44.21	41.50	6.53%	0.88	0.90	-2.22%	5/18/2025	D835V2 SN: 4d002	11/7/2025	17.0	0.512	10.216	9.690	**5.43%**	0.337	6.724	6.330	6.22%	106
				805	44.26	41.68	6.19%	0.87	0.90	-3.04%													
				850	44.17	41.50	6.43%	0.88	0.92	-3.83%													
SAR 21	5/22/2025	Head	750	750	42.33	41.96	0.88%	0.86	0.89	-3.70%	5/22/2025	D750V3 SN: 1071	11/7/2025	17.0	0.420	8.380	8.490	-1.29%	0.283	5.647	5.570	1.38%	
				660	42.41	42.42	-0.03%	0.83	0.89	-6.13%													
				800	42.11	41.71	0.97%	0.88	0.90	-2.05%													
SAR 21	5/22/2025	Head	835	835	42.00	41.50	1.20%	0.89	0.90	-1.28%	5/22/2025	D835V2 SN: 4d002	11/7/2025	17.0	0.502	10.016	9.690	3.37%	0.334	6.664	6.330	5.28%	
				805	42.09	41.68	0.98%	0.88	0.90	-1.94%													
				850	41.96	41.50	1.11%	0.89	0.92	-2.42%													
SAR 21	5/27/2025	Head	750	750	41.10	41.96	-2.05%	0.84	0.89	-5.65%	5/27/2025	D750V3 SN: 1071	11/7/2025	17.0	0.427	8.520	8.490	0.35%	0.286	5.706	5.570	2.45%	
				660	43.57	42.42	2.70%	0.81	0.89	-8.22%													
				800	41.15	41.71	-1.33%	0.86	0.90	-4.55%													
SAR 21	5/31/2025	Head	750	750	40.23	41.96	-4.13%	0.86	0.89	-3.70%	5/31/2025	D750V3 SN: 1024	5/11/2026	17.0	0.416	8.300	8.520	-2.58%	0.279	5.567	5.600	-0.59%	
				660	40.34	42.42	-4.91%	0.83	0.89	-6.34%													
				800	40.09	41.71	-3.87%	0.88	0.90	-1.89%													
SAR 21	5/31/2025	Head	835	835	40.00	41.50	-3.61%	0.89	0.90	-1.11%	5/31/2025	D835V2 SN: 4d002	11/7/2025	17.0	0.498	9.936	9.690	2.54%	0.333	6.644	6.330	4.96%	
				805	40.10	41.68	-3.79%	0.88	0.90	-2.04%													
				850	39.90	41.50	-3.86%	0.90	0.92	-2.19%													
SAR 21	6/3/2025	Head	835	835	43.95	41.50	5.90%	0.92	0.90	2.22%	6/3/2025	D835V2 SN: 4d117	5/11/2026	17.0	0.528	10.535	9.660	**9.06%**	0.343	6.844	6.270	9.15%	107
				805	44.05	41.68	5.69%	0.92	0.90	2.53%													
				850	43.90	41.50	5.78%	0.92	0.92	0.55%													
SAR 21	6/3/2025	Head	750	750	44.39	41.96	5.79%	0.90	0.89	0.33%	6/4/2025	D750V3 SN: 1071	11/7/2025	17.0	0.440	8.779	8.490	3.41%	0.289	5.766	5.570	3.52%	
				660	44.11	42.42	3.98%	0.85	0.89	-4.31%													
				800	44.09	41.71	5.72%	0.92	0.90	2.35%													
SAR 21	6/7/2025	Head	750	750	42.08	41.96	0.28%	0.84	0.89	-5.94%	6/7/2025	D750V3 SN: 1024	5/11/2026	17.0	0.439	8.759	8.520	2.81%	0.287	5.726	5.600	2.26%	
				660	42.17	42.42	-0.60%	0.81	0.89	-8.66%													
				800	41.74	41.71	0.08%	0.87	0.90	-3.44%													
SAR 21	6/7/2025	Head	835	835	41.64	41.50	0.34%	0.88	0.90	-2.56%	6/7/2025	D835V2 SN: 4d002	11/7/2025	17.0	0.487	9.717	9.690	0.28%	0.315	6.285	6.330	-0.71%	
				805	41.72	41.68	0.10%	0.87	0.90	-3.12%													
				850	41.61	41.50	0.27%	0.88	0.92	-3.77%													
SAR 21	6/10/2025	Head	750	750	41.35	41.96	-1.46%	0.85	0.89	-5.09%	6/10/2025	D750V3 SN: 1024	5/11/2026	17.0	0.431	8.600	8.520	0.93%	0.282	5.627	5.600	0.48%	
				660	42.04	42.42	-0.90%	0.82	0.89	-7.58%													
				800	41.16	41.71	-1.31%	0.86	0.90	-3.80%													
SAR 21	6/10/2025	Head	835	835	41.19	41.50	-0.75%	0.87	0.90	-2.99%	6/10/2025	D835V2 SN: 4d117	5/11/2026	17.0	0.507	10.116	9.660	4.72%	0.329	6.564	6.270	4.70%	
				805	41.16	41.68	-1.25%	0.86	0.90	-3.69%													
				850	41.18	41.50	-0.77%	0.88	0.92	-4.03%													
SAR 21	6/14/2025	Head	750	750	41.19	41.96	-1.84%	0.85	0.89	-4.69%	6/14/2025	D750V3 SN: 1024	5/11/2026	17.0	0.405	8.081	8.520	**-5.15%**	0.271	5.407	5.600	-3.44%	108
				660	42.72	42.42	0.70%	0.82	0.89	-6.98%													
				800	41.11	41.71	-1.43%	0.86	0.90	-3.58%													
SAR 21	6/14/2025	Head	835	835	41.33	41.50	-0.41%	0.88	0.90	-2.78%	6/14/2025	D835V2 SN: 4d002	5/11/2026	17.0	0.488	9.737	9.690	0.48%	0.323	6.445	6.330	1.81%	
				805	41.17	41.68	-1.22%	0.87	0.90	-3.49%													
				850	41.33	41.50	-0.41%	0.88	0.92	-3.78%													
SAR 21	6/17/2025	Head	750	750	42.85	41.96	2.12%	0.87	0.89	-2.83%	6/17/2025	D750V3 SN: 1024	5/11/2026	17.0	0.419	8.360	8.520	-1.88%	0.279	5.567	5.600	-0.59%	
				660	43.07	42.42	1.52%	0.84	0.89	-5.58%													
				800	42.69	41.71	2.36%	0.88	0.90	-1.53%													
SAR 21	6/17/2025	Head	835	835	42.59	41.50	2.63%	0.90	0.90	-0.38%	6/17/2025	D835V2 SN: 4d002	5/11/2026	17.0	0.505	10.076	9.690	3.98%	0.333	6.644	6.330	4.96%	
				805	42.68	41.68	2.40%	0.88	0.90	-1.38%													
				850	42.53	41.50	2.48%	0.90	0.92	-1.31%													
SAR 21	6/20/2025	Head	750	750	42.28	41.96	0.76%	0.85	0.89	-5.17%	6/20/2025	D750V3 SN: 1024	5/11/2026	17.0	0.415	8.280	8.520	-2.81%	0.277	5.527	5.600	-1.31%	
				660	43.78	42.42	3.20%	0.83	0.89	-5.85%													
				800	42.16	41.71	1.09%	0.88	0.90	-1.82%													
SAR 21	6/20/2025	Head	835	835	42.35	41.50	2.05%	0.89	0.90	-0.66%	6/20/2025	D835V2 SN: 4d117	5/11/2026	17.0	0.497	9.916	9.660	2.65%	0.329	6.564	6.270	4.70%	
				805	42.22	41.68	1.30%	0.88	0.90	-1.66%													
				850	42.34	41.50	2.02%	0.90	0.92	-1.62%													
SAR 21	6/24/2025	Head	750	750	40.97	41.96	-2.36%	0.86	0.89	-3.77%	6/24/2025	D750V3 SN: 1024	5/11/2026	17.0	0.417	8.320	8.520	-2.34%	0.277	5.527	5.600	-1.31%	
				660	41.29	42.42	-2.67%	0.83	0.89	-6.44%													
				800	40.78	41.71	-2.22%	0.88	0.90	-2.22%													
SAR 21	6/24/2025	Head	835	835	40.71	41.50	-1.90%	0.89	0.90	-1.27%	6/24/2025	D835V2 SN: 4d002	5/11/2026	17.0	0.495	9.877	9.690	1.93%	0.326	6.505	6.330	2.76%	
				805	40.77	41.68	-2.18%	0.88	0.90	-2.07%													
				850	40.67	41.50	-2.00%	0.89	0.92	-2.33%													
SAR 21	6/27/2025	Head	750	750	44.49	41.96	6.03%	0.85	0.89	-4.89%	6/27/2025	D750V3 SN: 1024	5/11/2026	17.0	0.414	8.260	8.520	-3.05%	0.275	5.487	5.600	-2.02%	
				660	43.31	42.42	2.09%	0.82	0.89	-7.58%													
				800	44.20	41.71	5.98%	0.87	0.90	-3.17%													
SAR 21	6/27/2025	Head	835	835	43.81	41.50	5.57%	0.88	0.90	-2.04%	6/27/2025	D835V2 SN: 4d002	5/11/2026	17.0	0.495	9.877	9.690	1.93%	0.327	6.525	6.330	3.07%	
				805	44.10	41.68	5.81%	0.87	0.90	-2.95%													
				850	43.74	41.50	5.40%	0.89	0.92	-3.20%													

This report shall not be reproduced without the written approval of UL Verification Services Inc.

Liquid Check											System Check												
SAR Lab	Date	Tissue Type	Band (MHz)	Freq. (MHz)	Relative Permittivity (εr)			Conductivity (σ)			Date	Dipole Type & Serial Number	Dipole Cal. Due Date	Input Power (dBm)	Measured results for 1-g SAR				Measured results for 10-g SAR				Plot No.
					Measured	Target	Delta	Measured	Target	Delta					Meas. Zoom Scan	Normalize to 1 W	Target (Ref. Value)	Delta ±10%	Meas. Zoom Scan	Normalize to 1 W	Target (Ref. Value)	Delta ±10%	
SAR 21	7/1/2025	Head	750	750	42.67	41.96	1.69%	0.88	0.89	-1.90%	7/1/2025	D750V3 SN: 1024	5/11/2026	17.0	0.431	8.600	8.520	0.93%	0.286	5.706	5.600	1.90%	
				660	42.45	42.42	0.06%	0.85	0.89	-4.42%													
				800	42.53	41.71	1.98%	0.89	0.90	-0.62%													
SAR 21	7/1/2025	Head	835	835	42.32	41.50	1.98%	0.91	0.90	0.68%	7/1/2025	D835V2 SN: 4d002	5/11/2026	17.0	0.505	10.076	9.690	3.98%	0.332	6.624	6.330	4.65%	
				805	42.49	41.68	1.94%	0.89	0.90	-0.40%													
				850	42.27	41.50	1.86%	0.91	0.92	-0.43%													
SAR 21	7/5/2025	Head	750	750	42.98	41.96	2.43%	0.86	0.89	-4.17%	7/5/2025	D750V3 SN: 1024	5/11/2026	17.0	0.436	8.699	8.520	2.10%	0.293	5.846	5.600	4.39%	
				660	43.75	42.42	3.13%	0.83	0.89	-6.51%													
				800	42.93	41.71	2.94%	0.87	0.90	-2.75%													
SAR 21	7/5/2025	Head	835	835	43.34	41.50	4.43%	0.89	0.90	-1.49%	7/5/2025	D835V2 SN: 4d002	5/11/2026	17.0	0.510	10.176	9.690	5.01%	0.340	6.784	6.330	7.17%	
				805	43.42	41.68	4.18%	0.87	0.90	-2.60%													
				850	43.28	41.50	4.29%	0.89	0.92	-2.56%													
SAR 21	7/8/2025	Head	750	750	41.76	41.96	-0.48%	0.86	0.89	-3.39%	7/8/2025	D750V3 SN: 1024	5/11/2026	17.0	0.415	8.280	8.520	-2.81%	0.276	5.507	5.600	-1.66%	
				660	42.16	42.42	-0.62%	0.83	0.89	-6.00%													
				800	41.62	41.71	-0.20%	0.88	0.90	-2.15%													
SAR 21	7/8/2025	Head	835	835	41.58	41.50	0.19%	0.89	0.90	-0.96%	7/8/2025	D835V2 SN: 4d002	5/11/2026	17.0	0.498	9.936	9.690	2.54%	0.329	6.564	6.330	3.70%	
				805	41.62	41.68	-0.14%	0.88	0.90	-1.98%													
				850	41.52	41.50	0.05%	0.90	0.92	-2.00%													
SAR 21	7/11/2025	Head	750	750	40.57	41.96	-3.32%	0.89	0.89	-0.89%	7/11/2025	D750V3 SN: 1024	5/11/2026	17.0	0.439	8.759	8.520	2.81%	0.292	5.826	5.600	4.04%	
				660	42.90	42.42	1.12%	0.86	0.89	-3.23%													
				800	40.47	41.71	-2.96%	0.90	0.90	0.83%													
SAR 21	7/11/2025	Head	835	835	40.85	41.50	-1.57%	0.91	0.90	1.60%	7/11/2025	D835V2 SN: 4d117	5/11/2026	17.0	0.504	10.056	9.660	4.10%	0.332	6.624	6.270	5.65%	
				805	40.57	41.68	-2.66%	0.91	0.90	0.96%													
				850	40.82	41.50	-1.64%	0.92	0.92	0.44%													
SAR 21	7/15/2025	Head	750	750	39.19	41.96	-6.60%	0.84	0.89	-5.80%	7/15/2025	D750V3 SN: 1024	5/11/2026	17.0	0.409	8.161	8.520	-4.22%	0.272	5.427	5.600	-3.09%	
				660	39.37	42.42	-7.20%	0.82	0.89	-7.87%													
				800	38.96	41.71	-6.58%	0.86	0.90	-4.16%													
SAR 21	7/15/2025	Head	835	835	38.90	41.50	-6.27%	0.87	0.90	-3.56%	7/15/2025	D835V2 SN: 4d117	5/11/2026	17.0	0.483	9.637	9.660	-0.24%	0.316	6.305	6.270	0.56%	
				805	38.95	41.68	-6.55%	0.86	0.90	-4.07%													
				850	38.85	41.50	-6.39%	0.87	0.92	-4.59%													

This report shall not be reproduced without the written approval of UL Verification Services Inc.

Liquid Check											System Check												
SAR Lab	Date	Tissue Type	Band (MHz)	Freq. (MHz)	Relative Permittivity (εr)			Conductivity (σ)			Date	Dipole Type & Serial Number	Dipole Cal. Due Date	Input Power (dBm)	Measured results for 1-g SAR				Measured results for 10-g SAR				Plot No.
					Measured	Target	Delta	Measured	Target	Delta					Meas. Zoom Scan	Normalize to 1 W	Target (Ref. Value)	Delta ±10%	Meas. Zoom Scan	Normalize to 1 W	Target (Ref. Value)	Delta ±10%	
SAR 24	5/30/2025	Head	1750	1750	41.15	40.08	2.66%	1.34	1.37	-2.26%	5/30/2025	D1750V2 SN: 1050	4/19/2026	17.0	1.720	34.319	36.100	**-4.93%**	0.927	18.496	18.900	-2.14%	109
				1695	41.33	40.17	2.89%	1.31	1.34	-2.01%													
				1780	41.15	40.04	2.78%	1.36	1.39	-1.80%													
SAR 24	5/30/2025	Head	1900	1900	40.99	40.00	2.48%	1.44	1.40	2.57%	5/30/2025	D1900V2 SN: 5d140	4/14/2026	17.0	1.860	37.112	39.400	-5.81%	0.977	19.494	20.600	-5.37%	
				1850	41.09	40.00	2.73%	1.40	1.40	-0.21%													
				1920	41.06	40.00	2.65%	1.45	1.40	3.36%													
SAR 24	6/3/2025	Head	1750	1750	40.41	40.08	0.81%	1.35	1.37	-1.61%	6/3/2025	D1750V2 SN: 1050	4/19/2026	17.0	1.730	34.518	36.100	-4.38%	0.934	18.636	18.900	-1.40%	
				1695	40.52	40.17	0.87%	1.32	1.34	-1.34%													
				1780	40.34	40.04	0.75%	1.37	1.39	-1.44%													
SAR 24	6/3/2025	Head	1900	1900	40.20	40.00	0.50%	1.44	1.40	3.00%	6/3/2025	D1900V2 SN: 5d140	4/14/2026	17.0	1.850	36.912	39.400	**-6.31%**	0.976	19.474	20.600	-5.47%	110
				1850	40.31	40.00	0.78%	1.41	1.40	0.43%													
				1920	40.20	40.00	0.50%	1.46	1.40	3.93%													
SAR 24	6/7/2025	Head	1750	1750	38.98	40.08	-2.76%	1.41	1.37	2.92%	6/7/2025	D1750V2 SN: 1050	4/19/2026	17.0	1.810	36.114	36.100	0.04%	0.979	19.534	18.900	3.35%	
				1695	39.15	40.17	-2.54%	1.38	1.34	3.14%													
				1780	38.98	40.04	-2.64%	1.43	1.39	2.89%													
SAR 24	6/7/2025	Head	1900	1900	38.82	40.00	-2.95%	1.50	1.40	7.29%	6/7/205	D1900V2 SN: 5d140	4/14/2026	17.0	1.950	38.908	39.400	-1.25%	1.030	20.551	20.600	-0.24%	
				1850	38.85	40.00	-2.88%	1.47	1.40	4.86%													
				1920	38.74	40.00	-3.15%	1.51	1.40	8.00%													
SAR 24	6/10/2025	Head	1750	1750	40.50	40.08	1.04%	1.35	1.37	-1.39%	6/10/2025	D1750V2 SN: 1050	4/19/2026	17.0	1.740	34.718	36.100	-3.83%	0.942	18.795	18.900	-0.55%	
				1695	40.54	40.17	0.92%	1.32	1.34	-1.49%													
				1780	40.45	40.04	1.03%	1.37	1.39	-0.93%													
SAR 24	6/10/2025	Head	1900	1900	40.23	40.00	0.57%	1.45	1.40	3.71%	6/10/2025	D1900V2 SN: 5d140	4/14/2026	17.0	1.870	37.311	39.400	-5.30%	0.989	19.733	20.600	-4.21%	
				1850	40.34	40.00	0.85%	1.42	1.40	1.50%													
				1920	40.21	40.00	0.53%	1.46	1.40	4.57%													
SAR 24	6/13/2025	Head	1750	1750	38.18	40.08	-4.75%	1.28	1.37	-6.28%	6/13/2025	D1750V2 SN: 1050	4/19/2026	17.0	1.720	34.319	36.100	-4.93%	0.933	18.616	18.900	-1.50%	
				1695	38.26	40.17	-4.75%	1.26	1.34	-5.90%													
				1780	38.17	40.04	-4.67%	1.30	1.39	-6.27%													
SAR 24	6/13/2025	Head	1900	1900	38.02	40.00	-4.95%	1.37	1.40	-2.14%	6/13/2025	D1900V2 SN: 5d140	4/14/2026	17.0	1.890	37.710	39.400	-4.29%	0.997	19.893	20.600	-3.43%	
				1850	38.10	40.00	-4.75%	1.34	1.40	-4.29%													
				1920	37.98	40.00	-5.05%	1.38	1.40	-1.43%													
SAR 24	6/17/2025	Head	1750	1750	41.36	40.08	3.18%	1.33	1.37	-2.55%	6/17/2025	D1750V2 SN: 1050	4/19/2026	17.0	1.840	36.713	36.100	1.70%	0.999	19.933	18.900	5.46%	
				1695	41.46	40.17	3.21%	1.31	1.34	-2.16%													
				1780	41.34	40.04	3.25%	1.35	1.39	-2.59%													
SAR 24	6/17/2025	Head	1900	1900	41.12	40.00	2.80%	1.42	1.40	1.43%	6/17/2025	D1900V2 SN: 5d140	4/14/2026	17.0	1.980	39.506	39.400	0.27%	1.050	20.950	20.600	1.70%	
				1850	41.25	40.00	3.13%	1.39	1.40	-0.57%													
				1920	41.10	40.00	2.75%	1.43	1.40	2.07%													
SAR 24	6/20/2025	Head	1750	1750	39.76	40.08	-0.81%	1.38	1.37	0.44%	6/20/2025	D1750V2 SN: 1050	4/19/2026	17.0	1.850	36.912	36.100	2.25%	1.000	19.953	18.900	5.57%	
				1695	39.83	40.17	-0.84%	1.34	1.34	0.45%													
				1780	39.69	40.04	-0.87%	1.39	1.39	0.51%													
SAR 24	6/20/2025	Head	1900	1900	39.53	40.00	-1.18%	1.48	1.40	5.64%	6/20/2025	D1900V2 SN: 5d140	4/14/2026	17.0	1.990	39.706	39.400	0.78%	1.050	20.950	20.600	1.70%	
				1850	39.63	40.00	-0.92%	1.44	1.40	3.14%													
				1920	39.50	40.00	-1.25%	1.47	1.40	4.93%													
SAR 24	6/24/2025	Head	1750	1750	39.77	40.08	-0.78%	1.35	1.37	-1.75%	6/24/2025	D1750V2 SN: 1050	4/19/2026	17.0	1.810	36.114	36.100	0.04%	0.977	19.494	18.900	3.14%	
				1695	39.89	40.17	-0.70%	1.31	1.34	-1.94%													
				1780	39.72	40.04	-0.80%	1.36	1.39	-1.65%													
SAR 24	6/24/2025	Head	1900	1900	39.52	40.00	-1.20%	1.43	1.40	2.29%	6/24/2025	D1900V2 SN: 5d140	4/14/2026	17.0	1.940	38.708	39.400	-1.76%	1.020	20.352	20.600	-1.21%	
				1850	39.58	40.00	-1.05%	1.40	1.40	0.21%													
				1920	39.48	40.00	-1.30%	1.44	1.40	3.14%													
SAR 24	6/27/2025	Head	1750	1750	42.30	40.08	5.53%	1.32	1.37	-3.29%	6/27/2025	D1750V2 SN: 1050	4/19/2026	17.0	1.810	36.114	36.100	0.04%	0.979	19.534	18.900	3.35%	
				1695	42.37	40.17	5.48%	1.30	1.34	-2.99%													
				1780	42.28	40.04	5.60%	1.34	1.39	-3.17%													
SAR 24	6/27/2025	Head	1900	1900	42.08	40.00	5.20%	1.42	1.40	1.29%	6/27/2025	D1900V2 SN: 5d140	4/14/2026	17.0	1.950	38.908	39.400	-1.25%	1.030	20.551	20.600	-0.24%	
				1850	42.19	40.00	5.47%	1.39	1.40	-0.93%													
				1920	42.03	40.00	5.08%	1.43	1.40	2.14%													
SAR 24	7/1/2025	Head	1750	1750	38.24	40.08	-4.60%	1.30	1.37	-5.18%	7/1/2025	D1750V2 SN: 1050	4/19/2026	17.0	1.740	34.718	36.100	-3.83%	0.942	18.795	18.900	-0.55%	
				1695	38.31	40.17	-4.63%	1.27	1.34	-4.93%													
				1780	38.19	40.04	-4.62%	1.32	1.39	-5.04%													
SAR 24	7/1/2025	Head	1900	1900	37.98	40.00	-5.05%	1.38	1.40	-1.29%	7/1/2025	D1900V2 SN: 5d140	4/14/2026	17.0	1.860	37.112	39.400	-5.81%	0.982	19.593	20.600	-4.89%	
				1850	38.08	40.00	-4.80%	1.36	1.40	-3.21%													
				1920	37.95	40.00	-5.12%	1.39	1.40	-0.57%													
SAR 24	7/5/2025	Head	1750	1750	40.76	40.08	1.68%	1.32	1.37	-3.36%	7/5/2025	D1750V2 SN: 1050	4/19/2026	17.0	1.760	35.117	36.100	-2.72%	0.955	19.055	18.900	0.82%	
				1695	40.90	40.17	1.82%	1.29	1.34	-3.43%													
				1780	40.70	40.04	1.65%	1.34	1.39	-3.24%													
SAR 24	7/5/2025	Head	1900	1900	40.52	40.00	1.30%	1.41	1.40	0.79%	7/5/2025	D1900V2 SN: 5d140	4/14/2026	17.0	1.870	37.311	39.400	-5.30%	0.988	19.713	20.600	-4.30%	
				1850	40.59	40.00	1.48%	1.38	1.40	-1.36%													
				1920	40.50	40.00	1.25%	1.42	1.40	1.71%													
SAR 24	7/9/2025	Head	1750	1750	39.89	40.08	-0.49%	1.31	1.37	-4.09%	7/9/2025	D1750V2 SN: 1050	4/19/2026	17.0	1.750	34.917	36.100	-3.28%	0.943	18.815	18.900	-0.45%	
				1695	39.98	40.17	-0.47%	1.29	1.34	-3.88%													
				1780	39.89	40.04	-0.37%	1.33	1.39	-4.03%													
SAR 24	7/9/2025	Head	1900	1900	39.68	40.00	-0.80%	1.40	1.40	0.29%	7/9/2025	D1900V2 SN: 5d140	4/14/2026	17.0	1.950	38.908	39.400	-1.25%	1.030	20.551	20.600	-0.24%	
				1850	39.79	40.00	-0.53%	1.37	1.40	-2.00%													
				1920	39.63	40.00	-0.92%	1.41	1.40	1.00%													
SAR 24	7/11/2025	Head	2600	2600	38.49	39.01	-1.34%	2.05	1.96	4.27%	7/11/2025	D2600V2 SN: 1036	4/11/2026	17.0	2.740	54.670	55.400	**-1.32%**	1.250	24.941	24.900	0.16%	111
				2495	38.68	39.14	-1.18%	1.95	1.85	5.59%													
				2690	38.31	38.90	-1.51%	2.13	2.06	3.23%													
SAR 24	7/11/2025	Head	1750	1750	39.03	40.08	-2.63%	1.39	1.37	1.54%	7/11/2025	D1750V2 SN: 1050	4/19/2026	17.0	1.890	37.710	36.100	4.46%	1.020	20.352	18.900	7.68%	
				1695	39.07	40.17	-2.74%	1.36	1.34	1.50%													
				1780	38.98	40.04	-2.64%	1.41	1.39	1.59%													

This report shall not be reproduced without the written approval of UL Verification Services Inc.

Liquid Check											System Check												
SAR Lab	Date	Tissue Type	Band (MHz)	Freq. (MHz)	Relative Permittivity (εr)			Conductivity (σ)			Date	Dipole Type & Serial Number	Dipole Cal. Due Date	Input Power (dBm)	Measured results for 1-g SAR				Measured results for 10-g SAR				Plot No.
					Measured	Target	Delta	Measured	Target	Delta					Meas. Zoom Scan	Normalize to 1 W	Target (Ref. Value)	Delta ±10%	Meas. Zoom Scan	Normalize to 1 W	Target (Ref. Value)	Delta ±10%	
SAR 24	7/11/2025	Head	1900	1900	38.80	40.00	-3.00%	1.49	1.40	6.21%	7/11/2025	D1900V2 SN: 5d140	4/14/2026	17.0	2.000	39.905	39.400	1.28%	1.050	20.950	20.600	1.70%	
				1850	38.89	40.00	-2.78%	1.46	1.40	4.00%													
				1920	38.76	40.00	-3.10%	1.50	1.40	7.36%													
SAR 24	7/15/2025	Head	1750	1750	41.38	40.08	3.23%	1.40	1.37	2.12%	7/15/2025	D1750V2 SN: 1050	4/19/2026	17.0	1.880	37.511	36.100	3.91%	1.020	20.352	18.900	7.68%	
				1695	41.50	40.17	3.31%	1.37	1.34	2.32%													
				1780	41.34	40.04	3.25%	1.42	1.39	2.10%													
SAR 24	7/15/2025	Head	1900	1900	41.09	40.00	2.73%	1.49	1.40	6.21%	7/15/2025	D1900V2 SN: 5d140	4/14/2026	17.0	1.940	38.708	39.400	-1.76%	1.030	20.551	20.600	-0.24%	
				1850	41.20	40.00	3.00%	1.46	1.40	4.14%													
				1920	41.03	40.00	2.58%	1.50	1.40	7.07%													
SAR 24	7/16/2025	Head	1640	1640	42.64	40.25	5.93%	1.30	1.31	-0.76%	7/16/2025	D1640V2 SN: 324	6/13/2026	17.0	1.650	32.922	33.900	**-2.89%**	0.907	18.097	18.300	-1.11%	112
				1610	42.71	40.30	5.98%	1.28	1.29	-0.70%													
				1665	42.60	40.22	5.93%	1.31	1.32	-0.76%													
SAR 24	7/26/2025	Head	1640	1640	40.35	40.25	0.24%	1.30	1.31	-0.68%	7/26/2025	D1640V2 SN: 324	6/13/2026	17.0	1.680	33.520	33.900	-1.12%	0.919	18.336	18.300	0.20%	
				1610	40.42	40.30	0.30%	1.28	1.29	-0.47%													
				1665	40.29	40.22	0.19%	1.31	1.32	-0.83%													

This report shall not be reproduced without the written approval of UL Verification Services Inc.

Liquid Check											System Check												
SAR Lab	Date	Tissue Type	Band (MHz)	Freq. (MHz)	Relative Permittivity (εr)			Conductivity (σ)			Date	Dipole Type & Serial Number	Dipole Cal. Due Date	Input Power (dBm)	Measured results for 1-g SAR				Measured results for 10-g SAR				Plot No.
					Measured	Target	Delta	Measured	Target	Delta					Meas. Zoom Scan	Normalize to 1 W	Target (Ref. Value)	Delta ±10%	Meas. Zoom Scan	Normalize to 1 W	Target (Ref. Value)	Delta ±10%	
SAR 26	5/30/2025	Head	750	750	42.74	41.96	1.86%	0.83	0.89	-6.57%	5/30/2025	D750V3 SN: 1019	4/13/2026	17.0	0.398	7.941	8.510	-6.68%	0.265	5.287	5.590	-5.41%	
				660	41.84	42.42	-1.37%	0.80	0.89	-9.78%													
				800	42.70	41.71	2.39%	0.84	0.90	-6.19%													
SAR 26	6/3/2025	Head	750	750	42.38	41.96	1.00%	0.90	0.89	0.82%	6/3/2025	D750V3 SN: 1019	4/13/2026	20.0	0.883	8.830	8.510	3.76%	0.588	5.880	5.590	5.19%	
				660	41.74	42.42	-1.61%	0.85	0.89	-3.96%													
				800	41.92	41.71	0.52%	0.93	0.90	3.45%													
SAR 26	6/7/2025	Head	750	750	45.08	41.96	7.43%	0.90	0.89	0.43%	6/7/2025	D750V3 SN: 1019	4/13/2026	17.0	0.419	8.360	8.510	-1.76%	0.277	5.527	5.590	-1.13%	
				660	44.96	42.42	5.98%	0.86	0.89	-2.74%													
				800	44.77	41.71	7.35%	0.92	0.90	2.70%													
SAR 26	6/7/2025	Head	835	835	44.64	41.50	7.57%	0.93	0.90	3.64%	6/7/2025	D835V2 SN: 4d002	11/7/2025	17.0	0.526	10.495	9.690	**8.31%**	0.344	6.864	6.330	8.43%	113
				805	44.74	41.68	7.34%	0.92	0.90	2.91%													
				850	44.60	41.50	7.47%	0.94	0.92	2.37%													
SAR 26	6/10/2025	Head	750	750	44.47	41.96	5.98%	0.86	0.89	-4.19%	6/10/2025	D750V3 SN: 1019	4/13/2026	17.0	0.416	8.300	8.510	-2.46%	0.276	5.507	5.590	-1.49%	
				660	44.89	42.42	5.82%	0.82	0.89	-6.91%													
				800	44.27	41.71	6.15%	0.87	0.90	-2.79%													
SAR 26	6/10/2025	Head	835	835	44.24	41.50	6.60%	0.88	0.90	-1.71%	6/10/2025	D835V2 SN: 4d002	11/7/2025	17.0	0.486	9.697	9.690	0.07%	0.323	6.445	6.330	1.81%	
				805	44.26	41.68	6.19%	0.87	0.90	-2.64%													
				850	44.21	41.50	6.53%	0.89	0.92	-2.69%													
SAR 26	6/13/2025	Head	750	750	39.80	41.96	-5.15%	0.85	0.89	-5.32%	6/13/2025	D750V3 SN: 1019	4/13/2026	17.0	0.399	7.961	8.510	-6.45%	0.269	5.367	5.590	-3.98%	
				660	42.73	42.42	0.72%	0.82	0.89	-7.48%													
				800	39.81	41.71	-4.54%	0.86	0.90	-4.34%													
SAR 26	6/13/2025	Head	835	835	40.36	41.50	-2.75%	0.88	0.90	-2.30%	6/13/2025	D835V2 SN: 4d002	11/7/2025	17.0	0.492	9.817	9.690	1.31%	0.328	6.544	6.330	3.39%	
				805	40.11	41.68	-3.77%	0.87	0.90	-3.03%													
				850	40.36	41.50	-2.75%	0.89	0.92	-3.28%													
SAR 26	6/17/2025	Head	750	750	44.28	41.96	5.53%	0.88	0.89	-1.46%	6/17/2025	D750V3 SN: 1019	4/13/2026	17.0	0.415	8.280	8.510	-2.70%	0.278	5.547	5.590	-0.77%	
				660	44.49	42.42	4.87%	0.84	0.89	-5.21%													
				800	44.11	41.71	5.77%	0.89	0.90	-0.77%													
SAR 26	6/17/2025	Head	835	835	42.85	41.50	3.25%	0.91	0.90	1.11%	6/17/2025	D835V2 SN: 4d002	11/7/2025	17.0	0.508	10.136	9.690	4.60%	0.339	6.764	6.330	6.86%	
				805	42.94	41.68	3.02%	0.89	0.90	-0.81%													
				850	42.78	41.50	3.08%	0.91	0.92	-0.55%													
SAR 26	6/17/2025	Head	1750	1750	38.24	40.08	-4.60%	1.30	1.37	-5.04%	6/17/2025	D1750V2 SN: 1053	10/13/2025	17.0	1.850	36.912	36.600	0.85%	1.020	20.352	19.300	5.45%	
				1695	38.31	40.17	-4.63%	1.27	1.34	-5.08%													
				1780	38.19	40.04	-4.62%	1.32	1.39	-4.75%													
SAR 26	6/17/2025	Head	1900	1900	37.96	40.00	-5.10%	1.39	1.40	-0.71%	6/17/2025	D1900V2 SN: 5d140	4/14/2026	17.0	1.960	39.107	39.400	-0.74%	1.060	21.150	20.600	2.67%	
				1850	38.06	40.00	-4.85%	1.36	1.40	-2.86%													
				1920	37.92	40.00	-5.20%	1.40	1.40	0.00%													
SAR 26	6/20/2025	Head	750	750	38.84	41.96	-7.44%	0.87	0.89	-2.26%	6/20/2025	D750V3 SN: 1019	4/13/2026	17.0	0.424	8.460	8.510	-0.59%	0.284	5.667	5.590	1.37%	
				660	40.66	42.42	-4.16%	0.84	0.89	-4.82%													
				800	38.82	41.71	-6.92%	0.89	0.90	-0.91%													
SAR 26	6/20/2025	Head	835	835	38.92	41.50	-6.22%	0.90	0.90	0.00%	6/20/2025	D835V2 SN: 4d002	11/7/2025	17.0	0.489	9.757	9.690	0.69%	0.325	6.485	6.330	2.44%	
				805	38.87	41.68	-6.74%	0.89	0.90	-0.81%													
				850	38.91	41.50	-6.24%	0.91	0.92	-0.85%													
SAR 26	6/20/2025	Head	1750	1750	37.24	40.08	-7.10%	1.35	1.37	-1.53%	6/20/2025	D1750V2 SN: 1053	10/13/2025	17.0	1.830	36.513	36.600	-0.24%	0.998	19.913	19.300	3.17%	
				1695	37.29	40.17	-7.17%	1.32	1.34	-1.57%													
				1780	37.18	40.04	-7.14%	1.36	1.39	-1.65%													
SAR 26	6/20/2025	Head	1900	1900	36.98	40.00	-7.55%	1.44	1.40	3.14%	6/20/2025	D1900V2 SN: 5d140	4/14/2026	17.0	1.970	39.307	39.400	-0.24%	1.050	20.950	20.600	1.70%	
				1850	37.10	40.00	-7.25%	1.41	1.40	0.93%													
				1920	36.94	40.00	-7.65%	1.46	1.40	4.36%													
SAR 26	6/24/2025	Head	750	750	40.53	41.96	-3.41%	0.86	0.89	-3.17%	6/24/2025	D750V3 SN: 1019	4/13/2026	17.0	0.402	8.021	8.510	-5.75%	0.268	5.347	5.590	-4.34%	
				660	39.87	42.42	-6.02%	0.83	0.89	-6.04%													
				800	40.27	41.71	-3.44%	0.88	0.90	-1.51%													
SAR 26	6/24/2025	Head	835	835	39.97	41.50	-3.69%	0.90	0.90	-0.49%	6/24/2025	D835V2 SN: 4d002	11/7/2025	17.0	0.492	9.817	9.690	1.31%	0.325	6.485	6.330	2.44%	
				805	40.20	41.68	-3.55%	0.89	0.90	-1.33%													
				850	39.93	41.50	-3.78%	0.90	0.92	-1.60%													
SAR 26	6/24/2025	Head	1750	1750	37.91	40.08	-5.43%	1.32	1.37	-3.65%	6/24/2025	D1750V2 SN: 1053	10/13/2025	17.0	1.750	34.917	36.600	**-4.60%**	0.960	19.155	19.300	-0.75%	114
				1695	38.03	40.17	-5.33%	1.29	1.34	-3.81%													
				1780	37.89	40.04	-5.37%	1.34	1.39	-3.60%													
SAR 26	6/24/2025	Head	1900	1900	37.66	40.00	-5.85%	1.40	1.40	0.07%	6/24/2025	D1900V2 SN: 5d140	4/14/2026	17.0	1.940	38.708	39.400	-1.76%	1.030	20.551	20.600	-0.24%	
				1850	37.72	40.00	-5.70%	1.37	1.40	-1.93%													
				1920	37.63	40.00	-5.92%	1.41	1.40	0.93%													
SAR 26	6/27/2025	Head	750	750	41.73	41.96	-0.55%	0.87	0.89	-2.32%	6/27/2025	D750V3 SN: 1019	4/13/2026	17.0	0.419	8.360	8.510	-1.76%	0.282	5.627	5.590	0.66%	
				660	42.48	42.42	0.13%	0.84	0.89	-4.93%													
				800	41.57	41.71	-0.32%	0.89	0.90	-0.84%													
SAR 26	6/27/2025	Head	835	835	41.55	41.50	0.12%	0.90	0.90	0.10%	6/27/2025	D835V2 SN: 4d002	11/7/2025	17.0	0.460	9.178	9.690	-5.28%	0.308	6.145	6.330	-2.92%	
				805	41.58	41.68	-0.24%	0.89	0.90	-0.69%													
				850	41.50	41.50	0.00%	0.91	0.92	-1.02%													
SAR 26	6/27/2025	Head	1750	1750	39.82	40.08	-0.66%	1.30	1.37	-4.97%	6/27/2025	D1750V2 SN: 1053	10/13/2025	17.0	1.830	36.513	36.600	-0.24%	1.020	20.352	19.300	5.45%	
				1695	39.91	40.17	-0.65%	1.28	1.34	-4.70%													
				1780	39.82	40.04	-0.55%	1.32	1.39	-4.90%													
SAR 26	6/27/2025	Head	1900	1900	39.62	40.00	-0.95%	1.39	1.40	-0.71%	6/27/2025	D1900V2 SN: 5d140	4/14/2026	17.0	1.920	38.309	39.400	-2.77%	1.040	20.751	20.600	0.73%	
				1850	39.71	40.00	-0.72%	1.36	1.40	-2.79%													
				1920	39.57	40.00	-1.08%	1.40	1.40	0.07%													
SAR 26	7/1/2025	Head	750	750	42.33	41.96	0.88%	0.86	0.89	-4.16%	7/1/2025	D750V3 SN: 1019	4/13/2026	17.0	0.403	8.041	8.510	-5.51%	0.273	5.447	5.590	-2.56%	
				660	42.00	42.42	-1.00%	0.83	0.89	-6.82%													
				800	42.19	41.71	1.16%	0.87	0.90	-2.85%													
SAR 26	7/1/2025	Head	835	835	41.92	41.50	1.01%	0.89	0.90	-1.47%	7/1/2025	D835V2 SN: 4d002	11/7/2025	17.0	0.478	9.537	9.690	-1.58%	0.322	6.425	6.330	1.50%	
				805	42.13	41.68	1.08%	0.87	0.90	-2.62%													
				850	41.86	41.50	0.87%	0.89	0.92	-2.52%													

This report shall not be reproduced without the written approval of UL Verification Services Inc.

Liquid Check											System Check												
SAR Lab	Date	Tissue Type	Band (MHz)	Freq. (MHz)	Relative Permittivity (cr)			Conductivity (σ)			Date	Dipole Type & Serial Number	Dipole Cal. Due Date	Input Power (dBm)	Measured results for 1-g SAR				Measured results for 10-g SAR				Plot No.
					Measured	Target	Delta	Measured	Target	Delta					Meas. Zoom Scan	Normalize to 1 W	Target (Ref. Value)	Delta ±10%	Meas. Zoom Scan	Normalize to 1 W	Target (Ref. Value)	Delta ±10%	
				1750	39.92	40.08	-0.41%	1.30	1.37	-5.04%													
SAR 26	7/1/2025	Head	1750	1695	39.99	40.17	-0.45%	1.27	1.34	-4.85%	7/1/2025	D1750V2 SN: 1053	10/13/2025	17.0	1.750	34.917	36.600	-4.60%	0.966	19.274	19.300	-0.13%	
				1780	39.88	40.04	-0.40%	1.32	1.39	-4.90%													
				1900	39.66	40.00	-0.85%	1.39	1.40	-1.00%													
SAR 26	7/1/2025	Head	1900	1850	39.76	40.00	-0.60%	1.36	1.40	-3.00%	7/1/2025	D1900V2 SN: 5d140	4/14/2026	17.0	1.910	38.110	39.400	**-3.28%**	1.030	20.551	20.600	-0.24%	115
				1920	39.63	40.00	-0.92%	1.40	1.40	-0.29%													
				750	43.76	41.96	4.29%	0.85	0.89	-4.53%													
SAR 26	7/5/2025	Head	750	660	45.10	42.42	6.31%	0.82	0.89	-6.98%	7/5/2025	D750V3 SN: 1019	4/13/2026	17.0	0.402	8.021	8.510	-5.75%	0.271	5.407	5.590	-3.27%	
				800	43.66	41.71	4.69%	0.87	0.90	-2.93%													
				835	43.77	41.50	5.47%	0.88	0.90	-1.84%													
SAR 26	7/5/2025	Head	835	805	43.70	41.68	4.85%	0.87	0.90	-2.78%	7/5/2025	D835V2 SN: 4d002	11/7/2025	17.0	0.492	9.817	9.690	1.31%	0.329	6.564	6.330	3.70%	
				850	43.72	41.50	5.35%	0.89	0.92	-2.86%													
				1750	42.06	40.08	4.93%	1.33	1.37	-3.14%													
SAR 26	7/5/2025	Head	1750	1695	42.18	40.17	5.01%	1.30	1.34	-3.21%	7/5/2025	D1750V2 SN: 1053	10/13/2025	17.0	1.850	36.912	36.600	0.85%	1.030	20.551	19.300	6.48%	
				1780	41.99	40.04	4.87%	1.34	1.39	-3.10%													
				1900	41.83	40.00	4.58%	1.41	1.40	0.93%													
SAR 26	7/5/2025	Head	1900	1850	41.89	40.00	4.73%	1.38	1.40	-1.21%	7/5/2025	D1900V2 SN: 5d140	4/14/2026	17.0	1.980	39.506	39.400	0.27%	1.070	21.349	20.600	3.64%	
				1920	41.80	40.00	4.50%	1.43	1.40	1.86%													
				750	44.75	41.96	6.65%	0.86	0.89	-3.55%													
SAR 26	7/9/2025	Head	750	660	43.24	42.42	1.93%	0.83	0.89	-6.60%	7/9/2025	D750V3 SN: 1019	4/13/2026	17.0	0.414	8.260	8.510	-2.93%	0.280	5.587	5.590	-0.06%	
				800	44.39	41.71	6.44%	0.88	0.90	-2.12%													
				835	42.56	41.50	2.55%	0.88	0.90	-2.69%													
SAR 26	7/9/2025	Head	835	805	42.91	41.68	2.95%	0.87	0.90	-3.48%	7/9/2025	D835V2 SN: 4d002	11/7/2025	17.0	0.473	9.438	9.690	-2.60%	0.317	6.325	6.330	-0.08%	
				850	42.54	41.50	2.51%	0.88	0.92	-3.77%													
				1750	40.36	40.08	0.69%	1.29	1.37	-5.91%													
SAR 26	7/9/2025	Head	1750	1695	40.46	40.17	0.72%	1.26	1.34	-5.68%	7/9/2025	D1750V2 SN: 1053	10/13/2025	17.0	1.750	34.917	36.600	-4.60%	0.975	19.454	19.300	0.80%	
				1780	40.36	40.04	0.80%	1.31	1.39	-5.84%													
				1900	40.16	40.00	0.40%	1.38	1.40	-1.50%													
SAR 26	7/9/2025	Head	1900	1850	40.26	40.00	0.65%	1.35	1.40	-3.79%	7/9/2025	D1900V2 SN: 5d140	4/14/2026	17.0	1.990	39.706	39.400	0.78%	1.070	21.349	20.600	3.64%	
				1920	40.12	40.00	0.30%	1.39	1.40	-0.86%													
				750	40.07	41.96	-4.51%	0.86	0.89	-3.37%													
SAR 26	7/11/2025	Head	750	660	41.87	42.42	-1.30%	0.83	0.89	-5.82%	7/11/2025	D750V3 SN: 1019	4/13/2026	17.0	0.395	7.881	8.510	**-7.39%**	0.266	5.307	5.590	-5.06%	116
				800	39.97	41.71	-4.16%	0.88	0.90	-1.56%													
				835	40.19	41.50	-3.16%	0.89	0.90	-0.79%													
SAR 26	7/11/2025	Head	835	805	40.03	41.68	-3.96%	0.88	0.90	-1.44%	7/11/2025	D835V2 SN: 4d002	11/7/2025	17.0	0.482	9.617	9.690	-0.75%	0.323	6.445	6.330	1.81%	
				850	40.15	41.50	-3.25%	0.90	0.92	-1.90%													
				750	42.32	41.96	0.85%	0.84	0.89	-5.82%													
SAR 26	7/15/2025	Head	750	660	42.47	42.42	0.11%	0.81	0.89	-8.12%	7/15/2025	D750V3 SN: 1019	4/13/2026	17.0	0.412	8.220	8.510	-3.40%	0.281	5.607	5.590	0.30%	
				800	42.05	41.71	0.83%	0.86	0.90	-3.76%													
				835	39.59	41.50	-4.60%	0.88	0.90	-2.41%													
SAR 26	7/15/2025	Head	835	805	39.75	41.68	-4.63%	0.86	0.90	-3.76%	7/15/2025	D835V2 SN: 4d002	11/7/2025	17.0	0.476	9.497	9.690	-1.99%	0.324	6.465	6.330	2.13%	
				850	39.52	41.50	-4.77%	0.89	0.92	-3.28%													

This report shall not be reproduced without the written approval of UL Verification Services Inc.

8.2. PD System Validations & System Check

Per Nov 2017, TCB Workshop

System validation is required before a system is deployed for measurement.

System check is also required before each series of continuous measurement and, as applicable, repeated at least weekly.

Peak and spatially averaged power density at the peak location(s) must be compared to calibrated results according to the defined test conditions.

- the same spatial resolution and measurement region used in the waveguide calibration should be applied to system validation and system check.
- 1 cm^2 and 4 cm^2 spatial averaging have been recommended in the AHG10 draft TR with reference targets available for specific waveguide.
- power density distribution should also be verified, both spatially (shape) and numerically (level) through visual inspection for noticeable differences.
- the measured results should be within 16% (0.66 dB) of the calibrated targets.

The system components, software settings and other system parameters shall be the same as those used for the compliance tests. The system check shall be performed at closest probe calibration frequency point as in the compliance tests, e.g., if the EUT operates at 35 GHz, it is recommended to perform the validation at 30 GHz.

System Validations

SAR Lab	Test Date	5G Verification Source	Source Cal. Due Date	Averaging Type	Input Power System Cart (dBm)	Input Power Source Cal. (dBm)	Meas. 4 cm^2 psPDn+ (W/m^2)	Normalized to 20 dBm (W/m^2)	Target 4 cm^2 psPDn+ (W/m^2)	Deviation (dB)	Meas. 4 cm^2 psPDtot+ (W/m^2)	Normalized to 20 dBm (W/m^2)	Target 4 cm^2 psPDtot+ (W/m^2)	Deviation (dB)	Meas. 4 cm^2 psPDmod+ (W/m^2)	Normalized to 20 dBm (W/m^2)	Target 4 cm^2 psPDmod+ (W/m^2)	Deviation (dB)
22	4/16/2025	5G Verification Source 10 GHz SN: 1015	9/6/2025	Square	17.0	20.0	28.7	57.3	56.4	0.07	29.3	58.5	56.7	0.13	29.5	58.9	56.9	0.15
22	4/16/2025	5G Verification Source 10 GHz SN: 1015	9/6/2025	Square	17.0	20.0	29.1	58.1	56.4	0.13	29.5	58.9	56.7	0.16	29.7	59.3	56.9	0.18
22	4/17/2025	5G Verification Source 10 GHz SN: 1015	9/6/2025	Square	17.0	20.0	27.9	55.7	56.4	-0.06	28.1	56.1	56.7	-0.05	28.3	56.5	56.9	-0.03
22	4/17/2025	5G Verification Source 10 GHz SN: 1015	9/6/2025	Square	17.0	20.0	27.8	55.5	56.4	-0.07	28.4	56.7	56.7	0.00	28.5	56.9	56.9	0.00
22	4/17/2025	5G Verification Source 10 GHz SN: 1015	9/6/2025	Square	17.0	20.0	27.5	54.9	56.4	-0.12	27.6	55.1	56.7	-0.13	27.7	55.3	56.9	-0.13
22	4/17/2025	5G Verification Source 10 GHz SN: 1015	9/6/2025	Square	17.0	20.0	27.6	55.1	56.4	-0.10	27.8	55.5	56.7	-0.10	28.0	55.9	56.9	-0.08
22	4/17/2025	5G Verification Source 10 GHz SN: 1015	9/6/2025	Square	17.0	20.0	28.1	56.1	56.4	-0.03	28.3	56.5	56.7	-0.02	28.4	56.7	56.9	-0.02
22	4/17/2025	5G Verification Source 10 GHz SN: 1015	9/6/2025	Square	17.0	20.0	27.8	55.5	56.4	-0.07	28.4	56.7	56.7	0.00	28.5	56.9	56.9	0.00
22	4/17/2025	5G Verification Source 10 GHz SN: 1015	9/6/2025	Square	17.0	20.0	27.7	55.3	56.4	-0.09	27.8	55.5	56.7	-0.10	28.0	55.9	56.9	-0.08
22	4/17/2025	5G Verification Source 10 GHz SN: 1015	9/6/2025	Square	17.0	20.0	27.3	54.5	56.4	-0.15	27.6	55.1	56.7	-0.13	27.7	55.3	56.9	-0.13
						Average	28.0	**55.8**	56.4	-0.05	28.3	**56.4**	56.7	-0.02	28.4	**56.7**	56.9	-0.01

SAR Lab	Test Date	5G Verification Source	Source Cal. Due Date	Averaging Type	Input Power System Cart (dBm)	Input Power Source Cal. (dBm)	Meas. 4 cm^2 psPDn+ (W/m^2)	Normalized to 20 dBm (W/m^2)	Target 4 cm^2 psPDn+ (W/m^2)	Deviation (dB)	Meas. 4 cm^2 psPDtot+ (W/m^2)	Normalized to 20 dBm (W/m^2)	Target 4 cm^2 psPDtot+ (W/m^2)	Deviation (dB)	Meas. 4 cm^2 psPDmod+ (W/m^2)	Normalized to 20 dBm (W/m^2)	Target 4 cm^2 psPDmod+ (W/m^2)	Deviation (dB)
23	4/22/2025	5G Verification Source 10 GHz SN: 1015	9/6/2025	Square	18.0	20.0	34.9	55.3	56.4	-0.08	35.2	55.8	56.7	-0.07	35.4	56.1	56.9	-0.06
23	4/22/2025	5G Verification Source 10 GHz SN: 1015	9/6/2025	Square	18.0	20.0	36.1	57.2	56.4	0.06	36.3	57.5	56.7	0.06	36.5	57.8	56.9	0.07
23	4/22/2025	5G Verification Source 10 GHz SN: 1015	9/6/2025	Square	18.0	20.0	34.2	54.2	56.4	-0.17	35.1	55.6	56.7	-0.08	35.3	55.9	56.9	-0.07
23	4/22/2025	5G Verification Source 10 GHz SN: 1015	9/6/2025	Square	18.0	20.0	35.7	56.6	56.4	0.01	36.1	57.2	56.7	0.04	36.2	57.4	56.9	0.04
23	4/22/2025	5G Verification Source 10 GHz SN: 1015	9/6/2025	Square	18.0	20.0	35.7	56.6	56.4	0.01	35.8	56.7	56.7	0.00	36.0	57.1	56.9	0.01
23	4/22/2025	5G Verification Source 10 GHz SN: 1015	9/6/2025	Square	18.0	20.0	35.8	56.7	56.4	0.03	36.4	57.7	56.7	0.08	36.7	58.2	56.9	0.10
23	4/23/2025	5G Verification Source 10 GHz SN: 1015	9/6/2025	Square	18.0	20.0	35.3	55.9	56.4	-0.04	35.7	56.6	56.7	-0.01	35.9	56.9	56.9	0.00
23	4/23/2025	5G Verification Source 10 GHz SN: 1015	9/6/2025	Square	18.0	20.0	37.4	59.3	56.4	0.22	37.5	59.4	56.7	0.20	37.7	59.8	56.9	0.21
23	4/23/2025	5G Verification Source 10 GHz SN: 1015	9/6/2025	Square	18.0	20.0	36.6	58.0	56.4	0.12	36.9	58.5	56.7	0.13	37.1	58.8	56.9	0.14
23	4/23/2025	5G Verification Source 10 GHz SN: 1015	9/6/2025	Square	18.0	20.0	36.8	58.3	56.4	0.15	37.0	58.6	56.7	0.15	37.2	59.0	56.9	0.15
						Average	35.9	**56.8**	56.4	0.03	36.2	**57.4**	56.7	0.05	36.4	**57.7**	56.9	0.06

SAR Lab	Test Date	5G Verification Source	Source Cal. Due Date	Averaging Type	Input Power System Cart (dBm)	Input Power Source Cal. (dBm)	Meas. 4 cm^2 psPDn+ (W/m^2)	Normalized to 20 dBm (W/m^2)	Target 4 cm^2 psPDn+ (W/m^2)	Deviation (dB)	Meas. 4 cm^2 psPDtot+ (W/m^2)	Normalized to 20 dBm (W/m^2)	Target 4 cm^2 psPDtot+ (W/m^2)	Deviation (dB)	Meas. 4 cm^2 psPDmod+ (W/m^2)	Normalized to 20 dBm (W/m^2)	Target 4 cm^2 psPDmod+ (W/m^2)	Deviation (dB)
25	5/13/2025	5G Verification Source 10 GHz SN: 1015	9/6/2025	Square	19.0	20.0	44.1	55.5	56.4	-0.07	44.4	55.9	56.7	-0.06	44.7	56.3	56.9	-0.05
25	5/13/2025	5G Verification Source 10 GHz SN: 1015	9/6/2025	Square	19.0	20.0	43.8	55.1	56.4	-0.10	44.6	56.1	56.7	-0.04	44.9	56.5	56.9	-0.03
25	5/13/2025	5G Verification Source 10 GHz SN: 1015	9/6/2025	Square	19.0	20.0	44.2	55.6	56.4	-0.06	44.5	56.0	56.7	-0.05	44.7	56.3	56.9	-0.05
25	5/13/2025	5G Verification Source 10 GHz SN: 1015	9/6/2025	Square	19.0	20.0	42.0	52.9	56.4	-0.28	42.3	53.3	56.7	-0.27	42.6	53.6	56.9	-0.26
25	5/13/2025	5G Verification Source 10 GHz SN: 1015	9/6/2025	Square	19.0	20.0	41.3	52.0	56.4	-0.35	41.5	52.2	56.7	-0.36	41.7	52.5	56.9	-0.35
25	5/13/2025	5G Verification Source 10 GHz SN: 1015	9/6/2025	Square	19.0	20.0	43.1	54.3	56.4	-0.17	43.3	54.5	56.7	-0.17	43.6	54.9	56.9	-0.16
25	5/14/2025	5G Verification Source 10 GHz SN: 1015	9/6/2025	Square	19.0	20.0	48.4	60.9	56.4	0.34	49.9	62.8	56.7	0.45	50.3	63.3	56.9	0.46
25	5/15/2025	5G Verification Source 10 GHz SN: 1015	9/6/2025	Square	19.0	20.0	46.6	58.7	56.4	0.17	47.4	59.7	56.7	0.22	47.8	60.2	56.9	0.24
25	5/16/2025	5G Verification Source 10 GHz SN: 1015	9/6/2025	Square	19.0	20.0	46.9	59.0	56.4	0.20	47.6	59.9	56.7	0.24	47.9	60.3	56.9	0.25
25	5/17/2025	5G Verification Source 10 GHz SN: 1015	9/6/2025	Square	19.0	20.0	45.7	57.5	56.4	0.09	47.7	60.1	56.7	0.25	47.9	60.3	56.9	0.25
						Average	44.6	**56.2**	56.4	-0.02	45.3	**57.1**	56.7	0.03	45.6	**57.4**	56.9	0.04

This report shall not be reproduced without the written approval of UL Verification Services Inc.

System Check

SAR Lab	Date	5G Verification Source	Source Cal. Due Date	Averaging Type	Input Power (dBm)	Prad (mW)	Ohmic & Mismatch Loss (dB)	Meas. 4 cm² psPDn+ (W/m²)	Normalized to 20 dBm (W/m)	Target 4 cm² psPDn+ (W/m²)	Deviation (dB)	Meas. 4 cm² psPDtot+ (W/m²)	Normalized to 20 dBm (W/m)	Target 4 cm² psPDtot+ (W/m²)	Deviation (dB)	Plot
SAR Lab 22	5/24/2025	5G Verification Source 10 GHz SN: 1015	9/6/2025	Square	20.00	93.30	0.30	56.2	56.2	55.8	0.03	56.4	56.4	56.4	0.00	
SAR Lab 22	5/28/2025	5G Verification Source 10 GHz SN: 1015	9/6/2025	Square	20.00	93.30	0.30	57.9	57.9	55.8	0.16	58.1	58.1	56.4	0.13	
SAR Lab 22	6/1/2025	5G Verification Source 10 GHz SN: 1015	9/6/2025	Square	20.00	93.30	0.30	53.9	53.9	55.8	-0.15	54.1	54.1	56.4	-0.18	
SAR Lab 22	6/5/2025	5G Verification Source 10 GHz SN: 1015	9/6/2025	Square	20.00	93.30	0.30	56.2	56.2	55.8	0.03	56.4	56.4	56.4	0.00	
SAR Lab 22	6/10/2025	5G Verification Source 10 GHz SN: 1015	9/6/2025	Square	20.00	93.30	0.30	56.2	56.2	55.8	0.03	56.4	56.4	56.4	0.00	
SAR Lab 22	6/14/2025	5G Verification Source 10 GHz SN: 1015	9/6/2025	Square	19.00	93.30	0.30	47.5	59.8	55.8	0.30	47.9	60.3	56.4	0.29	
SAR Lab 22	6/18/2025	5G Verification Source 10 GHz SN: 1015	9/6/2025	Square	19.00	93.30	0.30	42.3	53.3	55.8	-0.20	42.8	53.9	56.4	-0.20	
SAR Lab 22	6/21/2025	5G Verification Source 10 GHz SN: 1015	9/6/2025	Square	20.00	93.30	0.30	62.2	62.2	55.8	0.47	63.4	63.4	56.4	0.51	
SAR Lab 22	6/26/2025	5G Verification Source 10 GHz SN: 1015	9/6/2025	Square	19.00	93.30	0.30	45.3	57.0	55.8	0.09	45.8	57.7	56.4	0.10	
SAR Lab 22	6/30/2025	5G Verification Source 10 GHz SN: 1015	9/6/2025	Square	19.00	93.30	0.30	40.8	51.4	55.8	-0.36	41.0	51.6	56.4	-0.38	
SAR Lab 22	7/4/2025	5G Verification Source 10 GHz SN: 1015	9/6/2025	Square	19.00	93.30	0.30	39.2	49.3	55.8	-0.53	39.3	49.5	56.4	**-0.57**	117
SAR Lab	**Date**	**5G Verification Source**	**Source Cal. Due Date**	**Averaging Type**	**Input Power (dBm)**	**Prad (mW)**	**Ohmic & Mismatch Loss (dB)**	**Meas. 4 cm² psPDn+ (W/m²)**	**Normalized to 20 dBm (W/m)**	**Target 4 cm² psPDn+ (W/m²)**	**Deviation (dB)**	**Meas. 4 cm² psPDtot+ (W/m²)**	**Normalized to 20 dBm (W/m)**	**Target 4 cm² psPDtot+ (W/m²)**	**Deviation (dB)**	**Plot**
SAR Lab 23	5/24/2025	5G Verification Source 10 GHz SN: 1015	9/6/2025	Square	20.00	93.30	0.30	52.4	52.4	56.8	-0.35	53.4	53.4	57.4	-0.31	
SAR Lab 23	5/28/2025	5G Verification Source 10 GHz SN: 1015	9/6/2025	Square	20.00	93.30	0.30	52.9	52.9	56.8	-0.31	53.9	53.9	57.4	-0.27	
SAR Lab 23	6/1/2025	5G Verification Source 10 GHz SN: 1015	9/6/2025	Square	20.00	93.30	0.30	53.4	53.4	56.8	-0.27	53.6	53.6	57.4	-0.30	
SAR Lab 23	6/5/2025	5G Verification Source 10 GHz SN: 1015	9/6/2025	Square	20.00	93.30	0.30	53.7	53.7	56.8	-0.24	54.8	54.8	57.4	-0.20	
SAR Lab 23	6/10/2025	5G Verification Source 10 GHz SN: 1015	9/6/2025	Square	20.00	93.30	0.30	56.5	56.5	56.8	-0.02	56.7	56.7	57.4	-0.05	
SAR Lab 23	6/14/2025	5G Verification Source 10 GHz SN: 1015	9/6/2025	Square	19.00	93.30	0.30	47.8	60.2	56.8	0.25	48.0	60.4	57.4	0.22	
SAR Lab 23	6/18/2025	5G Verification Source 10 GHz SN: 1015	9/6/2025	Square	19.00	93.30	0.30	46.8	58.9	56.8	0.16	47.3	59.5	57.4	0.16	
SAR Lab 23	6/22/2025	5G Verification Source 10 GHz SN: 1015	9/6/2025	Square	20.00	93.30	0.30	61.6	61.6	56.8	0.35	61.9	61.9	57.4	0.33	
SAR Lab 23	6/26/2025	5G Verification Source 10 GHz SN: 1015	9/6/2025	Square	19.00	93.30	0.30	39.7	50.0	56.8	-0.56	41.6	52.4	57.4	**-0.40**	118
SAR Lab 23	6/30/2025	5G Verification Source 10 GHz SN: 1015	9/6/2025	Square	19.00	93.30	0.30	48.2	60.7	56.8	0.29	48.6	61.2	57.4	0.28	
SAR Lab 23	7/7/2025	5G Verification Source 10 GHz SN: 1015	9/6/2025	Square	19.00	93.30	0.30	47.8	60.2	56.8	0.25	48.5	61.1	57.4	0.27	
SAR Lab	**Date**	**5G Verification Source**	**Source Cal. Due Date**	**Averaging Type**	**Input Power (dBm)**	**Prad (mW)**	**Ohmic & Mismatch Loss (dB)**	**Meas. 4 cm² psPDn+ (W/m²)**	**Normalized to 20 dBm (W/m)**	**Target 4 cm² psPDn+ (W/m²)**	**Deviation (dB)**	**Meas. 4 cm² psPDtot+ (W/m²)**	**Normalized to 20 dBm (W/m)**	**Target 4 cm² psPDtot+ (W/m²)**	**Deviation (dB)**	**Plot**
SAR Lab 25	5/29/2025	5G Verification Source 10 GHz SN: 1015	9/6/2025	Square	17.00	93.30	0.30	29.9	59.7	56.2	0.26	30.4	60.7	57.1	0.26	
SAR Lab 25	6/1/2025	5G Verification Source 10 GHz SN: 1015	9/6/2025	Square	20.00	93.30	0.30	54.8	54.8	56.2	-0.11	55.1	55.1	57.1	-0.15	
SAR Lab 25	6/5/2025	5G Verification Source 10 GHz SN: 1015	9/6/2025	Square	20.00	93.30	0.30	61.4	61.4	56.2	0.38	61.7	61.7	57.1	0.34	
SAR Lab 25	6/10/2025	5G Verification Source 10 GHz SN: 1015	9/6/2025	Square	20.00	93.30	0.30	57.8	57.8	56.2	0.12	58.3	58.3	57.1	0.09	
SAR Lab 25	6/17/2025	5G Verification Source 10 GHz SN: 1015	9/6/2025	Square	19.00	93.30	0.30	48.7	61.3	56.2	0.38	49.3	62.1	57.1	0.36	
SAR Lab 25	6/22/2025	5G Verification Source 10 GHz SN: 1015	9/6/2025	Square	20.00	93.30	0.30	63.6	63.6	56.2	0.54	64.7	64.7	57.1	**0.54**	119
SAR Lab 25	7/1/2025	5G Verification Source 10 GHz SN: 1015	9/6/2025	Square	19.00	93.30	0.30	45.3	57.0	56.2	0.06	45.5	57.3	57.1	0.01	
SAR Lab 25	7/4/2025	5G Verification Source 10 GHz SN: 1015	9/6/2025	Square	19.00	93.30	0.30	40.8	51.4	56.2	-0.39	41.0	51.6	57.1	-0.44	

This report shall not be reproduced without the written approval of UL Verification Services Inc.

9. Conducted Output Power Measurements

The test samples provided in this project are representative of the units that will be sold.

The device supports two power modes for both Mode A and Mode B. Mode A power is used when the device is used against the user's head. Mode B power is used when the device is used in a Body-worn/Hotspot/Extremity configuration by the user. Power was measured in accordance with the device's two power modes for standalone for each antenna. Power was not measured for simultaneous. However, measured power from standalone will be used for simultaneous in the calculation of reported SAR for simultaneous in §10.

Cellular static SAR assessment will be performed according to published FCC guidance at the cellular standalone power level. Conducted power measurements and SAR measurements will not be performed at the Power State 1 (PS1) power level. Reported SAR from the cellular PS1 assessment will be scaled down to the declared cellular Power State 2 (PS2) maximum output power. Algebraic simultaneous evaluation will be performed using the cellular simultaneous scaled results. Scaling will never be more than 2dBm.

Unlicensed static SAR assessment will be performed according to published FCC guidance at the unlicensed Power State 1 (PS1) and 3 (PS3) power levels. Conducted power measurements and SAR measurements will not be performed at the remaining Power State (PS) 2/4/5/6 power levels. Reported SAR from the unlicensed power state 1 (PS1) and 3 (PS3) assessment will be scaled down to the declared unlicensed maximum output power of power state (PS) 2 and 4/5/6, respectively. Scaling will never be more than 2dBm.

The selection between antennas in the application is based on RSSI based antenna selection. Refer to Sec. 7 and Sec. 10 for details of the testing. Test reductions have applied accordingly following the SAR KDB Procedure for the supported wireless technologies of the DUT. This is noted in detail for each technology in their respective Sections.

The Maximum Output Power already includes component uncertainty. Per KDB 447498 sec.4.1.(d), the maximum rated output power is within the tune-up tolerance range specified for the product, but not more than 2 dB lower than the maximum tune-up tolerance limit.

Additionally, two different powers are being displayed in this section:

- Target Output Power/$P_{Limit, nom}$ = Power not including uncertainty
- Maximum Output Power/Max Power/P_{Limit} = Target Output Power + uncertainty.

This report shall not be reproduced without the written approval of UL Verification Services Inc.

9.1. GSM

Per KDB 941225 D01 3G SAR Procedures:
SAR test reduction for GPRS and EDGE modes is determined by the source-based time-averaged output power specified for production units, including tune-up tolerance. The data mode with highest specified time-averaged output power should be tested for SAR compliance in the applicable exposure conditions. For modes with the same specified maximum output power and tolerance, the higher number time-slot configuration should be tested.

When different maximum output power applies to GSM voice or GPRS/EDGE time slots, GSM voice and GPRS/EDGE time slots should be tested separately to determine compliance by summing the corresponding reported SAR.

The GMSK EDGE configurations are grouped with GPRS and considered with respect to time-averaged maximum output power to determine compliance

Per October 2013 TCB Workshop:
When the maximum frame-averaged powers levels are within 0.25 dB of each other, test the configuration with the greatest number of time slots.

Maximum Output Power for GSM

SAR is not required for EDGE (8PSK) mode because the maximum output power is ≤ 1/4dB higher than GPRS/EDGE (GMSK) or the adjusted SAR of the highest reported SAR of GPRS/EDGE (GMSK) is ≤ 1.2W/kg.

PS1

RF Air interface	Mode	Maximum Output Power (dBm)							
		ANT1		ANT2		ANT3		ANT4	
		Mode A	Mode B	Mode A	Mode B	Mode A	Mode B	Mode A	Mode B
GSM850	Voice/GPRS (1 slot)			33.5	33.5	33.5	33.5		
	GPRS 2 slots			32.2	32.2	32.5	32.2		
	EGPRS 1 slot			28.0	28.0	28.0	28.0		
	EGPRS 2 slots			27.0	27.0	27.0	27.0		
GSM1900	Voice/GPRS (1 slot)	30.5	30.5	31.5	32.0	32.0	32.0	29.7	30.5
	GPRS 2 slots	29.5	28.8	28.5	30.7	31.0	29.7	26.7	29.1
	EGPRS 1 slot	25.5	25.5	27.0	27.0	27.0	27.0	25.5	25.5
	EGPRS 2 slots	24.5	24.5	26.0	26.0	26.0	26.0	24.5	24.5

PS2

RF Air interface	Mode	Maximum Output Power (dBm)							
		ANT1		ANT2		ANT3		ANT4	
		Mode A	Mode B	Mode A	Mode B	Mode A	Mode B	Mode A	Mode B
GSM850	Voice/GPRS (1 slot)			33.5	33.5	33.5	33.5		
	GPRS 2 slots			31.4	31.4	32.5	31.4		
	EGPRS 1 slot			28.0	28.0	28.0	28.0		
	EGPRS 2 slots			27.0	27.0	27.0	27.0		
GSM1900	Voice/GPRS (1 slot)	30.5	30.5	30.7	32.0	32.0	32.0	28.9	30.5
	GPRS 2 slots	29.5	28.0	27.7	29.9	31.0	28.9	25.9	28.3
	EGPRS 1 slot	25.5	25.5	27.0	27.0	27.0	27.0	25.5	25.5
	EGPRS 2 slots	24.5	24.5	26.0	26.0	26.0	26.0	24.5	24.5

Notes:
The values listed for PS2 with a different color compared to PS1 are the transmission modes that have up to a 0.8 dBm decrease in power.

This report shall not be reproduced without the written approval of UL Verification Services Inc.

GSM850 Measured Results (ANT2)

Mode	Coding Scheme	Time Slots	Ch No.	Freq. (MHz)	Mode A Power (dBm)				Mode B Power (dBm)			
					Measured		Tune-up Limit		Measured		Tune-up Limit	
					Burst Pwr	Frame Pwr	Burst Pwr	Frame Pwr	Burst Pwr	Frame Pwr	Burst Pwr	Frame Pwr
GPRS/EDGE (GMSK)	CS1	1	128	824.2	32.7	23.7	33.5	24.5	32.7	23.7	33.5	24.5
			190	836.6	32.9	23.9			32.9	23.9		
			251	848.8	32.9	23.9			32.9	23.9		
		2	128	824.2	31.2	25.2	32.2	**26.2**	32.0	26.0	32.2	**26.2**
			190	836.6	31.3	25.3			32.1	26.1		
			251	848.8	31.2	25.2			32.0	26.0		
EDGE (8PSK)	MCS5	1	128	824.2	27.6	18.6	28.0	19.0	27.6	18.6	28.0	19.0
			190	836.6	27.6	18.6			27.6	18.6		
			251	848.8	27.6	18.6			27.6	18.6		
		2	128	824.2	26.7	20.7	27.0	21.0	26.7	20.7	27.0	21.0
			190	836.6	26.6	20.6			26.6	20.6		
			251	848.8	26.6	20.6			26.6	20.6		

Notes:

Based on the Maximum Output Power, GPRS/EDGE (GMSK) mode with 2 time slots for Mode A and Mode B have maximum frame-averaged power.

GSM850 Measured Results (ANT3)

Mode	Coding Scheme	Time Slots	Ch No.	Freq. (MHz)	Mode A Power (dBm)				Mode B Power (dBm)			
					Measured		Tune-up Limit		Measured		Tune-up Limit	
					Burst Pwr	Frame Pwr	Burst Pwr	Frame Pwr	Burst Pwr	Frame Pwr	Burst Pwr	Frame Pwr
GPRS/EDGE (GMSK)	CS1	1	128	824.2	32.8	23.8	33.5	24.5	32.8	23.8	33.5	24.5
			190	836.6	32.8	23.8			32.8	23.8		
			251	848.8	32.7	23.7			32.7	23.7		
		2	128	824.2	30.8	24.8	32.5	**26.5**	30.8	24.8	32.2	**26.2**
			190	836.6	30.7	24.7			30.7	24.7		
			251	848.8	30.7	24.7			30.7	24.7		
EDGE (8PSK)	MCS5	1	128	824.2	27.3	18.3	28.0	19.0	27.3	18.3	28.0	19.0
			190	836.6	27.4	18.4			27.4	18.4		
			251	848.8	27.4	18.4			27.4	18.4		
		2	128	824.2	26.4	20.4	27.0	21.0	26.4	20.4	27.0	21.0
			190	836.6	26.4	20.4			26.4	20.4		
			251	848.8	26.4	20.4			26.4	20.4		

Notes:

Based on the Maximum Output Power, GPRS/EDGE (GMSK) mode with 2 time slots for Mode A and Mode B have maximum frame-averaged power.

GSM1900 Measured Results (ANT1)

Mode	Coding Scheme	Time Slots	Ch No.	Freq. (MHz)	Mode A Power (dBm)				Mode B Power (dBm)			
					Measured		Tune-up Limit		Measured		Tune-up Limit	
					Burst Pwr	Frame Pwr	Burst Pwr	Frame Pwr	Burst Pwr	Frame Pwr	Burst Pwr	Frame Pwr
GPRS/EDGE (GMSK)	CS1	1	512	1850.2	29.4	20.4	30.5	21.5	29.4	20.4	30.5	21.5
			661	1880.0	29.4	20.4			29.4	20.4		
			810	1909.8	29.3	20.3			29.3	20.3		
		2	512	1850.2	28.7	22.7	29.5	**23.5**	27.9	21.9	28.8	**22.8**
			661	1880.0	28.6	22.6			27.8	21.8		
			810	1909.8	28.5	22.5			27.7	21.7		
EDGE (8PSK)	MCS5	1	512	1850.2	24.7	15.7	25.5	16.5	24.7	15.7	25.5	16.5
			661	1880.0	24.6	15.6			24.6	15.6		
			810	1909.8	24.5	15.5			24.5	15.5		
		2	512	1850.2	23.7	17.7	24.5	18.5	23.7	17.7	24.5	18.5
			661	1880.0	23.6	17.6			23.6	17.6		
			810	1909.8	23.5	17.5			23.5	17.5		

Notes:

Based on the Maximum Output Power, GPRS/EDGE (GMSK) mode with 2 time slots for Mode A and Mode B have maximum frame-averaged power.

This report shall not be reproduced without the written approval of UL Verification Services Inc.

GSM1900 Measured Results (ANT2)

Mode	Coding Scheme	Time Slots	Ch No.	Freq. (MHz)	Mode A Power (dBm)				Mode B Power (dBm)			
					Measured		Tune-up Limit		Measured		Tune-up Limit	
					Burst Pwr	Frame Pwr	Burst Pwr	Frame Pwr	Burst Pwr	Frame Pwr	Burst Pwr	Frame Pwr
GPRS/EDGE (GMSK)	CS1	1	512	1850.2	31.1	22.1	31.5	22.5	31.1	22.1	32.0	23.0
			661	1880.0	31.0	22.0			31.0	22.0		
			810	1909.8	30.9	21.9			30.9	21.9		
		2	512	1850.2	28.3	24.0	28.5	**22.5**	29.5	23.5	30.7	**24.7**
			661	1880.0	28.3	24.0			29.6	23.6		
			810	1909.8	28.1	23.8			29.5	23.5		
EDGE (8PSK)	MCS5	1	512	1850.2	25.5	16.5	27.0	18.0	25.5	16.5	27.0	18.0
			661	1880.0	25.4	16.4			25.4	16.4		
			810	1909.8	25.3	16.3			25.3	16.3		
		2	512	1850.2	24.5	18.5	26.0	20.0	24.5	18.5	26.0	20.0
			661	1880.0	24.5	18.5			24.5	18.5		
			810	1909.8	24.3	18.3			24.3	18.3		

Notes:

Based on the Maximum Output Power, GPRS/EDGE (GMSK) mode with 2 time slots for Mode A and Mode B have maximum frame-averaged power.

GSM1900 Measured Results (ANT3)

Mode	Coding Scheme	Time Slots	Ch No.	Freq. (MHz)	Mode A Power (dBm)				Mode B Power (dBm)			
					Measured		Tune-up Limit		Measured		Tune-up Limit	
					Burst Pwr	Frame Pwr	Burst Pwr	Frame Pwr	Burst Pwr	Frame Pwr	Burst Pwr	Frame Pwr
GPRS/EDGE (GMSK)	CS1	1	512	1850.2	31.2	22.2	32.0	23.0	31.2	22.2	32.0	23.0
			661	1880.0	31.2	22.2			31.2	22.2		
			810	1909.8	30.9	21.9			30.9	21.9		
		2	512	1850.2	30.1	24.1	31.0	**25.0**	29.4	25.1	29.7	**23.7**
			661	1880.0	30.1	24.1			29.2	24.9		
			810	1909.8	29.9	23.9			29.2	24.9		
EDGE (8PSK)	MCS5	1	512	1850.2	26.1	17.1	27.0	18.0	26.1	17.1	27.0	18.0
			661	1880.0	26.0	17.0			26.0	17.0		
			810	1909.8	25.9	16.9			25.9	16.9		
		2	512	1850.2	25.1	19.1	26.0	20.0	25.1	19.1	26.0	20.0
			661	1880.0	25.0	19.0			25.0	19.0		
			810	1909.8	24.9	18.9			24.9	18.9		

Notes:

Based on the Maximum Output Power, GPRS/EDGE (GMSK) mode with 2 time slots for Mode A and Mode B have maximum frame-averaged power.

GSM1900 Measured Results (ANT4)

Mode	Coding Scheme	Time Slots	Ch No.	Freq. (MHz)	Mode A Power (dBm)				Mode B Power (dBm)			
					Measured		Tune-up Limit		Measured		Tune-up Limit	
					Burst Pwr	Frame Pwr	Burst Pwr	Frame Pwr	Burst Pwr	Frame Pwr	Burst Pwr	Frame Pwr
GPRS/EDGE (GMSK)	CS1	1	512	1850.2	29.6	20.6	29.7	20.7	29.6	20.6	30.5	21.5
			661	1880.0	29.7	20.7			29.7	20.7		
			810	1909.8	29.7	20.7			29.7	20.7		
		2	512	1850.2	26.4	20.4	26.7	**20.7**	27.1	21.1	29.1	**23.1**
			661	1880.0	26.4	20.4			27.1	21.1		
			810	1909.8	26.3	20.3			27.1	21.1		
EDGE (8PSK)	MCS5	1	512	1850.2	24.5	15.5	25.5	16.5	24.5	15.5	25.5	16.5
			661	1880.0	24.6	15.6			24.6	15.6		
			810	1909.8	24.4	15.4			24.4	15.4		
		2	512	1850.2	23.4	17.4	24.5	18.5	23.4	17.4	24.5	18.5
			661	1880.0	23.5	17.5			23.5	17.5		
			810	1909.8	23.5	17.5			23.5	17.5		

Notes:

Based on the Maximum Output Power, GPRS/EDGE (GMSK) mode with 2 time slots for Mode A and Mode B have maximum frame-averaged power.

This report shall not be reproduced without the written approval of UL Verification Services Inc.

9.2. W-CDMA

Per KDB 941225 D01 3G SAR Procedures for W-CDMA:

Maximum output power is verified on the high, middle and low channels and using the appropriate 12.2 kbps RMC with TPC (transmit power control) set to all "1's"

Release 99 Setup Procedures used to establish the test signals

The following tests were completed according to the test requirements outlined in section 5.2 of the 3GPP TS34.121-1. A summary of these settings is illustrated below:

Mode	Subtest	Rel99
WCDMA General Settings	Loopback Mode	Test Mode 2
	Rel99 RMC	12.2kbps RMC
	Power Control Algorithm	Algorithm2
	βc/βd	8/15

Maximum Output Power for W-CDMA

SAR measurement is not required for the HSDPA, HSUPA, and HSPA+. When primary mode and the adjusted SAR is ≤ 1.2 W/kg and secondary mode is ≤ ¼ dB higher than the primary mode

PS1

RF Air interface	Mode	Maximum Output Power (dBm)							
		ANT1		ANT2		ANT3		ANT4	
		Mode A	Mode B	Mode A	Mode B	Mode A	Mode B	Mode A	Mode B
W-CDMA Band 2	R99	25.2	22.2	21.4	23.4	25.7	23.3	20.4	22.0
	HSDPA	25.2	22.2	21.4	23.4	25.7	23.3	20.4	22.0
	HSUPA	25.2	22.2	21.4	23.4	25.7	23.3	20.4	22.0
	HSPA+	25.2	22.2	21.4	23.4	25.7	23.3	20.4	22.0
W-CDMA Band 4	R99	25.7	21.8	21.9	24.4	25.7	23.9	20.2	22.0
	HSDPA	25.7	21.8	21.9	24.4	25.7	23.9	20.2	22.0
	HSUPA	25.7	21.8	21.9	24.4	25.7	23.9	20.2	22.0
	HSPA+	25.7	21.8	21.9	24.4	25.7	23.9	20.2	22.0
W-CDMA Band 5	R99			25.7	25.7	25.7	25.7		
	HSDPA			25.7	25.7	25.7	25.7		
	HSUPA			25.7	25.7	25.7	25.7		
	HSPA+			25.7	25.7	25.7	25.7		

PS2

RF Air interface	Mode	Maximum Output Power (dBm)							
		ANT1		ANT2		ANT3		ANT4	
		Mode A	Mode B	Mode A	Mode B	Mode A	Mode B	Mode A	Mode B
W-CDMA Band 2	R99	25.2	21.4	20.6	22.6	25.7	22.5	19.6	21.2
	HSDPA	25.2	21.4	20.6	22.6	25.7	22.5	19.6	21.2
	HSUPA	25.2	21.4	20.6	22.6	25.7	22.5	19.6	21.2
	HSPA+	25.2	21.4	20.6	22.6	25.7	22.5	19.6	21.2
W-CDMA Band 4	R99	25.7	21.0	21.1	23.6	25.7	23.1	19.4	21.2
	HSDPA	25.7	21.0	21.1	23.6	25.7	23.1	19.4	21.2
	HSUPA	25.7	21.0	21.1	23.6	25.7	23.1	19.4	21.2
	HSPA+	25.7	21.0	21.1	23.6	25.7	23.1	19.4	21.2
W-CDMA Band 5	R99			25.7	25.7	25.7	25.7		
	HSDPA			25.7	25.7	25.7	25.7		
	HSUPA			25.7	25.7	25.7	25.7		
	HSPA+			25.7	25.7	25.7	25.7		

Notes:

The values listed for PS2 with a different color compared to PS1 are the transmission modes that have up to a 0.8 dBm decrease in power.

This report shall not be reproduced without the written approval of UL Verification Services Inc.

W-CDMA Band 2 Measured Results (ANT1)

Mode		UL Ch No.	Freq. (MHz)	Mode A Power (dBm)			Mode B Power (dBm)		
				Measured Pwr	MPR	Tune-up Limit	Measured Pwr	MPR	Tune-up Limit
Release 99	Rel 99 (RMC, 12.2 kbps)	9262	1852.4	23.3	N/A	25.2	20.6	N/A	22.2
		9400	1880.0	23.3			20.7		
		9538	1907.6	23.3			20.6		
HSDPA	Subtest 1	9262	1852.4	23.3	0	25.2	20.6	0	22.2
		9400	1880.0	23.3			20.6		
		9538	1907.6	23.3			20.6		
	Subtest 2	9262	1852.4	23.3	0	25.2	20.6	0	22.2
		9400	1880.0	23.3			20.6		
		9538	1907.6	23.3			20.6		
	Subtest 3	9262	1852.4	23.0	0.5	24.7	20.3	0.5	21.7
		9400	1880.0	23.0			20.3		
		9538	1907.6	23.0			20.3		
	Subtest 4	9262	1852.4	23.0	0.5	24.7	20.3	0.5	21.7
		9400	1880.0	23.0			20.3		
		9538	1907.6	23.0			20.3		
HSUPA	Subtest 1	9262	1852.4	23.3	0	25.2	20.6	0	22.2
		9400	1880.0	23.3			20.6		
		9538	1907.6	23.3			20.6		
	Subtest 2	9262	1852.4	21.8	2	23.2	19.1	2	20.2
		9400	1880.0	21.8			19.1		
		9538	1907.6	21.8			19.1		
	Subtest 3	9262	1852.4	22.3	1	24.2	19.6	1	21.2
		9400	1880.0	22.3			19.6		
		9538	1907.6	22.3			19.6		
	Subtest 4	9262	1852.4	21.8	2	23.2	19.1	2	20.2
		9400	1880.0	21.8			19.1		
		9538	1907.6	21.8			19.1		
	Subtest 5	9262	1852.4	23.3	0	25.2	20.6	0	22.2
		9400	1880.0	23.3			20.6		
		9538	1907.6	23.3			20.6		
HSPA+	Subtest 1	9262	1852.4	21.5	2.5	22.7	19.0	2.5	19.7
		9400	1880.0	21.5			19.0		
		9538	1907.6	21.5			19.0		

This report shall not be reproduced without the written approval of UL Verification Services Inc.

W-CDMA Band 2 Measured Results (ANT2)

Mode		UL Ch No.	Freq. (MHz)	Mode A Power (dBm)			Mode B Power (dBm)		
				Measured Pwr	MPR	Tune-up Limit	Measured Pwr	MPR	Tune-up Limit
Release 99	Rel 99 (RMC, 12.2 kbps)	9262	1852.4	19.9	N/A	21.4	22.3	N/A	23.4
		9400	1880.0	20.0			22.3		
		9538	1907.6	19.9			22.4		
HSDPA	Subtest 1	9262	1852.4	20.2	0	21.4	22.1	0	23.4
		9400	1880.0	20.4			22.2		
		9538	1907.6	20.5			22.0		
	Subtest 2	9262	1852.4	20.1	0	21.4	22.1	0	23.4
		9400	1880.0	20.3			22.2		
		9538	1907.6	20.6			22.0		
	Subtest 3	9262	1852.4	19.9	0.5	20.9	22.1	0.5	22.9
		9400	1880.0	20.2			22.2		
		9538	1907.6	20.0			22.0		
	Subtest 4	9262	1852.4	19.2	0.5	20.9	22.1	0.5	22.9
		9400	1880.0	19.8			22.2		
		9538	1907.6	19.4			22.0		
HSUPA	Subtest 1	9262	1852.4	20.7	0	21.4	21.7	0	23.4
		9400	1880.0	20.8			21.9		
		9538	1907.6	20.7			21.8		
	Subtest 2	9262	1852.4	18.6	2	19.4	19.7	2	21.4
		9400	1880.0	18.8			19.8		
		9538	1907.6	18.7			19.8		
	Subtest 3	9262	1852.4	19.3	1	20.4	20.6	1	22.4
		9400	1880.0	19.6			20.6		
		9538	1907.6	19.6			20.4		
	Subtest 4	9262	1852.4	18.9	2	19.4	19.9	2	21.4
		9400	1880.0	17.8			20.0		
		9538	1907.6	18.9			19.8		
	Subtest 5	9262	1852.4	20.7	0	21.4	21.8	0	23.4
		9400	1880.0	20.9			21.9		
		9538	1907.6	20.7			21.6		
HSPA+	Subtest 1	9262	1852.4	17.6	2.5	18.9	19.5	2.5	20.9
		9400	1880.0	17.6			19.5		
		9538	1907.6	17.6			19.5		

This report shall not be reproduced without the written approval of UL Verification Services Inc.

W-CDMA Band 2 Measured Results (ANT3)

Mode		UL Ch No.	Freq. (MHz)	Mode A Power (dBm)			Mode B Power (dBm)		
				Measured Pwr	MPR	Tune-up Limit	Measured Pwr	MPR	Tune-up Limit
Release 99	Rel 99 (RMC, 12.2 kbps)	9262	1852.4	23.9	N/A	25.7	22.1	N/A	23.3
		9400	1880.0	23.9			22.0		
		9538	1907.6	23.9			22.1		
HSDPA	Subtest 1	9262	1852.4	24.1	0	25.7	22.0	0	23.3
		9400	1880.0	23.8			21.9		
		9538	1907.6	23.7			21.8		
	Subtest 2	9262	1852.4	24.1	0	25.7	21.6	0	23.3
		9400	1880.0	23.8			21.9		
		9538	1907.6	23.7			21.3		
	Subtest 3	9262	1852.4	24.1	0.5	25.2	21.3	0.5	22.8
		9400	1880.0	23.8			21.1		
		9538	1907.6	23.7			21.2		
	Subtest 4	9262	1852.4	24.1	0.5	25.2	21.3	0.5	22.8
		9400	1880.0	23.8			21.7		
		9538	1907.6	23.7			21.2		
HSUPA	Subtest 1	9262	1852.4	24.5	0	25.7	21.8	0	23.3
		9400	1880.0	24.2			21.7		
		9538	1907.6	24.3			21.6		
	Subtest 2	9262	1852.4	22.6	2	23.7	19.7	2	21.3
		9400	1880.0	22.7			19.6		
		9538	1907.6	22.7			19.6		
	Subtest 3	9262	1852.4	23.8	1	24.7	20.4	1	22.3
		9400	1880.0	23.8			20.3		
		9538	1907.6	23.7			20.3		
	Subtest 4	9262	1852.4	23.0	2	23.7	20.0	2	21.3
		9400	1880.0	22.7			20.0		
		9538	1907.6	22.9			20.0		
	Subtest 5	9262	1852.4	24.9	0	25.7	21.8	0	23.3
		9400	1880.0	24.8			21.7		
		9538	1907.6	24.7			21.6		
HSPA+	Subtest 1	9262	1852.4	21.5	2.5	23.2	19.4	2.5	20.8
		9400	1880.0	21.5			19.4		
		9538	1907.6	21.5			19.4		

This report shall not be reproduced without the written approval of UL Verification Services Inc.

W-CDMA Band 2 Measured Results (ANT4)

Mode		UL Ch No.	Freq. (MHz)	Mode A Power (dBm)			Mode B Power (dBm)		
				Measured Pwr	MPR	Tune-up Limit	Measured Pwr	MPR	Tune-up Limit
Release 99	Rel 99 (RMC, 12.2 kbps)	9262	1852.4	19.7	N/A	20.4	20.0	N/A	22.0
		9400	1880.0	19.7			20.1		
		9538	1907.6	19.7			20.0		
HSDPA	Subtest 1	9262	1852.4	19.4	0	20.4	20.0	0	22.0
		9400	1880.0	19.5			20.0		
		9538	1907.6	19.5			20.0		
	Subtest 2	9262	1852.4	19.0	0	20.4	20.0	0	22.0
		9400	1880.0	19.1			20.0		
		9538	1907.6	19.0			20.0		
	Subtest 3	9262	1852.4	18.7	0.5	19.9	20.0	0.5	21.5
		9400	1880.0	18.8			20.0		
		9538	1907.6	18.7			20.0		
	Subtest 4	9262	1852.4	18.4	0.5	19.9	20.0	0.5	21.5
		9400	1880.0	18.5			20.0		
		9538	1907.6	18.4			20.0		
HSUPA	Subtest 1	9262	1852.4	19.1	0	20.4	20.2	0	22.0
		9400	1880.0	19.2			20.2		
		9538	1907.6	19.1			20.2		
	Subtest 2	9262	1852.4	17.1	2	18.4	18.1	2	20.0
		9400	1880.0	17.0			18.0		
		9538	1907.6	17.1			18.0		
	Subtest 3	9262	1852.4	17.9	1	19.4	19.1	1	21.0
		9400	1880.0	18.0			19.2		
		9538	1907.6	18.0			19.0		
	Subtest 4	9262	1852.4	17.2	2	18.4	19.4	2	20.0
		9400	1880.0	17.3			19.5		
		9538	1907.6	17.3			19.5		
	Subtest 5	9262	1852.4	19.4	0	20.4	20.2	0	22.0
		9400	1880.0	19.5			20.2		
		9538	1907.6	19.3			20.2		
HSPA+	Subtest 1	9262	1852.4	16.4	2.5	17.9	18.1	2.5	19.5
		9400	1880.0	16.4			18.1		
		9538	1907.6	16.4			18.1		

This report shall not be reproduced without the written approval of UL Verification Services Inc.

W-CDMA Band 4 Measured Results (ANT1)

Mode		UL Ch No.	Freq. (MHz)	Mode A Power (dBm)			Mode B Power (dBm)		
				Measured Pwr	MPR	Tune-up Limit	Measured Pwr	MPR	Tune-up Limit
Release 99	Rel 99 (RMC, 12.2 kbps)	1312	1712.4	24.4	N/A	25.7	21.3	N/A	21.8
		1413	1732.6	24.3			21.4		
		1513	1752.6	24.1			21.3		
HSDPA	Subtest 1	1312	1712.4	24.4	0	25.7	21.2	0	21.8
		1413	1732.6	24.3			21.3		
		1513	1752.6	24.1			21.3		
	Subtest 2	1312	1712.4	24.4	0	25.7	21.2	0	21.8
		1413	1732.6	24.3			21.3		
		1513	1752.6	24.1			21.3		
	Subtest 3	1312	1712.4	24.0	0.5	25.2	20.8	0.5	21.3
		1413	1732.6	23.9			20.9		
		1513	1752.6	23.7			20.9		
	Subtest 4	1312	1712.4	24.0	0.5	25.2	20.8	0.5	21.3
		1413	1732.6	23.9			20.9		
		1513	1752.6	23.7			20.9		
HSUPA	Subtest 1	1312	1712.4	24.4	0	25.7	21.2	0	21.8
		1413	1732.6	24.3			21.3		
		1513	1752.6	24.1			21.3		
	Subtest 2	1312	1712.4	22.7	2	23.7	19.5	2	19.8
		1413	1732.6	22.6			19.6		
		1513	1752.6	22.4			19.6		
	Subtest 3	1312	1712.4	23.6	1	24.7	20.4	1	20.8
		1413	1732.6	23.5			20.5		
		1513	1752.6	23.3			20.5		
	Subtest 4	1312	1712.4	22.7	2	23.7	19.5	2	19.8
		1413	1732.6	22.6			19.6		
		1513	1752.6	22.4			19.6		
	Subtest 5	1312	1712.4	24.4	0	25.7	21.2	0	21.8
		1413	1732.6	24.3			21.3		
		1513	1752.6	24.1			21.3		
HSPA+	Subtest 1	1312	1712.4	21.8	2.5	23.2	18.2	2.5	19.3
		1413	1732.6	21.8			18.2		
		1513	1752.6	21.8			18.2		

This report shall not be reproduced without the written approval of UL Verification Services Inc.

W-CDMA Band 4 Measured Results (ANT2)

Mode		UL Ch No.	Freq. (MHz)	Mode A Power (dBm)			Mode B Power (dBm)		
				Measured Pwr	MPR	Tune-up Limit	Measured Pwr	MPR	Tune-up Limit
Release 99	Rel 99 (RMC, 12.2 kbps)	1312	1712.4	20.5	N/A	21.9	23.0	N/A	24.4
		1413	1732.6	20.4			23.1		
		1513	1752.6	20.4			22.9		
HSDPA	Subtest 1	1312	1712.4	20.7	0	21.9	23.0	0	24.4
		1413	1732.6	20.7			23.0		
		1513	1752.6	20.5			22.9		
	Subtest 2	1312	1712.4	20.3	0	21.9	22.5	0	24.4
		1413	1732.6	20.3			22.7		
		1513	1752.6	19.9			22.5		
	Subtest 3	1312	1712.4	20.0	0.5	21.4	22.3	0.5	23.9
		1413	1732.6	20.0			22.4		
		1513	1752.6	19.9			22.3		
	Subtest 4	1312	1712.4	19.7	0.5	21.4	22.0	0.5	23.9
		1413	1732.6	19.8			22.0		
		1513	1752.6	19.7			22.0		
HSUPA	Subtest 1	1312	1712.4	20.3	0	21.9	23.1	0	24.4
		1413	1732.6	20.5			23.2		
		1513	1752.6	20.3			23.0		
	Subtest 2	1312	1712.4	18.2	2	19.9	21.1	2	22.4
		1413	1732.6	18.3			21.0		
		1513	1752.6	18.2			21.0		
	Subtest 3	1312	1712.4	18.9	1	20.9	22.0	1	23.4
		1413	1732.6	18.9			21.9		
		1513	1752.6	18.9			21.7		
	Subtest 4	1312	1712.4	18.6	2	19.9	21.3	2	22.4
		1413	1732.6	18.6			21.3		
		1513	1752.6	18.4			21.2		
	Subtest 5	1312	1712.4	20.4	0	21.9	23.0	0	24.4
		1413	1732.6	20.4			23.0		
		1513	1752.6	20.2			23.0		
HSPA+	Subtest 1	1312	1712.4	18.1	2.5	19.4	20.5	2.5	21.9
		1413	1732.6	18.1			20.5		
		1513	1752.6	18.1			20.5		

This report shall not be reproduced without the written approval of UL Verification Services Inc.

W-CDMA Band 4 Measured Results (ANT3)

Mode		UL Ch No.	Freq. (MHz)	Mode A Power (dBm)			Mode B Power (dBm)		
				Measured Pwr	MPR	Tune-up Limit	Measured Pwr	MPR	Tune-up Limit
Release 99	Rel 99 (RMC, 12.2 kbps)	1312	1712.4	24.1	N/A	25.7	22.0	N/A	23.9
		1413	1732.6	24.0			21.9		
		1513	1752.6	24.0			21.9		
HSDPA	Subtest 1	1312	1712.4	24.1	0	25.7	22.0	0	23.9
		1413	1732.6	24.0			21.9		
		1513	1752.6	24.0			21.9		
	Subtest 2	1312	1712.4	24.1	0	25.7	22.0	0	23.9
		1413	1732.6	24.0			21.9		
		1513	1752.6	24.0			21.9		
	Subtest 3	1312	1712.4	23.8	0.5	25.2	22.0	0.5	23.4
		1413	1732.6	23.8			21.9		
		1513	1752.6	23.8			21.9		
	Subtest 4	1312	1712.4	23.8	0.5	25.2	22.0	0.5	23.4
		1413	1732.6	23.8			21.9		
		1513	1752.6	23.8			21.9		
HSUPA	Subtest 1	1312	1712.4	24.1	0	25.7	22.3	0	23.9
		1413	1732.6	24.0			22.3		
		1513	1752.6	24.0			22.3		
	Subtest 2	1312	1712.4	22.1	2	23.7	20.1	2	21.9
		1413	1732.6	22.1			20.1		
		1513	1752.6	22.1			20.1		
	Subtest 3	1312	1712.4	23.5	1	24.7	20.9	1	22.9
		1413	1732.6	23.5			20.9		
		1513	1752.6	23.5			20.9		
	Subtest 4	1312	1712.4	22.1	2	23.7	20.1	2	21.9
		1413	1732.6	22.1			20.1		
		1513	1752.6	22.1			20.1		
	Subtest 5	1312	1712.4	24.1	0	25.7	22.3	0	23.9
		1413	1732.6	24.0			22.3		
		1513	1752.6	24.0			22.3		
HSPA+	Subtest 1	1312	1712.4	21.9	2.5	23.2	20.6	2.5	21.4
		1413	1732.6	21.9			20.6		
		1513	1752.6	21.9			20.6		

This report shall not be reproduced without the written approval of UL Verification Services Inc.

W-CDMA Band 4 Measured Results (ANT4)

Mode		UL Ch No.	Freq. (MHz)	Mode A Power (dBm)			Mode B Power (dBm)		
				Measured Pwr	MPR	Tune-up Limit	Measured Pwr	MPR	Tune-up Limit
Release 99	Rel 99 (RMC, 12.2 kbps)	1312	1712.4	18.3	N/A	20.2	20.1	N/A	22.0
		1413	1732.6	18.4			20.3		
		1513	1752.6	18.4			20.3		
HSDPA	Subtest 1	1312	1712.4	18.2	0	20.2	20.0	0	22.0
		1413	1732.6	18.4			20.1		
		1513	1752.6	18.4			20.1		
	Subtest 2	1312	1712.4	18.2	0	20.2	20.0	0	22.0
		1413	1732.6	18.4			20.1		
		1513	1752.6	18.4			20.1		
	Subtest 3	1312	1712.4	18.2	0.5	19.7	20.0	0.5	21.5
		1413	1732.6	18.4			20.1		
		1513	1752.6	18.4			20.1		
	Subtest 4	1312	1712.4	18.2	0.5	19.7	20.0	0.5	21.5
		1413	1732.6	18.4			20.1		
		1513	1752.6	18.4			20.1		
HSUPA	Subtest 1	1312	1712.4	18.5	0	20.2	20.5	0	22.0
		1413	1732.6	18.5			20.5		
		1513	1752.6	18.5			20.5		
	Subtest 2	1312	1712.4	17.6	2	18.2	18.8	2	20.0
		1413	1732.6	17.6			18.8		
		1513	1752.6	17.6			18.8		
	Subtest 3	1312	1712.4	18.0	1	19.2	19.4	1	21.0
		1413	1732.6	18.0			19.4		
		1513	1752.6	18.0			19.4		
	Subtest 4	1312	1712.4	17.6	2	18.2	18.8	2	20.0
		1413	1732.6	17.6			18.8		
		1513	1752.6	17.6			18.8		
	Subtest 5	1312	1712.4	18.5	0	20.2	20.5	0	22.0
		1413	1732.6	18.5			20.5		
		1513	1752.6	18.5			20.5		
HSPA+	Subtest 1	1312	1712.4	16.5	2.5	17.7	18.2	2.5	19.5
		1413	1732.6	16.5			18.2		
		1513	1752.6	16.5			18.2		

This report shall not be reproduced without the written approval of UL Verification Services Inc.

W-CDMA Band 5 Measured Results (ANT2)

Mode		UL Ch No.	Freq. (MHz)	Mode A Power (dBm)			Mode B Power (dBm)		
				Measured Pwr	MPR	Tune-up Limit	Measured Pwr	MPR	Tune-up Limit
Release 99	Rel 99 (RMC, 12.2 kbps)	4132	826.4	24.2	N/A	25.7	24.2	N/A	25.7
		4183	836.6	24.3			24.3		
		4233	846.6	24.3			24.3		
HSDPA	Subtest 1	4132	826.4	24.2	0	25.7	24.2	0	25.7
		4183	836.6	24.3			24.3		
		4233	846.6	24.3			24.3		
	Subtest 2	4132	826.4	24.2	0	25.7	24.2	0	25.7
		4183	836.6	24.3			24.3		
		4233	846.6	24.3			24.3		
	Subtest 3	4132	826.4	24.2	0.5	25.2	24.2	0.5	25.2
		4183	836.6	24.3			24.3		
		4233	846.6	24.3			24.3		
	Subtest 4	4132	826.4	24.2	0.5	25.2	24.2	0.5	25.2
		4183	836.6	24.3			24.3		
		4233	846.6	24.3			24.3		
HSUPA	Subtest 1	4132	826.4	24.2	0	25.7	24.2	0	25.7
		4183	836.6	24.3			24.3		
		4233	846.6	24.3			24.3		
	Subtest 2	4132	826.4	22.6	2	23.7	22.6	2	23.7
		4183	836.6	22.6			22.6		
		4233	846.6	22.6			22.6		
	Subtest 3	4132	826.4	23.2	1	24.7	23.2	1	24.7
		4183	836.6	23.2			23.2		
		4233	846.6	23.2			23.2		
	Subtest 4	4132	826.4	22.6	2	23.7	22.6	2	23.7
		4183	836.6	22.6			22.6		
		4233	846.6	22.6			22.6		
	Subtest 5	4132	826.4	24.2	0	25.7	24.2	0	25.7
		4183	836.6	24.3			24.3		
		4233	846.6	24.3			24.3		
HSPA+	Subtest 1	4132	826.4	21.9	2.5	23.2	21.9	2.5	23.2
		4183	836.6	21.9			21.9		
		4233	846.6	21.9			21.9		

This report shall not be reproduced without the written approval of UL Verification Services Inc.

W-CDMA Band 5 Measured Results (ANT3)

Mode		UL Ch No.	Freq. (MHz)	Mode A Power (dBm)			Mode B Power (dBm)		
				Measured Pwr	MPR	Tune-up Limit	Measured Pwr	MPR	Tune-up Limit
Release 99	Rel 99 (RMC, 12.2 kbps)	4132	826.4	24.5	N/A	25.7	24.5	N/A	25.7
		4183	836.6	24.5			24.5		
		4233	846.6	24.6			24.6		
HSDPA	Subtest 1	4132	826.4	24.6	0	25.7	23.9	0	23.9
		4183	836.6	24.8			23.9		
		4233	846.6	24.7			23.9		
	Subtest 2	4132	826.4	24.3	0	25.7	23.7	0	23.9
		4183	836.6	24.3			23.7		
		4233	846.6	24.4			23.8		
	Subtest 3	4132	826.4	24.0	0.5	25.2	23.4	0.5	23.4
		4183	836.6	24.1			23.4		
		4233	846.6	24.2			23.4		
	Subtest 4	4132	826.4	23.5	0.5	25.2	22.9	0.5	23.4
		4183	836.6	23.8			23.2		
		4233	846.6	23.9			23.3		
HSUPA	Subtest 1	4132	826.4	24.0	0	25.7	23.4	0	23.9
		4183	836.6	23.9			23.3		
		4233	846.6	24.0			23.4		
	Subtest 2	4132	826.4	22.3	2	23.7	21.7	2	21.9
		4183	836.6	22.2			21.6		
		4233	846.6	22.3			21.7		
	Subtest 3	4132	826.4	23.3	1	24.7	22.7	1	22.9
		4183	836.6	23.3			22.7		
		4233	846.6	23.5			22.9		
	Subtest 4	4132	826.4	22.6	2	23.7	21.9	2	21.9
		4183	836.6	22.7			21.9		
		4233	846.6	22.5			21.9		
	Subtest 5	4132	826.4	24.0	0	25.7	23.4	0	23.9
		4183	836.6	24.3			23.7		
		4233	846.6	24.4			23.8		
HSPA+	Subtest 1	4132	826.4	21.7	2.5	23.2	21.1	2.5	21.4
		4183	836.6	21.7			21.1		
		4233	846.6	21.7			21.1		

This report shall not be reproduced without the written approval of UL Verification Services Inc.

9.3. LTE

The following tests were conducted according to the test requirements outlined in section 6.2 of the 3GPP TS36.101 specification.

UE Power Class: 3 (23 +/- 2dBm). The allowed Maximum Power Reduction (MPR) for the maximum output power due to higher order modulation and transmit bandwidth configuration (resource blocks) is specified in Table 6.2.3-1 of the 3GPP TS36.101.

Table 6.2.3-1: Maximum Power Reduction (MPR) for Power Class 1, 2 and 3

Modulation	Channel bandwidth / Transmission bandwidth (N_{RB})						MPR (dB)
	1.4 MHz	3.0 MHz	5 MHz	10 MHz	15 MHz	20 MHz	
QPSK	> 5	> 4	> 8	> 12	> 16	> 18	≤ 1
16 QAM	≤ 5	≤ 4	≤ 8	≤ 12	≤ 16	≤ 18	≤ 1
16 QAM	> 5	> 4	> 8	> 12	> 16	> 18	≤ 2
64 QAM	≤ 5	≤ 4	≤ 8	≤ 12	≤ 16	≤ 18	≤ 2
64 QAM	> 5	> 4	> 8	> 12	> 16	> 18	≤ 3
256 QAM	≥ 1						≤ 5

The allowed A-MPR values specified below in Table 6.2.4.-1 of 3GPP TS36.101 are in addition to the allowed MPR requirements. All the measurements below were performed with A-MPR disabled, by using Network Signaling Value of “NS_01”.

Table 6.2.4-1: Additional Maximum Power Reduction (A-MPR)

Network Signalling value	Requirements (subclause)	E-UTRA Band	Channel bandwidth (MHz)	Resources Blocks (N_{RB})	A-MPR (dB)
NS_01	6.6.2.1.1	Table 5.5-1	1.4, 3, 5, 10, 15, 20	Table 5.6-1	N/A

Maximum Output Power for LTE

According to April 2015 TCB workshop, SAR test exclusion can be applied for testing overlapping LTE bands as follows:

a) The maximum output power for the smaller band must be ≤ the larger band to qualify for the SAR test exclusion.
b) The channel bandwidth and other operating parameters for the smaller band must be fully supported by the larger band.
   - LTE Band 2 (1850-1910 MHz) is covered by LTE Band 25 (1850-1915 MHz)
   - LTE Band 4 (1710-1755 MHz) is covered by LTE Band 66 (1710-1780 MHz)
   - LTE Band 17 (704-716 MHz) is covered by LTE Band 12 (699-716 MHz)

For some LTE Bands, the maximum bandwidth does not support at least three non-overlapping channels in certain channel bandwidths. When a device supports overlapping channel assignment in a channel bandwidth configuration, the middle channel of the group of overlapping channels should be selected for testing per KDB 941225 D05 SAR for LTE Devices.

SAR measurement is not required for the 16QAM, 64QAM, and 256QAM. When the highest maximum output power for 16QAM, 64QAM, and 256QAM is ≤ ½ dB higher than the QPSK or when the reported SAR for the QPSK configuration is ≤ 1.45 W/kg.

This report shall not be reproduced without the written approval of UL Verification Services Inc.

Please refer to section 6.3. for LTE detail test channels.

PS1

RF Air interface	Mode	Maximum Output Power (dBm)							
		ANT1		ANT2		ANT3		ANT4	
		Mode A	Mode B	Mode A	Mode B	Mode A	Mode B	Mode A	Mode B
LTE Band 2	QPSK	25.2	21.9	20.3	23.8	25.7	23.7	20.5	22.3
LTE Band 4	QPSK	25.7	22.7	21.5	24.9	25.7	22.8	19.9	22.2
LTE Band 5	QPSK	25.7	25.7	25.0	25.7	25.7	25.7		
LTE Band 7	QPSK	24.7	22.9	19.2	22.1	25.7	23.2	18.4	19.6
LTE Band 12	QPSK	25.7	25.7	25.7	25.7	25.7	25.7		
LTE Band 13	QPSK	25.7	25.7	25.1	25.7	25.7	25.7		
LTE Band 14	QPSK	25.7	25.7	25.7	25.7	25.7	25.7		
LTE Band 17	QPSK	25.7	25.7	25.7	25.7	25.7	25.7		
LTE Band 25	QPSK	25.2	21.9	20.3	23.8	25.7	23.7	20.5	22.3
LTE Band 26	QPSK	25.7	25.7	25.0	25.7	25.7	25.7		
LTE Band 30	QPSK	24.7	23.9	20.1	22.0	25.7	22.2	20.9	22.3
LTE Band 41 (PC3)	QPSK	25.7	25.4	21.8	23.4	25.7	24.3	20.7	21.5
LTE Band 41 (PC2)	QPSK	28.7	27.4	23.8	25.4	28.7	26.3	20.7	21.5
LTE Band 53	QPSK					20.7	20.7	20.7	20.7
LTE Band 66	QPSK	25.7	22.7	21.5	24.9	25.7	22.8	19.9	22.2
LTE Band 71	QPSK	25.7	25.7	25.7	25.7	25.7	25.7		
RF Air interface	Mode	Maximum Output Power (dBm)							
		ANT7		ANT8		ANT9		ANT4	
		Mode A	Mode B	Mode A	Mode B	Mode A	Mode B	Mode A	Mode B
LTE Band 48	QPSK	26.0	23.2	22.8	20.5	26.0	24.7	21.1	22.5

PS2

RF Air interface	Mode	Maximum Output Power (dBm)							
		ANT1		ANT2		ANT3		ANT4	
		Mode A	Mode B	Mode A	Mode B	Mode A	Mode B	Mode A	Mode B
LTE Band 2	QPSK	25.2	21.1	19.5	23.0	25.7	22.9	19.7	21.5
LTE Band 4	QPSK	25.7	21.9	20.7	24.1	25.7	22.0	19.1	21.4
LTE Band 5	QPSK	25.7	25.7	24.2	25.7	25.7	25.7		
LTE Band 7	QPSK	24.7	22.1	18.4	21.3	25.7	22.4	17.6	18.8
LTE Band 12	QPSK	25.7	25.7	25.2	25.7	25.7	25.7		
LTE Band 13	QPSK	25.7	25.7	24.3	25.7	25.7	25.7		
LTE Band 14	QPSK	25.7	25.7	24.9	25.7	25.7	25.7		
LTE Band 17	QPSK	25.7	25.7	25.7	25.7	25.7	25.7		
LTE Band 25	QPSK	25.2	21.1	19.5	23.0	25.7	22.9	19.7	21.5
LTE Band 26	QPSK	25.7	25.7	24.2	25.7	25.7	25.7		
LTE Band 30	QPSK	24.7	23.1	19.3	21.2	25.7	21.4	20.1	21.5
LTE Band 41 (PC3)	QPSK	25.7	24.6	21.0	22.6	25.7	23.5	19.9	20.7
LTE Band 41 (PC2)	QPSK	28.7	26.6	23.0	24.6	28.7	25.5	19.9	20.7
LTE Band 53	QPSK					20.7	20.7	20.7	20.7
LTE Band 66	QPSK	25.7	21.9	20.7	24.1	25.7	22.0	19.1	21.4
LTE Band 71	QPSK	25.7	25.7	25.7	25.7	25.7	25.7		
RF Air interface	Mode	Maximum Output Power (dBm)							
		ANT7		ANT8		ANT9		ANT4	
		Mode A	Mode B	Mode A	Mode B	Mode A	Mode B	Mode A	Mode B
LTE Band 48	QPSK	26.0	22.4	22.5	19.7	26.0	23.9	20.3	21.7

Notes:

The values listed for PS2 with a different color compared to PS1 are the transmission modes that have up to a 0.8 dBm decrease in power.

This report shall not be reproduced without the written approval of UL Verification Services Inc.

LTE Band 5 Measured Results (ANT1)

BW (MHz)	Mode	RB Allocation	RB Offset	Mode A Power (dBm)					Mode B Power (dBm)				
					20525		MPR	Tune-up Limit		20525		MPR	Tune-up Limit
					836.5 MHz					836.5 MHz			
10	QPSK	1	0		24.3		0	25.7		24.3		0	25.7
		1	25		24.4		0	25.7		24.4		0	25.7
		1	49		24.3		0	25.7		24.3		0	25.7
		25	0		24.3		1	24.7		24.3		1	24.7
		25	12		24.4		1	24.7		24.4		1	24.7
		25	25		24.3		1	24.7		24.3		1	24.7
		50	0		24.3		1	24.7		24.3		1	24.7
	16QAM	1	0		23.8		1	24.7		23.8		1	24.7
		1	25		23.7		1	24.7		23.7		1	24.7
		1	49		23.6		1	24.7		23.6		1	24.7
		25	0		23.3		2	23.7		23.3		2	23.7
		25	12		23.2		2	23.7		23.2		2	23.7
		25	25		23.2		2	23.7		23.2		2	23.7
		50	0		23.3		2	23.7		23.3		2	23.7
	64QAM	1	0		22.8		2	23.7		22.8		2	23.7
		1	25		22.6		2	23.7		22.6		2	23.7
		1	49		22.6		2	23.7		22.6		2	23.7
		25	0		22.3		3	22.7		22.3		3	22.7
		25	12		22.3		3	22.7		22.3		3	22.7
		25	25		22.3		3	22.7		22.3		3	22.7
		50	0		22.3		3	22.7		22.3		3	22.7
	256QAM	1	0		20.7		5	20.7		20.7		5	20.7
		1	25		20.7		5	20.7		20.7		5	20.7
		1	49		20.5		5	20.7		20.5		5	20.7
		25	0		20.7		5	20.7		20.7		5	20.7
		25	12		20.7		5	20.7		20.7		5	20.7
		25	25		20.7		5	20.7		20.7		5	20.7
		50	0		20.7		5	20.7		20.7		5	20.7

BW (MHz)	Mode	RB Allocation	RB offset	Mode A Power (dBm)					Mode B Power (dBm)				
				20425	20525	20625	MPR	Tune-up Limit	20425	20525	20625	MPR	Tune-up Limit
				826.5 MHz	836.5 MHz	846.5 MHz			826.5 MHz	836.5 MHz	846.5 MHz		
5	QPSK	1	0	24.0	24.0	24.1	0	25.7	24.0	24.0	24.1	0	25.7
		1	12	24.0	24.0	24.1	0	25.7	24.0	24.0	24.1	0	25.7
		1	24	24.0	24.0	24.1	0	25.7	24.0	24.0	24.1	0	25.7
		12	0	24.0	23.9	24.0	1	24.7	24.0	23.9	24.0	1	24.7
		12	7	24.0	24.0	24.0	1	24.7	24.0	24.0	24.0	1	24.7
		12	13	24.0	24.0	24.0	1	24.7	24.0	24.0	24.0	1	24.7
		25	0	24.0	24.0	24.0	1	24.7	24.0	24.0	24.0	1	24.7
	16QAM	1	0	24.3	24.3	24.1	1	24.7	24.3	24.3	24.1	1	24.7
		1	12	24.4	24.2	24.1	1	24.7	24.4	24.2	24.1	1	24.7
		1	24	24.4	24.2	24.1	1	24.7	24.4	24.2	24.1	1	24.7
		12	0	23.7	23.7	23.7	2	23.7	23.7	23.7	23.7	2	23.7
		12	7	23.7	23.7	23.7	2	23.7	23.7	23.7	23.7	2	23.7
		12	13	23.7	23.7	23.7	2	23.7	23.7	23.7	23.7	2	23.7
		25	0	23.7	23.7	23.7	2	23.7	23.7	23.7	23.7	2	23.7
	64QAM	1	0	21.7	21.8	21.9	2	23.7	21.7	21.8	21.9	2	23.7
		1	12	21.7	21.7	21.9	2	23.7	21.7	21.7	21.9	2	23.7
		1	24	21.8	21.7	21.9	2	23.7	21.8	21.7	21.9	2	23.7
		12	0	21.4	21.4	21.5	3	22.7	21.4	21.4	21.5	3	22.7
		12	7	21.5	21.4	21.5	3	22.7	21.5	21.4	21.5	3	22.7
		12	13	21.5	21.4	21.6	3	22.7	21.5	21.4	21.6	3	22.7
		25	0	21.5	21.4	21.5	3	22.7	21.5	21.4	21.5	3	22.7
	256QAM	1	0	20.7	20.6	20.6	5	20.7	20.7	20.6	20.6	5	20.7
		1	12	20.7	20.6	20.5	5	20.7	20.7	20.6	20.5	5	20.7
		1	24	20.7	20.5	20.6	5	20.7	20.7	20.5	20.6	5	20.7
		12	0	20.7	20.7	20.7	5	20.7	20.7	20.7	20.7	5	20.7
		12	7	20.7	20.7	20.7	5	20.7	20.7	20.7	20.7	5	20.7
		12	13	20.7	20.7	20.7	5	20.7	20.7	20.7	20.7	5	20.7
		25	0	20.7	20.7	20.7	5	20.7	20.7	20.7	20.7	5	20.7

This report shall not be reproduced without the written approval of UL Verification Services Inc.

LTE Band 5 Measured Results (ANT1) (continued)

BW (MHz)	Mode	RB Allocation	RB offset	Mode A Power (dBm)					Mode B Power (dBm)				
				20415	20525	20635	MPR	Tune-up Limit	20415	20525	20635	MPR	Tune-up Limit
				825.5 MHz	836.5 MHz	847.5 MHz			825.5 MHz	836.5 MHz	847.5 MHz		
3	QPSK	1	0	24.0	24.0	24.1	0	25.7	24.0	24.0	24.1	0	25.7
		1	8	24.2	24.1	24.3	0	25.7	24.2	24.1	24.3	0	25.7
		1	14	24.0	24.0	24.1	0	25.7	24.0	24.0	24.1	0	25.7
		8	0	24.0	24.0	24.2	1	24.7	24.0	24.0	24.2	1	24.7
		8	4	24.1	24.1	24.2	1	24.7	24.1	24.1	24.2	1	24.7
		8	7	24.1	24.1	24.2	1	24.7	24.1	24.1	24.2	1	24.7
		15	0	24.0	24.0	24.2	1	24.7	24.0	24.0	24.2	1	24.7
	16QAM	1	0	24.1	24.1	24.3	1	24.7	24.1	24.1	24.3	1	24.7
		1	8	24.3	24.3	24.4	1	24.7	24.3	24.3	24.4	1	24.7
		1	14	24.1	24.1	24.2	1	24.7	24.1	24.1	24.2	1	24.7
		8	0	23.7	23.7	23.7	2	23.7	23.7	23.7	23.7	2	23.7
		8	4	23.7	23.7	23.7	2	23.7	23.7	23.7	23.7	2	23.7
		8	7	23.7	23.7	23.7	2	23.7	23.7	23.7	23.7	2	23.7
		15	0	23.7	23.7	23.7	2	23.7	23.7	23.7	23.7	2	23.7
	64QAM	1	0	21.7	21.7	21.7	2	23.7	21.7	21.7	21.7	2	23.7
		1	8	21.7	21.7	21.8	2	23.7	21.7	21.7	21.8	2	23.7
		1	14	21.7	21.7	21.7	2	23.7	21.7	21.7	21.7	2	23.7
		8	0	21.3	21.4	21.6	3	22.7	21.3	21.4	21.6	3	22.7
		8	4	21.4	21.4	21.6	3	22.7	21.4	21.4	21.6	3	22.7
		8	7	21.4	21.4	21.6	3	22.7	21.4	21.4	21.6	3	22.7
		15	0	21.3	21.3	21.5	3	22.7	21.3	21.3	21.5	3	22.7
	256QAM	1	0	20.7	20.7	20.7	5	20.7	20.7	20.7	20.7	5	20.7
		1	8	20.7	20.7	20.7	5	20.7	20.7	20.7	20.7	5	20.7
		1	14	20.7	20.6	20.7	5	20.7	20.7	20.6	20.7	5	20.7
		8	0	20.7	20.7	20.7	5	20.7	20.7	20.7	20.7	5	20.7
		8	4	20.7	20.7	20.7	5	20.7	20.7	20.7	20.7	5	20.7
		8	7	20.7	20.7	20.7	5	20.7	20.7	20.7	20.7	5	20.7
		15	0	20.7	20.7	20.7	5	20.7	20.7	20.7	20.7	5	20.7

BW (MHz)	Mode	RB Allocation	RB offset	Mode A Power (dBm)					Mode B Power (dBm)				
				20407	20525	20643	MPR	Tune-up Limit	20407	20525	20643	MPR	Tune-up Limit
				824.7 MHz	836.5 MHz	848.3 MHz			824.7 MHz	836.5 MHz	848.3 MHz		
1.4	QPSK	1	0	24.3	24.3	24.3	0	25.7	24.3	24.3	24.3	0	25.7
		1	3	24.2	24.3	24.3	0	25.7	24.2	24.3	24.3	0	25.7
		1	5	24.2	24.3	24.3	0	25.7	24.2	24.3	24.3	0	25.7
		3	0	24.3	24.3	24.3	0	25.7	24.3	24.3	24.3	0	25.7
		3	1	24.3	24.3	24.3	0	25.7	24.3	24.3	24.3	0	25.7
		3	3	24.3	24.2	24.2	0	25.7	24.3	24.2	24.2	0	25.7
		6	0	24.3	24.3	24.3	1	24.7	24.3	24.3	24.3	1	24.7
	16QAM	1	0	24.5	24.4	24.4	1	24.7	24.5	24.4	24.4	1	24.7
		1	3	24.4	24.4	24.4	1	24.7	24.4	24.4	24.4	1	24.7
		1	5	24.4	24.3	24.3	1	24.7	24.4	24.3	24.3	1	24.7
		3	0	24.4	24.3	24.4	1	24.7	24.4	24.3	24.4	1	24.7
		3	1	24.4	24.4	24.4	1	24.7	24.4	24.4	24.4	1	24.7
		3	3	24.4	24.4	24.3	1	24.7	24.4	24.4	24.3	1	24.7
		6	0	23.7	23.7	23.7	2	23.7	23.7	23.7	23.7	2	23.7
	64QAM	1	0	21.7	21.7	21.7	2	23.7	21.7	21.7	21.7	2	23.7
		1	3	21.8	21.8	21.7	2	23.7	21.8	21.8	21.7	2	23.7
		1	5	21.7	21.7	21.7	2	23.7	21.7	21.7	21.7	2	23.7
		3	0	21.7	21.7	21.7	2	23.7	21.7	21.7	21.7	2	23.7
		3	1	21.7	21.7	21.7	2	23.7	21.7	21.7	21.7	2	23.7
		3	3	21.7	21.7	21.7	2	23.7	21.7	21.7	21.7	2	23.7
		6	0	21.3	21.4	21.5	3	22.7	21.3	21.4	21.5	3	22.7
	256QAM	1	0	20.7	20.7	20.7	5	20.7	20.7	20.7	20.7	5	20.7
		1	3	20.7	20.7	20.7	5	20.7	20.7	20.7	20.7	5	20.7
		1	5	20.7	20.7	20.7	5	20.7	20.7	20.7	20.7	5	20.7
		3	0	20.7	20.7	20.7	5	20.7	20.7	20.7	20.7	5	20.7
		3	1	20.7	20.7	20.7	5	20.7	20.7	20.7	20.7	5	20.7
		3	3	20.7	20.7	20.7	5	20.7	20.7	20.7	20.7	5	20.7
		6	0	20.7	20.7	20.7	5	20.7	20.7	20.7	20.7	5	20.7

This report shall not be reproduced without the written approval of UL Verification Services Inc.

LTE Band 5 Measured Results (ANT2)

BW (MHz)	Mode	RB Allocation	RB Offset	Mode A Power (dBm)					Mode B Power (dBm)				
					20525		MPR	Tune-up Limit		20525		MPR	Tune-up Limit
					836.5 MHz					836.5 MHz			
10	QPSK	1	0		24.5		0	25.0		24.5		0	25.7
		1	25		24.4		0	25.0		24.4		0	25.7
		1	49		24.3		0	25.0		24.3		0	25.7
		25	0		24.3		0.3	24.7		24.3		1	24.7
		25	12		24.3		0.3	24.7		24.3		1	24.7
		25	25		24.3		0.3	24.7		24.3		1	24.7
		50	0		23.4		0.3	24.7		23.4		1	24.7
	16QAM	1	0		23.5		0.3	24.7		23.5		1	24.7
		1	25		23.4		0.3	24.7		23.4		1	24.7
		1	49		23.6		0.3	24.7		23.6		1	24.7
		25	0		23.4		1.3	23.7		23.4		2	23.7
		25	12		23.3		1.3	23.7		23.3		2	23.7
		25	25		23.4		1.3	23.7		23.4		2	23.7
		50	0		23.4		1.3	23.7		23.4		2	23.7
	64QAM	1	0		22.5		1.3	23.7		22.5		2	23.7
		1	25		22.5		1.3	23.7		22.5		2	23.7
		1	49		22.5		1.3	23.7		22.5		2	23.7
		25	0		22.3		2.3	22.7		22.3		3	22.7
		25	12		22.3		2.3	22.7		22.3		3	22.7
		25	25		22.4		2.3	22.7		22.4		3	22.7
		50	0		22.4		2.3	22.7		22.4		3	22.7
	256QAM	1	0		19.7		4.3	20.7		19.7		5	20.7
		1	25		19.8		4.3	20.7		19.8		5	20.7
		1	49		19.9		4.3	20.7		19.9		5	20.7
		25	0		20.1		4.3	20.7		20.1		5	20.7
		25	12		20.1		4.3	20.7		20.1		5	20.7
		25	25		20.1		4.3	20.7		20.1		5	20.7
		50	0		20.2		4.3	20.7		20.2		5	20.7

BW (MHz)	Mode	RB Allocation	RB offset	Mode A Power (dBm)					Mode B Power (dBm)				
				20425	20525	20625	MPR	Tune-up Limit	20425	20525	20625	MPR	Tune-up Limit
				826.5 MHz	836.5 MHz	846.5 MHz			826.5 MHz	836.5 MHz	846.5 MHz		
5	QPSK	1	0	24.1	24.1	24.0	0	25.0	24.3	24.4	24.3	0	25.7
		1	12	24.0	24.1	24.0	0	25.0	24.3	24.4	24.3	0	25.7
		1	24	24.1	24.2	24.0	0	25.0	24.3	24.5	24.3	0	25.7
		12	0	24.0	24.1	24.0	0.3	24.7	24.3	24.4	24.2	1	24.7
		12	7	23.9	24.1	24.0	0.3	24.7	24.3	24.4	24.2	1	24.7
		12	13	23.9	24.1	24.0	0.3	24.7	24.3	24.4	24.3	1	24.7
		25	0	24.0	24.1	24.0	0.3	24.7	24.3	24.4	24.2	1	24.7
	16QAM	1	0	23.5	23.6	23.4	0.3	24.7	23.5	23.6	23.4	1	24.7
		1	12	23.4	23.5	23.3	0.3	24.7	23.4	23.5	23.3	1	24.7
		1	24	23.6	23.6	23.4	0.3	24.7	23.6	23.6	23.4	1	24.7
		12	0	22.9	23.3	23.2	1.3	23.7	22.9	23.3	23.2	2	23.7
		12	7	22.9	23.3	23.2	1.3	23.7	22.9	23.3	23.2	2	23.7
		12	13	22.9	23.4	23.3	1.3	23.7	22.9	23.4	23.3	2	23.7
		25	0	23.1	23.3	23.2	1.3	23.7	23.1	23.3	23.2	2	23.7
	64QAM	1	0	22.8	22.6	22.7	1.3	23.7	22.8	22.6	22.7	2	23.7
		1	12	22.7	22.6	22.8	1.3	23.7	22.7	22.6	22.8	2	23.7
		1	24	22.8	22.7	22.7	1.3	23.7	22.8	22.7	22.7	2	23.7
		12	0	22.3	22.3	22.3	2.3	22.7	22.3	22.3	22.3	3	22.7
		12	7	22.3	22.3	22.3	2.3	22.7	22.3	22.3	22.3	3	22.7
		12	13	22.4	22.4	22.3	2.3	22.7	22.4	22.4	22.3	3	22.7
		25	0	22.3	22.3	22.3	2.3	22.7	22.3	22.3	22.3	3	22.7
	256QAM	1	0	19.7	19.7	19.9	4.3	20.7	20.2	20.5	20.3	5	20.7
		1	12	19.8	19.7	19.9	4.3	20.7	20.3	20.3	20.4	5	20.7
		1	24	19.9	19.8	19.9	4.3	20.7	20.4	20.5	20.6	5	20.7
		12	0	20.0	20.2	20.1	4.3	20.7	20.5	20.7	20.6	5	20.7
		12	7	20.0	20.1	20.1	4.3	20.7	20.5	20.6	20.6	5	20.7
		12	13	20.0	20.1	20.1	4.3	20.7	20.6	20.7	20.5	5	20.7
		25	0	20.0	20.1	20.1	4.3	20.7	20.6	20.7	20.6	5	20.7

This report shall not be reproduced without the written approval of UL Verification Services Inc.

LTE Band 5 Measured Results (ANT2) (continued)

BW (MHz)	Mode	RB Allocation	RB offset	Mode A Power (dBm)					Mode B Power (dBm)				
				20415	20525	20635	MPR	Tune-up Limit	20415	20525	20635	MPR	Tune-up Limit
				825.5 MHz	836.5 MHz	847.5 MHz			825.5 MHz	836.5 MHz	847.5 MHz		
3	QPSK	1	0	23.8	23.9	23.9	0	25.0	23.8	23.9	23.9	0	25.7
		1	8	24.0	24.0	24.1	0	25.0	24.0	24.0	24.1	0	25.7
		1	14	23.8	24.0	23.9	0	25.0	23.8	24.0	23.9	0	25.7
		8	0	23.8	23.9	24.0	0.3	24.7	23.8	23.9	24.0	1	24.7
		8	4	23.9	23.9	24.0	0.3	24.7	23.9	23.9	24.0	1	24.7
		8	7	23.9	24.0	24.0	0.3	24.7	23.9	24.0	24.0	1	24.7
		15	0	23.8	23.9	24.0	0.3	24.7	23.8	23.9	24.0	1	24.7
	16QAM	1	0	23.9	24.0	24.1	0.3	24.7	23.9	24.0	24.1	1	24.7
		1	8	24.1	24.2	24.3	0.3	24.7	24.1	24.2	24.3	1	24.7
		1	14	24.0	24.0	24.0	0.3	24.7	24.0	24.0	24.0	1	24.7
		8	0	23.7	23.7	23.7	1.3	23.7	23.7	23.7	23.7	2	23.7
		8	4	23.7	23.7	23.7	1.3	23.7	23.7	23.7	23.7	2	23.7
		8	7	23.7	23.7	23.7	1.3	23.7	23.7	23.7	23.7	2	23.7
		15	0	23.7	23.7	23.7	1.3	23.7	23.7	23.7	23.7	2	23.7
	64QAM	1	0	23.5	23.7	23.7	1.3	23.7	23.5	23.7	23.7	2	23.7
		1	8	23.7	23.7	23.7	1.3	23.7	23.7	23.7	23.7	2	23.7
		1	14	23.7	23.6	23.6	1.3	23.7	23.7	23.6	23.6	2	23.7
		8	0	22.7	22.7	22.7	2.3	22.7	22.7	22.7	22.7	3	22.7
		8	4	22.7	22.7	22.7	2.3	22.7	22.7	22.7	22.7	3	22.7
		8	7	22.7	22.7	22.7	2.3	22.7	22.7	22.7	22.7	3	22.7
		15	0	22.7	22.7	22.7	2.3	22.7	22.7	22.7	22.7	3	22.7
	256QAM	1	0	20.7	19.6	19.6	4.3	20.7	20.7	19.6	19.6	5	20.7
		1	8	19.6	19.6	19.6	4.3	20.7	19.6	19.6	19.6	5	20.7
		1	14	19.6	19.6	19.7	4.3	20.7	19.6	19.6	19.7	5	20.7
		8	0	20.1	20.1	20.1	4.3	20.7	20.1	20.1	20.1	5	20.7
		8	4	20.1	20.1	20.1	4.3	20.7	20.1	20.1	20.1	5	20.7
		8	7	20.1	20.1	20.1	4.3	20.7	20.1	20.1	20.1	5	20.7
		15	0	20.0	20.0	20.0	4.3	20.7	20.0	20.0	20.0	5	20.7

BW (MHz)	Mode	RB Allocation	RB offset	Mode A Power (dBm)					Mode B Power (dBm)				
				20407	20525	20643	MPR	Tune-up Limit	20407	20525	20643	MPR	Tune-up Limit
				824.7 MHz	836.5 MHz	848.3 MHz			824.7 MHz	836.5 MHz	848.3 MHz		
1.4	QPSK	1	0	23.8	23.9	23.9	0	25.0	23.8	23.9	23.9	0	25.7
		1	3	24.0	24.0	24.1	0	25.0	24.0	24.0	24.1	0	25.7
		1	5	23.8	23.8	23.9	0	25.0	23.8	23.8	23.9	0	25.7
		3	0	23.8	23.9	24.0	0	25.0	23.8	23.9	24.0	0	25.7
		3	1	23.9	23.9	24.0	0	25.0	23.9	23.9	24.0	0	25.7
		3	3	23.9	23.9	24.0	0	25.0	23.9	23.9	24.0	0	25.7
		6	0	23.8	23.9	24.0	0.3	24.7	23.8	23.9	24.0	1	24.7
	16QAM	1	0	23.9	23.9	24.0	0.3	24.7	23.9	23.9	24.0	1	24.7
		1	3	24.1	24.2	24.2	0.3	24.7	24.1	24.2	24.2	1	24.7
		1	5	23.9	23.9	24.0	0.3	24.7	23.9	23.9	24.0	1	24.7
		3	0	23.9	24.0	24.0	0.3	24.7	23.9	24.0	24.0	1	24.7
		3	1	23.9	24.1	24.1	0.3	24.7	23.9	24.1	24.1	1	24.7
		3	3	23.9	24.1	24.1	0.3	24.7	23.9	24.1	24.1	1	24.7
		6	0	23.7	23.7	23.7	1.3	23.7	23.7	23.7	23.7	2	23.7
	64QAM	1	0	23.6	23.6	23.7	1.3	23.7	23.6	23.6	23.7	2	23.7
		1	3	23.7	23.7	23.7	1.3	23.7	23.7	23.7	23.7	2	23.7
		1	5	23.5	23.6	23.7	1.3	23.7	23.5	23.6	23.7	2	23.7
		3	0	23.7	23.7	23.7	1.3	23.7	23.7	23.7	23.7	2	23.7
		3	1	23.7	23.7	23.7	1.3	23.7	23.7	23.7	23.7	2	23.7
		3	3	23.7	23.7	23.7	1.3	23.7	23.7	23.7	23.7	2	23.7
		6	0	22.7	22.7	22.7	2.3	22.7	22.7	22.7	22.7	3	22.7
	256QAM	1	0	20.0	19.7	19.6	4.3	20.7	20.0	19.7	19.6	5	20.7
		1	3	19.6	19.7	19.7	4.3	20.7	19.6	19.7	19.7	5	20.7
		1	5	19.6	19.6	19.6	4.3	20.7	19.6	19.6	19.6	5	20.7
		3	0	20.0	20.0	20.0	4.3	20.7	20.0	20.0	20.0	5	20.7
		3	1	20.0	20.0	20.0	4.3	20.7	20.0	20.0	20.0	5	20.7
		3	3	20.0	20.0	20.0	4.3	20.7	20.0	20.0	20.0	5	20.7
		6	0	20.0	20.0	20.0	4.3	20.7	20.0	20.0	20.0	5	20.7

This report shall not be reproduced without the written approval of UL Verification Services Inc.

LTE Band 5 Measured Results (ANT3)

BW (MHz)	Mode	RB Allocation	RB Offset	Mode A Power (dBm)					Mode B Power (dBm)				
					20525		MPR	Tune-up Limit		20525		MPR	Tune-up Limit
					836.5 MHz					836.5 MHz			
10	QPSK	1	0		23.9		0	25.7		23.9		0	25.7
		1	25		24.0		0	25.7		24.0		0	25.7
		1	49		23.9		0	25.7		23.9		0	25.7
		25	0		23.7		1	24.7		23.7		1	24.7
		25	12		23.8		1	24.7		23.8		1	24.7
		25	25		23.7		1	24.7		23.7		1	24.7
		50	0		23.8		1	24.7		23.8		1	24.7
	16QAM	1	0		24.4		1	24.7		24.4		1	24.7
		1	25		24.4		1	24.7		24.4		1	24.7
		1	49		24.3		1	24.7		24.3		1	24.7
		25	0		23.7		2	23.7		23.7		2	23.7
		25	12		23.7		2	23.7		23.7		2	23.7
		25	25		23.7		2	23.7		23.7		2	23.7
		50	0		23.7		2	23.7		23.7		2	23.7
	64QAM	1	0		23.7		2	23.7		23.7		2	23.7
		1	25		23.4		2	23.7		23.4		2	23.7
		1	49		23.5		2	23.7		23.5		2	23.7
		25	0		22.7		3	22.7		22.7		3	22.7
		25	12		22.7		3	22.7		22.7		3	22.7
		25	25		22.7		3	22.7		22.7		3	22.7
		50	0		22.7		3	22.7		22.7		3	22.7
	256QAM	1	0		20.7		5	20.7		20.7		5	20.7
		1	25		20.4		5	20.7		20.4		5	20.7
		1	49		20.5		5	20.7		20.5		5	20.7
		25	0		20.7		5	20.7		20.7		5	20.7
		25	12		20.7		5	20.7		20.7		5	20.7
		25	25		20.7		5	20.7		20.7		5	20.7
		50	0		20.7		5	20.7		20.7		5	20.7

BW (MHz)	Mode	RB Allocation	RB offset	Mode A Power (dBm)					Mode B Power (dBm)				
				20425	20525	20625	MPR	Tune-up Limit	20425	20525	20625	MPR	Tune-up Limit
				826.5 MHz	836.5 MHz	846.5 MHz			826.5 MHz	836.5 MHz	846.5 MHz		
5	QPSK	1	0	24.1	24.2	24.2	0	25.7	24.1	24.2	24.2	0	25.7
		1	12	24.1	24.1	24.2	0	25.7	24.1	24.1	24.2	0	25.7
		1	24	24.1	24.1	24.2	0	25.7	24.1	24.1	24.2	0	25.7
		12	0	24.1	24.1	24.1	1	24.7	24.1	24.1	24.1	1	24.7
		12	7	24.1	24.1	24.1	1	24.7	24.1	24.1	24.1	1	24.7
		12	13	24.1	24.1	24.1	1	24.7	24.1	24.1	24.1	1	24.7
		25	0	24.1	24.1	24.1	1	24.7	24.1	24.1	24.1	1	24.7
	16QAM	1	0	24.4	24.6	24.5	1	24.7	24.4	24.6	24.5	1	24.7
		1	12	24.5	24.5	24.3	1	24.7	24.5	24.5	24.3	1	24.7
		1	24	24.5	24.6	24.5	1	24.7	24.5	24.6	24.5	1	24.7
		12	0	23.7	23.7	23.7	2	23.7	23.7	23.7	23.7	2	23.7
		12	7	23.7	23.7	23.7	2	23.7	23.7	23.7	23.7	2	23.7
		12	13	23.7	23.7	23.7	2	23.7	23.7	23.7	23.7	2	23.7
		25	0	23.7	23.7	23.7	2	23.7	23.7	23.7	23.7	2	23.7
	64QAM	1	0	23.5	23.6	23.6	2	23.7	23.5	23.6	23.6	2	23.7
		1	12	23.5	23.6	23.4	2	23.7	23.5	23.6	23.4	2	23.7
		1	24	23.6	23.7	23.5	2	23.7	23.6	23.7	23.5	2	23.7
		12	0	22.7	22.7	22.7	3	22.7	22.7	22.7	22.7	3	22.7
		12	7	22.7	22.7	22.7	3	22.7	22.7	22.7	22.7	3	22.7
		12	13	22.7	22.7	22.7	3	22.7	22.7	22.7	22.7	3	22.7
		25	0	22.7	22.7	22.7	3	22.7	22.7	22.7	22.7	3	22.7
	256QAM	1	0	20.4	20.4	20.6	5	20.7	20.4	20.4	20.6	5	20.7
		1	12	20.3	20.3	20.6	5	20.7	20.3	20.3	20.6	5	20.7
		1	24	20.6	20.6	20.6	5	20.7	20.6	20.6	20.6	5	20.7
		12	0	20.7	20.7	20.7	5	20.7	20.7	20.7	20.7	5	20.7
		12	7	20.7	20.7	20.7	5	20.7	20.7	20.7	20.7	5	20.7
		12	13	20.7	20.7	20.7	5	20.7	20.7	20.7	20.7	5	20.7
		25	0	20.7	20.7	20.7	5	20.7	20.7	20.7	20.7	5	20.7

This report shall not be reproduced without the written approval of UL Verification Services Inc.

LTE Band 5 Measured Results (ANT3) (continued)

BW (MHz)	Mode	RB Allocation	RB offset	Mode A Power (dBm)					Mode B Power (dBm)				
				20415	20525	20635	MPR	Tune-up Limit	20415	20525	20635	MPR	Tune-up Limit
				825.5 MHz	836.5 MHz	847.5 MHz			825.5 MHz	836.5 MHz	847.5 MHz		
3	QPSK	1	0	24.0	24.1	24.1	0	25.7	24.0	24.1	24.1	0	25.7
		1	8	24.2	24.3	24.3	0	25.7	24.2	24.3	24.3	0	25.7
		1	14	24.1	24.1	24.1	0	25.7	24.1	24.1	24.1	0	25.7
		8	0	24.1	24.2	24.2	1	24.7	24.1	24.2	24.2	1	24.7
		8	4	24.1	24.2	24.2	1	24.7	24.1	24.2	24.2	1	24.7
		8	7	24.1	24.2	24.2	1	24.7	24.1	24.2	24.2	1	24.7
		15	0	24.1	24.2	24.2	1	24.7	24.1	24.2	24.2	1	24.7
	16QAM	1	0	24.1	24.3	24.3	1	24.7	24.1	24.3	24.3	1	24.7
		1	8	24.3	24.4	24.5	1	24.7	24.3	24.4	24.5	1	24.7
		1	14	24.1	24.3	24.1	1	24.7	24.1	24.3	24.1	1	24.7
		8	0	23.7	23.7	23.7	2	23.7	23.7	23.7	23.7	2	23.7
		8	4	23.7	23.7	23.7	2	23.7	23.7	23.7	23.7	2	23.7
		8	7	23.7	23.7	23.7	2	23.7	23.7	23.7	23.7	2	23.7
		15	0	23.7	23.7	23.7	2	23.7	23.7	23.7	23.7	2	23.7
	64QAM	1	0	23.5	23.6	23.5	2	23.7	23.5	23.6	23.5	2	23.7
		1	8	23.6	23.7	23.7	2	23.7	23.6	23.7	23.7	2	23.7
		1	14	23.6	23.6	23.5	2	23.7	23.6	23.6	23.5	2	23.7
		8	0	22.7	22.7	22.7	3	22.7	22.7	22.7	22.7	3	22.7
		8	4	22.7	22.7	22.7	3	22.7	22.7	22.7	22.7	3	22.7
		8	7	22.7	22.7	22.7	3	22.7	22.7	22.7	22.7	3	22.7
		15	0	22.7	22.7	22.7	3	22.7	22.7	22.7	22.7	3	22.7
	256QAM	1	0	20.7	20.7	20.6	5	20.7	20.7	20.7	20.6	5	20.7
		1	8	20.6	20.7	20.7	5	20.7	20.6	20.7	20.7	5	20.7
		1	14	20.6	20.6	20.6	5	20.7	20.6	20.6	20.6	5	20.7
		8	0	20.7	20.7	20.7	5	20.7	20.7	20.7	20.7	5	20.7
		8	4	20.7	20.7	20.7	5	20.7	20.7	20.7	20.7	5	20.7
		8	7	20.7	20.7	20.7	5	20.7	20.7	20.7	20.7	5	20.7
		15	0	20.7	20.7	20.7	5	20.7	20.7	20.7	20.7	5	20.7

BW (MHz)	Mode	RB Allocation	RB offset	Mode A Power (dBm)					Mode B Power (dBm)				
				20407	20525	20643	MPR	Tune-up Limit	20407	20525	20643	MPR	Tune-up Limit
				824.7 MHz	836.5 MHz	848.3 MHz			824.7 MHz	836.5 MHz	848.3 MHz		
1.4	QPSK	1	0	23.9	24.1	24.1	0	25.7	23.9	24.1	24.1	0	25.7
		1	3	24.2	24.3	24.2	0	25.7	24.2	24.3	24.2	0	25.7
		1	5	24.0	24.1	24.1	0	25.7	24.0	24.1	24.1	0	25.7
		3	0	24.0	24.1	24.1	0	25.7	24.0	24.1	24.1	0	25.7
		3	1	24.1	24.2	24.1	0	25.7	24.1	24.2	24.1	0	25.7
		3	3	24.1	24.2	24.1	0	25.7	24.1	24.2	24.1	0	25.7
		6	0	24.1	24.1	24.1	1	24.7	24.1	24.1	24.1	1	24.7
	16QAM	1	0	24.1	24.2	24.2	1	24.7	24.1	24.2	24.2	1	24.7
		1	3	24.3	24.4	24.4	1	24.7	24.3	24.4	24.4	1	24.7
		1	5	24.1	24.2	24.2	1	24.7	24.1	24.2	24.2	1	24.7
		3	0	24.2	24.2	24.2	1	24.7	24.2	24.2	24.2	1	24.7
		3	1	24.2	24.2	24.3	1	24.7	24.2	24.2	24.3	1	24.7
		3	3	24.2	24.2	24.3	1	24.7	24.2	24.2	24.3	1	24.7
		6	0	23.7	23.7	23.7	2	23.7	23.7	23.7	23.7	2	23.7
	64QAM	1	0	23.4	23.6	23.5	2	23.7	23.4	23.6	23.5	2	23.7
		1	3	23.6	23.7	23.7	2	23.7	23.6	23.7	23.7	2	23.7
		1	5	23.4	23.6	23.5	2	23.7	23.4	23.6	23.5	2	23.7
		3	0	23.7	23.7	23.7	2	23.7	23.7	23.7	23.7	2	23.7
		3	1	23.7	23.7	23.7	2	23.7	23.7	23.7	23.7	2	23.7
		3	3	23.7	23.7	23.7	2	23.7	23.7	23.7	23.7	2	23.7
		6	0	22.7	22.7	22.7	3	22.7	22.7	22.7	22.7	3	22.7
	256QAM	1	0	20.7	20.6	20.6	5	20.7	20.7	20.6	20.6	5	20.7
		1	3	20.6	20.6	20.6	5	20.7	20.6	20.6	20.6	5	20.7
		1	5	20.6	20.6	20.7	5	20.7	20.6	20.6	20.7	5	20.7
		3	0	20.7	20.7	20.7	5	20.7	20.7	20.7	20.7	5	20.7
		3	1	20.7	20.7	20.7	5	20.7	20.7	20.7	20.7	5	20.7
		3	3	20.7	20.7	20.7	5	20.7	20.7	20.7	20.7	5	20.7
		6	0	20.7	20.7	20.7	5	20.7	20.7	20.7	20.7	5	20.7

This report shall not be reproduced without the written approval of UL Verification Services Inc.

LTE Band 7 Measured Results (ANT1)

BW (MHz)	Mode	RB Allocation	RB Offset	Mode A Power (dBm)					Mode B Power (dBm)				
				20850	21100	21350	MPR	Tune-up Limit	20850	21100	21350	MPR	Tune-up Limit
				2510 MHz	2535 MHz	2560 MHz			2510 MHz	2535 MHz	2560 MHz		
20	QPSK	1	0	22.7	22.9	22.9	0	24.7	21.1	21.1	21.1	0	22.9
		1	49	22.9	23.0	23.0	0	24.7	21.2	21.3	21.3	0	22.9
		1	99	22.8	22.8	22.9	0	24.7	21.1	21.1	21.2	0	22.9
		50	0	22.7	22.7	22.8	1	23.7	21.2	21.3	21.4	0	22.9
		50	24	22.6	22.8	22.7	1	23.7	21.2	21.3	21.3	0	22.9
		50	50	22.6	22.7	22.8	1	23.7	21.2	21.3	21.4	0	22.9
		100	0	22.7	22.8	22.8	1	23.7	21.3	21.4	21.4	0	22.9
	16QAM	1	0	22.2	22.4	22.5	1	23.7	21.3	21.5	21.4	0	22.9
		1	49	22.5	22.6	22.5	1	23.7	21.6	21.6	21.6	0	22.9
		1	99	22.4	22.4	22.5	1	23.7	21.4	21.5	21.4	0	22.9
		50	0	21.6	21.8	21.8	2	22.7	21.2	21.3	21.3	0.2	22.7
		50	24	21.6	21.7	21.7	2	22.7	21.2	21.3	21.3	0.2	22.7
		50	50	21.6	21.7	21.8	2	22.7	21.2	21.3	21.3	0.2	22.7
		100	0	21.7	21.8	21.8	2	22.7	21.3	21.4	21.3	0.2	22.7
	64QAM	1	0	21.2	21.5	21.3	2	22.7	21.2	21.4	21.4	0.2	22.7
		1	49	21.5	21.6	21.5	2	22.7	21.5	21.5	21.6	0.2	22.7
		1	99	21.4	21.6	21.5	2	22.7	21.4	21.4	21.5	0.2	22.7
		50	0	20.7	20.8	20.9	3	21.7	20.8	20.9	20.9	1.2	21.7
		50	24	20.7	20.8	20.9	3	21.7	20.8	20.9	20.9	1.2	21.7
		50	50	20.7	20.8	20.9	3	21.7	20.8	20.9	20.9	1.2	21.7
		100	0	20.7	20.9	20.9	3	21.7	20.8	21.0	21.0	1.2	21.7
	256QAM	1	0	18.2	18.5	18.5	5	19.7	18.1	18.5	18.4	3.2	19.7
		1	49	18.5	18.6	18.6	5	19.7	18.6	18.6	18.6	3.2	19.7
		1	99	18.3	18.5	18.6	5	19.7	18.4	18.5	18.5	3.2	19.7
		50	0	18.7	18.8	18.9	5	19.7	18.8	18.9	18.9	3.2	19.7
		50	24	18.7	18.8	18.8	5	19.7	18.7	18.9	18.9	3.2	19.7
		50	50	18.7	18.8	18.9	5	19.7	18.7	18.9	18.9	3.2	19.7
		100	0	18.9	18.9	18.9	5	19.7	18.9	18.9	18.9	3.2	19.7

BW (MHz)	Mode	RB Allocation	RB offset	Mode A Power (dBm)					Mode B Power (dBm)				
				20825	21100	21375	MPR	Tune-up Limit	20825	21100	21375	MPR	Tune-up Limit
				2507.5 MHz	2535 MHz	2562.5 MHz			2507.5 MHz	2535 MHz	2562.5 MHz		
15	QPSK	1	0	22.9	23.1	23.2	0	24.7	21.2	21.3	21.5	0	22.9
		1	37	23.1	23.1	23.1	0	24.7	21.3	21.4	21.4	0	22.9
		1	74	23.0	23.0	23.0	0	24.7	21.2	21.4	21.4	0	22.9
		36	0	22.6	22.8	22.8	1	23.7	21.2	21.4	21.4	0	22.9
		36	20	22.7	22.8	22.8	1	23.7	21.2	21.4	21.4	0	22.9
		36	39	22.7	22.8	22.8	1	23.7	21.2	21.4	21.4	0	22.9
		75	0	22.7	22.8	22.9	1	23.7	21.3	21.4	21.5	0	22.9
	16QAM	1	0	22.3	22.5	22.7	1	23.7	21.4	21.5	21.7	0	22.9
		1	37	22.4	22.5	22.6	1	23.7	21.6	21.6	21.6	0	22.9
		1	74	22.5	22.5	22.5	1	23.7	21.5	21.6	21.7	0	22.9
		36	0	21.5	21.8	21.7	2	22.7	21.1	21.3	21.3	0.2	22.7
		36	20	21.6	21.8	21.7	2	22.7	21.2	21.3	21.3	0.2	22.7
		36	39	21.6	21.8	21.8	2	22.7	21.2	21.3	21.3	0.2	22.7
		75	0	21.7	21.8	21.8	2	22.7	21.2	21.3	21.3	0.2	22.7
	64QAM	1	0	21.3	21.6	21.8	2	22.7	21.3	21.7	21.5	0.2	22.7
		1	37	21.4	21.5	21.7	2	22.7	21.5	21.6	21.5	0.2	22.7
		1	74	21.5	21.6	21.8	2	22.7	21.4	21.7	21.6	0.2	22.7
		36	0	20.6	20.8	20.8	3	21.7	20.7	20.9	20.9	1.2	21.7
		36	20	20.7	20.8	20.9	3	21.7	20.8	20.9	20.9	1.2	21.7
		36	39	20.8	20.8	20.9	3	21.7	20.8	20.9	20.9	1.2	21.7
		75	0	20.8	20.9	21.0	3	21.7	20.8	20.9	21.0	1.2	21.7
	256QAM	1	0	18.4	18.6	18.6	5	19.7	18.4	18.4	18.5	3.2	19.7
		1	37	18.4	18.5	18.6	5	19.7	18.5	18.4	18.6	3.2	19.7
		1	74	18.5	18.5	18.6	5	19.7	18.5	18.6	18.7	3.2	19.7
		36	0	18.6	18.8	18.8	5	19.7	18.7	18.9	18.9	3.2	19.7
		36	20	18.7	18.8	18.9	5	19.7	18.8	18.9	18.9	3.2	19.7
		36	39	18.7	18.8	18.9	5	19.7	18.8	18.9	18.9	3.2	19.7
		75	0	18.7	18.9	19.0	5	19.7	18.9	19.0	19.0	3.2	19.7

This report shall not be reproduced without the written approval of UL Verification Services Inc.

LTE Band 7 Measured Results (ANT1) (continued)

BW (MHz)	Mode	RB Allocation	RB offset	Mode A Power (dBm)					Mode B Power (dBm)				
				20800	21100	21400	MPR	Tune-up Limit	20800	21100	21400	MPR	Tune-up Limit
				2505 MHz	2535 MHz	2565 MHz			2505 MHz	2535 MHz	2565 MHz		
10	QPSK	1	0	23.1	23.2	23.2	0	24.7	21.4	21.5	21.5	0	22.9
		1	25	23.1	23.2	23.3	0	24.7	21.5	21.5	21.6	0	22.9
		1	49	23.1	23.2	23.2	0	24.7	21.5	21.5	21.5	0	22.9
		25	0	22.8	23.0	23.0	1	23.7	21.4	21.5	21.6	0	22.9
		25	12	22.8	22.9	23.0	1	23.7	21.4	21.5	21.5	0	22.9
		25	25	22.9	23.0	23.0	1	23.7	21.4	21.5	21.5	0	22.9
		50	0	22.9	23.0	23.1	1	23.7	21.5	21.6	21.6	0	22.9
	16QAM	1	0	22.5	22.7	22.6	1	23.7	21.5	21.7	21.7	0	22.9
		1	25	22.6	22.7	22.8	1	23.7	21.6	21.7	21.9	0	22.9
		1	49	22.7	22.7	22.8	1	23.7	21.6	21.8	21.8	0	22.9
		25	0	21.7	21.9	22.0	2	22.7	21.2	21.4	21.5	0.2	22.7
		25	12	21.8	21.9	21.9	2	22.7	21.3	21.4	21.5	0.2	22.7
		25	25	21.8	21.9	21.9	2	22.7	21.3	21.4	21.5	0.2	22.7
		50	0	21.9	22.0	22.0	2	22.7	21.4	21.5	21.6	0.2	22.7
	64QAM	1	0	21.5	21.7	21.7	2	22.7	21.4	21.7	21.6	0.2	22.7
		1	25	21.4	21.6	21.8	2	22.7	21.5	21.7	21.8	0.2	22.7
		1	49	21.6	21.6	21.8	2	22.7	21.6	21.8	21.7	0.2	22.7
		25	0	20.8	20.9	21.0	3	21.7	20.8	21.0	21.1	1.2	21.7
		25	12	20.8	20.9	21.0	3	21.7	20.9	21.0	21.1	1.2	21.7
		25	25	20.8	20.9	21.0	3	21.7	20.9	21.0	21.1	1.2	21.7
		50	0	20.9	21.0	21.1	3	21.7	21.0	21.1	21.2	1.2	21.7
	256QAM	1	0	18.4	18.6	18.7	5	19.7	18.5	18.8	18.6	3.2	19.7
		1	25	18.5	18.6	18.7	5	19.7	18.6	18.7	18.7	3.2	19.7
		1	49	18.6	18.7	18.8	5	19.7	18.7	18.8	18.8	3.2	19.7
		25	0	18.7	19.0	19.0	5	19.7	18.8	19.0	19.0	3.2	19.7
		25	12	18.8	19.0	19.0	5	19.7	18.9	19.0	19.0	3.2	19.7
		25	25	18.8	19.0	19.0	5	19.7	18.9	19.0	19.0	3.2	19.7
		50	0	18.9	19.1	19.1	5	19.7	19.0	19.1	19.1	3.2	19.7

BW (MHz)	Mode	RB Allocation	RB offset	Mode A Power (dBm)					Mode B Power (dBm)				
				20775	21100	21425	MPR	Tune-up Limit	20775	21100	21425	MPR	Tune-up Limit
				2502.5 MHz	2535 MHz	2567.5 MHz			2502.5 MHz	2535 MHz	2567.5 MHz		
5	QPSK	1	0	23.0	23.3	23.3	0	24.7	21.4	21.5	21.5	0	22.9
		1	12	23.0	23.2	23.2	0	24.7	21.3	21.4	21.5	0	22.9
		1	24	23.0	23.2	23.3	0	24.7	21.4	21.5	21.5	0	22.9
		12	0	22.7	22.9	23.0	1	23.7	21.3	21.5	21.5	0	22.9
		12	7	22.8	22.9	23.0	1	23.7	21.3	21.5	21.5	0	22.9
		12	13	22.8	22.9	23.0	1	23.7	21.3	21.5	21.5	0	22.9
		25	0	22.8	23.0	23.1	1	23.7	21.4	21.6	21.6	0	22.9
	16QAM	1	0	22.6	22.7	22.8	1	23.7	21.5	21.8	22.0	0	22.9
		1	12	22.7	22.6	22.7	1	23.7	21.4	21.8	21.9	0	22.9
		1	24	22.7	22.7	22.8	1	23.7	21.5	21.8	21.9	0	22.9
		12	0	21.7	21.9	21.9	2	22.7	21.2	21.4	21.4	0.2	22.7
		12	7	21.7	21.9	22.0	2	22.7	21.2	21.4	21.4	0.2	22.7
		12	13	21.7	21.9	22.0	2	22.7	21.2	21.4	21.4	0.2	22.7
		25	0	21.8	21.9	22.0	2	22.7	21.3	21.4	21.5	0.2	22.7
	64QAM	1	0	21.4	21.8	21.9	2	22.7	21.4	21.8	21.8	0.2	22.7
		1	12	21.4	21.7	21.8	2	22.7	21.4	21.7	21.8	0.2	22.7
		1	24	21.5	21.8	21.8	2	22.7	21.5	21.8	21.7	0.2	22.7
		12	0	20.7	20.9	21.0	3	21.7	20.8	21.0	21.0	1.2	21.7
		12	7	20.7	20.9	21.0	3	21.7	20.8	21.0	21.0	1.2	21.7
		12	13	20.8	20.9	21.0	3	21.7	20.8	21.0	21.0	1.2	21.7
		25	0	20.8	21.0	21.1	3	21.7	20.9	21.0	21.1	1.2	21.7
	256QAM	1	0	18.4	18.7	18.7	5	19.7	18.5	18.8	18.7	3.2	19.7
		1	12	18.4	18.6	18.6	5	19.7	18.4	18.6	18.7	3.2	19.7
		1	24	18.4	18.7	18.7	5	19.7	18.5	18.7	18.7	3.2	19.7
		12	0	18.7	18.9	18.9	5	19.7	18.7	18.9	18.9	3.2	19.7
		12	7	18.7	18.9	18.9	5	19.7	18.7	18.9	19.0	3.2	19.7
		12	13	18.7	18.9	18.9	5	19.7	18.7	18.9	19.0	3.2	19.7
		25	0	18.8	18.9	19.0	5	19.7	18.8	19.1	19.1	3.2	19.7

This report shall not be reproduced without the written approval of UL Verification Services Inc.

LTE Band 7 Measured Results (ANT2)

BW (MHz)	Mode	RB Allocation	RB Offset	Mode A Power (dBm)					Mode B Power (dBm)				
				20850	21100	21350	MPR	Tune-up Limit	20850	21100	21350	MPR	Tune-up Limit
				2510 MHz	2535 MHz	2560 MHz			2510 MHz	2535 MHz	2560 MHz		
20	QPSK	1	0	17.5	17.6	17.7	0	19.2	20.1	20.1	20.1	0	22.1
		1	49	17.7	17.7	17.9	0	19.2	20.1	20.1	20.2	0	22.1
		1	99	17.6	17.5	17.6	0	19.2	20.1	20.1	20.1	0	22.1
		50	0	17.8	17.8	17.9	0	19.2	20.1	20.1	20.1	0	22.1
		50	24	17.8	17.7	17.8	0	19.2	20.1	20.1	20.2	0	22.1
		50	50	17.8	17.7	17.8	0	19.2	20.1	20.1	20.1	0	22.1
		100	0	17.8	17.8	17.9	0	19.2	20.2	20.2	20.2	0	22.1
	16QAM	1	0	17.8	17.9	17.8	0	19.2	20.1	20.4	20.2	0	22.1
		1	49	17.9	18.0	18.0	0	19.2	20.2	20.3	20.4	0	22.1
		1	99	17.9	17.8	17.8	0	19.2	20.3	20.3	20.2	0	22.1
		50	0	17.7	17.6	17.7	0	19.2	20.1	20.1	20.1	0	22.1
		50	24	17.6	17.7	17.7	0	19.2	20.1	20.1	20.1	0	22.1
		50	50	17.6	17.6	17.7	0	19.2	20.1	20.1	20.1	0	22.1
		100	0	17.7	17.7	17.8	0	19.2	20.1	20.1	20.1	0	22.1
	64QAM	1	0	17.7	17.9	17.9	0	19.2	20.3	20.1	20.1	0	22.1
		1	49	17.8	18.0	18.0	0	19.2	20.3	20.2	20.3	0	22.1
		1	99	17.9	17.9	17.7	0	19.2	20.2	20.1	20.1	0	22.1
		50	0	17.7	17.7	17.7	0	19.2	20.1	20.1	20.1	0	22.1
		50	24	17.6	17.7	17.8	0	19.2	20.1	20.1	20.1	0	22.1
		50	50	17.6	17.6	17.7	0	19.2	20.1	20.1	20.1	0	22.1
		100	0	17.7	17.8	17.9	0	19.2	20.1	20.1	20.1	0	22.1
	256QAM	1	0	17.9	17.9	17.7	0	19.2	19.3	19.4	19.5	1.4	20.7
		1	49	18.0	18.0	17.9	0	19.2	19.5	19.5	19.6	1.4	20.7
		1	99	17.9	17.8	17.7	0	19.2	19.6	19.4	19.4	1.4	20.7
		50	0	17.8	17.7	17.8	0	19.2	19.9	19.8	19.8	1.4	20.7
		50	24	17.7	17.8	17.8	0	19.2	19.8	19.8	19.9	1.4	20.7
		50	50	17.6	17.7	17.8	0	19.2	19.8	19.8	19.8	1.4	20.7
		100	0	17.7	17.8	17.9	0	19.2	19.9	20.0	20.0	1.4	20.7

BW (MHz)	Mode	RB Allocation	RB offset	Mode A Power (dBm)					Mode B Power (dBm)				
				20825	21100	21375	MPR	Tune-up Limit	20825	21100	21375	MPR	Tune-up Limit
				2507.5 MHz	2535 MHz	2562.5 MHz			2507.5 MHz	2535 MHz	2562.5 MHz		
15	QPSK	1	0	17.6	17.6	17.7	0	19.2	20.1	20.1	20.1	0	22.1
		1	37	17.7	17.7	17.7	0	19.2	20.1	20.1	20.1	0	22.1
		1	74	17.6	17.6	17.7	0	19.2	20.1	20.1	20.1	0	22.1
		36	0	17.6	17.7	17.8	0	19.2	20.1	20.1	20.1	0	22.1
		36	20	17.7	17.7	17.7	0	19.2	20.1	20.1	20.1	0	22.1
		36	39	17.6	17.6	17.7	0	19.2	20.1	20.1	20.1	0	22.1
		75	0	17.7	17.7	17.7	0	19.2	20.1	20.1	20.1	0	22.1
	16QAM	1	0	17.8	18.0	17.9	0	19.2	20.2	20.3	20.3	0	22.1
		1	37	18.0	18.0	17.8	0	19.2	20.3	20.3	20.2	0	22.1
		1	74	18.0	17.9	17.8	0	19.2	20.3	20.4	20.3	0	22.1
		36	0	17.6	17.6	17.7	0	19.2	20.1	20.1	20.1	0	22.1
		36	20	17.6	17.6	17.6	0	19.2	20.1	20.1	20.1	0	22.1
		36	39	17.5	17.6	17.6	0	19.2	20.1	20.1	20.1	0	22.1
		75	0	17.7	17.7	17.7	0	19.2	20.1	20.1	20.1	0	22.1
	64QAM	1	0	17.9	17.9	17.9	0	19.2	20.3	20.2	20.2	0	22.1
		1	37	18.1	17.7	17.8	0	19.2	20.3	20.1	20.1	0	22.1
		1	74	17.9	17.8	17.8	0	19.2	20.3	20.2	20.1	0	22.1
		36	0	17.6	17.6	17.7	0	19.2	20.1	20.1	20.1	0	22.1
		36	20	17.7	17.7	17.7	0	19.2	20.1	20.1	20.1	0	22.1
		36	39	17.6	17.6	17.7	0	19.2	20.1	20.1	20.1	0	22.1
		75	0	17.7	17.8	17.8	0	19.2	20.1	20.1	20.1	0	22.1
	256QAM	1	0	17.8	18.0	18.0	0	19.2	19.4	19.6	19.5	1.4	20.7
		1	37	17.8	18.0	17.8	0	19.2	19.5	19.5	19.5	1.4	20.7
		1	74	17.9	18.0	18.0	0	19.2	19.5	19.6	19.6	1.4	20.7
		36	0	17.6	17.7	17.8	0	19.2	19.7	19.8	19.9	1.4	20.7
		36	20	17.7	17.7	17.7	0	19.2	19.8	19.9	19.8	1.4	20.7
		36	39	17.6	17.6	17.7	0	19.2	19.7	19.8	19.8	1.4	20.7
		75	0	17.8	17.8	17.8	0	19.2	19.9	19.9	19.9	1.4	20.7

This report shall not be reproduced without the written approval of UL Verification Services Inc.

LTE Band 7 Measured Results (ANT2) (continued)

BW (MHz)	Mode	RB Allocation	RB offset	Mode A Power (dBm)					Mode B Power (dBm)				
				20800	21100	21400	MPR	Tune-up Limit	20800	21100	21400	MPR	Tune-up Limit
				2505 MHz	2535 MHz	2565 MHz			2505 MHz	2535 MHz	2565 MHz		
10	QPSK	1	0	17.7	17.7	17.8	0	19.2	20.1	20.3	20.3	0	22.1
		1	25	17.9	17.8	17.8	0	19.2	20.3	20.3	20.2	0	22.1
		1	49	17.8	17.7	17.8	0	19.2	20.2	20.2	20.2	0	22.1
		25	0	17.8	17.8	17.8	0	19.2	20.2	20.3	20.2	0	22.1
		25	12	17.9	17.8	17.8	0	19.2	20.3	20.2	20.2	0	22.1
		25	25	17.9	17.8	17.8	0	19.2	20.3	20.2	20.2	0	22.1
		50	0	18.0	17.9	17.9	0	19.2	20.4	20.3	20.3	0	22.1
	16QAM	1	0	17.9	18.0	18.1	0	19.2	20.4	20.4	20.5	0	22.1
		1	25	18.1	18.0	18.1	0	19.2	20.6	20.4	20.4	0	22.1
		1	49	18.0	17.9	18.0	0	19.2	20.5	20.4	20.4	0	22.1
		25	0	17.7	17.7	17.7	0	19.2	20.1	20.2	20.1	0	22.1
		25	12	17.7	17.7	17.7	0	19.2	20.1	20.1	20.1	0	22.1
		25	25	17.7	17.7	17.7	0	19.2	20.1	20.1	20.1	0	22.1
		50	0	17.8	17.8	17.8	0	19.2	20.2	20.2	20.2	0	22.1
	64QAM	1	0	17.9	18.0	17.9	0	19.2	20.3	20.4	20.3	0	22.1
		1	25	18.0	17.9	18.0	0	19.2	20.4	20.3	20.3	0	22.1
		1	49	18.0	17.9	18.0	0	19.2	20.3	20.2	20.3	0	22.1
		25	0	17.7	17.8	17.8	0	19.2	20.1	20.1	20.1	0	22.1
		25	12	17.8	17.8	17.8	0	19.2	20.1	20.1	20.1	0	22.1
		25	25	17.8	17.8	17.8	0	19.2	20.1	20.1	20.1	0	22.1
		50	0	17.9	17.9	17.9	0	19.2	20.2	20.2	20.2	0	22.1
	256QAM	1	0	18.0	18.0	18.0	0	19.2	19.6	19.6	19.7	1.4	20.7
		1	25	18.1	18.0	18.0	0	19.2	19.7	19.7	19.6	1.4	20.7
		1	49	18.0	18.0	18.1	0	19.2	19.7	19.6	19.7	1.4	20.7
		25	0	17.7	17.8	17.8	0	19.2	19.9	20.0	19.9	1.4	20.7
		25	12	17.8	17.8	17.8	0	19.2	20.0	19.9	19.9	1.4	20.7
		25	25	17.8	17.8	17.8	0	19.2	20.0	20.0	19.9	1.4	20.7
		50	0	17.9	17.9	17.9	0	19.2	20.1	20.1	20.0	1.4	20.7

BW (MHz)	Mode	RB Allocation	RB offset	Mode A Power (dBm)					Mode B Power (dBm)				
				20775	21100	21425	MPR	Tune-up Limit	20775	21100	21425	MPR	Tune-up Limit
				2502.5 MHz	2535 MHz	2567.5 MHz			2502.5 MHz	2535 MHz	2567.5 MHz		
5	QPSK	1	0	17.9	17.9	17.8	0	19.2	20.1	20.3	20.2	0	22.1
		1	12	17.9	18.0	17.8	0	19.2	20.2	20.2	20.1	0	22.1
		1	24	17.9	17.9	17.8	0	19.2	20.2	20.2	20.2	0	22.1
		12	0	17.8	17.8	17.7	0	19.2	20.1	20.2	20.2	0	22.1
		12	7	17.8	17.8	17.7	0	19.2	20.1	20.2	20.1	0	22.1
		12	13	17.9	17.9	17.8	0	19.2	20.1	20.2	20.1	0	22.1
		25	0	17.9	17.9	17.8	0	19.2	20.2	20.3	20.2	0	22.1
	16QAM	1	0	18.0	18.1	18.1	0	19.2	20.4	20.7	20.6	0	22.1
		1	12	18.1	18.2	18.2	0	19.2	20.4	20.5	20.5	0	22.1
		1	24	18.1	18.1	18.1	0	19.2	20.5	20.6	20.6	0	22.1
		12	0	17.8	17.9	17.8	0	19.2	20.1	20.2	20.1	0	22.1
		12	7	17.8	17.8	17.7	0	19.2	20.1	20.1	20.1	0	22.1
		12	13	17.9	17.9	17.8	0	19.2	20.1	20.1	20.1	0	22.1
		25	0	17.8	17.9	17.8	0	19.2	20.2	20.2	20.1	0	22.1
	64QAM	1	0	18.0	18.1	18.0	0	19.2	20.2	20.4	20.4	0	22.1
		1	12	18.1	18.1	18.0	0	19.2	20.2	20.3	20.3	0	22.1
		1	24	18.1	18.1	17.8	0	19.2	20.4	20.4	20.4	0	22.1
		12	0	17.9	17.8	17.8	0	19.2	20.1	20.1	20.1	0	22.1
		12	7	17.9	17.8	17.8	0	19.2	20.1	20.1	20.1	0	22.1
		12	13	17.9	17.9	17.8	0	19.2	20.1	20.1	20.1	0	22.1
		25	0	17.9	17.9	17.8	0	19.2	20.1	20.1	20.1	0	22.1
	256QAM	1	0	18.2	18.1	18.0	0	19.2	19.5	19.7	19.6	1.4	20.7
		1	12	18.3	18.2	18.0	0	19.2	19.5	19.6	19.6	1.4	20.7
		1	24	18.1	18.2	18.0	0	19.2	19.5	19.6	19.6	1.4	20.7
		12	0	17.8	17.9	17.8	0	19.2	19.7	19.9	19.8	1.4	20.7
		12	7	17.9	17.8	17.7	0	19.2	19.8	19.9	19.8	1.4	20.7
		12	13	17.9	17.9	17.8	0	19.2	19.8	19.9	19.8	1.4	20.7
		25	0	17.9	17.9	17.8	0	19.2	19.9	19.9	19.9	1.4	20.7

This report shall not be reproduced without the written approval of UL Verification Services Inc.

LTE Band 7 Measured Results (ANT3)

BW (MHz)	Mode	RB Allocation	RB Offset	Mode A Power (dBm)					Mode B Power (dBm)				
				20850	21100	21350	MPR	Tune-up Limit	20850	21100	21350	MPR	Tune-up Limit
				2510 MHz	2535 MHz	2560 MHz			2510 MHz	2535 MHz	2560 MHz		
20	QPSK	1	0	24.1	24.1	24.2	0	25.7	21.2	21.2	21.2	0	23.2
		1	49	24.3	24.3	24.5	0	25.7	21.4	21.3	21.4	0	23.2
		1	99	24.2	24.1	24.2	0	25.7	21.2	21.2	21.2	0	23.2
		50	0	24.0	24.1	24.2	1	24.7	21.2	21.4	21.3	0	23.2
		50	24	24.0	24.2	24.2	1	24.7	21.2	21.3	21.2	0	23.2
		50	50	24.0	24.1	24.2	1	24.7	21.2	21.4	21.4	0	23.2
		100	0	24.1	24.2	24.3	1	24.7	21.2	21.4	21.3	0	23.2
	16QAM	1	0	23.7	23.8	23.8	1	24.7	21.2	21.2	21.4	0	23.2
		1	49	23.9	23.9	24.0	1	24.7	21.4	21.5	21.6	0	23.2
		1	99	23.6	23.9	23.8	1	24.7	21.3	21.5	21.4	0	23.2
		50	0	23.0	23.1	23.2	2	23.7	21.2	21.2	21.2	0	23.2
		50	24	23.0	23.1	23.1	2	23.7	21.2	21.2	21.2	0	23.2
		50	50	23.0	23.2	23.0	2	23.7	21.2	21.2	21.2	0	23.2
		100	0	23.1	23.2	23.2	2	23.7	21.2	21.3	21.3	0	23.2
	64QAM	1	0	22.7	22.5	22.7	2	23.7	21.2	21.2	21.2	0	23.2
		1	49	22.8	22.7	22.9	2	23.7	21.4	21.2	21.3	0	23.2
		1	99	22.7	22.7	22.8	2	23.7	21.2	21.2	21.2	0	23.2
		50	0	22.1	22.2	22.2	3	22.7	21.0	21.1	21.1	0.5	22.7
		50	24	22.1	22.2	22.2	3	22.7	21.0	21.1	21.1	0.5	22.7
		50	50	22.0	22.2	22.1	3	22.7	21.0	21.0	21.1	0.5	22.7
		100	0	22.1	22.3	22.2	3	22.7	21.1	21.2	21.2	0.5	22.7
	256QAM	1	0	19.6	19.7	19.5	5	20.7	19.4	19.3	19.4	2.5	20.7
		1	49	19.8	19.8	19.8	5	20.7	19.4	19.6	19.5	2.5	20.7
		1	99	19.6	19.8	19.7	5	20.7	19.4	19.6	19.3	2.5	20.7
		50	0	20.1	20.2	20.2	5	20.7	19.8	19.8	19.9	2.5	20.7
		50	24	20.1	20.2	20.1	5	20.7	19.7	19.9	19.9	2.5	20.7
		50	50	20.0	20.2	20.1	5	20.7	19.7	19.8	19.9	2.5	20.7
		100	0	20.1	20.2	20.2	5	20.7	19.8	19.9	20.0	2.5	20.7

BW (MHz)	Mode	RB Allocation	RB offset	Mode A Power (dBm)					Mode B Power (dBm)				
				20825	21100	21375	MPR	Tune-up Limit	20825	21100	21375	MPR	Tune-up Limit
				2507.5 MHz	2535 MHz	2562.5 MHz			2507.5 MHz	2535 MHz	2562.5 MHz		
15	QPSK	1	0	24.1	24.3	24.3	0	25.7	21.2	21.2	21.2	0	23.2
		1	37	24.2	24.3	24.2	0	25.7	21.2	21.2	21.2	0	23.2
		1	74	24.2	24.3	24.2	0	25.7	21.2	21.2	21.2	0	23.2
		36	0	23.9	24.0	24.0	1	24.7	21.2	21.2	21.2	0	23.2
		36	20	24.0	24.0	23.9	1	24.7	21.2	21.2	21.2	0	23.2
		36	39	24.0	24.1	23.9	1	24.7	21.2	21.2	21.2	0	23.2
		75	0	24.0	24.0	23.9	1	24.7	21.2	21.3	21.3	0	23.2
	16QAM	1	0	23.5	23.8	23.8	1	24.7	21.2	21.3	21.5	0	23.2
		1	37	23.7	23.7	23.7	1	24.7	21.3	21.5	21.5	0	23.2
		1	74	23.6	23.8	23.8	1	24.7	21.3	21.5	21.6	0	23.2
		36	0	22.8	23.0	23.0	2	23.7	21.2	21.2	21.2	0	23.2
		36	20	22.9	23.0	22.9	2	23.7	21.2	21.2	21.2	0	23.2
		36	39	22.9	23.0	22.9	2	23.7	21.2	21.2	21.2	0	23.2
		75	0	22.9	23.0	22.9	2	23.7	21.2	21.3	21.3	0	23.2
	64QAM	1	0	22.6	22.8	22.6	2	23.7	21.3	21.2	21.2	0	23.2
		1	37	22.6	22.8	22.4	2	23.7	21.3	21.4	21.2	0	23.2
		1	74	22.7	22.9	22.6	2	23.7	21.2	21.4	21.3	0	23.2
		36	0	21.9	22.0	22.0	3	22.7	21.0	21.1	21.1	0.5	22.7
		36	20	21.9	22.0	21.9	3	22.7	21.0	21.1	21.1	0.5	22.7
		36	39	21.9	22.1	21.9	3	22.7	21.0	21.1	21.1	0.5	22.7
		75	0	21.9	22.0	21.9	3	22.7	21.0	21.2	21.2	0.5	22.7
	256QAM	1	0	19.6	19.5	19.6	5	20.7	19.5	19.3	19.5	2.5	20.7
		1	37	19.7	19.5	19.5	5	20.7	19.5	19.4	19.5	2.5	20.7
		1	74	19.7	19.8	19.6	5	20.7	19.5	19.5	19.5	2.5	20.7
		36	0	19.8	20.0	19.9	5	20.7	19.8	19.8	19.9	2.5	20.7
		36	20	19.9	19.9	19.9	5	20.7	19.7	19.8	19.9	2.5	20.7
		36	39	19.9	20.0	19.9	5	20.7	19.7	19.8	19.9	2.5	20.7
		75	0	19.9	20.0	19.9	5	20.7	19.8	19.9	19.9	2.5	20.7

This report shall not be reproduced without the written approval of UL Verification Services Inc.

LTE Band 7 Measured Results (ANT3) (continued)

BW (MHz)	Mode	RB Allocation	RB offset	Mode A Power (dBm)					Mode B Power (dBm)				
				20800	21100	21400	MPR	Tune-up Limit	20800	21100	21400	MPR	Tune-up Limit
				2505 MHz	2535 MHz	2565 MHz			2505 MHz	2535 MHz	2565 MHz		
10	QPSK	1	0	24.2	24.3	24.3	0	25.7	21.2	21.2	21.3	0	23.2
		1	25	24.3	24.3	24.3	0	25.7	21.2	21.2	21.3	0	23.2
		1	49	24.3	24.4	24.3	0	25.7	21.2	21.2	21.3	0	23.2
		25	0	24.0	24.1	24.1	1	24.7	21.2	21.3	21.3	0	23.2
		25	12	24.0	24.1	24.1	1	24.7	21.2	21.3	21.3	0	23.2
		25	25	24.0	24.1	24.1	1	24.7	21.2	21.3	21.3	0	23.2
		50	0	24.1	24.2	24.1	1	24.7	21.3	21.4	21.4	0	23.2
	16QAM	1	0	23.7	23.8	23.9	1	24.7	21.5	21.5	21.6	0	23.2
		1	25	23.8	23.8	23.9	1	24.7	21.4	21.6	21.7	0	23.2
		1	49	23.8	23.9	23.9	1	24.7	21.4	21.5	21.6	0	23.2
		25	0	22.9	23.0	23.0	2	23.7	21.2	21.3	21.3	0	23.2
		25	12	22.9	23.0	23.0	2	23.7	21.2	21.2	21.3	0	23.2
		25	25	22.9	23.0	23.0	2	23.7	21.2	21.3	21.2	0	23.2
		50	0	23.0	23.1	23.0	2	23.7	21.2	21.3	21.3	0	23.2
	64QAM	1	0	22.5	22.7	22.7	2	23.7	21.3	21.4	21.5	0	23.2
		1	25	22.6	22.6	22.6	2	23.7	21.3	21.3	21.4	0	23.2
		1	49	22.6	22.8	22.8	2	23.7	21.3	21.4	21.5	0	23.2
		25	0	21.9	22.0	22.0	3	22.7	21.1	21.2	21.2	0.5	22.7
		25	12	22.0	22.0	22.0	3	22.7	21.1	21.1	21.2	0.5	22.7
		25	25	22.0	22.0	22.0	3	22.7	21.1	21.2	21.1	0.5	22.7
		50	0	22.0	22.1	22.0	3	22.7	21.1	21.2	21.2	0.5	22.7
	256QAM	1	0	19.6	19.7	19.6	5	20.7	19.5	19.6	19.7	2.5	20.7
		1	25	19.7	19.6	19.6	5	20.7	19.6	19.6	19.6	2.5	20.7
		1	49	19.6	19.8	19.7	5	20.7	19.5	19.6	19.6	2.5	20.7
		25	0	19.9	20.0	19.9	5	20.7	19.8	20.0	20.0	2.5	20.7
		25	12	19.9	20.0	19.9	5	20.7	19.8	20.0	19.9	2.5	20.7
		25	25	19.9	20.0	19.9	5	20.7	19.8	20.0	19.9	2.5	20.7
		50	0	20.0	20.0	20.0	5	20.7	19.9	20.0	20.0	2.5	20.7

BW (MHz)	Mode	RB Allocation	RB offset	Mode A Power (dBm)					Mode B Power (dBm)				
				20775	21100	21425	MPR	Tune-up Limit	20775	21100	21425	MPR	Tune-up Limit
				2502.5 MHz	2535 MHz	2567.5 MHz			2502.5 MHz	2535 MHz	2567.5 MHz		
5	QPSK	1	0	24.2	24.4	24.4	0	25.7	21.2	21.4	21.3	0	23.2
		1	12	24.1	24.3	24.3	0	25.7	21.2	21.3	21.3	0	23.2
		1	24	24.2	24.3	24.3	0	25.7	21.2	21.4	21.4	0	23.2
		12	0	23.9	24.1	24.0	1	24.7	21.2	21.3	21.3	0	23.2
		12	7	23.9	24.1	24.0	1	24.7	21.2	21.3	21.3	0	23.2
		12	13	23.9	24.1	24.0	1	24.7	21.2	21.3	21.3	0	23.2
		25	0	24.0	24.1	24.0	1	24.7	21.2	21.3	21.3	0	23.2
	16QAM	1	0	23.8	23.9	23.8	1	24.7	21.6	21.6	21.7	0	23.2
		1	12	23.9	23.8	23.9	1	24.7	21.6	21.5	21.6	0	23.2
		1	24	23.9	23.8	23.9	1	24.7	21.6	21.6	21.7	0	23.2
		12	0	22.9	23.0	23.0	2	23.7	21.2	21.3	21.2	0	23.2
		12	7	22.9	23.0	23.0	2	23.7	21.2	21.2	21.3	0	23.2
		12	13	22.9	23.0	23.0	2	23.7	21.2	21.3	21.2	0	23.2
		25	0	22.9	23.0	22.9	2	23.7	21.2	21.2	21.2	0	23.2
	64QAM	1	0	22.6	22.6	22.7	2	23.7	21.4	21.5	21.4	0	23.2
		1	12	22.6	22.7	22.7	2	23.7	21.3	21.3	21.4	0	23.2
		1	24	22.6	22.7	22.9	2	23.7	21.5	21.5	21.4	0	23.2
		12	0	21.9	22.0	21.9	3	22.7	21.1	21.2	21.1	0.5	22.7
		12	7	21.8	21.9	21.9	3	22.7	21.1	21.1	21.1	0.5	22.7
		12	13	21.8	22.0	21.9	3	22.7	21.1	21.1	21.1	0.5	22.7
		25	0	21.9	21.9	21.9	3	22.7	21.1	21.1	21.1	0.5	22.7
	256QAM	1	0	19.5	19.6	19.6	5	20.7	19.6	19.7	19.6	2.5	20.7
		1	12	19.5	19.6	19.7	5	20.7	19.5	19.6	19.6	2.5	20.7
		1	24	19.6	19.7	19.7	5	20.7	19.5	19.7	19.6	2.5	20.7
		12	0	19.8	19.9	19.9	5	20.7	19.8	19.9	19.8	2.5	20.7
		12	7	19.8	20.0	19.9	5	20.7	19.8	19.9	19.8	2.5	20.7
		12	13	19.8	19.9	19.9	5	20.7	19.8	19.9	19.8	2.5	20.7
		25	0	19.8	19.9	19.9	5	20.7	19.8	19.9	19.8	2.5	20.7

This report shall not be reproduced without the written approval of UL Verification Services Inc.

LTE Band 7 Measured Results (ANT4)

BW (MHz)	Mode	RB Allocation	RB Offset	Mode A Power (dBm)					Mode B Power (dBm)				
				20850	21100	21350	MPR	Tune-up Limit	20850	21100	21350	MPR	Tune-up Limit
				2510 MHz	2535 MHz	2560 MHz			2510 MHz	2535 MHz	2560 MHz		
20	QPSK	1	0	16.6	16.7	16.6	0	18.4	18.2	18.1	17.9	0	19.6
		1	49	16.6	16.9	16.6	0	18.4	18.2	18.2	18.0	0	19.6
		1	99	16.6	16.7	16.5	0	18.4	18.2	17.9	17.8	0	19.6
		50	0	16.7	16.9	16.7	0	18.4	18.0	18.1	18.1	0	19.6
		50	24	16.6	16.9	16.7	0	18.4	17.9	18.2	18.0	0	19.6
		50	50	16.8	16.9	16.7	0	18.4	18.2	18.1	18.0	0	19.6
		100	0	16.7	17.0	16.8	0	18.4	18.0	18.4	18.1	0	19.6
	16QAM	1	0	17.1	17.4	17.2	0	18.4	18.2	18.3	18.3	0	19.6
		1	49	17.1	17.5	17.2	0	18.4	18.3	18.5	18.4	0	19.6
		1	99	17.2	17.3	17.1	0	18.4	18.3	18.3	18.3	0	19.6
		50	0	17.0	17.1	17.0	0	18.4	18.0	18.1	18.0	0	19.6
		50	24	16.9	17.1	17.0	0	18.4	17.9	18.1	18.0	0	19.6
		50	50	17.1	17.1	17.0	0	18.4	18.1	18.1	18.0	0	19.6
		100	0	17.0	17.2	17.1	0	18.4	18.0	18.2	18.1	0	19.6
	64QAM	1	0	16.8	16.8	16.8	0	18.4	18.2	18.4	18.0	0	19.6
		1	49	16.8	17.0	17.0	0	18.4	18.2	18.5	18.2	0	19.6
		1	99	16.7	16.8	17.0	0	18.4	18.2	18.4	18.1	0	19.6
		50	0	16.6	16.7	16.7	0	18.4	18.0	18.1	18.0	0	19.6
		50	24	16.5	16.8	16.7	0	18.4	18.0	18.2	18.0	0	19.6
		50	50	16.7	16.7	16.7	0	18.4	18.1	18.1	18.0	0	19.6
		100	0	16.6	16.8	16.7	0	18.4	18.0	18.2	18.1	0	19.6
	256QAM	1	0	16.6	17.0	16.8	0	18.4	18.1	18.3	18.1	0	19.6
		1	49	16.7	17.0	16.9	0	18.4	18.1	18.4	18.3	0	19.6
		1	99	16.8	16.9	16.7	0	18.4	18.2	18.3	18.2	0	19.6
		50	0	16.6	16.7	16.6	0	18.4	18.0	18.1	18.0	0	19.6
		50	24	16.5	16.8	16.6	0	18.4	17.9	18.2	18.0	0	19.6
		50	50	16.7	16.7	16.7	0	18.4	18.1	18.1	18.0	0	19.6
		100	0	16.6	16.8	16.7	0	18.4	18.1	18.2	18.1	0	19.6

BW (MHz)	Mode	RB Allocation	RB offset	Mode A Power (dBm)					Mode B Power (dBm)				
				20825	21100	21375	MPR	Tune-up Limit	20825	21100	21375	MPR	Tune-up Limit
				2507.5 MHz	2535 MHz	2562.5 MHz			2507.5 MHz	2535 MHz	2562.5 MHz		
15	QPSK	1	0	17.0	17.0	17.0	0	18.4	17.9	17.9	17.8	0	19.6
		1	37	17.0	17.1	17.1	0	18.4	17.9	18.0	17.8	0	19.6
		1	74	17.1	17.1	17.1	0	18.4	18.0	17.9	17.8	0	19.6
		36	0	17.0	17.1	17.0	0	18.4	17.9	17.9	17.8	0	19.6
		36	20	17.0	17.2	17.0	0	18.4	17.9	18.0	17.8	0	19.6
		36	39	17.0	17.2	17.0	0	18.4	17.8	18.0	17.8	0	19.6
		75	0	17.1	17.2	17.1	0	18.4	17.9	18.0	17.8	0	19.6
	16QAM	1	0	17.3	17.2	17.3	0	18.4	18.0	18.2	18.1	0	19.6
		1	37	17.3	17.3	17.3	0	18.4	18.1	18.2	18.3	0	19.6
		1	74	17.4	17.3	17.2	0	18.4	18.2	18.2	18.1	0	19.6
		36	0	17.0	17.1	17.1	0	18.4	17.8	17.9	17.8	0	19.6
		36	20	17.0	17.1	17.0	0	18.4	17.8	17.9	17.8	0	19.6
		36	39	16.9	17.1	17.1	0	18.4	17.8	17.9	17.8	0	19.6
		75	0	17.0	17.2	17.1	0	18.4	17.8	18.0	17.8	0	19.6
	64QAM	1	0	16.9	17.0	16.8	0	18.4	18.1	18.1	18.2	0	19.6
		1	37	16.9	17.0	16.9	0	18.4	18.1	18.0	18.2	0	19.6
		1	74	17.0	17.1	16.9	0	18.4	18.3	18.2	18.1	0	19.6
		36	0	16.6	16.7	16.7	0	18.4	17.9	17.9	17.8	0	19.6
		36	20	16.6	16.8	16.7	0	18.4	17.8	18.0	17.8	0	19.6
		36	39	16.6	16.8	16.7	0	18.4	17.8	17.9	17.8	0	19.6
		75	0	16.6	16.8	16.7	0	18.4	17.8	18.0	17.8	0	19.6
	256QAM	1	0	16.9	16.8	16.9	0	18.4	18.1	18.2	17.9	0	19.6
		1	37	16.8	16.9	16.9	0	18.4	17.9	18.1	18.0	0	19.6
		1	74	17.1	16.9	16.9	0	18.4	18.3	18.2	18.1	0	19.6
		36	0	16.6	16.7	16.7	0	18.4	17.8	17.9	17.8	0	19.6
		36	20	16.7	16.8	16.7	0	18.4	17.9	18.0	17.8	0	19.6
		36	39	16.6	16.8	16.7	0	18.4	17.8	17.9	17.8	0	19.6
		75	0	16.6	16.8	16.7	0	18.4	17.8	18.0	17.9	0	19.6

This report shall not be reproduced without the written approval of UL Verification Services Inc.

LTE Band 7 Measured Results (ANT4) (continued)

BW (MHz)	Mode	RB Allocation	RB offset	Mode A Power (dBm)					Mode B Power (dBm)				
				20800	21100	21400	MPR	Tune-up Limit	20800	21100	21400	MPR	Tune-up Limit
				2505 MHz	2535 MHz	2565 MHz			2505 MHz	2535 MHz	2565 MHz		
10	QPSK	1	0	17.1	17.1	17.1	0	18.4	17.9	18.1	18.0	0	19.6
		1	25	17.1	17.2	17.1	0	18.4	18.0	18.1	18.0	0	19.6
		1	49	17.0	17.2	17.0	0	18.4	17.9	18.1	18.0	0	19.6
		25	0	17.1	17.2	17.1	0	18.4	18.0	18.1	18.0	0	19.6
		25	12	17.1	17.2	17.1	0	18.4	18.0	18.1	18.0	0	19.6
		25	25	17.1	17.2	17.1	0	18.4	18.0	18.1	18.0	0	19.6
		50	0	17.1	17.3	17.2	0	18.4	18.1	18.2	18.0	0	19.6
	16QAM	1	0	17.3	17.4	17.4	0	18.4	18.3	18.3	18.2	0	19.6
		1	25	17.3	17.5	17.3	0	18.4	18.4	18.4	18.3	0	19.6
		1	49	17.2	17.5	17.4	0	18.4	18.2	18.3	18.3	0	19.6
		25	0	17.1	17.2	17.1	0	18.4	17.9	18.1	17.9	0	19.6
		25	12	17.1	17.2	17.1	0	18.4	17.9	18.1	17.9	0	19.6
		25	25	17.1	17.2	17.1	0	18.4	17.9	18.0	17.9	0	19.6
		50	0	17.1	17.3	17.1	0	18.4	18.0	18.1	18.0	0	19.6
	64QAM	1	0	17.0	16.9	16.9	0	18.4	18.2	18.1	18.2	0	19.6
		1	25	17.0	17.0	16.9	0	18.4	18.1	18.2	18.1	0	19.6
		1	49	17.0	17.0	17.0	0	18.4	18.0	18.2	18.2	0	19.6
		25	0	16.7	16.8	16.7	0	18.4	17.9	18.1	17.9	0	19.6
		25	12	16.7	16.8	16.7	0	18.4	17.9	18.0	17.9	0	19.6
		25	25	16.7	16.8	16.7	0	18.4	17.9	18.0	17.9	0	19.6
		50	0	16.8	16.9	16.8	0	18.4	18.0	18.1	17.9	0	19.6
	256QAM	1	0	17.0	17.0	16.9	0	18.4	18.2	18.2	18.1	0	19.6
		1	25	16.9	17.0	16.9	0	18.4	18.1	18.2	18.1	0	19.6
		1	49	16.9	17.0	16.9	0	18.4	18.1	18.2	18.1	0	19.6
		25	0	16.7	16.8	16.7	0	18.4	17.9	18.0	17.9	0	19.6
		25	12	16.7	16.8	16.7	0	18.4	17.9	18.0	17.9	0	19.6
		25	25	16.7	16.8	16.7	0	18.4	17.9	18.0	17.9	0	19.6
		50	0	16.8	16.9	16.8	0	18.4	18.0	18.1	17.9	0	19.6

BW (MHz)	Mode	RB Allocation	RB offset	Mode A Power (dBm)					Mode B Power (dBm)				
				20775	21100	21425	MPR	Tune-up Limit	20775	21100	21425	MPR	Tune-up Limit
				2502.5 MHz	2535 MHz	2567.5 MHz			2502.5 MHz	2535 MHz	2567.5 MHz		
5	QPSK	1	0	17.2	17.2	17.2	0	18.4	18.0	18.1	18.0	0	19.6
		1	12	17.2	17.3	17.2	0	18.4	18.0	18.1	18.0	0	19.6
		1	24	17.2	17.3	17.2	0	18.4	18.0	18.1	18.0	0	19.6
		12	0	17.2	17.2	17.1	0	18.4	17.9	18.1	17.9	0	19.6
		12	7	17.2	17.2	17.1	0	18.4	17.9	18.1	17.9	0	19.6
		12	13	17.2	17.2	17.2	0	18.4	17.9	18.1	17.9	0	19.6
		25	0	17.3	17.3	17.2	0	18.4	18.0	18.1	17.9	0	19.6
	16QAM	1	0	17.4	17.4	17.4	0	18.4	18.3	18.5	18.3	0	19.6
		1	12	17.4	17.5	17.5	0	18.4	18.3	18.4	18.4	0	19.6
		1	24	17.5	17.5	17.4	0	18.4	18.3	18.5	18.4	0	19.6
		12	0	17.2	17.2	17.2	0	18.4	17.9	18.1	17.9	0	19.6
		12	7	17.2	17.2	17.1	0	18.4	17.9	18.1	17.9	0	19.6
		12	13	17.3	17.3	17.2	0	18.4	17.9	18.0	17.9	0	19.6
		25	0	17.3	17.3	17.2	0	18.4	17.9	18.0	17.9	0	19.6
	64QAM	1	0	16.8	16.9	16.8	0	18.4	18.2	18.4	18.3	0	19.6
		1	12	17.0	17.0	17.0	0	18.4	18.2	18.3	18.2	0	19.6
		1	24	17.0	17.0	17.1	0	18.4	18.2	18.4	18.2	0	19.6
		12	0	16.7	16.8	16.8	0	18.4	17.9	18.0	17.9	0	19.6
		12	7	16.7	16.8	16.8	0	18.4	17.9	18.0	17.9	0	19.6
		12	13	16.8	16.8	16.9	0	18.4	17.9	18.1	17.9	0	19.6
		25	0	16.8	16.8	16.9	0	18.4	17.9	18.0	17.9	0	19.6
	256QAM	1	0	17.0	17.0	17.0	0	18.4	18.1	18.3	18.1	0	19.6
		1	12	17.0	17.0	17.0	0	18.4	18.0	18.2	18.1	0	19.6
		1	24	17.0	17.0	17.0	0	18.4	18.1	18.3	18.1	0	19.6
		12	0	16.7	16.7	16.8	0	18.4	17.9	18.0	17.9	0	19.6
		12	7	16.8	16.8	16.8	0	18.4	17.9	18.0	17.9	0	19.6
		12	13	16.8	16.8	16.8	0	18.4	17.9	18.0	17.9	0	19.6
		25	0	16.8	16.8	16.9	0	18.4	17.9	18.0	17.9	0	19.6

This report shall not be reproduced without the written approval of UL Verification Services Inc.

LTE Band 12 Measured Results (ANT1)

BW (MHz)	Mode	RB Allocation	RB Offset	Mode A Power (dBm)					Mode B Power (dBm)				
					23095		MPR	Tune-up Limit		23095		MPR	Tune-up Limit
					707.5 MHz					707.5 MHz			
10	QPSK	1	0		24.2		0	25.7		24.2		0	25.7
		1	25		24.1		0	25.7		24.1		0	25.7
		1	49		24.2		0	25.7		24.2		0	25.7
		25	0		24.0		1	24.7		24.0		1	24.7
		25	12		24.0		1	24.7		24.0		1	24.7
		25	25		24.0		1	24.7		24.0		1	24.7
		50	0		24.0		1	24.7		24.0		1	24.7
	16QAM	1	0		24.2		1	24.7		24.2		1	24.7
		1	25		24.0		1	24.7		24.0		1	24.7
		1	49		24.2		1	24.7		24.2		1	24.7
		25	0		23.6		2	23.7		23.6		2	23.7
		25	12		23.6		2	23.7		23.6		2	23.7
		25	25		23.6		2	23.7		23.6		2	23.7
		50	0		23.6		2	23.7		23.6		2	23.7
	64QAM	1	0		23.5		2	23.7		23.5		2	23.7
		1	25		23.3		2	23.7		23.3		2	23.7
		1	49		23.4		2	23.7		23.4		2	23.7
		25	0		22.6		3	22.7		22.6		3	22.7
		25	12		22.6		3	22.7		22.6		3	22.7
		25	25		22.6		3	22.7		22.6		3	22.7
		50	0		22.6		3	22.7		22.6		3	22.7
	256QAM	1	0		20.2		5	20.7		20.2		5	20.7
		1	25		20.0		5	20.7		20.0		5	20.7
		1	49		20.1		5	20.7		20.1		5	20.7
		25	0		20.4		5	20.7		20.4		5	20.7
		25	12		20.4		5	20.7		20.4		5	20.7
		25	25		20.4		5	20.7		20.4		5	20.7
		50	0		20.5		5	20.7		20.5		5	20.7

BW (MHz)	Mode	RB Allocation	RB offset	Mode A Power (dBm)					Mode B Power (dBm)				
				23035	23095	23155	MPR	Tune-up Limit	23035	23095	23155	MPR	Tune-up Limit
				701.5 MHz	707.5 MHz	713.5 MHz			701.5 MHz	707.5 MHz	713.5 MHz		
5	QPSK	1	0	23.9	23.9	23.9	0	25.7	23.9	23.9	23.9	0	25.7
		1	12	23.9	23.8	23.8	0	25.7	23.9	23.8	23.8	0	25.7
		1	24	23.9	23.9	23.8	0	25.7	23.9	23.9	23.8	0	25.7
		12	0	23.9	23.8	23.8	1	24.7	23.9	23.8	23.8	1	24.7
		12	7	23.8	23.8	23.8	1	24.7	23.8	23.8	23.8	1	24.7
		12	13	23.9	23.8	23.8	1	24.7	23.9	23.8	23.8	1	24.7
		25	0	23.9	23.8	23.9	1	24.7	23.9	23.8	23.9	1	24.7
	16QAM	1	0	24.4	24.1	24.2	1	24.7	24.4	24.1	24.2	1	24.7
		1	12	24.2	24.0	24.3	1	24.7	24.2	24.0	24.3	1	24.7
		1	24	24.4	24.2	24.2	1	24.7	24.4	24.2	24.2	1	24.7
		12	0	23.7	23.6	23.6	2	23.7	23.7	23.6	23.6	2	23.7
		12	7	23.6	23.5	23.6	2	23.7	23.6	23.5	23.6	2	23.7
		12	13	23.7	23.5	23.6	2	23.7	23.7	23.5	23.6	2	23.7
		25	0	23.6	23.5	23.7	2	23.7	23.6	23.5	23.7	2	23.7
	64QAM	1	0	23.6	23.4	23.5	2	23.7	23.6	23.4	23.5	2	23.7
		1	12	23.5	23.3	23.5	2	23.7	23.5	23.3	23.5	2	23.7
		1	24	23.5	23.5	23.4	2	23.7	23.5	23.5	23.4	2	23.7
		12	0	22.7	22.6	22.7	3	22.7	22.7	22.6	22.7	3	22.7
		12	7	22.6	22.6	22.7	3	22.7	22.6	22.6	22.7	3	22.7
		12	13	22.6	22.5	22.7	3	22.7	22.6	22.5	22.7	3	22.7
		25	0	22.6	22.6	22.7	3	22.7	22.6	22.6	22.7	3	22.7
	256QAM	1	0	20.3	20.0	20.2	5	20.7	20.3	20.0	20.2	5	20.7
		1	12	20.2	19.9	20.3	5	20.7	20.2	19.9	20.3	5	20.7
		1	24	20.2	20.0	20.0	5	20.7	20.2	20.0	20.0	5	20.7
		12	0	20.5	20.3	20.4	5	20.7	20.5	20.3	20.4	5	20.7
		12	7	20.5	20.3	20.5	5	20.7	20.5	20.3	20.5	5	20.7
		12	13	20.5	20.3	20.4	5	20.7	20.5	20.3	20.4	5	20.7
		25	0	20.5	20.4	20.5	5	20.7	20.5	20.4	20.5	5	20.7

This report shall not be reproduced without the written approval of UL Verification Services Inc.

LTE Band 12 Measured Results (ANT1) (continued)

BW (MHz)	Mode	RB Allocation	RB offset	Mode A Power (dBm)					Mode B Power (dBm)				
				23025	23095	23165	MPR	Tune-up Limit	23025	23095	23165	MPR	Tune-up Limit
				700.5 MHz	707.5 MHz	714.5 MHz			700.5 MHz	707.5 MHz	714.5 MHz		
3	QPSK	1	0	23.8	23.7	23.7	0	25.7	23.8	23.7	23.7	0	25.7
		1	8	24.0	23.9	23.9	0	25.7	24.0	23.9	23.9	0	25.7
		1	14	23.8	23.7	23.7	0	25.7	23.8	23.7	23.7	0	25.7
		8	0	23.9	23.8	23.8	1	24.7	23.9	23.8	23.8	1	24.7
		8	4	23.9	23.8	23.9	1	24.7	23.9	23.8	23.9	1	24.7
		8	7	23.9	23.8	23.9	1	24.7	23.9	23.8	23.9	1	24.7
		15	0	23.9	23.8	23.8	1	24.7	23.9	23.8	23.8	1	24.7
	16QAM	1	0	24.0	23.8	23.9	1	24.7	24.0	23.8	23.9	1	24.7
		1	8	24.1	24.0	24.1	1	24.7	24.1	24.0	24.1	1	24.7
		1	14	23.9	23.7	23.7	1	24.7	23.9	23.7	23.7	1	24.7
		8	0	23.6	23.5	23.6	2	23.7	23.6	23.5	23.6	2	23.7
		8	4	23.6	23.5	23.6	2	23.7	23.6	23.5	23.6	2	23.7
		8	7	23.6	23.5	23.6	2	23.7	23.6	23.5	23.6	2	23.7
		15	0	23.6	23.5	23.5	2	23.7	23.6	23.5	23.5	2	23.7
	64QAM	1	0	23.3	22.9	23.2	2	23.7	23.3	22.9	23.2	2	23.7
		1	8	23.5	23.2	23.3	2	23.7	23.5	23.2	23.3	2	23.7
		1	14	23.2	23.0	23.0	2	23.7	23.2	23.0	23.0	2	23.7
		8	0	22.6	22.5	22.6	3	22.7	22.6	22.5	22.6	3	22.7
		8	4	22.7	22.5	22.7	3	22.7	22.7	22.5	22.7	3	22.7
		8	7	22.6	22.5	22.6	3	22.7	22.6	22.5	22.6	3	22.7
		15	0	22.6	22.4	22.6	3	22.7	22.6	22.4	22.6	3	22.7
	256QAM	1	0	20.7	20.3	20.4	5	20.7	20.7	20.3	20.4	5	20.7
		1	8	20.4	20.4	20.5	5	20.7	20.4	20.4	20.5	5	20.7
		1	14	20.2	20.2	20.2	5	20.7	20.2	20.2	20.2	5	20.7
		8	0	20.7	20.7	20.7	5	20.7	20.7	20.7	20.7	5	20.7
		8	4	20.7	20.7	20.7	5	20.7	20.7	20.7	20.7	5	20.7
		8	7	20.7	20.7	20.7	5	20.7	20.7	20.7	20.7	5	20.7
		15	0	20.7	20.7	20.7	5	20.7	20.7	20.7	20.7	5	20.7

BW (MHz)	Mode	RB Allocation	RB offset	Mode A Power (dBm)					Mode B Power (dBm)				
				23017	23095	23173	MPR	Tune-up Limit	23017	23095	23173	MPR	Tune-up Limit
				699.7 MHz	707.5 MHz	715.3 MHz			699.7 MHz	707.5 MHz	715.3 MHz		
1.4	QPSK	1	0	23.7	23.7	23.8	0	25.7	23.7	23.7	23.8	0	25.7
		1	3	23.9	23.8	24.0	0	25.7	23.9	23.8	24.0	0	25.7
		1	5	23.7	23.7	23.8	0	25.7	23.7	23.7	23.8	0	25.7
		3	0	23.7	23.7	23.9	0	25.7	23.7	23.7	23.9	0	25.7
		3	1	23.7	23.8	23.9	0	25.7	23.7	23.8	23.9	0	25.7
		3	3	23.7	23.8	23.9	0	25.7	23.7	23.8	23.9	0	25.7
		6	0	23.7	23.7	23.9	1	24.7	23.7	23.7	23.9	1	24.7
	16QAM	1	0	23.7	23.8	24.0	1	24.7	23.7	23.8	24.0	1	24.7
		1	3	24.0	23.9	24.1	1	24.7	24.0	23.9	24.1	1	24.7
		1	5	23.7	23.8	24.0	1	24.7	23.7	23.8	24.0	1	24.7
		3	0	23.8	23.8	23.9	1	24.7	23.8	23.8	23.9	1	24.7
		3	1	23.8	23.9	23.9	1	24.7	23.8	23.9	23.9	1	24.7
		3	3	23.8	23.9	23.9	1	24.7	23.8	23.9	23.9	1	24.7
		6	0	23.4	23.5	23.6	2	23.7	23.4	23.5	23.6	2	23.7
	64QAM	1	0	23.4	23.4	23.4	2	23.7	23.4	23.4	23.4	2	23.7
		1	3	23.4	23.4	23.4	2	23.7	23.4	23.4	23.4	2	23.7
		1	5	23.4	23.4	23.4	2	23.7	23.4	23.4	23.4	2	23.7
		3	0	23.7	23.7	23.7	2	23.7	23.7	23.7	23.7	2	23.7
		3	1	23.7	23.7	23.7	2	23.7	23.7	23.7	23.7	2	23.7
		3	3	23.7	23.7	23.7	2	23.7	23.7	23.7	23.7	2	23.7
		6	0	22.7	22.7	22.7	3	22.7	22.7	22.7	22.7	3	22.7
	256QAM	1	0	20.7	20.3	20.4	5	20.7	20.7	20.3	20.4	5	20.7
		1	3	20.3	20.3	20.3	5	20.7	20.3	20.3	20.3	5	20.7
		1	5	20.3	20.3	20.4	5	20.7	20.3	20.3	20.4	5	20.7
		3	0	20.7	20.7	20.7	5	20.7	20.7	20.7	20.7	5	20.7
		3	1	20.7	20.7	20.7	5	20.7	20.7	20.7	20.7	5	20.7
		3	3	20.7	20.7	20.7	5	20.7	20.7	20.7	20.7	5	20.7
		6	0	20.7	20.7	20.7	5	20.7	20.7	20.7	20.7	5	20.7

This report shall not be reproduced without the written approval of UL Verification Services Inc.

LTE Band 12 Measured Results (ANT2)

BW (MHz)	Mode	RB Allocation	RB Offset	Mode A Power (dBm)					Mode B Power (dBm)				
					23095		MPR	Tune-up Limit		23095		MPR	Tune-up Limit
					707.5 MHz					707.5 MHz			
10	QPSK	1	0		24.1		0	25.7		24.1		0	25.7
		1	25		24.2		0	25.7		24.2		0	25.7
		1	49		24.1		0	25.7		24.1		0	25.7
		25	0		24.2		1	24.7		24.2		1	24.7
		25	12		24.2		1	24.7		24.2		1	24.7
		25	25		24.2		1	24.7		24.2		1	24.7
		50	0		24.3		1	24.7		24.3		1	24.7
	16QAM	1	0		23.3		1	24.7		23.3		1	23.3
		1	25		23.2		1	24.7		23.2		1	23.2
		1	49		23.2		1	24.7		23.2		1	23.2
		25	0		23.0		2	23.7		23.0		2	23.0
		25	12		23.1		2	23.7		23.1		2	23.1
		25	25		23.1		2	23.7		23.1		2	23.1
		50	0		23.2		2	23.7		23.2		2	23.2
	64QAM	1	0		22.4		2	23.7		22.4		2	23.7
		1	25		22.5		2	23.7		22.5		2	23.7
		1	49		22.3		2	23.7		22.3		2	23.7
		25	0		22.1		3	22.7		22.1		3	22.7
		25	12		22.2		3	22.7		22.2		3	22.7
		25	25		22.2		3	22.7		22.2		3	22.7
		50	0		22.3		3	22.7		22.3		3	22.7
	256QAM	1	0		20.6		5	20.7		20.6		5	20.7
		1	25		20.6		5	20.7		20.6		5	20.7
		1	49		20.5		5	20.7		20.5		5	20.7
		25	0		20.7		5	20.7		20.7		5	20.7
		25	12		20.7		5	20.7		20.7		5	20.7
		25	25		20.7		5	20.7		20.7		5	20.7
		50	0		20.7		5	20.7		20.7		5	20.7

BW (MHz)	Mode	RB Allocation	RB offset	Mode A Power (dBm)					Mode B Power (dBm)				
				23035	23095	23155	MPR	Tune-up Limit	23035	23095	23155	MPR	Tune-up Limit
				701.5 MHz	707.5 MHz	713.5 MHz			701.5 MHz	707.5 MHz	713.5 MHz		
5	QPSK	1	0	24.1	24.3	24.2	0	25.7	24.1	24.3	24.2	0	25.7
		1	12	24.2	24.3	24.2	0	25.7	24.2	24.3	24.2	0	25.7
		1	24	24.2	24.3	24.1	0	25.7	24.2	24.3	24.1	0	25.7
		12	0	24.1	24.1	24.1	1	24.7	24.1	24.1	24.1	1	24.7
		12	7	24.1	24.2	24.1	1	24.7	24.1	24.2	24.1	1	24.7
		12	13	24.2	24.2	24.1	1	24.7	24.2	24.2	24.1	1	24.7
		25	0	24.2	24.3	24.1	1	24.7	24.2	24.3	24.1	1	24.7
	16QAM	1	0	23.4	23.3	23.5	1	24.7	23.4	23.3	23.5	1	24.7
		1	12	23.5	23.4	23.4	1	24.7	23.5	23.4	23.4	1	24.7
		1	24	23.5	23.3	23.4	1	24.7	23.5	23.3	23.4	1	24.7
		12	0	23.0	23.2	23.2	2	23.7	23.0	23.2	23.2	2	23.7
		12	7	23.0	23.3	23.1	2	23.7	23.0	23.3	23.1	2	23.7
		12	13	23.0	23.2	23.1	2	23.7	23.0	23.2	23.1	2	23.7
		25	0	23.1	23.3	23.1	2	23.7	23.1	23.3	23.1	2	23.7
	64QAM	1	0	22.5	22.7	22.7	2	23.7	22.5	22.7	22.7	2	23.7
		1	12	22.7	22.7	22.6	2	23.7	22.7	22.7	22.6	2	23.7
		1	24	22.7	22.6	22.6	2	23.7	22.7	22.6	22.6	2	23.7
		12	0	22.2	22.2	22.2	3	22.7	22.2	22.2	22.2	3	22.7
		12	7	22.3	22.3	22.1	3	22.7	22.3	22.3	22.1	3	22.7
		12	13	22.2	22.2	22.1	3	22.7	22.2	22.2	22.1	3	22.7
		25	0	22.3	22.3	22.1	3	22.7	22.3	22.3	22.1	3	22.7
	256QAM	1	0	20.6	20.5	20.6	5	20.7	20.6	20.5	20.6	5	20.7
		1	12	20.6	20.6	20.6	5	20.7	20.6	20.6	20.6	5	20.7
		1	24	20.6	20.5	20.5	5	20.7	20.6	20.5	20.5	5	20.7
		12	0	20.7	20.7	20.7	5	20.7	20.7	20.7	20.7	5	20.7
		12	7	20.7	20.7	20.7	5	20.7	20.7	20.7	20.7	5	20.7
		12	13	20.7	20.7	20.7	5	20.7	20.7	20.7	20.7	5	20.7
		25	0	20.7	20.7	20.7	5	20.7	20.7	20.7	20.7	5	20.7

This report shall not be reproduced without the written approval of UL Verification Services Inc.

LTE Band 12 Measured Results (ANT2) (continued)

BW (MHz)	Mode	RB Allocation	RB offset	Mode A Power (dBm)					Mode B Power (dBm)				
				23025	23095	23165	MPR	Tune-up Limit	23025	23095	23165	MPR	Tune-up Limit
				700.5 MHz	707.5 MHz	714.5 MHz			700.5 MHz	707.5 MHz	714.5 MHz		
3	QPSK	1	0	23.9	24.0	23.8	0	25.7	23.9	24.0	23.8	0	25.7
		1	8	24.1	24.1	24.0	0	25.7	24.1	24.1	24.0	0	25.7
		1	14	23.9	23.9	23.8	0	25.7	23.9	23.9	23.8	0	25.7
		8	0	24.0	24.0	23.9	1	24.7	24.0	24.0	23.9	1	24.7
		8	4	24.0	24.0	24.0	1	24.7	24.0	24.0	24.0	1	24.7
		8	7	24.0	24.0	23.9	1	24.7	24.0	24.0	23.9	1	24.7
		15	0	24.0	24.0	23.9	1	24.7	24.0	24.0	23.9	1	24.7
	16QAM	1	0	24.1	24.1	23.9	1	24.7	24.1	24.1	23.9	1	24.7
		1	8	24.3	24.2	24.2	1	24.7	24.3	24.2	24.2	1	24.7
		1	14	24.0	24.0	23.9	1	24.7	24.0	24.0	23.9	1	24.7
		8	0	23.7	23.7	23.6	2	23.7	23.7	23.7	23.6	2	23.7
		8	4	23.7	23.7	23.7	2	23.7	23.7	23.7	23.7	2	23.7
		8	7	23.7	23.7	23.7	2	23.7	23.7	23.7	23.7	2	23.7
		15	0	23.7	23.7	23.7	2	23.7	23.7	23.7	23.7	2	23.7
	64QAM	1	0	23.4	23.6	23.4	2	23.7	23.4	23.6	23.4	2	23.7
		1	8	23.7	23.7	23.6	2	23.7	23.7	23.7	23.6	2	23.7
		1	14	23.5	23.5	23.3	2	23.7	23.5	23.5	23.3	2	23.7
		8	0	22.7	22.7	22.7	3	22.7	22.7	22.7	22.7	3	22.7
		8	4	22.7	22.7	22.7	3	22.7	22.7	22.7	22.7	3	22.7
		8	7	22.7	22.7	22.7	3	22.7	22.7	22.7	22.7	3	22.7
		15	0	22.7	22.7	22.7	3	22.7	22.7	22.7	22.7	3	22.7
	256QAM	1	0	20.4	20.4	20.4	5	20.7	20.4	20.4	20.4	5	20.7
		1	8	20.7	20.7	20.5	5	20.7	20.7	20.7	20.5	5	20.7
		1	14	20.5	20.5	20.2	5	20.7	20.5	20.5	20.2	5	20.7
		8	0	20.7	20.7	20.7	5	20.7	20.7	20.7	20.7	5	20.7
		8	4	20.7	20.7	20.7	5	20.7	20.7	20.7	20.7	5	20.7
		8	7	20.7	20.7	20.7	5	20.7	20.7	20.7	20.7	5	20.7
		15	0	20.7	20.7	20.7	5	20.7	20.7	20.7	20.7	5	20.7

BW (MHz)	Mode	RB Allocation	RB offset	Mode A Power (dBm)					Mode B Power (dBm)				
				23017	23095	23173	MPR	Tune-up Limit	23017	23095	23173	MPR	Tune-up Limit
				699.7 MHz	707.5 MHz	715.3 MHz			699.7 MHz	707.5 MHz	715.3 MHz		
1.4	QPSK	1	0	23.9	23.9	23.8	0	25.7	23.9	23.9	23.8	0	25.7
		1	3	24.0	24.1	23.9	0	25.7	24.0	24.1	23.9	0	25.7
		1	5	23.8	23.9	23.8	0	25.7	23.8	23.9	23.8	0	25.7
		3	0	23.9	23.9	23.8	0	25.7	23.9	23.9	23.8	0	25.7
		3	1	24.0	24.0	23.8	0	25.7	24.0	24.0	23.8	0	25.7
		3	3	24.0	24.0	23.8	0	25.7	24.0	24.0	23.8	0	25.7
		6	0	23.9	23.9	23.8	1	24.7	23.9	23.9	23.8	1	24.7
	16QAM	1	0	24.0	24.0	24.0	1	24.7	24.0	24.0	24.0	1	24.7
		1	3	24.2	24.2	24.1	1	24.7	24.2	24.2	24.1	1	24.7
		1	5	24.0	24.0	23.9	1	24.7	24.0	24.0	23.9	1	24.7
		3	0	24.0	24.0	23.9	1	24.7	24.0	24.0	23.9	1	24.7
		3	1	24.1	24.0	24.0	1	24.7	24.1	24.0	24.0	1	24.7
		3	3	24.0	24.0	24.0	1	24.7	24.0	24.0	24.0	1	24.7
		6	0	23.7	23.7	23.6	2	23.7	23.7	23.7	23.6	2	23.7
	64QAM	1	0	23.6	23.5	23.5	2	23.7	23.6	23.5	23.5	2	23.7
		1	3	23.7	23.6	23.6	2	23.7	23.7	23.6	23.6	2	23.7
		1	5	23.6	23.5	23.4	2	23.7	23.6	23.5	23.4	2	23.7
		3	0	23.7	23.7	23.7	2	23.7	23.7	23.7	23.7	2	23.7
		3	1	23.7	23.7	23.7	2	23.7	23.7	23.7	23.7	2	23.7
		3	3	23.7	23.7	23.7	2	23.7	23.7	23.7	23.7	2	23.7
		6	0	22.7	22.7	22.7	3	22.7	22.7	22.7	22.7	3	22.7
	256QAM	1	0	20.6	20.6	20.7	5	20.7	20.6	20.6	20.7	5	20.7
		1	3	20.6	20.7	20.7	5	20.7	20.6	20.7	20.7	5	20.7
		1	5	20.6	20.6	20.6	5	20.7	20.6	20.6	20.6	5	20.7
		3	0	20.7	20.7	20.7	5	20.7	20.7	20.7	20.7	5	20.7
		3	1	20.7	20.7	20.7	5	20.7	20.7	20.7	20.7	5	20.7
		3	3	20.7	20.7	20.7	5	20.7	20.7	20.7	20.7	5	20.7
		6	0	20.7	20.7	20.7	5	20.7	20.7	20.7	20.7	5	20.7

This report shall not be reproduced without the written approval of UL Verification Services Inc.

LTE Band 12 Measured Results (ANT3)

BW (MHz)	Mode	RB Allocation	RB Offset	Mode A Power (dBm)					Mode B Power (dBm)				
					23095		MPR	Tune-up Limit		23095		MPR	Tune-up Limit
					707.5 MHz					707.5 MHz			
10	QPSK	1	0		24.1		0	25.7		24.1		0	25.7
		1	25		24.0		0	25.7		24.0		0	25.7
		1	49		24.0		0	25.7		24.0		0	25.7
		25	0		24.0		1	24.7		24.0		1	24.7
		25	12		23.9		1	24.7		23.9		1	24.7
		25	25		24.0		1	24.7		24.0		1	24.7
		50	0		24.0		1	24.7		24.0		1	24.7
	16QAM	1	0		23.5		1	24.7		23.5		1	24.7
		1	25		23.5		1	24.7		23.5		1	24.7
		1	49		23.1		1	24.7		23.1		1	24.7
		25	0		23.0		2	23.7		23.0		2	23.7
		25	12		23.1		2	23.7		23.1		2	23.7
		25	25		23.0		2	23.7		23.0		2	23.7
		50	0		23.1		2	23.7		23.1		2	23.7
	64QAM	1	0		23.6		2	23.7		23.6		2	23.7
		1	25		23.3		2	23.7		23.3		2	23.7
		1	49		23.5		2	23.7		23.5		2	23.7
		25	0		22.7		3	22.7		22.7		3	22.7
		25	12		22.6		3	22.7		22.6		3	22.7
		25	25		22.7		3	22.7		22.7		3	22.7
		50	0		22.7		3	22.7		22.7		3	22.7
	256QAM	1	0		20.4		5	20.7		20.4		5	20.7
		1	25		20.2		5	20.7		20.2		5	20.7
		1	49		20.2		5	20.7		20.2		5	20.7
		25	0		20.7		5	20.7		20.7		5	20.7
		25	12		20.6		5	20.7		20.6		5	20.7
		25	25		20.6		5	20.7		20.6		5	20.7
		50	0		20.6		5	20.7		20.6		5	20.7

BW (MHz)	Mode	RB Allocation	RB offset	Mode A Power (dBm)					Mode B Power (dBm)				
				23035	23095	23155	MPR	Tune-up Limit	23035	23095	23155	MPR	Tune-up Limit
				701.5 MHz	707.5 MHz	713.5 MHz			701.5 MHz	707.5 MHz	713.5 MHz		
5	QPSK	1	0	24.3	24.3	24.8	0	25.7	24.3	24.3	24.8	0	25.7
		1	12	24.3	24.4	24.7	0	25.7	24.3	24.4	24.7	0	25.7
		1	24	24.3	24.4	24.7	0	25.7	24.3	24.4	24.7	0	25.7
		12	0	24.3	24.3	24.0	1	24.7	24.3	24.3	24.0	1	24.7
		12	7	24.3	24.3	23.9	1	24.7	24.3	24.3	23.9	1	24.7
		12	13	24.3	24.4	24.0	1	24.7	24.3	24.4	24.0	1	24.7
		25	0	24.3	24.4	24.0	1	24.7	24.3	24.4	24.0	1	24.7
	16QAM	1	0	24.5	24.6	24.7	1	24.7	24.5	24.6	24.7	1	24.7
		1	12	24.6	24.5	24.7	1	24.7	24.6	24.5	24.7	1	24.7
		1	24	24.7	24.4	24.7	1	24.7	24.7	24.4	24.7	1	24.7
		12	0	23.7	23.6	23.6	2	23.7	23.7	23.6	23.6	2	23.7
		12	7	23.7	23.6	23.6	2	23.7	23.7	23.6	23.6	2	23.7
		12	13	23.6	23.5	23.5	2	23.7	23.6	23.5	23.5	2	23.7
		25	0	23.7	23.6	23.5	2	23.7	23.7	23.6	23.5	2	23.7
	64QAM	1	0	23.5	22.6	22.9	2	23.7	23.5	22.6	22.9	2	23.7
		1	12	23.7	22.4	22.8	2	23.7	23.7	22.4	22.8	2	23.7
		1	24	23.6	22.5	22.7	2	23.7	23.6	22.5	22.7	2	23.7
		12	0	22.6	22.5	22.0	3	22.7	22.6	22.5	22.0	3	22.7
		12	7	22.7	21.9	22.1	3	22.7	22.7	21.9	22.1	3	22.7
		12	13	22.7	21.9	22.0	3	22.7	22.7	21.9	22.0	3	22.7
		25	0	22.7	21.9	22.1	3	22.7	22.7	21.9	22.1	3	22.7
	256QAM	1	0	20.4	19.7	20.4	5	20.7	20.4	19.7	20.4	5	20.7
		1	12	20.4	19.4	20.4	5	20.7	20.4	19.4	20.4	5	20.7
		1	24	20.5	19.6	20.4	5	20.7	20.5	19.6	20.4	5	20.7
		12	0	20.6	19.9	20.7	5	20.7	20.6	19.9	20.7	5	20.7
		12	7	20.7	19.8	20.7	5	20.7	20.7	19.8	20.7	5	20.7
		12	13	20.7	19.8	20.7	5	20.7	20.7	19.8	20.7	5	20.7
		25	0	20.7	19.8	20.7	5	20.7	20.7	19.8	20.7	5	20.7

This report shall not be reproduced without the written approval of UL Verification Services Inc.

LTE Band 12 Measured Results (ANT3) (continued)

BW (MHz)	Mode	RB Allocation	RB offset	Mode A Power (dBm)					Mode B Power (dBm)				
				23025	23095	23165	MPR	Tune-up Limit	23025	23095	23165	MPR	Tune-up Limit
				700.5 MHz	707.5 MHz	714.5 MHz			700.5 MHz	707.5 MHz	714.5 MHz		
3	QPSK	1	0	23.9	23.9	24.0	0	25.7	23.9	23.9	24.0	0	25.7
		1	8	24.1	23.9	24.1	0	25.7	24.1	23.9	24.1	0	25.7
		1	14	23.9	23.8	23.9	0	25.7	23.9	23.8	23.9	0	25.7
		8	0	23.9	24.0	24.0	1	24.7	23.9	24.0	24.0	1	24.7
		8	4	23.9	23.9	24.0	1	24.7	23.9	23.9	24.0	1	24.7
		8	7	23.9	23.9	24.0	1	24.7	23.9	23.9	24.0	1	24.7
		15	0	23.9	23.9	24.0	1	24.7	23.9	23.9	24.0	1	24.7
	16QAM	1	0	23.9	24.0	24.1	1	24.7	23.9	24.0	24.1	1	24.7
		1	8	24.2	24.1	24.3	1	24.7	24.2	24.1	24.3	1	24.7
		1	14	24.1	23.9	24.0	1	24.7	24.1	23.9	24.0	1	24.7
		8	0	23.7	23.7	23.7	2	23.7	23.7	23.7	23.7	2	23.7
		8	4	23.7	23.7	23.7	2	23.7	23.7	23.7	23.7	2	23.7
		8	7	23.7	23.7	23.7	2	23.7	23.7	23.7	23.7	2	23.7
		15	0	23.7	23.7	23.7	2	23.7	23.7	23.7	23.7	2	23.7
	64QAM	1	0	23.4	23.6	23.7	2	23.7	23.4	23.6	23.7	2	23.7
		1	8	23.7	23.5	23.6	2	23.7	23.7	23.5	23.6	2	23.7
		1	14	23.5	23.5	23.5	2	23.7	23.5	23.5	23.5	2	23.7
		8	0	22.7	22.7	22.7	3	22.7	22.7	22.7	22.7	3	22.7
		8	4	22.7	22.7	22.7	3	22.7	22.7	22.7	22.7	3	22.7
		8	7	22.7	22.7	22.7	3	22.7	22.7	22.7	22.7	3	22.7
		15	0	22.7	22.7	22.7	3	22.7	22.7	22.7	22.7	3	22.7
	256QAM	1	0	20.7	20.5	20.5	5	20.7	20.7	20.5	20.5	5	20.7
		1	8	20.6	20.5	20.6	5	20.7	20.6	20.5	20.6	5	20.7
		1	14	20.5	20.4	20.5	5	20.7	20.5	20.4	20.5	5	20.7
		8	0	20.7	20.7	20.7	5	20.7	20.7	20.7	20.7	5	20.7
		8	4	20.7	20.7	20.7	5	20.7	20.7	20.7	20.7	5	20.7
		8	7	20.7	20.7	20.7	5	20.7	20.7	20.7	20.7	5	20.7
		15	0	20.7	20.7	20.7	5	20.7	20.7	20.7	20.7	5	20.7

BW (MHz)	Mode	RB Allocation	RB offset	Mode A Power (dBm)					Mode B Power (dBm)				
				23017	23095	23173	MPR	Tune-up Limit	23017	23095	23173	MPR	Tune-up Limit
				699.7 MHz	707.5 MHz	715.3 MHz			699.7 MHz	707.5 MHz	715.3 MHz		
1.4	QPSK	1	0	23.8	23.8	23.9	0	25.7	23.8	23.8	23.9	0	25.7
		1	3	24.0	24.0	24.1	0	25.7	24.0	24.0	24.1	0	25.7
		1	5	23.8	23.8	23.8	0	25.7	23.8	23.8	23.8	0	25.7
		3	0	23.8	23.8	23.9	0	25.7	23.8	23.8	23.9	0	25.7
		3	1	23.9	23.9	24.0	0	25.7	23.9	23.9	24.0	0	25.7
		3	3	23.9	23.9	24.0	0	25.7	23.9	23.9	24.0	0	25.7
		6	0	23.8	23.8	23.9	1	24.7	23.8	23.8	23.9	1	24.7
	16QAM	1	0	23.9	23.9	24.0	1	24.7	23.9	23.9	24.0	1	24.7
		1	3	24.1	24.1	24.2	1	24.7	24.1	24.1	24.2	1	24.7
		1	5	23.9	23.8	24.0	1	24.7	23.9	23.8	24.0	1	24.7
		3	0	23.9	23.9	24.0	1	24.7	23.9	23.9	24.0	1	24.7
		3	1	24.0	23.9	24.1	1	24.7	24.0	23.9	24.1	1	24.7
		3	3	24.0	23.9	24.1	1	24.7	24.0	23.9	24.1	1	24.7
		6	0	23.6	23.6	23.7	2	23.7	23.6	23.6	23.7	2	23.7
	64QAM	1	0	23.1	23.7	23.7	2	23.7	23.1	23.7	23.7	2	23.7
		1	3	23.4	23.7	23.7	2	23.7	23.4	23.7	23.7	2	23.7
		1	5	23.2	23.6	23.7	2	23.7	23.2	23.6	23.7	2	23.7
		3	0	23.7	23.7	23.7	2	23.7	23.7	23.7	23.7	2	23.7
		3	1	23.7	23.7	23.7	2	23.7	23.7	23.7	23.7	2	23.7
		3	3	23.7	23.7	23.7	2	23.7	23.7	23.7	23.7	2	23.7
		6	0	22.7	22.7	22.7	3	22.7	22.7	22.7	22.7	3	22.7
	256QAM	1	0	20.7	20.6	20.5	5	20.7	20.7	20.6	20.5	5	20.7
		1	3	20.6	20.6	20.6	5	20.7	20.6	20.6	20.6	5	20.7
		1	5	20.6	20.7	20.7	5	20.7	20.6	20.7	20.7	5	20.7
		3	0	20.7	20.7	20.7	5	20.7	20.7	20.7	20.7	5	20.7
		3	1	20.7	20.7	20.7	5	20.7	20.7	20.7	20.7	5	20.7
		3	3	20.7	20.7	20.7	5	20.7	20.7	20.7	20.7	5	20.7
		6	0	20.7	20.7	20.7	5	20.7	20.7	20.7	20.7	5	20.7

This report shall not be reproduced without the written approval of UL Verification Services Inc.

LTE Band 13 Measured Results (ANT1)

BW (MHz)	Mode	RB Allocation	RB Offset	Mode A Power (dBm)					Mode B Power (dBm)				
					23230 782 MHz		MPR	Tune-up Limit		23230 782 MHz		MPR	Tune-up Limit
10	QPSK	1	0		24.1		0	25.7		24.1		0	25.7
		1	25		24.2		0	25.7		24.2		0	25.7
		1	49		24.1		0	25.7		24.1		0	25.7
		25	0		24.0		1	24.7		24.0		1	24.7
		25	12		24.1		1	24.7		24.1		1	24.7
		25	25		24.0		1	24.7		24.0		1	24.7
		50	0		23.8		1	24.7		23.8		1	24.7
	16QAM	1	0		24.2		1	24.7		24.2		1	24.7
		1	25		24.2		1	24.7		24.2		1	24.7
		1	49		24.2		1	24.7		24.2		1	24.7
		25	0		23.7		2	23.7		23.7		2	23.7
		25	12		23.7		2	23.7		23.7		2	23.7
		25	25		23.7		2	23.7		23.7		2	23.7
		50	0		23.7		2	23.7		23.7		2	23.7
	64QAM	1	0		23.3		2	23.7		23.3		2	23.7
		1	25		23.3		2	23.7		23.3		2	23.7
		1	49		23.3		2	23.7		23.3		2	23.7
		25	0		22.6		3	22.7		22.6		3	22.7
		25	12		22.5		3	22.7		22.5		3	22.7
		25	25		22.6		3	22.7		22.6		3	22.7
		50	0		22.6		3	22.7		22.6		3	22.7
	256QAM	1	0		20.3		5	20.7		20.3		5	20.7
		1	25		20.3		5	20.7		20.3		5	20.7
		1	49		20.3		5	20.7		20.3		5	20.7
		25	0		20.6		5	20.7		20.6		5	20.7
		25	12		20.6		5	20.7		20.6		5	20.7
		25	25		20.6		5	20.7		20.6		5	20.7
		50	0		20.6		5	20.7		20.6		5	20.7

BW (MHz)	Mode	RB Allocation	RB offset	Mode A Power (dBm)					Mode B Power (dBm)				
					23230 782 MHz		MPR	Tune-up Limit		23230 782 MHz		MPR	Tune-up Limit
5	QPSK	1	0		24.0		0	25.7		24.0		0	25.7
		1	12		24.0		0	25.7		24.0		0	25.7
		1	24		24.0		0	25.7		24.0		0	25.7
		12	0		23.9		1	24.7		23.9		1	24.7
		12	7		23.9		1	24.7		23.9		1	24.7
		12	13		23.9		1	24.7		23.9		1	24.7
		25	0		23.9		1	24.7		23.9		1	24.7
	16QAM	1	0		24.3		1	24.7		24.3		1	24.7
		1	12		24.2		1	24.7		24.2		1	24.7
		1	24		24.2		1	24.7		24.2		1	24.7
		12	0		23.7		2	23.7		23.7		2	23.7
		12	7		23.7		2	23.7		23.7		2	23.7
		12	13		23.7		2	23.7		23.7		2	23.7
		25	0		23.7		2	23.7		23.7		2	23.7
	64QAM	1	0		23.7		2	23.7		23.7		2	23.7
		1	12		23.3		2	23.7		23.3		2	23.7
		1	24		23.3		2	23.7		23.3		2	23.7
		12	0		22.7		3	22.7		22.7		3	22.7
		12	7		22.7		3	22.7		22.7		3	22.7
		12	13		22.7		3	22.7		22.7		3	22.7
		25	0		22.6		3	22.7		22.6		3	22.7
	256QAM	1	0		20.3		5	20.7		20.3		5	20.7
		1	12		20.3		5	20.7		20.3		5	20.7
		1	24		20.3		5	20.7		20.3		5	20.7
		12	0		20.6		5	20.7		20.6		5	20.7
		12	7		20.6		5	20.7		20.6		5	20.7
		12	13		20.7		5	20.7		20.7		5	20.7
		25	0		20.6		5	20.7		20.6		5	20.7

This report shall not be reproduced without the written approval of UL Verification Services Inc.

LTE Band 13 Measured Results (ANT2)

BW (MHz)	Mode	RB Allocation	RB Offset	Mode A Power (dBm)					Mode B Power (dBm)				
					23230 782 MHz		MPR	Tune-up Limit		23230 782 MHz		MPR	Tune-up Limit
10	QPSK	1	0		24.3		0	25.1		24.3		0	25.7
		1	25		24.2		0	25.1		24.2		0	25.7
		1	49		24.2		0	25.1		24.2		0	25.7
		25	0		24.3		0.4	24.7		24.3		1	24.7
		25	12		24.2		0.4	24.7		24.2		1	24.7
		25	25		24.2		0.4	24.7		24.2		1	24.7
		50	0		24.2		0.4	24.7		24.2		1	24.7
	16QAM	1	0		23.6		0.4	24.7		23.6		1	24.7
		1	25		23.2		0.4	24.7		23.2		1	24.7
		1	49		23.3		0.4	24.7		23.3		1	24.7
		25	0		23.2		1.4	23.7		23.2		2	23.7
		25	12		23.0		1.4	23.7		23.0		2	23.7
		25	25		23.1		1.4	23.7		23.1		2	23.7
		50	0		23.1		1.4	23.7		23.1		2	23.7
	64QAM	1	0		22.6		1.4	23.7		22.6		2	23.7
		1	25		22.2		1.4	23.7		22.2		2	23.7
		1	49		22.4		1.4	23.7		22.4		2	23.7
		25	0		22.2		2.4	22.7		22.2		3	22.7
		25	12		22.1		2.4	22.7		22.1		3	22.7
		25	25		22.1		2.4	22.7		22.1		3	22.7
		50	0		22.2		2.4	22.7		22.2		3	22.7
	256QAM	1	0		20.7		4.4	20.7		20.7		5	20.7
		1	25		20.6		4.4	20.7		20.6		5	20.7
		1	49		20.6		4.4	20.7		20.6		5	20.7
		25	0		20.3		4.4	20.7		20.3		5	20.7
		25	12		20.3		4.4	20.7		20.3		5	20.7
		25	25		20.3		4.4	20.7		20.3		5	20.7
		50	0		20.4		4.4	20.7		20.4		5	20.7

BW (MHz)	Mode	RB Allocation	RB offset	Mode A Power (dBm)					Mode B Power (dBm)				
					23230 782 MHz		MPR	Tune-up Limit		23230 782 MHz		MPR	Tune-up Limit
5	QPSK	1	0		24.6		0	25.1		24.6		0	25.7
		1	12		24.6		0	25.1		24.6		0	25.7
		1	24		24.6		0	25.1		24.6		0	25.7
		12	0		24.0		0.4	24.7		24.0		1	24.7
		12	7		24.0		0.4	24.7		24.0		1	24.7
		12	13		24.1		0.4	24.7		24.1		1	24.7
		25	0		24.1		0.4	24.7		24.1		1	24.7
	16QAM	1	0		23.2		0.4	24.7		23.2		1	24.7
		1	12		23.0		0.4	24.7		23.0		1	24.7
		1	24		23.4		0.4	24.7		23.4		1	24.7
		12	0		23.2		1.4	23.7		23.2		2	23.7
		12	7		23.0		1.4	23.7		23.0		2	23.7
		12	13		23.1		1.4	23.7		23.1		2	23.7
		25	0		23.0		1.4	23.7		23.0		2	23.7
	64QAM	1	0		22.6		1.4	23.7		22.6		2	23.7
		1	12		22.3		1.4	23.7		22.3		2	23.7
		1	24		22.5		1.4	23.7		22.5		2	23.7
		12	0		22.2		2.4	22.7		22.2		3	22.7
		12	7		22.1		2.4	22.7		22.1		3	22.7
		12	13		22.2		2.4	22.7		22.2		3	22.7
		25	0		22.1		2.4	22.7		22.1		3	22.7
	256QAM	1	0		19.8		4.4	20.7		19.8		5	20.7
		1	12		20.1		4.4	20.7		20.1		5	20.7
		1	24		20.0		4.4	20.7		20.0		5	20.7
		12	0		20.3		4.4	20.7		20.3		5	20.7
		12	7		20.3		4.4	20.7		20.3		5	20.7
		12	13		20.4		4.4	20.7		20.4		5	20.7
		25	0		20.4		4.4	20.7		20.4		5	20.7

This report shall not be reproduced without the written approval of UL Verification Services Inc.

LTE Band 13 Measured Results (ANT3)

BW (MHz)	Mode	RB Allocation	RB Offset	Mode A Power (dBm)					Mode B Power (dBm)				
					23230 782 MHz		MPR	Tune-up Limit		23230 782 MHz		MPR	Tune-up Limit
10	QPSK	1	0		23.9		0	25.7		23.9		0	25.7
		1	25		24.0		0	25.7		24.0		0	25.7
		1	49		23.9		0	25.7		23.9		0	25.7
		25	0		23.9		1	24.7		23.9		1	24.7
		25	12		24.0		1	24.7		24.0		1	24.7
		25	25		23.9		1	24.7		23.9		1	24.7
		50	0		24.1		1	24.7		24.1		1	24.7
	16QAM	1	0		24.6		1	24.7		24.6		1	24.7
		1	25		24.5		1	24.7		24.5		1	24.7
		1	49		24.5		1	24.7		24.5		1	24.7
		25	0		23.7		2	23.7		23.7		2	23.7
		25	12		23.7		2	23.7		23.7		2	23.7
		25	25		23.7		2	23.7		23.7		2	23.7
		50	0		23.7		2	23.7		23.7		2	23.7
	64QAM	1	0		22.7		2	23.7		22.7		2	23.7
		1	25		22.8		2	23.7		22.8		2	23.7
		1	49		22.8		2	23.7		22.8		2	23.7
		25	0		22.2		3	22.7		22.2		3	22.7
		25	12		22.1		3	22.7		22.1		3	22.7
		25	25		22.1		3	22.7		22.1		3	22.7
		50	0		22.2		3	22.7		22.2		3	22.7
	256QAM	1	0		19.7		5	20.7		19.7		5	20.7
		1	25		19.9		5	20.7		19.9		5	20.7
		1	49		19.6		5	20.7		19.6		5	20.7
		25	0		20.2		5	20.7		20.2		5	20.7
		25	12		20.2		5	20.7		20.2		5	20.7
		25	25		20.2		5	20.7		20.2		5	20.7
		50	0		20.2		5	20.7		20.2		5	20.7

BW (MHz)	Mode	RB Allocation	RB offset	Mode A Power (dBm)					Mode B Power (dBm)				
					23230 782 MHz		MPR	Tune-up Limit		23230 782 MHz		MPR	Tune-up Limit
5	QPSK	1	0		24.1		0	25.7		24.1		0	25.7
		1	12		24.1		0	25.7		24.1		0	25.7
		1	24		24.2		0	25.7		24.2		0	25.7
		12	0		24.0		1	24.7		24.0		1	24.7
		12	7		24.1		1	24.7		24.1		1	24.7
		12	13		24.1		1	24.7		24.1		1	24.7
		25	0		24.1		1	24.7		24.1		1	24.7
	16QAM	1	0		23.6		1	24.7		23.6		1	24.7
		1	12		23.6		1	24.7		23.6		1	24.7
		1	24		23.4		1	24.7		23.4		1	24.7
		12	0		23.1		2	23.7		23.1		2	23.7
		12	7		23.1		2	23.7		23.1		2	23.7
		12	13		23.1		2	23.7		23.1		2	23.7
		25	0		23.2		2	23.7		23.2		2	23.7
	64QAM	1	0		22.9		2	23.7		22.9		2	23.7
		1	12		22.9		2	23.7		22.9		2	23.7
		1	24		22.9		2	23.7		22.9		2	23.7
		12	0		22.1		3	22.7		22.1		3	22.7
		12	7		22.1		3	22.7		22.1		3	22.7
		12	13		22.1		3	22.7		22.1		3	22.7
		25	0		22.2		3	22.7		22.2		3	22.7
	256QAM	1	0		19.9		5	20.7		19.9		5	20.7
		1	12		19.8		5	20.7		19.8		5	20.7
		1	24		19.8		5	20.7		19.8		5	20.7
		12	0		20.1		5	20.7		20.1		5	20.7
		12	7		20.1		5	20.7		20.1		5	20.7
		12	13		20.2		5	20.7		20.2		5	20.7
		25	0		20.2		5	20.7		20.2		5	20.7

This report shall not be reproduced without the written approval of UL Verification Services Inc.

LTE Band 14 Measured Results (ANT1)

BW (MHz)	Mode	RB Allocation	RB Offset	Mode A Power (dBm)					Mode B Power (dBm)				
					23330		MPR	Tune-up Limit		23330		MPR	Tune-up Limit
					793 MHz					793 MHz			
10	QPSK	1	0		23.8		0	25.7		23.8		0	25.7
		1	25		23.9		0	25.7		23.9		0	25.7
		1	49		23.9		0	25.7		23.9		0	25.7
		25	0		23.7		1	24.7		23.7		1	24.7
		25	12		23.6		1	24.7		23.6		1	24.7
		25	25		23.6		1	24.7		23.6		1	24.7
		50	0		23.8		1	24.7		23.8		1	24.7
	16QAM	1	0		24.0		1	24.7		24.0		1	24.7
		1	25		24.1		1	24.7		24.1		1	24.7
		1	49		24.1		1	24.7		24.1		1	24.7
		25	0		23.6		2	23.7		23.6		2	23.7
		25	12		23.5		2	23.7		23.5		2	23.7
		25	25		23.7		2	23.7		23.7		2	23.7
		50	0		23.6		2	23.7		23.6		2	23.7
	64QAM	1	0		23.3		2	23.7		23.3		2	23.7
		1	25		23.3		2	23.7		23.3		2	23.7
		1	49		23.3		2	23.7		23.3		2	23.7
		25	0		22.6		3	22.7		22.6		3	22.7
		25	12		22.5		3	22.7		22.5		3	22.7
		25	25		22.5		3	22.7		22.5		3	22.7
		50	0		22.6		3	22.7		22.6		3	22.7
	256QAM	1	0		20.3		5	20.7		20.3		5	20.7
		1	25		20.2		5	20.7		20.2		5	20.7
		1	49		20.3		5	20.7		20.3		5	20.7
		25	0		20.6		5	20.7		20.6		5	20.7
		25	12		20.5		5	20.7		20.5		5	20.7
		25	25		20.5		5	20.7		20.5		5	20.7
		50	0		20.6		5	20.7		20.6		5	20.7

BW (MHz)	Mode	RB Allocation	RB offset	Mode A Power (dBm)					Mode B Power (dBm)				
					23330		MPR	Tune-up Limit		23330		MPR	Tune-up Limit
					793 MHz					793 MHz			
5	QPSK	1	0		23.9		0	25.7		23.9		0	25.7
		1	12		23.8		0	25.7		23.8		0	25.7
		1	24		24.0		0	25.7		24.0		0	25.7
		12	0		23.9		1	24.7		23.9		1	24.7
		12	7		23.8		1	24.7		23.8		1	24.7
		12	13		23.9		1	24.7		23.9		1	24.7
		25	0		23.9		1	24.7		23.9		1	24.7
	16QAM	1	0		24.2		1	24.7		24.2		1	24.7
		1	12		24.0		1	24.7		24.0		1	24.7
		1	24		24.2		1	24.7		24.2		1	24.7
		12	0		23.7		2	23.7		23.7		2	23.7
		12	7		23.6		2	23.7		23.6		2	23.7
		12	13		23.6		2	23.7		23.6		2	23.7
		25	0		23.6		2	23.7		23.6		2	23.7
	64QAM	1	0		23.2		2	23.7		23.2		2	23.7
		1	12		23.2		2	23.7		23.2		2	23.7
		1	24		23.3		2	23.7		23.3		2	23.7
		12	0		22.5		3	22.7		22.5		3	22.7
		12	7		22.5		3	22.7		22.5		3	22.7
		12	13		22.5		3	22.7		22.5		3	22.7
		25	0		22.5		3	22.7		22.5		3	22.7
	256QAM	1	0		20.2		5	20.7		20.2		5	20.7
		1	12		20.2		5	20.7		20.2		5	20.7
		1	24		20.2		5	20.7		20.2		5	20.7
		12	0		20.5		5	20.7		20.5		5	20.7
		12	7		20.5		5	20.7		20.5		5	20.7
		12	13		20.5		5	20.7		20.5		5	20.7
		25	0		20.5		5	20.7		20.5		5	20.7

This report shall not be reproduced without the written approval of UL Verification Services Inc.

LTE Band 14 Measured Results (ANT2)

BW (MHz)	Mode	RB Allocation	RB Offset	Mode A Power (dBm)					Mode B Power (dBm)				
					23330		MPR	Tune-up Limit		23330		MPR	Tune-up Limit
					793 MHz					793 MHz			
10	QPSK	1	0		24.3		0	25.7		24.3		0	25.7
		1	25		24.4		0	25.7		24.4		0	25.7
		1	49		24.3		0	25.7		24.3		0	25.7
		25	0		24.2		1	24.7		24.2		1	24.7
		25	12		24.2		1	24.7		24.2		1	24.7
		25	25		24.2		1	24.7		24.2		1	24.7
		50	0		24.2		1	24.7		24.2		1	24.7
	16QAM	1	0		23.3		1	24.7		23.3		1	24.7
		1	25		23.4		1	24.7		23.4		1	24.7
		1	49		23.4		1	24.7		23.4		1	24.7
		25	0		23.2		2	23.7		23.2		2	23.7
		25	12		23.1		2	23.7		23.1		2	23.7
		25	25		23.2		2	23.7		23.2		2	23.7
		50	0		23.1		2	23.7		23.1		2	23.7
	64QAM	1	0		22.2		2	23.7		22.2		2	23.7
		1	25		22.3		2	23.7		22.3		2	23.7
		1	49		22.1		2	23.7		22.1		2	23.7
		25	0		22.1		3	22.7		22.1		3	22.7
		25	12		22.1		3	22.7		22.1		3	22.7
		25	25		22.1		3	22.7		22.1		3	22.7
		50	0		22.2		3	22.7		22.2		3	22.7
	256QAM	1	0		20.1		5	20.7		20.1		5	20.7
		1	25		20.0		5	20.7		20.0		5	20.7
		1	49		20.0		5	20.7		20.0		5	20.7
		25	0		20.3		5	20.7		20.3		5	20.7
		25	12		20.3		5	20.7		20.3		5	20.7
		25	25		20.4		5	20.7		20.4		5	20.7
		50	0		20.4		5	20.7		20.4		5	20.7

BW (MHz)	Mode	RB Allocation	RB offset	Mode A Power (dBm)					Mode B Power (dBm)				
					23330		MPR	Tune-up Limit		23330		MPR	Tune-up Limit
					793 MHz					793 MHz			
5	QPSK	1	0		24.3		0	25.7		24.3		0	25.7
		1	12		24.3		0	25.7		24.3		0	25.7
		1	24		24.4		0	25.7		24.4		0	25.7
		12	0		24.2		1	24.7		24.2		1	24.7
		12	7		24.2		1	24.7		24.2		1	24.7
		12	13		24.3		1	24.7		24.3		1	24.7
		25	0		24.3		1	24.7		24.3		1	24.7
	16QAM	1	0		23.4		1	24.7		23.4		1	24.7
		1	12		23.4		1	24.7		23.4		1	24.7
		1	24		23.4		1	24.7		23.4		1	24.7
		12	0		23.2		2	23.7		23.2		2	23.7
		12	7		23.2		2	23.7		23.2		2	23.7
		12	13		23.2		2	23.7		23.2		2	23.7
		25	0		23.2		2	23.7		23.2		2	23.7
	64QAM	1	0		22.6		2	23.7		22.6		2	23.7
		1	12		22.6		2	23.7		22.6		2	23.7
		1	24		22.7		2	23.7		22.7		2	23.7
		12	0		22.1		3	22.7		22.1		3	22.7
		12	7		22.1		3	22.7		22.1		3	22.7
		12	13		22.2		3	22.7		22.2		3	22.7
		25	0		22.2		3	22.7		22.2		3	22.7
	256QAM	1	0		19.8		5	20.7		19.8		5	20.7
		1	12		20.0		5	20.7		20.0		5	20.7
		1	24		20.2		5	20.7		20.2		5	20.7
		12	0		20.3		5	20.7		20.3		5	20.7
		12	7		20.4		5	20.7		20.4		5	20.7
		12	13		20.3		5	20.7		20.3		5	20.7
		25	0		20.3		5	20.7		20.3		5	20.7

This report shall not be reproduced without the written approval of UL Verification Services Inc.

LTE Band 14 Measured Results (ANT3)

BW (MHz)	Mode	RB Allocation	RB Offset	Mode A Power (dBm)					Mode B Power (dBm)				
					23330		MPR	Tune-up Limit		23330		MPR	Tune-up Limit
					793 MHz					793 MHz			
10	QPSK	1	0		24.1		0	25.7		24.1		0	25.7
		1	25		24.2		0	25.7		24.2		0	25.7
		1	49		24.1		0	25.7		24.1		0	25.7
		25	0		24.0		1	24.7		24.0		1	24.7
		25	12		24.1		1	24.7		24.1		1	24.7
		25	25		24.0		1	24.7		24.0		1	24.7
		50	0		24.0		1	24.7		24.0		1	24.7
	16QAM	1	0		23.0		1	24.7		23.0		1	24.7
		1	25		24.0		1	24.7		24.0		1	24.7
		1	49		23.6		1	24.7		23.6		1	24.7
		25	0		23.5		2	23.7		23.5		2	23.7
		25	12		23.4		2	23.7		23.4		2	23.7
		25	25		23.4		2	23.7		23.4		2	23.7
		50	0		23.4		2	23.7		23.4		2	23.7
	64QAM	1	0		22.9		2	23.7		22.9		2	23.7
		1	25		22.6		2	23.7		22.6		2	23.7
		1	49		22.8		2	23.7		22.8		2	23.7
		25	0		22.1		3	22.7		22.1		3	22.7
		25	12		22.0		3	22.7		22.0		3	22.7
		25	25		22.2		3	22.7		22.2		3	22.7
		50	0		22.2		3	22.7		22.2		3	22.7
	256QAM	1	0		19.9		5	20.7		19.9		5	20.7
		1	25		19.7		5	20.7		19.7		5	20.7
		1	49		19.8		5	20.7		19.8		5	20.7
		25	0		20.1		5	20.7		20.1		5	20.7
		25	12		20.0		5	20.7		20.0		5	20.7
		25	25		20.1		5	20.7		20.1		5	20.7
		50	0		20.1		5	20.7		20.1		5	20.7

BW (MHz)	Mode	RB Allocation	RB offset	Mode A Power (dBm)					Mode B Power (dBm)				
					23330		MPR	Tune-up Limit		23330		MPR	Tune-up Limit
					793 MHz					793 MHz			
5	QPSK	1	0		23.7		0	25.7		23.7		0	25.7
		1	12		23.7		0	25.7		23.7		0	25.7
		1	24		23.7		0	25.7		23.7		0	25.7
		12	0		23.7		1	24.7		23.7		1	24.7
		12	7		23.6		1	24.7		23.6		1	24.7
		12	13		23.7		1	24.7		23.7		1	24.7
		25	0		23.7		1	24.7		23.7		1	24.7
	16QAM	1	0		22.9		1	24.7		22.9		1	24.7
		1	12		23.6		1	24.7		23.6		1	24.7
		1	24		23.3		1	24.7		23.3		1	24.7
		12	0		23.5		2	23.7		23.5		2	23.7
		12	7		23.4		2	23.7		23.4		2	23.7
		12	13		23.5		2	23.7		23.5		2	23.7
		25	0		23.4		2	23.7		23.4		2	23.7
	64QAM	1	0		23.0		2	23.7		23.0		2	23.7
		1	12		22.9		2	23.7		22.9		2	23.7
		1	24		22.8		2	23.7		22.8		2	23.7
		12	0		22.1		3	22.7		22.1		3	22.7
		12	7		22.2		3	22.7		22.2		3	22.7
		12	13		22.2		3	22.7		22.2		3	22.7
		25	0		22.1		3	22.7		22.1		3	22.7
	256QAM	1	0		20.4		5	20.7		20.4		5	20.7
		1	12		20.1		5	20.7		20.1		5	20.7
		1	24		20.2		5	20.7		20.2		5	20.7
		12	0		20.6		5	20.7		20.6		5	20.7
		12	7		20.6		5	20.7		20.6		5	20.7
		12	13		20.6		5	20.7		20.6		5	20.7
		25	0		20.1		5	20.7		20.1		5	20.7

This report shall not be reproduced without the written approval of UL Verification Services Inc.

LTE Band 25 Measured Results (ANT1)

BW (MHz)	Mode	RB Allocation	RB Offset	Mode A Power (dBm)					Mode B Power (dBm)				
				26140	26365	26590	MPR	Tune-up Limit	26140	26365	26590	MPR	Tune-up Limit
				1860 MHz	1882.5 MHz	1905 MHz			1860 MHz	1882.5 MHz	1905 MHz		
20	QPSK	1	0	23.6	23.4	23.4	0	25.2	20.7	20.7	20.7	0	21.9
		1	49	23.7	23.6	23.6	0	25.2	20.8	20.7	20.7	0	21.9
		1	99	23.5	23.5	23.4	0	25.2	20.7	20.7	20.7	0	21.9
		50	0	23.7	23.6	23.6	1	24.2	20.8	20.7	20.7	0	21.9
		50	24	23.6	23.7	23.5	1	24.2	20.8	20.7	20.7	0	21.9
		50	50	23.6	23.6	23.5	1	24.2	20.7	20.8	20.8	0	21.9
		100	0	23.8	23.7	23.6	1	24.2	20.9	20.8	20.8	0	21.9
	16QAM	1	0	23.0	22.9	22.8	1	24.2	20.5	20.5	20.6	0	21.9
		1	49	23.0	23.0	23.0	1	24.2	20.7	20.7	20.5	0	21.9
		1	99	22.8	23.0	23.0	1	24.2	20.6	20.7	20.5	0	21.9
		50	0	22.7	22.7	22.8	2	23.2	20.5	20.4	20.4	0	21.9
		50	24	22.7	22.7	22.8	2	23.2	20.5	20.4	20.4	0	21.9
		50	50	22.7	22.8	22.8	2	23.2	20.5	20.5	20.4	0	21.9
		100	0	22.8	22.8	22.9	2	23.2	20.6	20.5	20.4	0	21.9
	64QAM	1	0	22.9	22.7	22.7	2	23.2	20.6	20.6	20.9	0	21.9
		1	49	22.8	22.9	23.0	2	23.2	20.9	20.8	20.6	0	21.9
		1	99	22.6	23.0	22.8	2	23.2	20.8	20.8	20.5	0	21.9
		50	0	22.0	22.0	22.1	3	22.2	20.5	20.4	20.4	0	21.9
		50	24	22.0	22.0	22.1	3	22.2	20.5	20.4	20.4	0	21.9
		50	50	22.0	22.1	22.1	3	22.2	20.5	20.5	20.4	0	21.9
		100	0	22.1	22.1	22.2	3	22.2	20.6	20.5	20.5	0	21.9
	256QAM	1	0	19.6	19.6	19.7	5	20.2	19.7	19.5	19.6	1.7	20.2
		1	49	19.8	19.8	19.6	5	20.2	19.8	19.6	19.5	1.7	20.2
		1	99	19.7	19.9	19.5	5	20.2	19.8	19.7	19.6	1.7	20.2
		50	0	20.2	20.0	20.0	5	20.2	20.1	20.0	20.0	1.7	20.2
		50	24	20.1	20.0	20.0	5	20.2	20.1	20.0	20.0	1.7	20.2
		50	50	20.1	20.1	20.0	5	20.2	20.1	20.1	20.0	1.7	20.2
		100	0	20.2	20.1	20.1	5	20.2	20.1	20.0	20.1	1.7	20.2

BW (MHz)	Mode	RB Allocation	RB Offset	Mode A Power (dBm)					Mode B Power (dBm)				
				26115	26365	26615	MPR	Tune-up Limit	26115	26365	26615	MPR	Tune-up Limit
				1857.5 MHz	1882.5 MHz	1907.5 MHz			1857.5 MHz	1882.5 MHz	1907.5 MHz		
15	QPSK	1	0	23.2	23.2	23.2	0	25.2	21.1	21.1	21.0	0	21.9
		1	37	23.2	23.2	23.2	0	25.2	21.2	21.1	21.0	0	21.9
		1	74	23.2	23.2	23.2	0	25.2	21.1	21.1	21.0	0	21.9
		36	0	22.7	22.8	22.9	1	24.2	21.2	21.0	21.0	0	21.9
		36	20	22.8	22.8	22.8	1	24.2	21.2	21.1	21.0	0	21.9
		36	39	22.7	22.8	22.8	1	24.2	21.2	21.1	21.0	0	21.9
		75	0	22.8	22.8	22.8	1	24.2	21.2	21.1	21.0	0	21.9
	16QAM	1	0	22.8	22.8	22.8	1	24.2	20.5	20.5	20.5	0	21.9
		1	37	22.8	22.8	23.0	1	24.2	20.6	20.5	20.5	0	21.9
		1	74	22.7	22.9	23.0	1	24.2	20.6	20.7	20.5	0	21.9
		36	0	22.7	22.6	22.8	2	23.2	20.5	20.4	20.4	0	21.9
		36	20	22.6	22.7	22.9	2	23.2	20.5	20.4	20.4	0	21.9
		36	39	22.6	22.8	22.9	2	23.2	20.5	20.5	20.4	0	21.9
		75	0	22.7	22.7	22.9	2	23.2	20.5	20.4	20.5	0	21.9
	64QAM	1	0	22.6	22.7	22.8	2	23.2	20.7	20.7	20.7	0	21.9
		1	37	22.5	22.6	22.9	2	23.2	20.8	20.6	20.5	0	21.9
		1	74	22.6	22.8	22.8	2	23.2	20.7	20.8	20.5	0	21.9
		36	0	22.0	21.9	22.1	3	22.2	20.5	20.4	20.4	0	21.9
		36	20	21.9	22.0	22.1	3	22.2	20.6	20.5	20.4	0	21.9
		36	39	21.9	22.0	22.2	3	22.2	20.6	20.5	20.4	0	21.9
		75	0	22.0	22.0	22.2	3	22.2	20.6	20.5	20.4	0	21.9
	256QAM	1	0	19.7	19.7	19.6	5	20.2	19.7	19.7	19.7	1.7	20.2
		1	37	19.8	19.7	19.7	5	20.2	19.7	19.6	19.6	1.7	20.2
		1	74	19.7	19.8	19.6	5	20.2	19.7	19.8	19.7	1.7	20.2
		36	0	20.1	20.1	20.0	5	20.2	20.0	20.0	20.0	1.7	20.2
		36	20	20.2	20.1	20.0	5	20.2	20.1	20.0	20.0	1.7	20.2
		36	39	20.1	20.2	20.0	5	20.2	20.1	20.1	20.0	1.7	20.2
		75	0	20.2	20.1	20.0	5	20.2	20.1	20.0	20.0	1.7	20.2

This report shall not be reproduced without the written approval of UL Verification Services Inc.

LTE Band 25 Measured Results (ANT1) (continued)

BW (MHz)	Mode	RB Allocation	RB Offset	Mode A Power (dBm)					Mode B Power (dBm)				
				26090	26365	26640	MPR	Tune-up Limit	26090	26365	26640	MPR	Tune-up Limit
				1855 MHz	1882.5 MHz	1910 MHz			1855 MHz	1882.5 MHz	1910 MHz		
10	QPSK	1	0	23.2	23.2	23.2	0	25.2	21.3	21.1	21.3	0	21.9
		1	25	23.2	23.2	23.2	0	25.2	21.3	21.2	21.3	0	21.9
		1	49	23.2	23.2	23.2	0	25.2	21.3	21.2	21.3	0	21.9
		25	0	22.8	22.8	22.9	1	24.2	21.2	21.2	21.2	0	21.9
		25	12	22.9	22.9	22.8	1	24.2	21.3	21.1	21.3	0	21.9
		25	25	22.9	22.9	22.8	1	24.2	21.3	21.1	21.3	0	21.9
		50	0	22.9	23.0	22.9	1	24.2	21.3	21.2	21.3	0	21.9
	16QAM	1	0	23.0	22.8	23.0	1	24.2	20.6	20.6	20.5	0	21.9
		1	25	23.0	23.0	23.0	1	24.2	20.7	20.7	20.6	0	21.9
		1	49	23.1	23.0	23.0	1	24.2	20.8	20.7	20.5	0	21.9
		25	0	22.8	22.7	22.8	2	23.2	20.5	20.4	20.4	0	21.9
		25	12	22.9	22.7	22.8	2	23.2	20.5	20.5	20.4	0	21.9
		25	25	22.8	22.7	22.9	2	23.2	20.5	20.5	20.4	0	21.9
		50	0	22.9	22.8	22.9	2	23.2	20.5	20.5	20.5	0	21.9
	64QAM	1	0	22.8	22.7	22.7	2	23.2	20.6	20.8	20.7	0	21.9
		1	25	22.8	22.7	22.8	2	23.2	20.7	20.7	20.7	0	21.9
		1	49	22.9	22.8	22.9	2	23.2	20.8	20.8	20.5	0	21.9
		25	0	22.1	22.0	22.1	3	22.2	20.5	20.4	20.5	0	21.9
		25	12	22.1	22.1	22.1	3	22.2	20.5	20.5	20.5	0	21.9
		25	25	22.2	22.1	22.1	3	22.2	20.5	20.5	20.5	0	21.9
		50	0	22.2	22.1	22.2	3	22.2	20.5	20.5	20.5	0	21.9
	256QAM	1	0	19.8	19.7	19.7	5	20.2	19.7	19.6	19.7	1.7	20.2
		1	25	19.8	19.7	19.8	5	20.2	19.8	19.7	19.7	1.7	20.2
		1	49	19.9	19.9	19.7	5	20.2	19.8	19.8	19.7	1.7	20.2
		25	0	20.1	20.1	20.1	5	20.2	20.1	20.0	20.0	1.7	20.2
		25	12	20.2	20.1	20.1	5	20.2	20.1	20.0	20.0	1.7	20.2
		25	25	20.2	20.1	20.1	5	20.2	20.2	20.0	20.0	1.7	20.2
		50	0	20.2	20.2	20.1	5	20.2	20.2	20.1	20.1	1.7	20.2

BW (MHz)	Mode	RB Allocation	RB Offset	Mode A Power (dBm)					Mode B Power (dBm)				
				26065	26365	26665	MPR	Tune-up Limit	26065	26365	26665	MPR	Tune-up Limit
				1852.5 MHz	1882.5 MHz	1912.5 MHz			1852.5 MHz	1882.5 MHz	1912.5 MHz		
5	QPSK	1	0	23.2	23.2	23.2	0	25.2	21.2	21.1	21.1	0	21.9
		1	12	23.2	23.2	23.2	0	25.2	21.2	21.1	21.2	0	21.9
		1	24	23.2	23.2	23.2	0	25.2	21.2	21.1	21.2	0	21.9
		12	0	22.8	22.9	22.8	1	24.2	21.2	21.1	21.2	0	21.9
		12	7	22.8	22.9	22.8	1	24.2	21.2	21.1	21.1	0	21.9
		12	13	22.8	22.8	22.8	1	24.2	21.2	21.1	21.1	0	21.9
		25	0	22.8	22.9	22.9	1	24.2	21.2	21.1	21.2	0	21.9
	16QAM	1	0	23.5	23.5	23.4	1	24.2	20.7	20.7	20.8	0	21.9
		1	12	23.4	23.4	23.5	1	24.2	20.7	20.7	20.8	0	21.9
		1	24	23.6	23.4	23.4	1	24.2	20.7	20.7	20.8	0	21.9
		12	0	23.1	23.1	23.1	2	23.2	20.5	20.5	20.6	0	21.9
		12	7	23.1	23.0	23.1	2	23.2	20.5	20.5	20.5	0	21.9
		12	13	23.1	23.0	23.0	2	23.2	20.4	20.5	20.5	0	21.9
		25	0	23.1	23.1	23.1	2	23.2	20.5	20.5	20.6	0	21.9
	64QAM	1	0	22.9	22.9	22.9	2	23.2	20.8	20.8	20.8	0	21.9
		1	12	23.0	22.8	22.8	2	23.2	20.8	20.7	20.8	0	21.9
		1	24	23.0	22.8	22.9	2	23.2	20.7	20.7	20.9	0	21.9
		12	0	22.1	22.1	22.1	3	22.2	20.5	20.6	20.6	0	21.9
		12	7	22.2	22.2	22.1	3	22.2	20.5	20.5	20.6	0	21.9
		12	13	22.2	22.2	22.1	3	22.2	20.5	20.5	20.5	0	21.9
		25	0	22.2	22.2	22.1	3	22.2	20.5	20.5	20.6	0	21.9
	256QAM	1	0	19.8	19.8	19.8	5	20.2	19.8	19.7	19.7	1.7	20.2
		1	12	19.8	19.7	19.8	5	20.2	19.7	19.7	19.8	1.7	20.2
		1	24	19.8	19.7	19.7	5	20.2	19.7	19.6	19.7	1.7	20.2
		12	0	20.2	20.1	20.2	5	20.2	20.2	20.1	20.1	1.7	20.2
		12	7	20.2	20.1	20.2	5	20.2	20.2	20.1	20.0	1.7	20.2
		12	13	20.1	20.1	20.1	5	20.2	20.1	20.1	20.0	1.7	20.2
		25	0	20.2	20.1	20.1	5	20.2	20.1	20.1	20.1	1.7	20.2

This report shall not be reproduced without the written approval of UL Verification Services Inc.

LTE Band 25 Measured Results (ANT1) (continued)

BW (MHz)	Mode	RB Allocation	RB Offset	Mode A Power (dBm)					Mode B Power (dBm)				
				26055	26365	26675	MPR	Tune-up Limit	26055	26365	26675	MPR	Tune-up Limit
				1851.5 MHz	1882.5 MHz	1913.5 MHz			1851.5 MHz	1882.5 MHz	1913.5 MHz		
3	QPSK	1	0	23.2	23.2	23.2	0	25.2	21.0	21.0	20.9	0	21.9
		1	8	23.2	23.2	23.2	0	25.2	21.2	21.1	21.1	0	21.9
		1	14	23.2	23.2	23.2	0	25.2	21.0	20.9	20.9	0	21.9
		8	0	22.7	22.8	22.8	1	24.2	21.1	21.0	21.1	0	21.9
		8	4	22.7	22.8	22.8	1	24.2	21.2	21.1	21.1	0	21.9
		8	7	22.8	22.8	22.8	1	24.2	21.2	21.1	21.1	0	21.9
		15	0	22.7	22.8	22.7	1	24.2	21.1	21.0	21.1	0	21.9
	16QAM	1	0	23.4	23.4	23.4	1	24.2	20.5	20.6	20.6	0	21.9
		1	8	23.5	23.5	23.4	1	24.2	20.7	20.7	20.6	0	21.9
		1	14	23.2	23.3	23.2	1	24.2	20.5	20.5	20.6	0	21.9
		8	0	23.1	23.2	23.2	2	23.2	20.5	20.5	20.5	0	21.9
		8	4	23.1	23.2	23.2	2	23.2	20.5	20.6	20.6	0	21.9
		8	7	23.1	23.2	23.2	2	23.2	20.5	20.6	20.6	0	21.9
		15	0	23.0	23.2	23.2	2	23.2	20.4	20.5	20.5	0	21.9
	64QAM	1	0	23.2	22.8	22.6	2	23.2	20.5	20.5	20.7	0	21.9
		1	8	22.8	22.8	22.8	2	23.2	20.6	20.6	20.7	0	21.9
		1	14	22.8	22.6	22.8	2	23.2	20.5	20.5	20.6	0	21.9
		8	0	22.2	22.2	22.2	3	22.2	20.5	20.5	20.5	0	21.9
		8	4	22.2	22.2	22.2	3	22.2	20.6	20.6	20.5	0	21.9
		8	7	22.2	22.2	22.2	3	22.2	20.6	20.6	20.5	0	21.9
		15	0	22.2	22.2	22.2	3	22.2	20.5	20.5	20.5	0	21.9
	256QAM	1	0	20.2	19.5	19.7	5	20.2	20.2	19.5	19.7	1.7	20.2
		1	8	19.8	19.6	19.8	5	20.2	19.8	19.6	19.8	1.7	20.2
		1	14	19.5	19.7	19.6	5	20.2	19.7	19.6	19.6	1.7	20.2
		8	0	20.1	20.1	20.1	5	20.2	20.0	20.0	20.0	1.7	20.2
		8	4	20.1	20.1	20.1	5	20.2	20.0	20.0	20.0	1.7	20.2
		8	7	20.1	20.1	20.1	5	20.2	20.0	20.0	20.0	1.7	20.2
		15	0	20.1	20.1	20.1	5	20.2	20.0	20.0	20.0	1.7	20.2

BW (MHz)	Mode	RB Allocation	RB Offset	Mode A Power (dBm)					Mode B Power (dBm)				
				26047	26365	26683	MPR	Tune-up Limit	26047	26365	26683	MPR	Tune-up Limit
				1850.7 MHz	1882.5 MHz	1914.3 MHz			1850.7 MHz	1882.5 MHz	1914.3 MHz		
1.4	QPSK	1	0	23.3	23.4	23.2	0	25.2	20.9	20.9	21.0	0	21.9
		1	3	23.2	23.3	23.2	0	25.2	21.1	21.1	21.2	0	21.9
		1	5	23.2	23.2	23.2	0	25.2	20.9	20.9	21.0	0	21.9
		3	0	23.2	23.2	23.2	0	25.2	21.0	21.0	21.0	0	21.9
		3	1	23.2	23.2	23.2	0	25.2	21.0	21.0	21.1	0	21.9
		3	3	23.2	23.2	23.2	0	25.2	21.1	21.0	21.1	0	21.9
		6	0	23.2	23.2	23.2	1	24.2	21.0	21.0	21.1	0	21.9
	16QAM	1	0	22.8	23.4	23.5	1	24.2	20.5	20.6	20.6	0	21.9
		1	3	23.0	23.1	23.3	1	24.2	20.6	20.6	20.6	0	21.9
		1	5	22.8	23.3	23.4	1	24.2	20.5	20.5	20.6	0	21.9
		3	0	22.9	23.1	23.2	1	24.2	20.5	20.5	20.4	0	21.9
		3	1	22.9	23.1	23.3	1	24.2	20.5	20.5	20.4	0	21.9
		3	3	22.9	23.2	23.2	1	24.2	20.5	20.5	20.4	0	21.9
		6	0	22.7	23.2	23.2	2	23.2	20.4	20.4	20.5	0	21.9
	64QAM	1	0	22.7	22.6	22.8	2	23.2	20.6	20.6	20.6	0	21.9
		1	3	22.9	22.7	22.8	2	23.2	20.8	20.6	20.6	0	21.9
		1	5	22.6	22.7	22.9	2	23.2	20.6	20.6	20.6	0	21.9
		3	0	22.9	23.1	23.1	2	23.2	20.5	20.5	20.5	0	21.9
		3	1	22.9	23.1	23.1	2	23.2	20.6	20.5	20.5	0	21.9
		3	3	22.9	23.1	23.1	2	23.2	20.6	20.5	20.5	0	21.9
		6	0	22.0	22.2	22.2	3	22.2	20.5	20.4	20.5	0	21.9
	256QAM	1	0	19.6	19.5	19.6	5	20.2	20.2	19.7	19.8	1.7	20.2
		1	3	19.5	19.6	19.8	5	20.2	19.7	19.7	19.8	1.7	20.2
		1	5	19.7	19.7	19.8	5	20.2	19.7	19.8	19.8	1.7	20.2
		3	0	20.1	20.1	20.1	5	20.2	20.0	20.1	20.1	1.7	20.2
		3	1	20.1	20.1	20.1	5	20.2	20.1	20.1	20.1	1.7	20.2
		3	3	20.1	20.1	20.1	5	20.2	20.1	20.1	20.1	1.7	20.2
		6	0	20.0	20.1	20.0	5	20.2	20.0	20.0	20.1	1.7	20.2

This report shall not be reproduced without the written approval of UL Verification Services Inc.

LTE Band 25 Measured Results (ANT2)

BW (MHz)	Mode	RB Allocation	RB Offset	Mode A Power (dBm)					Mode B Power (dBm)				
				26140	26365	26590	MPR	Tune-up Limit	26140	26365	26590	MPR	Tune-up Limit
				1860 MHz	1882.5 MHz	1905 MHz			1860 MHz	1882.5 MHz	1905 MHz		
20	QPSK	1	0	18.3	18.4	18.5	0	20.3	21.9	22.1	22.1	0	23.8
		1	49	18.4	18.7	18.6	0	20.3	22.1	22.3	22.3	0	23.8
		1	99	18.3	18.5	18.4	0	20.3	22.0	22.2	21.9	0	23.8
		50	0	18.5	18.7	18.6	0	20.3	22.1	22.2	22.3	0	23.8
		50	24	18.6	18.6	18.6	0	20.3	22.2	22.3	22.3	0	23.8
		50	50	18.6	18.6	18.5	0	20.3	22.1	22.2	22.2	0	23.8
		100	0	18.5	18.8	18.6	0	20.3	22.3	22.3	22.3	0	23.8
	16QAM	1	0	18.5	18.3	18.8	0	20.3	22.2	22.6	22.4	0	23.8
		1	49	18.5	18.5	18.8	0	20.3	22.6	22.9	22.5	0	23.8
		1	99	18.6	18.3	18.6	0	20.3	22.5	22.7	22.2	0	23.8
		50	0	18.3	18.5	18.7	0	20.3	22.1	22.4	22.2	0.1	23.7
		50	24	18.3	18.5	18.6	0	20.3	22.2	22.4	22.2	0.1	23.7
		50	50	18.4	18.5	18.6	0	20.3	22.4	22.4	22.1	0.1	23.7
		100	0	18.4	18.6	18.7	0	20.3	22.3	22.5	22.3	0.1	23.7
	64QAM	1	0	18.6	18.6	18.7	0	20.3	22.5	22.7	22.5	0.1	23.7
		1	49	18.8	18.8	18.9	0	20.3	22.5	22.7	22.5	0.1	23.7
		1	99	18.7	18.6	18.6	0	20.3	22.5	22.6	22.3	0.1	23.7
		50	0	18.5	18.4	18.6	0	20.3	22.3	22.4	22.4	1.1	22.7
		50	24	18.6	18.5	18.6	0	20.3	22.3	22.4	22.3	1.1	22.7
		50	50	18.5	18.5	18.5	0	20.3	22.4	22.4	22.2	1.1	22.7
		100	0	18.6	18.6	18.7	0	20.3	22.4	22.4	22.3	1.1	22.7
	256QAM	1	0	18.6	18.6	18.6	0	20.3	18.7	18.7	18.7	3.1	20.7
		1	49	18.7	18.8	18.5	0	20.3	18.7	18.7	18.7	3.1	20.7
		1	99	18.9	18.5	18.3	0	20.3	18.7	18.7	18.7	3.1	20.7
		50	0	18.4	18.5	18.5	0	20.3	18.7	18.8	19.0	3.1	20.7
		50	24	18.5	18.6	18.4	0	20.3	18.7	18.9	18.8	3.1	20.7
		50	50	18.5	18.5	18.4	0	20.3	18.7	18.8	18.8	3.1	20.7
		100	0	18.5	18.6	18.5	0	20.3	18.8	18.9	18.9	3.1	20.7

BW (MHz)	Mode	RB Allocation	RB Offset	Mode A Power (dBm)					Mode B Power (dBm)				
				26115	26365	26615	MPR	Tune-up Limit	26115	26365	26615	MPR	Tune-up Limit
				1857.5 MHz	1882.5 MHz	1907.5 MHz			1857.5 MHz	1882.5 MHz	1907.5 MHz		
15	QPSK	1	0	18.5	18.7	18.7	0	20.3	22.4	22.4	22.4	0	23.8
		1	37	18.6	18.9	18.7	0	20.3	22.4	22.4	22.4	0	23.8
		1	74	18.7	18.8	18.7	0	20.3	22.4	22.4	22.3	0	23.8
		36	0	18.6	18.8	18.7	0	20.3	22.4	22.4	22.4	0	23.8
		36	20	18.7	18.8	18.6	0	20.3	22.3	22.4	22.3	0	23.8
		36	39	18.8	18.8	18.5	0	20.3	22.4	22.4	22.3	0	23.8
		75	0	18.6	18.8	18.6	0	20.3	22.3	22.4	22.3	0	23.8
	16QAM	1	0	18.7	19.0	18.9	0	20.3	22.4	22.5	22.6	0	23.8
		1	37	18.8	19.1	19.0	0	20.3	22.5	22.5	22.5	0	23.8
		1	74	18.9	19.1	18.8	0	20.3	22.4	22.5	22.4	0	23.8
		36	0	18.5	18.7	18.6	0	20.3	22.3	22.3	22.3	0.1	23.7
		36	20	18.5	18.8	18.5	0	20.3	22.3	22.4	22.3	0.1	23.7
		36	39	18.7	18.8	18.4	0	20.3	22.3	22.3	22.2	0.1	23.7
		75	0	18.5	18.8	18.5	0	20.3	22.3	22.4	22.3	0.1	23.7
	64QAM	1	0	18.6	18.8	19.0	0	20.3	22.6	22.5	22.5	0.1	23.7
		1	37	18.7	18.9	19.0	0	20.3	22.6	22.5	22.3	0.1	23.7
		1	74	18.7	18.9	18.6	0	20.3	22.7	22.6	22.3	0.1	23.7
		36	0	18.5	18.7	18.6	0	20.3	22.3	22.3	22.3	1.1	22.7
		36	20	18.5	18.8	18.5	0	20.3	22.3	22.3	22.2	1.1	22.7
		36	39	18.7	18.8	18.4	0	20.3	22.3	22.3	22.2	1.1	22.7
		75	0	18.5	18.7	18.5	0	20.3	22.2	22.3	22.3	1.1	22.7
	256QAM	1	0	18.6	18.8	18.7	0	20.3	18.7	18.7	18.7	3.1	20.7
		1	37	18.6	18.6	18.7	0	20.3	18.7	18.7	18.7	3.1	20.7
		1	74	18.4	18.8	18.5	0	20.3	18.7	18.7	18.7	3.1	20.7
		36	0	18.4	18.6	18.5	0	20.3	18.8	18.9	18.9	3.1	20.7
		36	20	18.4	18.6	18.5	0	20.3	18.7	18.9	18.7	3.1	20.7
		36	39	18.5	18.6	18.4	0	20.3	18.7	18.8	18.7	3.1	20.7
		75	0	18.5	18.6	18.5	0	20.3	18.7	19.0	18.8	3.1	20.7

This report shall not be reproduced without the written approval of UL Verification Services Inc.

LTE Band 25 Measured Results (ANT2) (continued)

BW (MHz)	Mode	RB Allocation	RB Offset	Mode A Power (dBm)					Mode B Power (dBm)				
				26090	26365	26640	MPR	Tune-up Limit	26090	26365	26640	MPR	Tune-up Limit
				1855 MHz	1882.5 MHz	1910 MHz			1855 MHz	1882.5 MHz	1910 MHz		
10	QPSK	1	0	18.58	18.8	18.6	0	20.3	22.5	22.4	22.4	0	23.8
		1	25	18.6	18.8	18.5	0	20.3	22.5	22.4	22.3	0	23.8
		1	49	18.6	18.8	18.5	0	20.3	22.5	22.4	22.3	0	23.8
		25	0	18.6	18.8	18.6	0	20.3	22.5	22.4	22.3	0	23.8
		25	12	18.6	18.9	18.6	0	20.3	22.5	22.4	22.3	0	23.8
		25	25	18.6	18.85	18.5	0	20.3	22.5	22.4	22.3	0	23.8
		50	0	18.7	18.92	18.6	0	20.3	22.5	22.5	22.4	0	23.8
	16QAM	1	0	18.7	19.1	19.0	0	20.3	22.6	22.6	22.5	0	23.8
		1	25	18.9	19.0	18.9	0	20.3	22.5	22.6	22.5	0	23.8
		1	49	19.0	19.0	18.8	0	20.3	22.5	22.5	22.4	0	23.8
		25	0	18.6	18.8	18.6	0	20.3	22.4	22.3	22.3	0.1	23.7
		25	12	18.6	18.8	18.5	0	20.3	22.4	22.4	22.3	0.1	23.7
		25	25	18.6	18.8	18.4	0	20.3	22.4	22.4	22.2	0.1	23.7
		50	0	18.6	18.9	18.6	0	20.3	22.4	22.4	22.3	0.1	23.7
	64QAM	1	0	18.9	18.9	18.8	0	20.3	22.5	22.6	22.5	0.1	23.7
		1	25	18.8	18.8	18.7	0	20.3	22.5	22.6	22.4	0.1	23.7
		1	49	18.9	18.9	18.7	0	20.3	22.5	22.6	22.4	0.1	23.7
		25	0	18.7	18.8	18.7	0	20.3	22.4	22.3	22.3	1.1	22.7
		25	12	18.7	18.8	18.6	0	20.3	22.4	22.4	22.2	1.1	22.7
		25	25	18.7	18.8	18.6	0	20.3	22.4	22.4	22.2	1.1	22.7
		50	0	18.8	18.8	18.7	0	20.3	22.4	22.4	22.3	1.1	22.7
	256QAM	1	0	18.6	18.7	18.6	0	20.3	18.8	18.7	18.7	3.1	20.7
		1	25	18.5	18.7	18.6	0	20.3	18.8	18.7	18.7	3.1	20.7
		1	49	18.6	18.8	18.6	0	20.3	18.7	18.7	18.7	3.1	20.7
		25	0	18.5	18.6	18.4	0	20.3	19.1	19.0	18.8	3.1	20.7
		25	12	18.5	18.6	18.4	0	20.3	19.1	19.0	18.9	3.1	20.7
		25	25	18.6	18.5	18.4	0	20.3	19.1	19.0	19.0	3.1	20.7
		50	0	18.6	18.6	18.4	0	20.3	19.1	19.1	18.9	3.1	20.7

BW (MHz)	Mode	RB Allocation	RB Offset	Mode A Power (dBm)					Mode B Power (dBm)				
				26065	26365	26665	MPR	Tune-up Limit	26065	26365	26665	MPR	Tune-up Limit
				1852.5 MHz	1882.5 MHz	1912.5 MHz			1852.5 MHz	1882.5 MHz	1912.5 MHz		
5	QPSK	1	0	18.6	18.9	18.6	0	20.3	22.5	22.5	22.3	0	23.8
		1	12	18.6	18.9	18.59	0	20.3	22.4	22.5	22.3	0	23.8
		1	24	18.6	18.8	18.6	0	20.3	22.5	22.5	22.3	0	23.8
		12	0	18.64	18.9	18.5	0	20.3	22.5	22.5	22.3	0	23.8
		12	7	18.7	18.9	18.6	0	20.3	22.5	22.5	22.3	0	23.8
		12	13	18.6	18.9	18.6	0	20.3	22.5	22.5	22.3	0	23.8
		25	0	18.6	18.9	18.5	0	20.3	22.5	22.5	22.3	0	23.8
	16QAM	1	0	19.0	19.3	18.8	0	20.3	22.7	22.7	22.4	0	23.8
		1	12	18.9	19.1	18.8	0	20.3	22.5	22.7	22.4	0	23.8
		1	24	18.9	19.1	18.8	0	20.3	22.6	22.6	22.4	0	23.8
		12	0	18.6	18.9	18.5	0	20.3	22.5	22.4	22.2	0.1	23.7
		12	7	18.6	18.8	18.5	0	20.3	22.4	22.4	22.2	0.1	23.7
		12	13	18.6	18.8	18.5	0	20.3	22.4	22.4	22.2	0.1	23.7
		25	0	18.6	18.8	18.5	0	20.3	22.4	22.4	22.2	0.1	23.7
	64QAM	1	0	19.1	19.3	18.9	0	20.3	22.6	22.7	22.6	0.1	23.7
		1	12	18.9	19.1	18.8	0	20.3	22.5	22.6	22.6	0.1	23.7
		1	24	18.9	19.2	18.8	0	20.3	22.6	22.7	22.6	0.1	23.7
		12	0	18.6	18.9	18.6	0	20.3	22.4	22.5	22.2	1.1	22.7
		12	7	18.6	18.9	18.5	0	20.3	22.4	22.4	22.2	1.1	22.7
		12	13	18.6	18.9	18.5	0	20.3	22.4	22.4	22.2	1.1	22.7
		25	0	18.6	18.8	18.4	0	20.3	22.4	22.4	22.2	1.1	22.7
	256QAM	1	0	18.8	19.0	18.8	0	20.3	19.6	19.2	18.9	3.1	20.7
		1	12	18.6	18.8	18.8	0	20.3	19.4	19.1	19.0	3.1	20.7
		1	24	18.8	18.8	18.6	0	20.3	19.2	19.0	19.1	3.1	20.7
		12	0	18.6	18.6	18.5	0	20.3	19.5	19.5	19.3	3.1	20.7
		12	7	18.5	18.6	18.5	0	20.3	19.4	19.5	19.3	3.1	20.7
		12	13	18.5	18.6	18.5	0	20.3	19.4	19.4	19.3	3.1	20.7
		25	0	18.6	18.6	18.5	0	20.3	19.4	19.5	19.3	3.1	20.7

This report shall not be reproduced without the written approval of UL Verification Services Inc.

LTE Band 25 Measured Results (ANT2) (continued)

BW (MHz)	Mode	RB Allocation	RB Offset	Mode A Power (dBm)					Mode B Power (dBm)				
				26055	26365	26675	MPR	Tune-up Limit	26055	26365	26675	MPR	Tune-up Limit
				1851.5 MHz	1882.5 MHz	1913.5 MHz			1851.5 MHz	1882.5 MHz	1913.5 MHz		
3	QPSK	1	0	18.6	18.6	18.4	0	20.3	22.4	22.3	22.1	0	23.8
		1	8	18.8	18.8	18.6	0	20.3	22.5	22.5	22.3	0	23.8
		1	14	18.6	18.6	18.4	0	20.3	22.3	22.3	22.1	0	23.8
		8	0	18.7	18.7	18.5	0	20.3	22.4	22.4	22.2	0	23.8
		8	4	18.7	18.8	18.6	0	20.3	22.5	22.4	22.2	0	23.8
		8	7	18.7	18.8	18.6	0	20.3	22.5	22.4	22.2	0	23.8
		15	0	18.7	18.7	18.5	0	20.3	22.4	22.4	22.2	0	23.8
	16QAM	1	0	18.7	18.7	18.6	0	20.3	22.4	22.5	22.3	0	23.8
		1	8	18.9	18.9	18.7	0	20.3	22.6	22.6	22.5	0	23.8
		1	14	18.6	18.7	18.6	0	20.3	22.4	22.4	22.3	0	23.8
		8	0	18.7	18.7	18.5	0	20.3	22.4	22.4	22.2	0.1	23.7
		8	4	18.7	18.8	18.5	0	20.3	22.4	22.4	22.2	0.1	23.7
		8	7	18.7	18.7	18.5	0	20.3	22.4	22.4	22.2	0.1	23.7
		15	0	18.7	18.7	18.5	0	20.3	22.3	22.3	22.2	0.1	23.7
	64QAM	1	0	18.7	18.7	18.5	0	20.3	22.4	22.5	22.3	0.1	23.7
		1	8	18.9	18.9	18.7	0	20.3	22.5	22.7	22.5	0.1	23.7
		1	14	18.6	18.7	18.5	0	20.3	22.2	22.4	22.2	0.1	23.7
		8	0	18.7	18.8	18.6	0	20.3	22.3	22.4	22.2	1.1	22.7
		8	4	18.7	18.8	18.6	0	20.3	22.4	22.4	22.2	1.1	22.7
		8	7	18.7	18.8	18.6	0	20.3	22.4	22.4	22.2	1.1	22.7
		15	0	18.7	18.7	18.5	0	20.3	22.3	22.3	22.2	1.1	22.7
	256QAM	1	0	18.6	18.5	18.5	0	20.3	20.6	20.6	20.5	3.1	20.7
		1	8	18.6	18.7	18.7	0	20.3	20.6	20.6	20.6	3.1	20.7
		1	14	18.5	18.6	18.7	0	20.3	20.7	20.6	20.6	3.1	20.7
		8	0	18.4	18.4	18.5	0	20.3	20.7	20.7	20.7	3.1	20.7
		8	4	18.4	18.4	18.5	0	20.3	20.7	20.7	20.7	3.1	20.7
		8	7	18.5	18.5	18.5	0	20.3	20.7	20.7	20.7	3.1	20.7
		15	0	18.4	18.4	18.5	0	20.3	20.7	20.7	20.7	3.1	20.7

BW (MHz)	Mode	RB Allocation	RB Offset	Mode A Power (dBm)					Mode B Power (dBm)				
				26047	26365	26683	MPR	Tune-up Limit	26047	26365	26683	MPR	Tune-up Limit
				1850.7 MHz	1882.5 MHz	1914.3 MHz			1850.7 MHz	1882.5 MHz	1914.3 MHz		
1.4	QPSK	1	0	18.5	18.6	18.4	0	20.3	22.3	22.2	22.1	0	23.8
		1	3	18.7	18.8	18.6	0	20.3	22.5	22.4	22.3	0	23.8
		1	5	18.5	18.6	18.4	0	20.3	22.3	22.3	22.1	0	23.8
		3	0	18.6	18.7	18.5	0	20.3	22.3	22.3	22.2	0	23.8
		3	1	18.7	18.7	18.5	0	20.3	22.4	22.4	22.2	0	23.8
		3	3	18.7	18.7	18.5	0	20.3	22.4	22.4	22.2	0	23.8
		6	0	18.7	18.7	18.5	0	20.3	22.4	22.3	22.2	0	23.8
	16QAM	1	0	18.7	18.7	18.5	0	20.3	22.4	22.4	22.2	0	23.8
		1	3	18.9	18.9	18.7	0	20.3	22.6	22.6	22.5	0	23.8
		1	5	18.7	18.7	18.5	0	20.3	22.4	22.4	22.2	0	23.8
		3	0	18.7	18.8	18.6	0	20.3	22.4	22.4	22.3	0	23.8
		3	1	18.8	18.8	18.6	0	20.3	22.5	22.4	22.3	0	23.8
		3	3	18.8	18.8	18.6	0	20.3	22.5	22.5	22.3	0	23.8
		6	0	18.6	18.7	18.5	0	20.3	22.3	22.3	22.2	0.1	23.7
	64QAM	1	0	18.7	18.8	18.5	0	20.3	22.4	22.4	22.2	0.1	23.7
		1	3	18.8	19.0	18.7	0	20.3	22.7	22.6	22.4	0.1	23.7
		1	5	18.6	18.8	18.4	0	20.3	22.6	22.4	22.1	0.1	23.7
		3	0	18.7	18.7	18.6	0	20.3	22.5	22.4	22.2	0.1	23.7
		3	1	18.8	18.8	18.6	0	20.3	22.5	22.5	22.3	0.1	23.7
		3	3	18.8	18.8	18.6	0	20.3	22.5	22.4	22.3	0.1	23.7
		6	0	18.7	18.7	18.5	0	20.3	22.4	22.3	22.1	1.1	22.7
	256QAM	1	0	18.3	18.3	18.3	0	20.3	20.5	20.5	20.4	3.1	20.7
		1	3	18.3	18.3	18.3	0	20.3	20.7	20.7	20.5	3.1	20.7
		1	5	18.3	18.3	18.3	0	20.3	20.6	20.5	20.4	3.1	20.7
		3	0	18.3	18.3	18.3	0	20.3	20.7	20.7	20.7	3.1	20.7
		3	1	18.3	18.3	18.3	0	20.3	20.7	20.7	20.7	3.1	20.7
		3	3	18.3	18.3	18.3	0	20.3	20.7	20.7	20.7	3.1	20.7
		6	0	18.3	18.3	18.3	0	20.3	20.7	20.7	20.7	3.1	20.7

This report shall not be reproduced without the written approval of UL Verification Services Inc.

LTE Band 25 Measured Results (ANT3)

BW (MHz)	Mode	RB Allocation	RB Offset	Mode A Power (dBm)					Mode B Power (dBm)				
				26140	26365	26590	MPR	Tune-up Limit	26140	26365	26590	MPR	Tune-up Limit
				1860 MHz	1882.5 MHz	1905 MHz			1860 MHz	1882.5 MHz	1905 MHz		
20	QPSK	1	0	24.1	24.0	24.2	0	25.7	22.3	22.4	22.5	0	23.7
		1	49	24.2	24.2	24.1	0	25.7	22.6	22.5	22.4	0	23.7
		1	99	23.9	24.0	24.1	0	25.7	22.5	22.3	22.4	0	23.7
		50	0	24.2	24.1	24.2	1	24.7	22.6	22.5	22.5	0	23.7
		50	24	24.2	24.2	24.1	1	24.7	22.6	22.5	22.5	0	23.7
		50	50	24.2	24.1	24.1	1	24.7	22.6	22.6	22.4	0	23.7
		100	0	24.2	24.2	24.2	1	24.7	22.7	22.7	22.5	0	23.7
	16QAM	1	0	23.6	23.2	22.7	1	24.7	22.2	22.2	22.1	0	23.7
		1	49	23.7	23.4	22.7	1	24.7	22.4	22.4	22.3	0	23.7
		1	99	23.4	23.1	22.7	1	24.7	22.2	22.2	22.1	0	23.7
		50	0	23.3	22.0	22.2	2	23.7	22.2	22.0	22.0	0	23.7
		50	24	23.2	22.1	22.2	2	23.7	22.2	22.0	21.9	0	23.7
		50	50	23.2	22.2	22.3	2	23.7	22.2	22.1	22.0	0	23.7
		100	0	23.3	22.2	22.3	2	23.7	22.2	22.1	22.0	0	23.7
	64QAM	1	0	21.7	21.7	21.7	2	23.7	22.3	22.1	22.2	0	23.7
		1	49	22.0	21.8	22.0	2	23.7	22.5	22.3	22.2	0	23.7
		1	99	21.7	21.7	21.9	2	23.7	22.4	22.1	22.1	0	23.7
		50	0	21.2	21.0	21.2	3	22.7	22.3	22.0	22.0	1	22.7
		50	24	21.1	21.1	21.2	3	22.7	22.2	22.0	22.0	1	22.7
		50	50	21.1	21.2	21.3	3	22.7	22.3	22.1	22.0	1	22.7
		100	0	21.2	21.1	21.3	3	22.7	22.3	22.1	22.1	1	22.7
	256QAM	1	0	18.7	18.7	18.7	5	20.7	20.2	19.9	20.1	3	20.7
		1	49	18.8	18.7	18.9	5	20.7	20.4	20.1	20.1	3	20.7
		1	99	18.7	18.7	18.7	5	20.7	20.3	20.0	20.0	3	
		50	0	19.2	19.0	19.1	5	20.7	20.7	20.5	20.4	3	20.7
		50	24	19.1	19.1	19.2	5	20.7	20.6	20.5	20.4	3	20.7
		50	50	19.1	19.2	19.2	5	20.7	20.6	20.6	20.4	3	20.7
		100	0	19.1	19.1	19.2	5	20.7	20.6	20.5	20.5	3	20.7

BW (MHz)	Mode	RB Allocation	RB Offset	Mode A Power (dBm)					Mode B Power (dBm)				
				26115	26365	26615	MPR	Tune-up Limit	26115	26365	26615	MPR	Tune-up Limit
				1857.5 MHz	1882.5 MHz	1907.5 MHz			1857.5 MHz	1882.5 MHz	1907.5 MHz		
15	QPSK	1	0	23.9	23.7	23.7	0	25.7	22.2	22.0	22.0	0	23.7
		1	37	23.9	23.7	23.7	0	25.7	22.3	22.1	22.1	0	23.7
		1	74	23.8	23.7	23.7	0	25.7	22.2	22.1	22.1	0	23.7
		36	0	23.9	23.7	23.7	1	24.7	22.3	22.1	22.0	0	23.7
		36	20	23.9	23.7	23.7	1	24.7	22.3	22.1	22.0	0	23.7
		36	39	23.9	23.8	23.7	1	24.7	22.2	22.1	22.0	0	23.7
		75	0	23.9	23.7	23.7	1	24.7	22.3	22.1	22.1	0	23.7
	16QAM	1	0	23.7	23.5	23.3	1	24.7	22.4	22.1	22.1	0	23.7
		1	37	23.9	23.5	23.4	1	24.7	22.4	22.2	22.2	0	23.7
		1	74	23.7	23.5	23.4	1	24.7	22.3	22.2	22.2	0	23.7
		36	0	23.3	23.1	23.0	2	23.7	22.2	22.0	22.0	0	23.7
		36	20	23.4	23.1	23.1	2	23.7	22.3	22.0	22.0	0	23.7
		36	39	23.3	23.2	23.1	2	23.7	22.2	22.1	22.0	0	23.7
		75	0	23.3	23.1	23.1	2	23.7	22.3	22.0	22.0	0	23.7
	64QAM	1	0	21.7	21.7	21.9	2	23.7	22.6	22.3	22.3	0	23.7
		1	37	22.1	21.7	22.1	2	23.7	22.6	22.3	22.4	0	23.7
		1	74	21.8	22.0	22.2	2	23.7	22.6	22.5	22.3	0	23.7
		36	0	21.2	21.1	21.3	3	22.7	22.2	22.1	22.0	1	22.7
		36	20	21.2	21.2	21.3	3	22.7	22.3	22.1	22.1	1	22.7
		36	39	21.2	21.3	21.3	3	22.7	22.2	22.2	22.1	1	22.7
		75	0	21.2	21.2	21.3	3	22.7	22.3	22.1	22.1	1	22.7
	256QAM	1	0	18.7	18.7	18.8	5	20.7	20.2	20.1	20.1	3	20.7
		1	37	18.9	18.7	19.0	5	20.7	20.5	20.2	20.1	3	20.7
		1	74	18.8	18.9	18.9	5	20.7	20.3	20.3	20.0	3	20.7
		36	0	19.1	19.1	19.2	5	20.7	20.6	20.5	20.4	3	20.7
		36	20	19.2	19.1	19.3	5	20.7	20.7	20.5	20.5	3	20.7
		36	39	19.1	19.2	19.3	5	20.7	20.6	20.6	20.5	3	20.7
		75	0	19.2	19.1	19.3	5	20.7	20.7	20.5	20.5	3	20.7

This report shall not be reproduced without the written approval of UL Verification Services Inc.

LTE Band 25 Measured Results (ANT3) (continued)

BW (MHz)	Mode	RB Allocation	RB Offset	Mode A Power (dBm)					Mode B Power (dBm)				
				26090	26365	26640	MPR	Tune-up Limit	26090	26365	26640	MPR	Tune-up Limit
				1855 MHz	1882.5 MHz	1910 MHz			1855 MHz	1882.5 MHz	1910 MHz		
10	QPSK	1	0	24.0	23.8	23.7	0	25.7	22.4	22.1	22.1	0	23.7
		1	25	24.0	23.8	23.8	0	25.7	22.3	22.2	22.1	0	23.7
		1	49	23.9	23.8	23.7	0	25.7	22.3	22.2	22.1	0	23.7
		25	0	24.0	23.8	23.7	1	24.7	22.3	22.2	22.1	0	23.7
		25	12	24.0	23.8	23.7	1	24.7	22.3	22.1	22.1	0	23.7
		25	25	24.0	23.8	23.7	1	24.7	22.3	22.1	22.1	0	23.7
		50	0	24.0	23.8	23.8	1	24.7	22.4	22.2	22.1	0	23.7
	16QAM	1	0	23.7	23.5	23.5	1	24.7	22.5	22.2	22.2	0	23.7
		1	25	23.7	23.5	23.5	1	24.7	22.4	22.2	22.3	0	23.7
		1	49	23.7	23.6	23.5	1	24.7	22.4	22.4	22.2	0	23.7
		25	0	23.3	23.1	23.1	2	23.7	22.3	22.1	22.0	0	23.7
		25	12	23.3	23.1	23.1	2	23.7	22.3	22.1	22.0	0	23.7
		25	25	23.4	23.1	23.1	2	23.7	22.3	22.1	22.0	0	23.7
		50	0	23.4	23.2	23.2	2	23.7	22.4	22.1	22.1	0	23.7
	64QAM	1	0	21.8	21.8	22.0	2	23.7	22.5	22.3	22.3	0	23.7
		1	25	22.0	21.9	22.0	2	23.7	22.6	22.3	22.4	0	23.7
		1	49	22.0	22.0	22.2	2	23.7	22.6	22.6	22.3	0	23.7
		25	0	21.2	21.1	21.3	3	22.7	22.3	22.2	22.2	1	22.7
		25	12	21.2	21.1	21.3	3	22.7	22.4	22.2	22.1	1	22.7
		25	25	21.2	21.2	21.3	3	22.7	22.4	22.2	22.1	1	22.7
		50	0	21.3	21.2	21.4	3	22.7	22.4	22.2	22.2	1	22.7
	256QAM	1	0	18.7	18.7	19.0	5	20.7	20.4	20.2	20.2	3	20.7
		1	25	18.8	18.7	19.0	5	20.7	20.5	20.3	20.3	3	20.7
		1	49	18.9	19.0	19.0	5	20.7	20.5	20.4	20.1	3	20.7
		25	0	19.2	19.1	19.3	5	20.7	20.7	20.5	20.6	3	20.7
		25	12	19.2	19.1	19.3	5	20.7	20.7	20.6	20.5	3	20.7
		25	25	19.2	19.2	19.3	5	20.7	20.7	20.6	20.5	3	20.7
		50	0	19.2	19.2	19.3	5	20.7	20.7	20.6	20.6	3	20.7

BW (MHz)	Mode	RB Allocation	RB Offset	Mode A Power (dBm)					Mode B Power (dBm)				
				26065	26365	26665	MPR	Tune-up Limit	26065	26365	26665	MPR	Tune-up Limit
				1852.5 MHz	1882.5 MHz	1912.5 MHz			1852.5 MHz	1882.5 MHz	1912.5 MHz		
5	QPSK	1	0	24.0	23.8	23.8	0	25.7	22.4	22.2	22.1	0	23.7
		1	12	24.0	23.8	23.7	0	25.7	22.4	22.2	22.1	0	23.7
		1	24	24.0	23.8	23.8	0	25.7	22.3	22.2	22.1	0	23.7
		12	0	24.0	23.8	23.7	1	24.7	22.4	22.1	22.1	0	23.7
		12	7	24.0	23.7	23.7	1	24.7	22.3	22.1	22.1	0	23.7
		12	13	24.0	23.7	23.7	1	24.7	22.3	22.1	22.1	0	23.7
		25	0	24.0	23.8	23.7	1	24.7	22.4	22.2	22.1	0	23.7
	16QAM	1	0	24.1	24.1	24.1	1	24.7	22.5	22.3	22.3	0	23.7
		1	12	24.1	24.1	24.0	1	24.7	22.5	22.3	22.2	0	23.7
		1	24	24.4	24.1	24.1	1	24.7	22.6	22.3	22.2	0	23.7
		12	0	23.7	23.6	23.6	2	23.7	22.3	22.1	22.1	0	23.7
		12	7	23.7	23.6	23.6	2	23.7	22.3	22.1	22.0	0	23.7
		12	13	23.7	23.6	23.6	2	23.7	22.3	22.1	22.0	0	23.7
		25	0	23.7	23.6	23.7	2	23.7	22.3	22.1	22.0	0	23.7
	64QAM	1	0	23.6	23.4	23.4	2	23.7	22.6	22.4	22.6	0	23.7
		1	12	23.5	23.3	23.4	2	23.7	22.5	22.4	22.4	0	23.7
		1	24	23.6	23.4	23.4	2	23.7	22.8	22.4	22.4	0	23.7
		12	0	22.7	22.7	22.6	3	22.7	22.3	22.2	22.2	1	22.7
		12	7	22.7	22.7	22.6	3	22.7	22.4	22.1	22.1	1	22.7
		12	13	22.7	22.7	22.6	3	22.7	22.4	22.2	22.1	1	22.7
		25	0	22.7	22.7	22.6	3	22.7	22.3	22.2	22.1	1	22.7
	256QAM	1	0	20.4	20.1	20.2	5	20.7	20.4	20.2	20.3	3	20.7
		1	12	20.3	20.1	20.1	5	20.7	20.4	20.2	20.2	3	20.7
		1	24	20.5	20.1	20.1	5	20.7	20.5	20.3	20.3	3	20.7
		12	0	20.6	20.5	20.5	5	20.7	20.7	20.6	20.6	3	20.7
		12	7	20.6	20.5	20.4	5	20.7	20.7	20.6	20.6	3	20.7
		12	13	20.7	20.5	20.4	5	20.7	20.7	20.6	20.6	3	20.7
		25	0	20.7	20.5	20.4	5	20.7	20.7	20.6	20.5	3	20.7

This report shall not be reproduced without the written approval of UL Verification Services Inc.

LTE Band 25 Measured Results (ANT3) (continued)

BW (MHz)	Mode	RB Allocation	RB Offset	Mode A Power (dBm)					Mode B Power (dBm)				
				26055	26365	26675	MPR	Tune-up Limit	26055	26365	26675	MPR	Tune-up Limit
				1851.5 MHz	1882.5 MHz	1913.5 MHz			1851.5 MHz	1882.5 MHz	1913.5 MHz		
3	QPSK	1	0	23.9	23.7	23.7	0	25.7	22.3	22.0	21.9	0	23.7
		1	8	24.0	23.8	23.7	0	25.7	22.4	22.2	22.1	0	23.7
		1	14	23.9	23.7	23.7	0	25.7	22.2	22.0	21.9	0	23.7
		8	0	24.0	23.7	23.6	1	24.7	22.3	22.1	22.0	0	23.7
		8	4	24.0	23.7	23.7	1	24.7	22.3	22.1	22.0	0	23.7
		8	7	23.9	23.7	23.7	1	24.7	22.3	22.1	22.0	0	23.7
		15	0	23.9	23.7	23.6	1	24.7	22.3	22.1	22.0	0	23.7
	16QAM	1	0	24.0	23.8	23.8	1	24.7	22.3	22.1	22.0	0	23.7
		1	8	24.2	24.0	24.0	1	24.7	22.5	22.3	22.2	0	23.7
		1	14	24.0	23.8	23.9	1	24.7	22.3	22.0	22.1	0	23.7
		8	0	23.7	23.5	23.5	2	23.7	22.3	22.1	21.9	0	23.7
		8	4	23.7	23.6	23.6	2	23.7	22.3	22.1	22.0	0	23.7
		8	7	23.7	23.6	23.6	2	23.7	22.3	22.1	22.0	0	23.7
		15	0	23.7	23.5	23.5	2	23.7	22.2	22.0	21.9	0	23.7
	64QAM	1	0	23.4	23.2	23.1	2	23.7	22.3	22.2	22.1	0	23.7
		1	8	23.5	23.4	23.3	2	23.7	22.5	22.4	22.2	0	23.7
		1	14	23.4	23.2	23.2	2	23.7	22.4	22.2	22.0	0	23.7
		8	0	22.7	22.6	22.5	3	22.7	22.3	22.2	22.0	1	22.7
		8	4	22.7	22.6	22.6	3	22.7	22.4	22.2	22.1	1	22.7
		8	7	22.7	22.7	22.6	3	22.7	22.4	22.2	22.1	1	22.7
		15	0	22.7	22.6	22.5	3	22.7	22.3	22.1	22.0	1	22.7
	256QAM	1	0	20.4	20.1	20.0	5	20.7	20.1	20.0	20.0	3	20.7
		1	8	20.1	20.2	20.1	5	20.7	20.0	20.1	20.2	3	20.7
		1	14	20.2	20.1	20.2	5	20.7	20.0	20.2	20.1	3	20.7
		8	0	20.5	20.5	20.5	5	20.7	20.5	20.6	20.5	3	20.7
		8	4	20.5	20.6	20.5	5	20.7	20.6	20.6	20.6	3	20.7
		8	7	20.6	20.6	20.6	5	20.7	20.6	20.6	20.6	3	20.7
		15	0	20.6	20.5	20.5	5	20.7	20.6	20.6	20.6	3	20.7

BW (MHz)	Mode	RB Allocation	RB Offset	Mode A Power (dBm)					Mode B Power (dBm)				
				26047	26365	26683	MPR	Tune-up Limit	26047	26365	26683	MPR	Tune-up Limit
				1850.7 MHz	1882.5 MHz	1914.3 MHz			1850.7 MHz	1882.5 MHz	1914.3 MHz		
1.4	QPSK	1	0	23.8	23.7	23.7	0	25.7	21.7	21.9	21.9	0	23.7
		1	3	23.9	23.8	23.7	0	25.7	22.6	22.1	22.1	0	23.7
		1	5	23.8	23.7	23.7	0	25.7	22.4	22.0	21.9	0	23.7
		3	0	23.9	23.7	23.7	0	25.7	22.4	22.0	21.9	0	23.7
		3	1	23.9	23.7	23.7	0	25.7	22.5	22.1	22.0	0	23.7
		3	3	23.9	23.7	23.7	0	25.7	22.5	22.1	22.0	0	23.7
		6	0	23.9	23.7	23.6	1	24.7	22.4	22.0	22.0	0	23.7
	16QAM	1	0	24.0	23.9	23.7	1	24.7	22.5	22.1	22.0	0	23.7
		1	3	24.1	24.0	24.0	1	24.7	22.7	22.3	22.2	0	23.7
		1	5	24.0	23.8	23.8	1	24.7	22.5	22.1	22.0	0	23.7
		3	0	24.0	23.8	23.8	1	24.7	22.5	22.1	22.0	0	23.7
		3	1	24.1	23.9	23.9	1	24.7	22.6	22.1	22.1	0	23.7
		3	3	24.1	23.8	23.9	1	24.7	22.6	22.1	22.1	0	23.7
		6	0	23.7	23.6	23.5	2	23.7	22.4	22.0	21.9	0	23.7
	64QAM	1	0	23.4	23.1	23.0	2	23.7	22.4	22.2	22.0	0	23.7
		1	3	23.7	23.3	23.3	2	23.7	22.5	22.5	22.3	0	23.7
		1	5	23.5	23.2	23.1	2	23.7	22.3	22.3	22.1	0	23.7
		3	0	23.7	23.7	23.6	2	23.7	22.3	22.2	22.1	0	23.7
		3	1	23.7	23.7	23.7	2	23.7	22.4	22.2	22.2	0	23.7
		3	3	23.7	23.7	23.7	2	23.7	22.4	22.2	22.1	0	23.7
		6	0	22.7	22.6	22.5	3	22.7	22.3	22.1	22.0	1	22.7
	256QAM	1	0	20.0	20.0	20.0	5	20.7	20.1	20.1	19.9	3	20.7
		1	3	20.0	20.0	20.0	5	20.7	20.2	20.2	20.1	3	20.7
		1	5	20.2	20.2	20.2	5	20.7	20.0	20.1	20.0	3	20.7
		3	0	20.6	20.6	20.5	5	20.7	20.6	20.6	20.5	3	20.7
		3	1	20.6	20.6	20.5	5	20.7	20.7	20.6	20.6	3	20.7
		3	3	20.6	20.6	20.6	5	20.7	20.7	20.6	20.6	3	20.7
		6	0	20.6	20.5	20.5	5	20.7	20.5	20.5	20.5	3	20.7

This report shall not be reproduced without the written approval of UL Verification Services Inc.

LTE Band 25 Measured Results (ANT4)

BW (MHz)	Mode	RB Allocation	RB Offset	Mode A Power (dBm)					Mode B Power (dBm)				
				26140	26365	26590	MPR	Tune-up Limit	26140	26365	26590	MPR	Tune-up Limit
				1860 MHz	1882.5 MHz	1905 MHz			1860 MHz	1882.5 MHz	1905 MHz		
20	QPSK	1	0	19.8	19.6	19.6	0	20.5	20.4	20.5	20.4	0	22.3
		1	49	19.7	19.7	19.7	0	20.5	20.5	20.6	20.5	0	22.3
		1	99	19.6	19.6	19.5	0	20.5	20.4	20.5	20.4	0	22.3
		50	0	19.6	19.8	19.5	0	20.5	20.4	20.4	20.4	0	22.3
		50	24	19.7	19.8	19.5	0	20.5	20.5	20.5	20.5	0	22.3
		50	50	19.8	19.8	19.7	0	20.5	20.4	20.6	20.6	0	22.3
		100	0	19.8	19.8	19.8	0	20.5	20.6	20.6	20.6	0	22.3
	16QAM	1	0	19.0	19.5	19.3	0	20.5	20.6	20.6	20.6	0	22.3
		1	49	19.4	19.3	19.4	0	20.5	20.6	20.6	20.6	0	22.3
		1	99	19.2	19.1	19.1	0	20.5	20.6	20.6	20.6	0	22.3
		50	0	19.1	19.3	19.2	0	20.5	20.6	20.6	20.6	0	22.3
		50	24	19.2	19.2	19.2	0	20.5	20.6	20.6	20.6	0	22.3
		50	50	19.2	19.3	19.1	0	20.5	20.6	20.6	20.6	0	22.3
		100	0	19.2	19.4	19.3	0	20.5	20.6	20.6	20.6	0	22.3
	64QAM	1	0	19.1	19.6	19.3	0	20.5	20.6	20.6	20.6	0	22.3
		1	49	19.4	19.4	19.4	0	20.5	20.6	20.6	20.6	0	22.3
		1	99	19.2	19.2	19.4	0	20.5	20.6	20.6	20.6	0	22.3
		50	0	19.1	19.3	19.2	0	20.5	20.6	20.6	20.6	0.1	22.2
		50	24	19.2	19.2	19.3	0	20.5	20.6	20.6	20.6	0.1	22.2
		50	50	19.2	19.4	19.2	0	20.5	20.6	20.6	20.6	0.1	22.2
		100	0	19.3	19.3	19.4	0	20.5	20.6	20.6	20.6	0.1	22.2
	256QAM	1	0	19.2	19.2	19.2	0.3	20.2	19.7	19.8	19.7	2.1	20.2
		1	49	19.5	19.4	19.2	0.3	20.2	19.9	20.0	19.9	2.1	20.2
		1	99	19.1	19.2	19.1	0.3	20.2	19.8	20.0	19.8	2.1	20.2
		50	0	19.0	19.1	19.2	0.3	20.2	19.7	19.8	19.8	2.1	20.2
		50	24	19.2	19.2	19.2	0.3	20.2	19.9	19.8	19.8	2.1	20.2
		50	50	19.2	19.2	19.1	0.3	20.2	19.9	19.9	19.8	2.1	20.2
		100	0	19.2	19.3	19.2	0.3	20.2	19.9	19.9	19.9	2.1	20.2

BW (MHz)	Mode	RB Allocation	RB Offset	Mode A Power (dBm)					Mode B Power (dBm)				
				26115	26365	26615	MPR	Tune-up Limit	26115	26365	26615	MPR	Tune-up Limit
				1857.5 MHz	1882.5 MHz	1907.5 MHz			1857.5 MHz	1882.5 MHz	1907.5 MHz		
15	QPSK	1	0	19.2	19.2	19.3	0	20.5	20.4	20.4	20.4	0	22.3
		1	37	19.3	19.3	19.2	0	20.5	20.4	20.4	20.4	0	22.3
		1	74	19.4	19.3	19.2	0	20.5	20.4	20.4	20.4	0	22.3
		36	0	19.2	19.3	19.3	0	20.5	20.4	20.4	20.4	0	22.3
		36	20	19.3	19.3	19.2	0	20.5	20.4	20.4	20.4	0	22.3
		36	39	19.4	19.3	19.2	0	20.5	20.4	20.4	20.4	0	22.3
		75	0	19.3	19.3	19.2	0	20.5	20.4	20.4	20.4	0	22.3
	16QAM	1	0	19.3	19.3	19.4	0	20.5	20.4	20.4	20.4	0	22.3
		1	37	19.5	19.5	19.4	0	20.5	20.4	20.4	20.4	0	22.3
		1	74	19.4	19.5	19.4	0	20.5	20.4	20.4	20.4	0	22.3
		36	0	19.1	19.2	19.2	0	20.5	20.4	20.4	20.4	0	22.3
		36	20	19.2	19.3	19.1	0	20.5	20.4	20.4	20.4	0	22.3
		36	39	19.3	19.2	19.1	0	20.5	20.4	20.4	20.4	0	22.3
		75	0	19.2	19.3	19.2	0	20.5	20.4	20.4	20.4	0	22.3
	64QAM	1	0	19.5	19.4	19.4	0	20.5	20.4	20.4	20.4	0	22.3
		1	37	19.6	19.5	19.2	0	20.5	20.4	20.4	20.4	0	22.3
		1	74	19.7	19.5	19.3	0	20.5	20.4	20.4	20.4	0	22.3
		36	0	19.2	19.3	19.3	0	20.5	20.4	20.4	20.4	0.1	22.2
		36	20	19.2	19.3	19.2	0	20.5	20.4	20.4	20.4	0.1	22.2
		36	39	19.3	19.3	19.2	0	20.5	20.4	20.4	20.4	0.1	22.2
		75	0	19.3	19.3	19.2	0	20.5	20.4	20.4	20.4	0.1	22.2
	256QAM	1	0	19.3	19.4	19.4	0.3	20.2	19.8	19.8	19.8	2.1	20.2
		1	37	19.3	19.4	19.2	0.3	20.2	19.8	19.9	19.8	2.1	20.2
		1	74	19.5	19.4	19.3	0.3	20.2	20.0	20.0	19.8	2.1	20.2
		36	0	19.2	19.2	19.2	0.3	20.2	19.8	19.9	19.9	2.1	20.2
		36	20	19.2	19.3	19.1	0.3	20.2	19.9	19.9	19.8	2.1	20.2
		36	39	19.3	19.2	19.1	0.3	20.2	19.9	20.0	19.8	2.1	20.2
		75	0	19.2	19.3	19.2	0.3	20.2	19.9	19.9	19.9	2.1	20.2

This report shall not be reproduced without the written approval of UL Verification Services Inc.

LTE Band 25 Measured Results (ANT4) (continued)

BW (MHz)	Mode	RB Allocation	RB Offset	Mode A Power (dBm)					Mode B Power (dBm)				
				26090	26365	26640	MPR	Tune-up Limit	26090	26365	26640	MPR	Tune-up Limit
				1855 MHz	1882.5 MHz	1910 MHz			1855 MHz	1882.5 MHz	1910 MHz		
10	QPSK	1	0	19.2	19.3	19.3	0	20.5	20.4	20.4	20.4	0	22.3
		1	25	19.2	19.5	19.3	0	20.5	20.4	20.4	20.4	0	22.3
		1	49	19.4	19.3	19.2	0	20.5	20.4	20.4	20.4	0	22.3
		25	0	19.3	19.4	19.3	0	20.5	20.4	20.4	20.4	0	22.3
		25	12	19.3	19.5	19.3	0	20.5	20.4	20.4	20.4	0	22.3
		25	25	19.4	19.5	19.2	0	20.5	20.4	20.4	20.4	0	22.3
		50	0	19.4	19.5	19.3	0	20.5	20.4	20.4	20.4	0	22.3
	16QAM	1	0	19.4	19.4	19.3	0	20.5	20.4	20.4	20.4	0	22.3
		1	25	19.4	19.6	19.4	0	20.5	20.4	20.4	20.4	0	22.3
		1	49	19.5	19.4	19.3	0	20.5	20.4	20.4	20.4	0	22.3
		25	0	19.2	19.3	19.2	0	20.5	20.4	20.4	20.4	0	22.3
		25	12	19.2	19.4	19.2	0	20.5	20.4	20.4	20.4	0	22.3
		25	25	19.3	19.4	19.2	0	20.5	20.4	20.4	20.4	0	22.3
		50	0	19.3	19.5	19.2	0	20.5	20.4	20.4	20.4	0	22.3
	64QAM	1	0	19.5	19.5	19.4	0	20.5	20.4	20.4	20.4	0	22.3
		1	25	19.4	19.6	19.5	0	20.5	20.4	20.4	20.4	0	22.3
		1	49	19.7	19.5	19.3	0	20.5	20.4	20.4	20.4	0	22.3
		25	0	19.3	19.3	19.2	0	20.5	20.4	20.4	20.4	0.1	22.2
		25	12	19.3	19.4	19.2	0	20.5	20.4	20.4	20.4	0.1	22.2
		25	25	19.4	19.4	19.2	0	20.5	20.4	20.4	20.4	0.1	22.2
		50	0	19.3	19.4	19.3	0	20.5	20.4	20.4	20.4	0.1	22.2
	256QAM	1	0	19.4	19.4	19.4	0.3	20.2	19.8	19.9	20.0	2.1	20.2
		1	25	19.6	19.5	19.4	0.3	20.2	19.7	19.9	20.0	2.1	20.2
		1	49	19.4	19.4	19.3	0.3	20.2	20.0	20.0	19.8	2.1	20.2
		25	0	19.3	19.3	19.2	0.3	20.2	19.8	19.9	19.9	2.1	20.2
		25	12	19.4	19.4	19.2	0.3	20.2	19.8	20.0	19.8	2.1	20.2
		25	25	19.4	19.4	19.2	0.3	20.2	19.9	20.0	19.8	2.1	20.2
		50	0	19.4	19.4	19.2	0.3	20.2	19.9	20.0	19.9	2.1	20.2

BW (MHz)	Mode	RB Allocation	RB Offset	Mode A Power (dBm)					Mode B Power (dBm)				
				26065	26365	26665	MPR	Tune-up Limit	26065	26365	26665	MPR	Tune-up Limit
				1852.5 MHz	1882.5 MHz	1912.5 MHz			1852.5 MHz	1882.5 MHz	1912.5 MHz		
5	QPSK	1	0	19.4	19.4	19.3	0	20.5	20.6	20.6	20.6	0	22.3
		1	12	19.3	19.4	19.3	0	20.5	20.6	20.6	20.6	0	22.3
		1	24	19.3	19.4	19.3	0	20.5	20.6	20.6	20.6	0	22.3
		12	0	19.3	19.4	19.3	0	20.5	20.6	20.6	20.6	0	22.3
		12	7	19.3	19.4	19.3	0	20.5	20.6	20.6	20.6	0	22.3
		12	13	19.3	19.4	19.3	0	20.5	20.6	20.6	20.6	0	22.3
		25	0	19.3	19.5	19.3	0	20.5	20.6	20.6	20.6	0	22.3
	16QAM	1	0	19.5	19.5	19.4	0	20.5	20.6	20.6	20.6	0	22.3
		1	12	19.3	19.5	19.4	0	20.5	20.6	20.6	20.6	0	22.3
		1	24	19.5	19.5	19.4	0	20.5	20.6	20.6	20.6	0	22.3
		12	0	19.2	19.4	19.2	0	20.5	20.6	20.6	20.6	0	22.3
		12	7	19.2	19.4	19.2	0	20.5	20.6	20.6	20.6	0	22.3
		12	13	19.2	19.4	19.3	0	20.5	20.6	20.6	20.6	0	22.3
		25	0	19.2	19.4	19.2	0	20.5	20.6	20.6	20.6	0	22.3
	64QAM	1	0	19.6	19.6	19.6	0	20.5	20.6	20.6	20.6	0	22.3
		1	12	19.4	19.6	19.5	0	20.5	20.6	20.6	20.6	0	22.3
		1	24	19.6	19.6	19.5	0	20.5	20.6	20.6	20.6	0	22.3
		12	0	19.3	19.4	19.3	0	20.5	20.6	20.6	20.6	0.1	22.2
		12	7	19.3	19.5	19.2	0	20.5	20.6	20.6	20.6	0.1	22.2
		12	13	19.3	19.5	19.3	0	20.5	20.6	20.6	20.6	0.1	22.2
		25	0	19.3	19.5	19.2	0	20.5	20.6	20.6	20.6	0.1	22.2
	256QAM	1	0	19.3	19.2	19.2	0.3	20.2	19.9	19.9	19.9	2.1	20.2
		1	12	19.1	19.3	19.3	0.3	20.2	19.7	19.9	19.9	2.1	20.2
		1	24	19.2	19.3	19.3	0.3	20.2	19.9	19.9	19.9	2.1	20.2
		12	0	19.0	19.2	19.2	0.3	20.2	19.8	20.0	19.9	2.1	20.2
		12	7	19.0	19.2	19.2	0.3	20.2	19.8	20.0	19.9	2.1	20.2
		12	13	19.1	19.2	19.2	0.3	20.2	19.8	20.0	19.9	2.1	20.2
		25	0	19.0	19.2	19.1	0.3	20.2	19.8	20.0	19.9	2.1	20.2

This report shall not be reproduced without the written approval of UL Verification Services Inc.

LTE Band 25 Measured Results (ANT4) (continued)

BW (MHz)	Mode	RB Allocation	RB Offset	Mode A Power (dBm)					Mode B Power (dBm)				
				26055	26365	26675	MPR	Tune-up Limit	26055	26365	26675	MPR	Tune-up Limit
				1851.5 MHz	1882.5 MHz	1913.5 MHz			1851.5 MHz	1882.5 MHz	1913.5 MHz		
3	QPSK	1	0	19.2	19.3	19.1	0	20.5	20.5	20.5	20.5	0	22.3
		1	8	19.4	19.5	19.3	0	20.5	20.5	20.5	20.5	0	22.3
		1	14	19.1	19.3	19.1	0	20.5	20.5	20.5	20.5	0	22.3
		8	0	19.3	19.4	19.2	0	20.5	20.5	20.5	20.5	0	22.3
		8	4	19.3	19.4	19.3	0	20.5	20.5	20.5	20.5	0	22.3
		8	7	19.3	19.4	19.3	0	20.5	20.5	20.5	20.5	0	22.3
		15	0	19.3	19.4	19.2	0	20.5	20.5	20.5	20.5	0	22.3
	16QAM	1	0	19.3	19.4	19.2	0	20.5	20.5	20.5	20.5	0	22.3
		1	8	19.5	19.5	19.5	0	20.5	20.5	20.5	20.5	0	22.3
		1	14	19.2	19.4	19.2	0	20.5	20.5	20.5	20.5	0	22.3
		8	0	19.2	19.3	19.2	0	20.5	20.5	20.5	20.5	0	22.3
		8	4	19.3	19.4	19.2	0	20.5	20.5	20.5	20.5	0	22.3
		8	7	19.2	19.4	19.2	0	20.5	20.5	20.5	20.5	0	22.3
		15	0	19.2	19.3	19.2	0	20.5	20.5	20.5	20.5	0	22.3
	64QAM	1	0	19.4	19.4	19.2	0	20.5	20.5	20.5	20.5	0	22.3
		1	8	19.5	19.6	19.4	0	20.5	20.5	20.5	20.5	0	22.3
		1	14	19.2	19.4	19.1	0	20.5	20.5	20.5	20.5	0	22.3
		8	0	19.2	19.4	19.3	0	20.5	20.5	20.5	20.5	0.1	22.2
		8	4	19.3	19.4	19.3	0	20.5	20.5	20.5	20.5	0.1	22.2
		8	7	19.3	19.4	19.3	0	20.5	20.5	20.5	20.5	0.1	22.2
		15	0	19.2	19.3	19.2	0	20.5	20.5	20.5	20.5	0.1	22.2
	256QAM	1	0	19.2	19.2	19.0	0.3	20.2	18.6	18.6	18.6	2.1	20.2
		1	8	19.3	19.2	19.1	0.3	20.2	18.6	18.6	18.6	2.1	20.2
		1	14	19.3	19.1	19.0	0.3	20.2	18.6	18.6	18.6	2.1	20.2
		8	0	19.0	19.0	19.1	0.3	20.2	18.6	18.6	18.6	2.1	20.2
		8	4	19.0	19.0	19.2	0.3	20.2	18.6	18.6	18.6	2.1	20.2
		8	7	19.1	19.0	19.2	0.3	20.2	18.6	18.6	18.6	2.1	20.2
		15	0	19.1	19.0	19.1	0.3	20.2	18.6	18.6	18.6	2.1	20.2

BW (MHz)	Mode	RB Allocation	RB Offset	Mode A Power (dBm)					Mode B Power (dBm)				
				26047	26365	26683	MPR	Tune-up Limit	26047	26365	26683	MPR	Tune-up Limit
				1850.7 MHz	1882.5 MHz	1914.3 MHz			1850.7 MHz	1882.5 MHz	1914.3 MHz		
1.4	QPSK	1	0	19.2	19.3	19.1	0	20.5	20.4	20.4	20.4	0	22.3
		1	3	19.3	19.4	19.3	0	20.5	20.4	20.4	20.4	0	22.3
		1	5	19.1	19.3	19.0	0	20.5	20.4	20.4	20.4	0	22.3
		3	0	19.2	19.3	19.2	0	20.5	20.4	20.4	20.4	0	22.3
		3	1	19.3	19.4	19.2	0	20.5	20.4	20.4	20.4	0	22.3
		3	3	19.3	19.4	19.2	0	20.5	20.4	20.4	20.4	0	22.3
		6	0	19.2	19.4	19.2	0	20.5	20.4	20.4	20.4	0	22.3
	16QAM	1	0	19.3	19.4	19.2	0	20.5	20.4	20.4	20.4	0	22.3
		1	3	19.5	19.6	19.4	0	20.5	20.4	20.4	20.4	0	22.3
		1	5	19.3	19.4	19.1	0	20.5	20.4	20.4	20.4	0	22.3
		3	0	19.3	19.4	19.2	0	20.5	20.4	20.4	20.4	0	22.3
		3	1	19.3	19.5	19.3	0	20.5	20.4	20.4	20.4	0	22.3
		3	3	19.3	19.5	19.3	0	20.5	20.4	20.4	20.4	0	22.3
		6	0	19.2	19.4	19.1	0	20.5	20.4	20.4	20.4	0	22.3
	64QAM	1	0	19.2	19.4	19.4	0	20.5	20.4	20.4	20.4	0	22.3
		1	3	19.4	19.6	19.6	0	20.5	20.4	20.4	20.4	0	22.3
		1	5	19.2	19.4	19.3	0	20.5	20.4	20.4	20.4	0	22.3
		3	0	19.2	19.4	19.3	0	20.5	20.4	20.4	20.4	0	22.3
		3	1	19.3	19.5	19.4	0	20.5	20.4	20.4	20.4	0	22.3
		3	3	19.3	19.5	19.3	0	20.5	20.4	20.4	20.4	0	22.3
		6	0	19.2	19.4	19.2	0	20.5	20.4	20.4	20.4	0.1	22.2
	256QAM	1	0	19.4	19.3	19.4	0.3	20.2	18.4	18.4	18.4	2.1	20.2
		1	3	19.4	19.3	19.4	0.3	20.2	18.4	18.4	18.4	2.1	20.2
		1	5	19.4	19.4	19.4	0.3	20.2	18.4	18.4	18.4	2.1	20.2
		3	0	19.3	19.2	19.3	0.3	20.2	18.4	18.4	18.4	2.1	20.2
		3	1	19.3	19.2	19.3	0.3	20.2	18.4	18.4	18.4	2.1	20.2
		3	3	19.3	19.3	19.4	0.3	20.2	18.4	18.4	18.4	2.1	20.2
		6	0	19.3	19.2	19.3	0.3	20.2	18.4	18.4	18.4	2.1	20.2

This report shall not be reproduced without the written approval of UL Verification Services Inc.

LTE Band 26 Measured Results (ANT1)

BW (MHz)	Mode	RB Allocation	RB offset	Mode A Power (dBm)					Mode B Power (dBm)				
				26740	26865	26990	MPR	Tune-up Limit	26740	26865	26990	MPR	Tune-up Limit
				819 MHz	831.5 MHz	844 MHz			819 MHz	831.5 MHz	844 MHz		
10	QPSK	1	0	24.0	23.8	23.8	0	25.7	24.0	23.8	23.8	0	25.7
		1	25	24.0	24.0	23.8	0	25.7	24.0	24.0	23.8	0	25.7
		1	49	23.8	23.8	23.9	0	25.7	23.8	23.8	23.9	0	25.7
		25	0	23.9	23.8	23.9	1	24.7	23.9	23.8	23.9	1	24.7
		25	12	23.8	23.9	23.8	1	24.7	23.8	23.9	23.8	1	24.7
		25	25	23.8	23.8	23.9	1	24.7	23.8	23.8	23.9	1	24.7
		50	0	24.0	24.0	24.0	1	24.7	24.0	24.0	24.0	1	24.7
	16QAM	1	0	23.9	23.9	24.0	1	24.7	23.9	23.9	24.0	1	24.7
		1	25	24.0	24.1	24.1	1	24.7	24.0	24.1	24.1	1	24.7
		1	49	23.9	23.8	23.9	1	24.7	23.9	23.8	23.9	1	24.7
		25	0	23.4	23.5	23.5	2	23.7	23.4	23.5	23.5	2	23.7
		25	12	23.5	23.6	23.6	2	23.7	23.5	23.6	23.6	2	23.7
		25	25	23.6	23.6	23.6	2	23.7	23.6	23.6	23.6	2	23.7
		50	0	23.6	23.6	23.7	2	23.7	23.6	23.6	23.7	2	23.7
	64QAM	1	0	23.3	23.1	23.1	2	23.7	23.3	23.1	23.1	2	23.7
		1	25	23.3	23.3	23.2	2	23.7	23.3	23.3	23.2	2	23.7
		1	49	23.2	23.1	23.1	2	23.7	23.2	23.1	23.1	2	23.7
		25	0	22.4	22.5	22.4	3	22.7	22.4	22.5	22.4	3	22.7
		25	12	22.5	22.5	22.5	3	22.7	22.5	22.5	22.5	3	22.7
		25	25	22.5	22.5	22.5	3	22.7	22.5	22.5	22.5	3	22.7
		50	0	22.6	22.5	22.5	3	22.7	22.6	22.5	22.5	3	22.7
	256QAM	1	0	20.1	20.2	20.3	5	20.7	20.1	20.2	20.3	5	20.7
		1	25	20.2	20.4	20.3	5	20.7	20.2	20.4	20.3	5	20.7
		1	49	20.3	20.1	20.1	5	20.7	20.3	20.1	20.1	5	20.7
		25	0	20.5	20.6	20.5	5	20.7	20.5	20.6	20.5	5	20.7
		25	12	20.6	20.6	20.6	5	20.7	20.6	20.6	20.6	5	20.7
		25	25	20.6	20.6	20.6	5	20.7	20.6	20.6	20.6	5	20.7
		50	0	20.6	20.6	20.6	5	20.7	20.6	20.6	20.6	5	20.7

BW (MHz)	Mode	RB Allocation	RB offset	Mode A Power (dBm)					Mode B Power (dBm)				
				26715	26865	27015	MPR	Tune-up Limit	26715	26865	27015	MPR	Tune-up Limit
				816.5 MHz	831.5 MHz	846.5 MHz			816.5 MHz	831.5 MHz	846.5 MHz		
5	QPSK	1	0	24.0	23.9	24.0	0	25.7	24.0	23.9	24.0	0	25.7
		1	12	23.8	23.9	24.0	0	25.7	23.8	23.9	24.0	0	25.7
		1	24	23.9	23.9	23.9	0	25.7	23.9	23.9	23.9	0	25.7
		12	0	23.9	23.8	23.9	1	24.7	23.9	23.8	23.9	1	24.7
		12	7	23.8	23.9	23.9	1	24.7	23.8	23.9	23.9	1	24.7
		12	13	23.8	23.9	23.9	1	24.7	23.8	23.9	23.9	1	24.7
		25	0	23.8	23.9	23.9	1	24.7	23.8	23.9	23.9	1	24.7
	16QAM	1	0	24.2	24.0	24.1	1	24.7	24.2	24.0	24.1	1	24.7
		1	12	24.1	24.0	24.0	1	24.7	24.1	24.0	24.0	1	24.7
		1	24	24.0	24.0	24.0	1	24.7	24.0	24.0	24.0	1	24.7
		12	0	23.6	23.6	23.6	2	23.7	23.6	23.6	23.6	2	23.7
		12	7	23.6	23.6	23.5	2	23.7	23.6	23.6	23.5	2	23.7
		12	13	23.6	23.6	23.5	2	23.7	23.6	23.6	23.5	2	23.7
		25	0	23.7	23.6	23.5	2	23.7	23.7	23.6	23.5	2	23.7
	64QAM	1	0	23.3	23.2	23.5	2	23.7	23.3	23.2	23.5	2	23.7
		1	12	23.0	23.3	23.4	2	23.7	23.0	23.3	23.4	2	23.7
		1	24	23.1	23.2	23.2	2	23.7	23.1	23.2	23.2	2	23.7
		12	0	22.3	22.5	22.5	3	22.7	22.3	22.5	22.5	3	22.7
		12	7	22.3	22.5	22.5	3	22.7	22.3	22.5	22.5	3	22.7
		12	13	22.4	22.5	22.5	3	22.7	22.4	22.5	22.5	3	22.7
		25	0	22.4	22.5	22.6	3	22.7	22.4	22.5	22.6	3	22.7
	256QAM	1	0	20.4	20.2	20.4	5	20.7	20.4	20.2	20.4	5	20.7
		1	12	20.4	20.3	20.3	5	20.7	20.4	20.3	20.3	5	20.7
		1	24	20.3	20.3	20.3	5	20.7	20.3	20.3	20.3	5	20.7
		12	0	20.6	20.5	20.6	5	20.7	20.6	20.5	20.6	5	20.7
		12	7	20.6	20.6	20.5	5	20.7	20.6	20.6	20.5	5	20.7
		12	13	20.6	20.6	20.5	5	20.7	20.6	20.6	20.5	5	20.7
		25	0	20.6	20.6	20.5	5	20.7	20.6	20.6	20.5	5	20.7

This report shall not be reproduced without the written approval of UL Verification Services Inc.

LTE Band 26 Measured Results (ANT1) (continued)

BW (MHz)	Mode	RB Allocation	RB offset	Mode A Power (dBm)					Mode B Power (dBm)				
				26705	26865	27025	MPR	Tune-up Limit	26705	26865	27025	MPR	Tune-up Limit
				815.5 MHz	831.5 MHz	847.5 MHz			815.5 MHz	831.5 MHz	847.5 MHz		
3	QPSK	1	0	23.8	23.7	23.8	0	25.7	23.8	23.7	23.8	0	25.7
		1	8	23.9	23.9	23.9	0	25.7	23.9	23.9	23.9	0	25.7
		1	14	23.7	23.7	23.7	0	25.7	23.7	23.7	23.7	0	25.7
		8	0	23.8	23.8	23.8	1	24.7	23.8	23.8	23.8	1	24.7
		8	4	23.8	23.8	23.8	1	24.7	23.8	23.8	23.8	1	24.7
		8	7	23.8	23.8	23.8	1	24.7	23.8	23.8	23.8	1	24.7
		15	0	23.8	23.8	23.8	1	24.7	23.8	23.8	23.8	1	24.7
	16QAM	1	0	23.9	23.9	23.9	1	24.7	23.9	23.9	23.9	1	24.7
		1	8	24.0	24.1	24.0	1	24.7	24.0	24.1	24.0	1	24.7
		1	14	23.8	23.9	23.8	1	24.7	23.8	23.9	23.8	1	24.7
		8	0	23.5	23.6	23.5	2	23.7	23.5	23.6	23.5	2	23.7
		8	4	23.6	23.6	23.5	2	23.7	23.6	23.6	23.5	2	23.7
		8	7	23.5	23.6	23.6	2	23.7	23.5	23.6	23.6	2	23.7
		15	0	23.5	23.6	23.5	2	23.7	23.5	23.6	23.5	2	23.7
	64QAM	1	0	22.9	22.9	22.9	2	23.7	22.9	22.9	22.9	2	23.7
		1	8	23.0	23.1	23.0	2	23.7	23.0	23.1	23.0	2	23.7
		1	14	22.8	22.9	22.7	2	23.7	22.8	22.9	22.7	2	23.7
		8	0	22.2	22.4	22.3	3	22.7	22.2	22.4	22.3	3	22.7
		8	4	22.2	22.4	22.3	3	22.7	22.2	22.4	22.3	3	22.7
		8	7	22.2	22.4	22.3	3	22.7	22.2	22.4	22.3	3	22.7
		15	0	22.2	22.3	22.2	3	22.7	22.2	22.3	22.2	3	22.7
	256QAM	1	0	20.6	20.2	20.2	5	20.7	20.6	20.2	20.2	5	20.7
		1	8	20.1	20.2	20.2	5	20.7	20.1	20.2	20.2	5	20.7
		1	14	20.2	20.2	20.2	5	20.7	20.2	20.2	20.2	5	20.7
		8	0	20.5	20.6	20.5	5	20.7	20.5	20.6	20.5	5	20.7
		8	4	20.6	20.6	20.6	5	20.7	20.6	20.6	20.6	5	20.7
		8	7	20.5	20.6	20.5	5	20.7	20.5	20.6	20.5	5	20.7
		15	0	20.5	20.6	20.5	5	20.7	20.5	20.6	20.5	5	20.7

BW (MHz)	Mode	RB Allocation	RB offset	Mode A Power (dBm)					Mode B Power (dBm)				
				26697	26865	27033	MPR	Tune-up Limit	26697	26865	27033	MPR	Tune-up Limit
				814.7 MHz	831.5 MHz	848.3 MHz			814.7 MHz	831.5 MHz	848.3 MHz		
1.4	QPSK	1	0	23.7	23.7	23.7	0	25.7	23.7	23.7	23.7	0	25.7
		1	3	23.9	23.9	23.9	0	25.7	23.9	23.9	23.9	0	25.7
		1	5	23.7	23.7	23.7	0	25.7	23.7	23.7	23.7	0	25.7
		3	0	23.7	23.8	23.7	0	25.7	23.7	23.8	23.7	0	25.7
		3	1	23.8	23.9	23.8	0	25.7	23.8	23.9	23.8	0	25.7
		3	3	23.8	23.8	23.8	0	25.7	23.8	23.8	23.8	0	25.7
		6	0	23.7	23.8	23.7	1	24.7	23.7	23.8	23.7	1	24.7
	16QAM	1	0	23.8	23.9	23.9	1	24.7	23.8	23.9	23.9	1	24.7
		1	3	23.9	24.1	24.1	1	24.7	23.9	24.1	24.1	1	24.7
		1	5	23.7	23.9	23.9	1	24.7	23.7	23.9	23.9	1	24.7
		3	0	23.8	23.9	23.9	1	24.7	23.8	23.9	23.9	1	24.7
		3	1	23.9	23.9	23.9	1	24.7	23.9	23.9	23.9	1	24.7
		3	3	23.8	23.9	23.9	1	24.7	23.8	23.9	23.9	1	24.7
		6	0	23.5	23.6	23.5	2	23.7	23.5	23.6	23.5	2	23.7
	64QAM	1	0	23.7	23.1	23.3	2	23.7	23.7	23.1	23.3	2	23.7
		1	3	23.2	23.1	23.4	2	23.7	23.2	23.1	23.4	2	23.7
		1	5	23.1	23.0	23.3	2	23.7	23.1	23.0	23.3	2	23.7
		3	0	23.6	23.4	23.6	2	23.7	23.6	23.4	23.6	2	23.7
		3	1	23.6	23.4	23.6	2	23.7	23.6	23.4	23.6	2	23.7
		3	3	23.6	23.3	23.6	2	23.7	23.6	23.3	23.6	2	23.7
		6	0	22.7	22.7	22.7	3	22.7	22.7	22.7	22.7	3	22.7
	256QAM	1	0	20.0	20.2	20.2	5	20.7	20.0	20.2	20.2	5	20.7
		1	3	20.2	20.2	20.1	5	20.7	20.2	20.2	20.1	5	20.7
		1	5	20.1	20.1	20.2	5	20.7	20.1	20.1	20.2	5	20.7
		3	0	20.6	20.6	20.7	5	20.7	20.6	20.6	20.7	5	20.7
		3	1	20.6	20.7	20.7	5	20.7	20.6	20.7	20.7	5	20.7
		3	3	20.6	20.6	20.7	5	20.7	20.6	20.6	20.7	5	20.7
		6	0	20.6	20.6	20.6	5	20.7	20.6	20.6	20.6	5	20.7

This report shall not be reproduced without the written approval of UL Verification Services Inc.

LTE Band 26 Measured Results (ANT2)

BW (MHz)	Mode	RB Allocation	RB offset	Mode A Power (dBm)					Mode B Power (dBm)				
				26740	26865	26990	MPR	Tune-up Limit	26740	26865	26990	MPR	Tune-up Limit
				819 MHz	831.5 MHz	844 MHz			819 MHz	831.5 MHz	844 MHz		
10	QPSK	1	0	23.9	24.0	24.1	0	25.0	24.3	24.4	24.5	0	25.7
		1	25	23.9	24.0	24.0	0	25.0	24.3	24.4	24.4	0	25.7
		1	49	23.9	24.0	24.0	0	25.0	24.3	24.3	24.4	0	25.7
		25	0	24.0	24.1	24.1	0.3	24.7	24.3	24.4	24.5	1	24.7
		25	12	23.9	24.0	24.0	0.3	24.7	24.2	24.3	24.4	1	24.7
		25	25	24.0	24.0	24.0	0.3	24.7	24.3	24.3	24.3	1	24.7
		50	0	23.9	24.0	24.1	0.3	24.7	24.4	24.4	24.4	1	24.7
	16QAM	1	0	24.1	24.0	24.1	0.3	24.7	24.3	24.6	24.4	1	24.7
		1	25	24.2	24.2	24.1	0.3	24.7	24.5	24.4	24.3	1	24.7
		1	49	24.2	24.2	24.5	0.3	24.7	24.5	24.6	24.2	1	24.7
		25	0	23.7	23.7	23.7	1.3	23.7	23.7	23.7	23.7	2	23.7
		25	12	23.7	23.7	23.7	1.3	23.7	23.7	23.7	23.7	2	23.7
		25	25	23.7	23.7	23.7	1.3	23.7	23.7	23.7	23.7	2	23.7
		50	0	23.7	23.7	23.7	1.3	23.7	23.7	23.7	23.7	2	23.7
	64QAM	1	0	23.7	23.7	23.7	1.3	23.7	23.7	23.7	23.7	2	23.7
		1	25	23.7	23.7	23.7	1.3	23.7	23.7	23.7	23.7	2	23.7
		1	49	23.7	23.7	23.7	1.3	23.7	23.7	23.7	23.7	2	23.7
		25	0	22.7	22.7	22.7	2.3	22.7	22.7	22.7	22.7	3	22.7
		25	12	22.7	22.7	22.7	2.3	22.7	22.7	22.7	22.7	3	22.7
		25	25	22.7	22.7	22.7	2.3	22.7	22.7	22.7	22.7	3	22.7
		50	0	22.7	22.7	22.7	2.3	22.7	22.7	22.7	22.7	3	22.7
	256QAM	1	0	20.7	20.7	20.7	4.3	20.7	20.7	20.7	20.7	5	20.7
		1	25	20.7	20.7	20.7	4.3	20.7	20.7	20.7	20.7	5	20.7
		1	49	20.7	20.7	20.7	4.3	20.7	20.7	20.7	20.7	5	20.7
		25	0	20.7	20.7	20.7	4.3	20.7	20.7	20.7	20.7	5	20.7
		25	12	20.7	20.7	20.7	4.3	20.7	20.7	20.7	20.7	5	20.7
		25	25	20.7	20.7	20.7	4.3	20.7	20.7	20.7	20.7	5	20.7
		50	0	20.7	20.7	20.7	4.3	20.7	20.7	20.7	20.7	5	20.7

BW (MHz)	Mode	RB Allocation	RB offset	Mode A Power (dBm)					Mode B Power (dBm)				
				26715	26865	27015	MPR	Tune-up Limit	26715	26865	27015	MPR	Tune-up Limit
				816.5 MHz	831.5 MHz	846.5 MHz			816.5 MHz	831.5 MHz	846.5 MHz		
5	QPSK	1	0	24.0	24.1	24.2	0	25.0	24.4	24.5	24.4	0	25.7
		1	12	24.0	24.1	24.1	0	25.0	24.3	24.4	24.4	0	25.7
		1	24	24.1	24.2	24.1	0	25.0	24.4	24.5	24.4	0	25.7
		12	0	24.1	24.1	24.0	0.3	24.7	24.3	24.4	24.4	1	24.7
		12	7	24.0	24.1	24.0	0.3	24.7	24.3	24.4	24.3	1	24.7
		12	13	24.0	24.2	24.1	0.3	24.7	24.3	24.4	24.4	1	24.7
		25	0	24.0	24.1	24.1	0.3	24.7	24.3	24.4	24.4	1	24.7
	16QAM	1	0	24.5	24.6	24.4	0.3	24.7	24.5	24.6	24.4	1	24.7
		1	12	24.4	24.4	24.2	0.3	24.7	24.4	24.4	24.2	1	24.7
		1	24	24.5	24.5	24.5	0.3	24.7	24.5	24.5	24.5	1	24.7
		12	0	23.7	23.7	23.7	1.3	23.7	23.7	23.7	23.7	2	23.7
		12	7	23.7	23.7	23.7	1.3	23.7	23.7	23.7	23.7	2	23.7
		12	13	23.7	23.7	23.7	1.3	23.7	23.7	23.7	23.7	2	23.7
		25	0	23.7	23.7	23.7	1.3	23.7	23.7	23.7	23.7	2	23.7
	64QAM	1	0	23.7	23.7	23.7	1.3	23.7	23.7	23.7	23.7	2	23.7
		1	12	23.7	23.7	23.7	1.3	23.7	23.7	23.7	23.7	2	23.7
		1	24	23.7	23.7	23.7	1.3	23.7	23.7	23.7	23.7	2	23.7
		12	0	22.7	22.7	22.7	2.3	22.7	22.7	22.7	22.7	3	22.7
		12	7	22.7	22.7	22.7	2.3	22.7	22.7	22.7	22.7	3	22.7
		12	13	22.7	22.7	22.7	2.3	22.7	22.7	22.7	22.7	3	22.7
		25	0	22.7	22.7	22.7	2.3	22.7	22.7	22.7	22.7	3	22.7
	256QAM	1	0	20.6	20.6	20.7	4.3	20.7	20.6	20.6	20.7	5	20.7
		1	12	20.6	20.5	20.7	4.3	20.7	20.6	20.5	20.7	5	20.7
		1	24	20.7	20.6	20.7	4.3	20.7	20.7	20.6	20.7	5	20.7
		12	0	20.7	20.7	20.7	4.3	20.7	20.7	20.7	20.7	5	20.7
		12	7	20.7	20.7	20.7	4.3	20.7	20.7	20.7	20.7	5	20.7
		12	13	20.7	20.7	20.7	4.3	20.7	20.7	20.7	20.7	5	20.7
		25	0	20.7	20.7	20.7	4.3	20.7	20.7	20.7	20.7	5	20.7

This report shall not be reproduced without the written approval of UL Verification Services Inc.

LTE Band 26 Measured Results (ANT2) (continued)

BW (MHz)	Mode	RB Allocation	RB offset	Mode A Power (dBm)					Mode B Power (dBm)				
				26705	26865	27025	MPR	Tune-up Limit	26705	26865	27025	MPR	Tune-up Limit
				815.5 MHz	831.5 MHz	847.5 MHz			815.5 MHz	831.5 MHz	847.5 MHz		
3	QPSK	1	0	23.8	23.9	23.9	0	25.0	24.0	24.0	24.1	0	25.7
		1	8	24.0	24.1	24.1	0	25.0	24.1	24.2	24.2	0	25.7
		1	14	23.8	24.0	23.9	0	25.0	24.0	24.0	24.0	0	25.7
		8	0	23.9	24.0	24.0	0.3	24.7	24.0	24.1	24.1	1	24.7
		8	4	23.9	24.0	24.0	0.3	24.7	24.0	24.1	24.1	1	24.7
		8	7	23.9	24.0	24.0	0.3	24.7	24.0	24.1	24.1	1	24.7
		15	0	23.9	24.0	24.0	0.3	24.7	24.0	24.0	24.1	1	24.7
	16QAM	1	0	24.0	24.1	24.1	0.3	24.7	24.1	24.1	24.2	1	24.7
		1	8	24.1	24.2	24.2	0.3	24.7	24.3	24.3	24.4	1	24.7
		1	14	24.0	24.1	24.0	0.3	24.7	24.2	24.2	24.1	1	24.7
		8	0	23.7	23.7	23.7	1.3	23.7	23.7	23.7	23.7	2	23.7
		8	4	23.7	23.7	23.7	1.3	23.7	23.7	23.7	23.7	2	23.7
		8	7	23.7	23.7	23.7	1.3	23.7	23.7	23.7	23.7	2	23.7
		15	0	23.7	23.7	23.7	1.3	23.7	23.7	23.7	23.7	2	23.7
	64QAM	1	0	23.5	23.7	23.7	1.3	23.7	23.5	23.7	23.7	2	23.7
		1	8	23.7	23.7	23.7	1.3	23.7	23.7	23.7	23.7	2	23.7
		1	14	23.5	23.7	23.7	1.3	23.7	23.5	23.7	23.7	2	23.7
		8	0	22.7	22.7	22.7	2.3	22.7	22.7	22.7	22.7	3	22.7
		8	4	22.7	22.7	22.7	2.3	22.7	22.7	22.7	22.7	3	22.7
		8	7	22.7	22.7	22.7	2.3	22.7	22.7	22.7	22.7	3	22.7
		15	0	22.7	22.7	22.7	2.3	22.7	22.7	22.7	22.7	3	22.7
	256QAM	1	0	20.3	20.7	20.7	4.3	20.7	20.3	20.7	20.7	5	20.7
		1	8	19.9	20.7	20.7	4.3	20.7	19.9	20.7	20.7	5	20.7
		1	14	19.9	20.7	20.6	4.3	20.7	19.9	20.7	20.6	5	20.7
		8	0	20.3	20.7	20.7	4.3	20.7	20.3	20.7	20.7	5	20.7
		8	4	20.3	20.7	20.7	4.3	20.7	20.3	20.7	20.7	5	20.7
		8	7	20.2	20.7	20.7	4.3	20.7	20.2	20.7	20.7	5	20.7
		15	0	20.2	20.7	20.7	4.3	20.7	20.2	20.7	20.7	5	20.7

BW (MHz)	Mode	RB Allocation	RB offset	Mode A Power (dBm)					Mode B Power (dBm)				
				26697	26865	27033	MPR	Tune-up Limit	26697	26865	27033	MPR	Tune-up Limit
				814.7 MHz	831.5 MHz	848.3 MHz			814.7 MHz	831.5 MHz	848.3 MHz		
1.4	QPSK	1	0	23.8	24.0	23.9	0	25.0	23.9	24.0	24.2	0	25.7
		1	3	24.0	24.1	24.1	0	25.0	24.0	24.2	24.0	0	25.7
		1	5	23.8	23.9	23.9	0	25.0	23.9	24.0	24.1	0	25.7
		3	0	23.9	24.0	23.9	0	25.0	23.9	24.0	24.1	0	25.7
		3	1	23.9	24.0	24.0	0	25.0	24.0	24.0	24.1	0	25.7
		3	3	23.9	24.1	24.0	0	25.0	24.0	24.1	24.1	0	25.7
		6	0	23.9	24.0	24.0	0.3	24.7	23.9	24.0	24.1	1	24.7
	16QAM	1	0	23.9	24.0	24.0	0.3	24.7	24.1	24.1	24.3	1	24.7
		1	3	24.1	24.1	24.2	0.3	24.7	24.3	24.3	24.1	1	24.7
		1	5	23.9	24.0	24.0	0.3	24.7	24.1	24.2	24.2	1	24.7
		3	0	24.0	23.9	24.1	0.3	24.7	24.0	24.1	24.2	1	24.7
		3	1	24.0	24.0	24.1	0.3	24.7	24.1	24.2	24.2	1	24.7
		3	3	24.0	24.0	24.1	0.3	24.7	24.1	23.9	23.9	1	24.7
		6	0	23.7	23.7	23.7	1.3	23.7	23.7	23.7	23.7	2	23.7
	64QAM	1	0	23.6	23.7	23.7	1.3	23.7	23.6	23.7	23.7	2	23.7
		1	3	23.7	23.7	23.7	1.3	23.7	23.7	23.7	23.7	2	23.7
		1	5	23.6	23.7	23.6	1.3	23.7	23.6	23.7	23.6	2	23.7
		3	0	23.7	23.7	23.7	1.3	23.7	23.7	23.7	23.7	2	23.7
		3	1	23.7	23.7	23.7	1.3	23.7	23.7	23.7	23.7	2	23.7
		3	3	23.7	23.7	23.7	1.3	23.7	23.7	23.7	23.7	2	23.7
		6	0	22.7	22.7	22.7	2.3	22.7	22.7	22.7	22.7	3	22.7
	256QAM	1	0	20.7	20.7	20.7	4.3	20.7	20.7	20.7	20.7	5	20.7
		1	3	20.7	20.7	20.7	4.3	20.7	20.7	20.7	20.7	5	20.7
		1	5	20.7	20.7	20.7	4.3	20.7	20.7	20.7	20.7	5	20.7
		3	0	20.7	20.7	20.7	4.3	20.7	20.7	20.7	20.7	5	20.7
		3	1	20.7	20.7	20.7	4.3	20.7	20.7	20.7	20.7	5	20.7
		3	3	20.7	20.7	20.7	4.3	20.7	20.7	20.7	20.7	5	20.7
		6	0	20.7	20.7	20.7	4.3	20.7	20.7	20.7	20.7	5	20.7

This report shall not be reproduced without the written approval of UL Verification Services Inc.

LTE Band 26 Measured Results (ANT3)

BW (MHz)	Mode	RB Allocation	RB offset	Mode A Power (dBm)					Mode B Power (dBm)				
				26740	26865	26990	MPR	Tune-up Limit	26740	26865	26990	MPR	Tune-up Limit
				819 MHz	831.5 MHz	844 MHz			819 MHz	831.5 MHz	844 MHz		
10	QPSK	1	0	24.0	24.1	23.8	0	25.7	24.0	24.1	23.8	0	25.7
		1	25	24.1	24.2	23.9	0	25.7	24.1	24.2	23.9	0	25.7
		1	49	23.8	24.0	23.8	0	25.7	23.8	24.0	23.8	0	25.7
		25	0	23.8	24.1	24.0	1	24.7	23.8	24.1	24.0	1	24.7
		25	12	23.8	24.2	23.9	1	24.7	23.8	24.2	23.9	1	24.7
		25	25	23.8	24.1	23.8	1	24.7	23.8	24.1	23.8	1	24.7
		50	0	23.9	24.2	23.9	1	24.7	23.9	24.2	23.9	1	24.7
	16QAM	1	0	23.0	22.7	23.0	1	24.7	23.0	22.7	23.0	1	24.7
		1	25	22.7	23.0	22.7	1	24.7	22.7	23.0	22.7	1	24.7
		1	49	23.0	23.0	22.8	1	24.7	23.0	23.0	22.8	1	24.7
		25	0	22.2	22.1	22.2	2	23.7	22.2	22.1	22.2	2	23.7
		25	12	22.1	22.2	22.3	2	23.7	22.1	22.2	22.3	2	23.7
		25	25	22.1	22.1	22.4	2	23.7	22.1	22.1	22.4	2	23.7
		50	0	22.2	22.2	22.4	2	23.7	22.2	22.2	22.4	2	23.7
	64QAM	1	0	23.0	23.4	23.7	2	23.7	23.0	23.4	23.7	2	23.7
		1	25	23.0	23.1	23.5	2	23.7	23.0	23.1	23.5	2	23.7
		1	49	23.0	22.9	23.6	2	23.7	23.0	22.9	23.6	2	23.7
		25	0	22.2	22.4	22.7	3	22.7	22.2	22.4	22.7	3	22.7
		25	12	22.3	22.3	22.7	3	22.7	22.3	22.3	22.7	3	22.7
		25	25	22.2	22.3	22.7	3	22.7	22.2	22.3	22.7	3	22.7
		50	0	22.4	22.3	22.7	3	22.7	22.4	22.3	22.7	3	22.7
	256QAM	1	0	20.1	20.2	20.5	5	20.7	20.1	20.2	20.5	5	20.7
		1	25	19.9	20.0	20.5	5	20.7	19.9	20.0	20.5	5	20.7
		1	49	19.8	19.9	20.6	5	20.7	19.8	19.9	20.6	5	20.7
		25	0	20.2	20.3	20.7	5	20.7	20.2	20.3	20.7	5	20.7
		25	12	20.3	20.6	20.7	5	20.7	20.3	20.6	20.7	5	20.7
		25	25	20.2	20.7	20.7	5	20.7	20.2	20.7	20.7	5	20.7
		50	0	20.3	20.7	20.7	5	20.7	20.3	20.7	20.7	5	20.7

BW (MHz)	Mode	RB Allocation	RB offset	Mode A Power (dBm)					Mode B Power (dBm)				
				26715	26865	27015	MPR	Tune-up Limit	26715	26865	27015	MPR	Tune-up Limit
				816.5 MHz	831.5 MHz	846.5 MHz			816.5 MHz	831.5 MHz	846.5 MHz		
5	QPSK	1	0	24.0	24.0	24.0	0	25.7	24.0	24.0	24.0	0	25.7
		1	12	24.0	24.0	24.0	0	25.7	24.0	24.0	24.0	0	25.7
		1	24	24.0	24.0	24.0	0	25.7	24.0	24.0	24.0	0	25.7
		12	0	24.0	24.0	24.0	1	24.7	24.0	24.0	24.0	1	24.7
		12	7	24.0	24.0	24.0	1	24.7	24.0	24.0	24.0	1	24.7
		12	13	24.0	24.0	24.0	1	24.7	24.0	24.0	24.0	1	24.7
		25	0	24.0	24.0	24.0	1	24.7	24.0	24.0	24.0	1	24.7
	16QAM	1	0	23.2	23.1	23.2	1	24.7	23.2	23.1	23.2	1	24.7
		1	12	23.2	23.3	23.2	1	24.7	23.2	23.3	23.2	1	24.7
		1	24	23.3	23.4	23.1	1	24.7	23.3	23.4	23.1	1	24.7
		12	0	23.7	23.7	23.7	2	23.7	23.7	23.7	23.7	2	23.7
		12	7	23.7	23.7	23.7	2	23.7	23.7	23.7	23.7	2	23.7
		12	13	23.7	23.7	23.7	2	23.7	23.7	23.7	23.7	2	23.7
		25	0	23.7	23.7	23.7	2	23.7	23.7	23.7	23.7	2	23.7
	64QAM	1	0	23.0	23.5	23.6	2	23.7	23.0	23.5	23.6	2	23.7
		1	12	22.8	23.7	23.5	2	23.7	22.8	23.7	23.5	2	23.7
		1	24	22.7	23.7	23.5	2	23.7	22.7	23.7	23.5	2	23.7
		12	0	22.1	22.7	22.7	3	22.7	22.1	22.7	22.7	3	22.7
		12	7	22.2	22.7	22.7	3	22.7	22.2	22.7	22.7	3	22.7
		12	13	22.2	22.7	22.7	3	22.7	22.2	22.7	22.7	3	22.7
		25	0	22.1	22.7	22.7	3	22.7	22.1	22.7	22.7	3	22.7
	256QAM	1	0	20.1	20.0	20.3	5	20.7	20.1	20.0	20.3	5	20.7
		1	12	19.9	20.0	20.3	5	20.7	19.9	20.0	20.3	5	20.7
		1	24	19.8	19.9	20.5	5	20.7	19.8	19.9	20.5	5	20.7
		12	0	20.7	20.3	20.7	5	20.7	20.7	20.3	20.7	5	20.7
		12	7	20.7	20.3	20.7	5	20.7	20.7	20.3	20.7	5	20.7
		12	13	20.7	20.4	20.7	5	20.7	20.7	20.4	20.7	5	20.7
		25	0	20.1	20.2	20.7	5	20.7	20.1	20.2	20.7	5	20.7

This report shall not be reproduced without the written approval of UL Verification Services Inc.

LTE Band 26 Measured Results (ANT3) (continued)

BW (MHz)	Mode	RB Allocation	RB offset	Mode A Power (dBm)					Mode B Power (dBm)				
				26705	26865	27025	MPR	Tune-up Limit	26705	26865	27025	MPR	Tune-up Limit
				815.5 MHz	831.5 MHz	847.5 MHz			815.5 MHz	831.5 MHz	847.5 MHz		
3	QPSK	1	0	23.9	23.9	23.9	0	25.7	24.1	24.1	24.2	0	25.7
		1	8	24.1	24.1	24.1	0	25.7	24.2	24.3	24.2	0	25.7
		1	14	23.9	24.0	24.0	0	25.7	24.1	24.1	24.0	0	25.7
		8	0	23.9	24.0	24.0	1	24.7	24.1	24.2	24.1	1	24.7
		8	4	24.0	24.0	24.1	1	24.7	24.1	24.2	24.2	1	24.7
		8	7	24.0	24.0	24.1	1	24.7	24.1	24.2	24.2	1	24.7
		15	0	23.9	24.0	24.0	1	24.7	24.1	24.2	24.2	1	24.7
	16QAM	1	0	24.1	24.0	24.1	1	24.7	24.2	24.3	24.2	1	24.7
		1	8	24.2	24.3	24.3	1	24.7	24.4	24.5	24.4	1	24.7
		1	14	24.0	24.2	24.0	1	24.7	24.3	24.3	24.2	1	24.7
		8	0	23.7	23.7	23.7	2	23.7	23.7	23.7	23.7	2	23.7
		8	4	23.7	23.7	23.7	2	23.7	23.7	23.7	23.7	2	23.7
		8	7	23.7	23.7	23.7	2	23.7	23.7	23.7	23.7	2	23.7
		15	0	23.7	23.7	23.7	2	23.7	23.7	23.7	23.7	2	23.7
	64QAM	1	0	23.3	23.6	23.7	2	23.7	23.5	23.6	23.6	2	23.7
		1	8	23.6	23.5	23.7	2	23.7	23.7	23.6	23.6	2	23.7
		1	14	23.4	23.5	23.7	2	23.7	23.6	23.6	23.6	2	23.7
		8	0	22.7	22.7	22.7	3	22.7	22.7	22.7	22.7	3	22.7
		8	4	22.7	22.7	22.7	3	22.7	22.7	22.7	22.7	3	22.7
		8	7	22.7	22.7	22.7	3	22.7	22.7	22.7	22.7	3	22.7
		15	0	22.7	22.7	22.7	3	22.7	22.7	22.7	22.7	3	22.7
	256QAM	1	0	20.7	20.6	20.6	5	20.7	19.7	20.6	20.6	5	20.7
		1	8	20.4	20.4	20.7	5	20.7	19.2	20.4	20.4	5	20.7
		1	14	20.4	20.4	20.5	5	20.7	19.3	20.5	20.4	5	20.7
		8	0	20.7	20.7	20.7	5	20.7	19.7	20.7	20.7	5	20.7
		8	4	20.7	20.7	20.7	5	20.7	19.6	20.7	20.7	5	20.7
		8	7	20.7	20.7	20.7	5	20.7	19.6	20.7	20.7	5	20.7
		15	0	20.7	20.7	20.7	5	20.7	19.6	20.7	20.7	5	20.7

BW (MHz)	Mode	RB Allocation	RB offset	Mode A Power (dBm)					Mode B Power (dBm)				
				26697	26865	27033	MPR	Tune-up Limit	26697	26865	27033	MPR	Tune-up Limit
				814.7 MHz	831.5 MHz	848.3 MHz			814.7 MHz	831.5 MHz	848.3 MHz		
1.4	QPSK	1	0	23.8	23.9	24.0	0	25.7	23.8	23.9	24.0	0	25.7
		1	3	24.0	24.1	24.2	0	25.7	24.0	24.1	24.2	0	25.7
		1	5	23.8	23.9	24.0	0	25.7	23.8	23.9	24.0	0	25.7
		3	0	23.8	23.9	24.0	0	25.7	23.8	23.9	24.0	0	25.7
		3	1	23.9	24.0	24.0	0	25.7	23.9	24.0	24.0	0	25.7
		3	3	23.9	24.0	24.0	0	25.7	23.9	24.0	24.0	0	25.7
		6	0	23.9	24.0	24.0	1	24.7	23.9	24.0	24.0	1	24.7
	16QAM	1	0	24.0	24.1	24.1	1	24.7	24.0	24.1	24.1	1	24.7
		1	3	24.2	24.3	24.3	1	24.7	24.2	24.3	24.3	1	24.7
		1	5	24.0	24.1	24.0	1	24.7	24.0	24.1	24.0	1	24.7
		3	0	24.0	24.0	24.1	1	24.7	24.0	24.0	24.1	1	24.7
		3	1	24.0	24.1	24.1	1	24.7	24.0	24.1	24.1	1	24.7
		3	3	24.1	24.1	24.1	1	24.7	24.1	24.1	24.1	1	24.7
		6	0	23.7	23.7	23.7	2	23.7	23.7	23.7	23.7	2	23.7
	64QAM	1	0	23.3	23.7	23.7	2	23.7	23.3	23.7	23.7	2	23.7
		1	3	23.5	23.7	23.7	2	23.7	23.5	23.7	23.7	2	23.7
		1	5	23.3	23.6	23.7	2	23.7	23.3	23.6	23.7	2	23.7
		3	0	23.7	23.7	23.7	2	23.7	23.7	23.7	23.7	2	23.7
		3	1	23.7	23.7	23.7	2	23.7	23.7	23.7	23.7	2	23.7
		3	3	23.7	23.7	23.7	2	23.7	23.7	23.7	23.7	2	23.7
		6	0	22.7	22.7	22.7	3	22.7	22.7	22.7	22.7	3	22.7
	256QAM	1	0	20.7	20.6	20.7	5	20.7	20.7	20.6	20.7	5	20.7
		1	3	20.7	20.5	20.6	5	20.7	20.7	20.5	20.6	5	20.7
		1	5	20.6	20.4	20.6	5	20.7	20.6	20.4	20.6	5	20.7
		3	0	20.7	20.7	20.7	5	20.7	20.7	20.7	20.7	5	20.7
		3	1	20.7	20.7	20.7	5	20.7	20.7	20.7	20.7	5	20.7
		3	3	20.7	20.7	20.7	5	20.7	20.7	20.7	20.7	5	20.7
		6	0	20.7	20.7	20.7	5	20.7	20.7	20.7	20.7	5	20.7

This report shall not be reproduced without the written approval of UL Verification Services Inc.

LTE Band 30 Measured Results (ANT1)

BW (MHz)	Mode	RB Allocation	RB Offset	Mode A Power (dBm)					Mode B Power (dBm)				
					27710		MPR	Tune-up Limit		27710		MPR	Tune-up Limit
					2310 MHz					2310 MHz			
10	QPSK	1	0		22.8		0	24.7		22.8		0	23.9
		1	25		22.9		0	24.7		22.9		0	23.9
		1	49		22.8		0	24.7		22.8		0	23.9
		25	0		22.6		1	23.7		22.6		0.2	23.7
		25	12		22.6		1	23.7		22.6		0.2	23.7
		25	25		22.7		1	23.7		22.7		0.2	23.7
		50	0		22.7		1	23.7		22.7		0.2	23.7
	16QAM	1	0		22.7		1	23.7		22.7		0.2	23.7
		1	25		22.7		1	23.7		22.7		0.2	23.7
		1	49		22.7		1	23.7		22.7		0.2	23.7
		25	0		21.8		2	22.7		21.8		1.2	22.7
		25	12		21.8		2	22.7		21.8		1.2	22.7
		25	25		21.9		2	22.7		21.9		1.2	22.7
		50	0		21.8		2	22.7		21.8		1.2	22.7
	64QAM	1	0		21.6		2	22.7		21.6		1.2	22.7
		1	25		21.6		2	22.7		21.6		1.2	22.7
		1	49		21.7		2	22.7		21.7		1.2	22.7
		25	0		20.9		3	21.7		20.9		2.2	21.7
		25	12		20.9		3	21.7		20.9		2.2	21.7
		25	25		21.0		3	21.7		21.0		2.2	21.7
		50	0		21.1		3	21.7		21.1		2.2	21.7
	256QAM	1	0		18.6		5	19.7		18.6		4.2	19.7
		1	25		18.6		5	19.7		18.6		4.2	19.7
		1	49		18.6		5	19.7		18.6		4.2	19.7
		25	0		18.9		5	19.7		18.9		4.2	19.7
		25	12		18.9		5	19.7		18.9		4.2	19.7
		25	25		19.0		5	19.7		19.0		4.2	19.7
		50	0		19.1		5	19.7		19.1		4.2	19.7

BW (MHz)	Mode	RB Allocation	RB offset	Mode A Power (dBm)					Mode B Power (dBm)				
					27710		MPR	Tune-up Limit		27710		MPR	Tune-up Limit
					2310 MHz					2310 MHz			
5	QPSK	1	0		23.3		0	24.7		23.3		0	23.9
		1	12		23.1		0	24.7		23.1		0	23.9
		1	24		23.2		0	24.7		23.2		0	23.9
		12	0		22.9		1	23.7		22.9		0.2	23.7
		12	7		22.9		1	23.7		22.9		0.2	23.7
		12	13		22.9		1	23.7		22.9		0.2	23.7
		25	0		23.0		1	23.7		23.0		0.2	23.7
	16QAM	1	0		22.9		1	23.7		22.9		0.2	23.7
		1	12		22.9		1	23.7		22.9		0.2	23.7
		1	24		23.0		1	23.7		23.0		0.2	23.7
		12	0		21.9		2	22.7		21.9		1.2	22.7
		12	7		21.9		2	22.7		21.9		1.2	22.7
		12	13		21.9		2	22.7		21.9		1.2	22.7
		25	0		22.0		2	22.7		22.0		1.2	22.7
	64QAM	1	0		21.8		2	22.7		21.8		1.2	22.7
		1	12		21.8		2	22.7		21.8		1.2	22.7
		1	24		21.9		2	22.7		21.9		1.2	22.7
		12	0		21.0		3	21.7		21.0		2.2	21.7
		12	7		21.0		3	21.7		21.0		2.2	21.7
		12	13		21.0		3	21.7		21.0		2.2	21.7
		25	0		21.1		3	21.7		21.1		2.2	21.7
	256QAM	1	0		18.7		5	19.7		18.7		4.2	19.7
		1	12		18.8		5	19.7		18.8		4.2	19.7
		1	24		18.8		5	19.7		18.8		4.2	19.7
		12	0		19.0		5	19.7		19.0		4.2	19.7
		12	7		18.9		5	19.7		18.9		4.2	19.7
		12	13		19.0		5	19.7		19.0		4.2	19.7
		25	0		19.0		5	19.7		19.0		4.2	19.7

This report shall not be reproduced without the written approval of UL Verification Services Inc.

LTE Band 30 Measured Results (ANT2)

BW (MHz)	Mode	RB Allocation	RB Offset	Mode A Power (dBm)					Mode B Power (dBm)				
					27710		MPR	Tune-up Limit		27710		MPR	Tune-up Limit
					2310 MHz					2310 MHz			
10	QPSK	1	0		19.4		0	20.1		20.3		0	22.0
		1	25		19.4		0	20.1		20.3		0	22.0
		1	49		19.5		0	20.1		20.2		0	22.0
		25	0		19.5		0	20.1		20.3		0	22.0
		25	12		19.5		0	20.1		20.3		0	22.0
		25	25		19.5		0	20.1		20.3		0	22.0
		50	0		19.5		0	20.1		20.4		0	22.0
	16QAM	1	0		19.6		0	20.1		20.5		0	22.0
		1	25		19.5		0	20.1		20.5		0	22.0
		1	49		19.6		0	20.1		20.4		0	22.0
		25	0		19.3		0	20.1		20.2		0	22.0
		25	12		19.3		0	20.1		20.2		0	22.0
		25	25		19.2		0	20.1		20.2		0	22.0
		50	0		19.3		0	20.1		20.3		0	22.0
	64QAM	1	0		19.5		0	20.1		20.4		0	22.0
		1	25		19.5		0	20.1		20.4		0	22.0
		1	49		19.5		0	20.1		20.4		0	22.0
		25	0		19.3		0	20.1		20.2		0	22.0
		25	12		19.3		0	20.1		20.2		0	22.0
		25	25		19.3		0	20.1		20.2		0	22.0
		50	0		19.4		0	20.1		20.3		0	22.0
	256QAM	1	0		19.5		0	20.1		19.6		1.3	20.7
		1	25		19.5		0	20.1		19.6		1.3	20.7
		1	49		19.5		0	20.1		19.6		1.3	20.7
		25	0		19.3		0	20.1		19.9		1.3	20.7
		25	12		19.3		0	20.1		19.9		1.3	20.7
		25	25		19.3		0	20.1		19.9		1.3	20.7
		50	0		19.4		0	20.1		20.0		1.3	20.7

BW (MHz)	Mode	RB Allocation	RB offset	Mode A Power (dBm)					Mode B Power (dBm)				
					27710		MPR	Tune-up Limit		27710		MPR	Tune-up Limit
					2310 MHz					2310 MHz			
5	QPSK	1	0		19.3		0	20.1		20.3		0	22.0
		1	12		19.3		0	20.1		20.2		0	22.0
		1	24		19.3		0	20.1		20.3		0	22.0
		12	0		19.3		0	20.1		20.2		0	22.0
		12	7		19.2		0	20.1		20.2		0	22.0
		12	13		19.2		0	20.1		20.2		0	22.0
		25	0		19.3		0	20.1		20.3		0	22.0
	16QAM	1	0		19.5		0	20.1		20.2		0	22.0
		1	12		19.5		0	20.1		20.5		0	22.0
		1	24		19.5		0	20.1		20.6		0	22.0
		12	0		19.3		0	20.1		20.4		0	22.0
		12	7		19.2		0	20.1		20.3		0	22.0
		12	13		19.2		0	20.1		20.2		0	22.0
		25	0		19.2		0	20.1		20.2		0	22.0
	64QAM	1	0		19.6		0	20.1		20.5		0	22.0
		1	12		19.5		0	20.1		20.4		0	22.0
		1	24		19.5		0	20.1		20.4		0	22.0
		12	0		19.4		0	20.1		20.3		0	22.0
		12	7		19.3		0	20.1		20.2		0	22.0
		12	13		19.2		0	20.1		20.1		0	22.0
		25	0		19.3		0	20.1		20.2		0	22.0
	256QAM	1	0		19.6		0	20.1		20.3		1.3	20.7
		1	12		19.5		0	20.1		19.6		1.3	20.7
		1	24		19.5		0	20.1		19.6		1.3	20.7
		12	0		19.4		0	20.1		20.0		1.3	20.7
		12	7		19.3		0	20.1		19.9		1.3	20.7
		12	13		19.2		0	20.1		19.9		1.3	20.7
		25	0		19.3		0	20.1		20.0		1.3	20.7

This report shall not be reproduced without the written approval of UL Verification Services Inc.

LTE Band 30 Measured Results (ANT3)

BW (MHz)	Mode	RB Allocation	RB Offset	Mode A Power (dBm)			Mode B Power (dBm)		
				27710 2310 MHz	MPR	Tune-up Limit	27710 2310 MHz	MPR	Tune-up Limit
10	QPSK	1	0	24.2	0	25.7	21.3	0	22.2
		1	25	24.4	0	25.7	21.4	0	22.2
		1	49	24.4	0	25.7	21.4	0	22.2
		25	0	24.3	1	24.7	21.3	0	22.2
		25	12	24.4	1	24.7	21.4	0	22.2
		25	25	24.4	1	24.7	21.4	0	22.2
		50	0	24.5	1	24.7	21.4	0	22.2
	16QAM	1	0	24.1	1	24.7	21.7	0	22.2
		1	25	24.1	1	24.7	21.8	0	22.2
		1	49	24.2	1	24.7	21.8	0	22.2
		25	0	23.5	2	23.7	21.4	0	22.2
		25	12	23.6	2	23.7	21.4	0	22.2
		25	25	23.6	2	23.7	21.5	0	22.2
		50	0	23.6	2	23.7	21.5	0	22.2
	64QAM	1	0	23.3	2	23.7	21.6	0	22.2
		1	25	23.3	2	23.7	21.6	0	22.2
		1	49	23.4	2	23.7	21.7	0	22.2
		25	0	22.5	3	22.7	21.4	0	22.2
		25	12	22.6	3	22.7	21.5	0	22.2
		25	25	22.6	3	22.7	21.5	0	22.2
		50	0	22.7	3	22.7	21.5	0	22.2
	256QAM	1	0	20.2	5	20.7	19.5	1.5	20.7
		1	25	20.2	5	20.7	19.5	1.5	20.7
		1	49	20.3	5	20.7	19.5	1.5	20.7
		25	0	20.5	5	20.7	19.8	1.5	20.7
		25	12	20.6	5	20.7	19.8	1.5	20.7
		25	25	20.6	5	20.7	19.8	1.5	20.7
		50	0	20.6	5	20.7	19.9	1.5	20.7

BW (MHz)	Mode	RB Allocation	RB offset	Mode A Power (dBm)			Mode B Power (dBm)		
				27710 2310 MHz	MPR	Tune-up Limit	27710 2310 MHz	MPR	Tune-up Limit
5	QPSK	1	0	23.9	0	25.7	21.4	0	22.2
		1	12	23.8	0	25.7	21.5	0	22.2
		1	24	23.8	0	25.7	21.6	0	22.2
		12	0	23.8	1	24.7	21.5	0	22.2
		12	7	23.7	1	24.7	21.5	0	22.2
		12	13	23.7	1	24.7	21.5	0	22.2
		25	0	23.7	1	24.7	21.6	0	22.2
	16QAM	1	0	24.0	1	24.7	21.9	0	22.2
		1	12	24.0	1	24.7	21.9	0	22.2
		1	24	24.1	1	24.7	22.0	0	22.2
		12	0	23.6	2	23.7	21.4	0	22.2
		12	7	23.6	2	23.7	21.5	0	22.2
		12	13	23.5	2	23.7	21.5	0	22.2
		25	0	23.5	2	23.7	21.5	0	22.2
	64QAM	1	0	23.7	2	23.7	21.7	0	22.2
		1	12	23.2	2	23.7	21.8	0	22.2
		1	24	23.3	2	23.7	21.8	0	22.2
		12	0	22.7	3	22.7	21.4	0	22.2
		12	7	22.7	3	22.7	21.5	0	22.2
		12	13	22.7	3	22.7	21.5	0	22.2
		25	0	22.5	3	22.7	21.5	0	22.2
	256QAM	1	0	20.2	5	20.7	19.5	1.5	20.7
		1	12	20.2	5	20.7	19.5	1.5	20.7
		1	24	20.3	5	20.7	19.6	1.5	20.7
		12	0	20.7	5	20.7	19.8	1.5	20.7
		12	7	20.6	5	20.7	19.9	1.5	20.7
		12	13	20.5	5	20.7	19.9	1.5	20.7
		25	0	20.6	5	20.7	19.9	1.5	20.7

This report shall not be reproduced without the written approval of UL Verification Services Inc.

LTE Band 30 Measured Results (ANT4)

BW (MHz)	Mode	RB Allocation	RB Offset	Mode A Power (dBm)					Mode B Power (dBm)				
					27710		MPR	Tune-up Limit		27710		MPR	Tune-up Limit
					2310 MHz					2310 MHz			
10	QPSK	1	0		18.9		0	20.9		20.3		0	22.3
		1	25		19.0		0	20.9		20.3		0	22.3
		1	49		18.9		0	20.9		20.3		0	22.3
		25	0		18.9		0	20.9		20.3		0	22.3
		25	12		18.9		0	20.9		20.3		0	22.3
		25	25		19.0		0	20.9		20.5		0	22.3
		50	0		18.9		0	20.9		20.8		0	22.3
	16QAM	1	0		19.2		0	20.9		20.4		0	22.3
		1	25		19.2		0	20.9		20.6		0	22.3
		1	49		19.2		0	20.9		20.5		0	22.3
		25	0		18.9		0	20.9		20.3		0	22.3
		25	12		18.9		0	20.9		20.3		0	22.3
		25	25		18.9		0	20.9		20.3		0	22.3
		50	0		18.9		0	20.9		20.3		0	22.3
	64QAM	1	0		18.9		0	20.9		20.3		0	22.3
		1	25		19.0		0	20.9		20.4		0	22.3
		1	49		19.0		0	20.9		20.4		0	22.3
		25	0		18.9		0	20.9		20.1		0.6	21.7
		25	12		18.9		0	20.9		20.2		0.6	21.7
		25	25		18.9		0	20.9		20.2		0.6	21.7
		50	0		18.9		0	20.9		20.2		0.6	21.7
	256QAM	1	0		18.5		1.2	19.7		18.5		2.6	19.7
		1	25		18.6		1.2	19.7		18.5		2.6	19.7
		1	49		18.6		1.2	19.7		18.5		2.6	19.7
		25	0		18.7		1.2	19.7		18.8		2.6	19.7
		25	12		18.8		1.2	19.7		18.9		2.6	19.7
		25	25		18.9		1.2	19.7		18.9		2.6	19.7
		50	0		18.9		1.2	19.7		18.9		2.6	19.7

BW (MHz)	Mode	RB Allocation	RB offset	Mode A Power (dBm)					Mode B Power (dBm)				
					27710		MPR	Tune-up Limit		27710		MPR	Tune-up Limit
					2310 MHz					2310 MHz			
5	QPSK	1	0		18.9		0	20.9		20.3		0	22.3
		1	12		18.9		0	20.9		20.3		0	22.3
		1	24		19.0		0	20.9		20.3		0	22.3
		12	0		18.9		0	20.9		20.3		0	22.3
		12	7		18.9		0	20.9		20.3		0	22.3
		12	13		18.9		0	20.9		20.3		0	22.3
		25	0		18.9		0	20.9		20.3		0	22.3
	16QAM	1	0		19.1		0	20.9		20.6		0	22.3
		1	12		19.1		0	20.9		20.6		0	22.3
		1	24		19.2		0	20.9		20.8		0	22.3
		12	0		18.9		0	20.9		20.3		0	22.3
		12	7		18.9		0	20.9		20.3		0	22.3
		12	13		18.9		0	20.9		20.3		0	22.3
		25	0		18.9		0	20.9		20.3		0	22.3
	64QAM	1	0		19.1		0	20.9		20.4		0	22.3
		1	12		19.0		0	20.9		20.5		0	22.3
		1	24		19.0		0	20.9		20.6		0	22.3
		12	0		18.9		0	20.9		20.2		0.6	21.7
		12	7		18.9		0	20.9		20.3		0.6	21.7
		12	13		18.9		0	20.9		20.3		0.6	21.7
		25	0		18.9		0	20.9		20.3		0.6	21.7
	256QAM	1	0		18.6		1.2	19.7		18.7		2.6	19.7
		1	12		18.5		1.2	19.7		18.6		2.6	19.7
		1	24		18.6		1.2	19.7		18.7		2.6	19.7
		12	0		18.7		1.2	19.7		18.9		2.6	19.7
		12	7		18.7		1.2	19.7		19.0		2.6	19.7
		12	13		18.7		1.2	19.7		19.0		2.6	19.7
		25	0		18.7		1.2	19.7		19.0		2.6	19.7

This report shall not be reproduced without the written approval of UL Verification Services Inc.

LTE Band 41 Power Class 3 Measured Results (ANT1)

BW (MHz)	Mode	RB Allocation	RB Offset	Mode A Power (dBm)							Mode B Power (dBm)						
				39750	40185	40620	41055	41490	MPR	Tune-up Limit	39750	40185	40620	41055	41490	MPR	Tune-up Limit
				2506 MHz	2549.5 MHz	2593 MHz	2636.5 MHz	2680 MHz			2506 MHz	2549.5 MHz	2593 MHz	2636.5 MHz	2680 MHz		
20	QPSK	1	0	23.7	23.7	23.9	24.0	23.9	0	25.7	23.9	24.0	24.1	24.0	24.1	0	25.4
		1	49	23.8	23.9	24.1	24.2	24.1	0	25.7	24.2	24.3	24.3	24.3	24.4	0	25.4
		1	99	23.7	23.7	23.9	24.0	23.8	0	25.7	24.0	24.1	24.0	24.2	24.1	0	25.4
		50	0	23.5	23.6	23.8	23.9	23.8	1	24.7	23.8	24.0	23.9	23.9	24.0	0.7	24.7
		50	24	23.5	23.7	23.9	23.9	23.8	1	24.7	24.2	24.0	23.8	23.9	24.0	0.7	24.7
		50	50	23.6	23.7	23.8	23.9	23.8	1	24.7	23.8	24.0	23.8	24.0	24.0	0.7	24.7
		100	0	23.6	23.7	23.9	24.0	23.9	1	24.7	23.9	24.0	24.0	24.0	23.9	0.7	24.7
	16QAM	1	0	22.9	23.0	23.1	23.1	23.2	1	24.7	23.5	23.7	23.7	23.9	24.1	0.7	24.7
		1	49	23.1	23.4	23.2	23.4	23.4	1	24.7	23.8	23.9	23.9	24.1	24.2	0.7	24.7
		1	99	22.9	23.3	23.1	23.2	22.9	1	24.7	23.6	23.9	24.0	24.1	24.0	0.7	24.7
		50	0	22.5	22.5	22.6	22.7	22.5	2	23.7	22.7	22.9	23.0	23.2	23.2	1.7	23.7
		50	24	22.4	22.5	22.6	22.7	22.6	2	23.7	22.8	22.9	23.0	23.2	23.1	1.7	23.7
		50	50	22.5	22.5	22.6	22.7	22.5	2	23.7	22.9	22.9	23.1	23.2	23.1	1.7	23.7
		100	0	22.5	22.6	22.7	22.7	22.7	2	23.7	22.9	23.0	23.1	23.2	23.2	1.7	23.7
	64QAM	1	0	21.8	21.8	22.0	22.1	22.0	2	23.7	22.3	22.5	22.6	22.7	22.7	1.7	23.7
		1	49	22.2	22.0	22.2	22.4	22.2	2	23.7	22.6	22.6	22.8	22.8	22.9	1.7	23.7
		1	99	21.9	21.9	22.1	22.2	21.8	2	23.7	22.4	22.5	22.7	22.8	22.7	1.7	23.7
		50	0	21.4	21.5	21.6	21.7	21.6	3	22.7	21.8	22.0	22.1	22.2	22.2	2.7	22.7
		50	24	21.4	21.6	21.6	21.7	21.6	3	22.7	21.8	22.0	22.0	22.2	22.2	2.7	22.7
		50	50	21.4	21.6	21.6	21.7	21.6	3	22.7	21.9	22.0	22.1	22.3	22.2	2.7	22.7
		100	0	21.4	21.6	21.7	21.8	21.7	3	22.7	21.9	22.0	22.1	22.3	22.2	2.7	22.7
	256QAM	1	0	18.7	19.0	19.0	19.2	19.2	5	20.7	19.4	19.4	19.5	19.8	19.7	4.7	20.7
		1	49	18.9	19.2	19.1	19.2	19.3	5	20.7	19.5	19.5	19.7	20.0	19.8	4.7	20.7
		1	99	18.8	19.1	19.2	19.1	19.0	5	20.7	19.5	19.4	19.6	19.9	19.6	4.7	20.7
		50	0	19.4	19.4	19.6	19.7	19.6	5	20.7	19.8	20.0	20.1	20.2	20.3	4.7	20.7
		50	24	19.4	19.4	19.6	19.7	19.6	5	20.7	19.9	20.0	20.1	20.2	20.2	4.7	20.7
		50	50	19.4	19.5	19.6	19.7	19.6	5	20.7	19.9	20.0	20.2	20.3	20.2	4.7	20.7
		100	0	19.5	19.6	19.7	19.8	19.7	5	20.7	19.9	20.1	20.2	20.4	20.3	4.7	20.7

BW (MHz)	Mode	RB Allocation	RB offset	Mode A Power (dBm)							Mode B Power (dBm)						
				39750	40185	40620	41055	41490	MPR	Tune-up Limit	39750	40185	40620	41055	41490	MPR	Tune-up Limit
				2506 MHz	2549.5 MHz	2593 MHz	2636.5 MHz	2680 MHz			2506 MHz	2549.5 MHz	2593 MHz	2636.5 MHz	2680 MHz		
15	QPSK	1	0	23.8	23.8	23.9	24.1	23.9	0	25.7	23.8	23.9	24.1	24.1	24.2	0	25.4
		1	37	23.8	24.0	24.0	24.1	24.0	0	25.7	23.9	23.9	24.2	24.2	24.1	0	25.4
		1	74	23.8	23.9	24.0	24.0	23.8	0	25.7	23.9	24.0	24.2	24.3	24.1	0	25.4
		36	0	23.5	23.5	23.7	23.7	23.6	1	24.7	23.8	23.9	24.0	24.1	24.2	0.7	24.7
		36	20	23.5	23.6	23.7	23.7	23.7	1	24.7	23.8	23.9	24.0	24.1	24.1	0.7	24.7
		36	39	23.5	23.6	23.7	23.7	23.6	1	24.7	23.8	23.9	24.0	24.2	24.1	0.7	24.7
		75	0	23.5	23.6	23.6	23.8	23.7	1	24.7	23.8	23.9	24.1	24.2	24.1	0.7	24.7
	16QAM	1	0	23.0	23.0	23.1	23.4	23.1	1	24.7	23.7	23.9	24.0	24.0	24.1	0.7	24.7
		1	37	23.1	23.3	23.2	23.4	23.3	1	24.7	23.8	23.9	24.1	24.0	24.1	0.7	24.7
		1	74	23.1	23.1	23.2	23.2	23.0	1	24.7	23.8	23.9	24.2	24.1	24.0	0.7	24.7
		36	0	22.5	22.5	22.6	22.7	22.6	2	23.7	22.8	22.9	23.1	23.2	23.2	1.7	23.7
		36	20	22.4	22.6	22.6	22.7	22.6	2	23.7	22.8	22.9	23.0	23.2	23.1	1.7	23.7
		36	39	22.4	22.6	22.6	22.7	22.5	2	23.7	22.8	22.9	23.1	23.2	23.1	1.7	23.7
		75	0	22.5	22.6	22.6	22.7	22.7	2	23.7	22.9	23.0	23.1	23.2	23.2	1.7	23.7
	64QAM	1	0	22.1	22.1	22.1	22.2	22.2	2	23.7	22.4	22.5	22.7	22.8	22.9	1.7	23.7
		1	37	22.1	22.1	22.2	22.3	22.2	2	23.7	22.5	22.5	22.7	22.8	22.7	1.7	23.7
		1	74	22.2	22.3	22.2	22.3	22.0	2	23.7	22.6	22.6	22.8	22.9	22.7	1.7	23.7
		36	0	21.4	21.5	21.6	21.7	21.6	3	22.7	21.8	21.9	22.0	22.2	22.2	2.7	22.7
		36	20	21.4	21.5	21.6	21.7	21.6	3	22.7	21.8	21.9	22.0	22.2	22.1	2.7	22.7
		36	39	21.4	21.5	21.6	21.7	21.5	3	22.7	21.8	21.9	22.1	22.2	22.1	2.7	22.7
		75	0	21.5	21.6	21.7	21.8	21.7	3	22.7	21.9	22.0	22.1	22.2	22.2	2.7	22.7
	256QAM	1	0	19.1	19.1	19.2	19.3	19.2	5	20.7	19.5	19.6	19.6	19.7	19.8	4.7	20.7
		1	37	19.1	19.2	19.0	19.3	19.2	5	20.7	19.7	19.5	19.6	19.9	19.7	4.7	20.7
		1	74	19.1	19.2	19.2	19.3	19.0	5	20.7	19.5	19.7	19.8	19.9	19.8	4.7	20.7
		36	0	19.4	19.4	19.6	19.7	19.6	5	20.7	19.8	20.0	20.1	20.2	20.2	4.7	20.7
		36	20	19.4	19.5	19.6	19.7	19.6	5	20.7	19.8	20.0	20.1	20.2	20.2	4.7	20.7
		36	39	19.4	19.5	19.6	19.7	19.5	5	20.7	19.8	20.0	20.1	20.3	20.2	4.7	20.7
		75	0	19.5	19.6	19.7	19.8	19.7	5	20.7	19.9	20.0	20.2	20.3	20.3	4.7	20.7

This report shall not be reproduced without the written approval of UL Verification Services Inc.

LTE Band 41 Power Class 3 Measured Results (ANT1) (continued)

BW (MHz)	Mode	RB Allocation	RB offset	Mode A Power (dBm)					MPR	Tune-up Limit	Mode B Power (dBm)					MPR	Tune-up Limit
				39750	40185	40620	41055	41490			39750	40185	40620	41055	41490		
				2506 MHz	2549.5 MHz	2593 MHz	2636.5 MHz	2680 MHz			2506 MHz	2549.5 MHz	2593 MHz	2636.5 MHz	2680 MHz		
10	QPSK	1	0	23.8	23.9	24.1	24.1	24.0	0	25.7	24.0	24.1	24.2	24.3	24.4	0	25.4
		1	25	23.9	24.0	24.1	24.2	24.1	0	25.7	24.1	24.1	24.3	24.4	24.3	0	25.4
		1	49	23.9	24.0	24.1	24.1	24.0	0	25.7	24.1	24.1	24.3	24.4	24.3	0	25.4
		25	0	23.6	23.7	23.8	23.9	23.8	1	24.7	24.0	24.1	24.2	24.3	24.3	0.7	24.7
		25	12	23.6	23.7	23.8	23.9	23.8	1	24.7	24.0	24.1	24.2	24.3	24.3	0.7	24.7
		25	25	23.6	23.7	23.8	23.9	23.7	1	24.7	24.0	24.1	24.2	24.4	24.3	0.7	24.7
		50	0	23.7	23.8	23.8	23.9	23.9	1	24.7	24.0	24.2	24.3	24.4	24.3	0.7	24.7
	16QAM	1	0	23.2	23.2	23.4	23.5	23.3	1	24.7	23.9	24.0	24.2	24.2	24.3	0.7	24.7
		1	25	23.2	23.3	23.3	23.5	23.4	1	24.7	24.0	24.0	24.2	24.3	24.2	0.7	24.7
		1	49	23.2	23.2	23.3	23.5	23.2	1	24.7	24.0	24.1	24.2	24.3	24.1	0.7	24.7
		25	0	22.6	22.6	22.7	22.8	22.7	2	23.7	23.0	23.1	23.2	23.3	23.2	1.7	23.7
		25	12	22.5	22.6	22.7	22.8	22.7	2	23.7	23.0	23.1	23.2	23.3	23.2	1.7	23.7
		25	25	22.5	22.6	22.7	22.8	22.6	2	23.7	23.0	23.1	23.2	23.4	23.3	1.7	23.7
		50	0	22.6	22.7	22.8	22.9	22.8	2	23.7	23.0	23.2	23.3	23.4	23.4	1.7	23.7
	64QAM	1	0	22.2	22.2	22.3	22.3	22.4	2	23.7	22.6	22.6	22.9	23.0	23.0	1.7	23.7
		1	25	22.1	22.2	22.2	22.3	22.4	2	23.7	22.6	22.6	22.8	23.0	22.9	1.7	23.7
		1	49	22.1	22.3	22.3	22.3	22.3	2	23.7	22.6	22.6	22.8	23.0	22.8	1.7	23.7
		25	0	21.5	21.5	21.7	21.7	21.6	3	22.7	21.9	22.0	22.2	22.3	22.3	2.7	22.7
		25	12	21.5	21.6	21.6	21.7	21.5	3	22.7	21.9	22.0	22.2	22.3	22.2	2.7	22.7
		25	25	21.5	21.6	21.7	21.7	21.5	3	22.7	21.9	22.0	22.2	22.3	22.2	2.7	22.7
		50	0	21.6	21.7	21.7	21.8	21.7	3	22.7	22.0	22.1	22.3	22.4	22.3	2.7	22.7
	256QAM	1	0	19.2	19.1	19.2	19.4	19.2	5	20.7	19.5	19.7	19.8	19.9	20.0	4.7	20.7
		1	25	19.2	19.2	19.2	19.4	19.2	5	20.7	19.6	19.6	19.7	19.9	19.9	4.7	20.7
		1	49	19.2	19.2	19.2	19.4	19.1	5	20.7	19.6	19.7	19.8	20.1	19.9	4.7	20.7
		25	0	19.5	19.5	19.7	19.7	19.6	5	20.7	19.9	20.0	20.2	20.3	20.3	4.7	20.7
		25	12	19.5	19.6	19.6	19.7	19.6	5	20.7	19.9	20.0	20.2	20.3	20.3	4.7	20.7
		25	25	19.5	19.6	19.6	19.8	19.6	5	20.7	19.9	20.1	20.2	20.4	20.3	4.7	20.7
		50	0	19.6	19.7	19.7	19.8	19.7	5	20.7	20.0	20.2	20.3	20.4	20.4	4.7	20.7

BW (MHz)	Mode	RB Allocation	RB offset	Mode A Power (dBm)					MPR	Tune-up Limit	Mode B Power (dBm)					MPR	Tune-up Limit
				39750	40185	40620	41055	41490			39750	40185	40620	41055	41490		
				2506 MHz	2549.5 MHz	2593 MHz	2636.5 MHz	2680 MHz			2506 MHz	2549.5 MHz	2593 MHz	2636.5 MHz	2680 MHz		
5	QPSK	1	0	23.8	23.9	24.1	24.2	24.0	0	25.7	24.0	24.1	24.2	24.3	24.3	0	25.4
		1	12	23.8	23.9	24.0	24.2	24.1	0	25.7	24.0	24.1	24.2	24.3	24.3	0	25.4
		1	24	23.8	24.0	24.1	24.2	24.0	0	25.7	24.0	24.2	24.2	24.4	24.3	0	25.4
		12	0	23.5	23.7	23.7	23.9	23.8	1	24.7	23.9	24.1	24.2	24.3	24.3	0.7	24.7
		12	7	23.6	23.7	23.7	23.9	23.8	1	24.7	24.0	24.1	24.2	24.3	24.3	0.7	24.7
		12	13	23.5	23.7	23.7	23.9	23.7	1	24.7	24.0	24.1	24.2	24.3	24.3	0.7	24.7
		25	0	23.6	23.7	23.8	23.9	23.8	1	24.7	24.0	24.2	24.3	24.4	24.3	0.7	24.7
	16QAM	1	0	23.1	23.1	23.4	23.5	23.3	1	24.7	24.0	24.0	24.2	24.3	24.3	0.7	24.7
		1	12	23.1	23.3	23.3	23.5	23.3	1	24.7	23.9	24.0	24.2	24.3	24.2	0.7	24.7
		1	24	23.1	23.3	23.4	23.4	23.2	1	24.7	23.9	24.1	24.2	24.4	24.2	0.7	24.7
		12	0	22.5	22.6	22.6	22.8	22.7	2	23.7	23.0	23.1	23.2	23.3	23.3	1.7	23.7
		12	7	22.5	22.6	22.6	22.8	22.7	2	23.7	23.0	23.1	23.2	23.3	23.3	1.7	23.7
		12	13	22.5	22.6	22.6	22.8	22.6	2	23.7	23.0	23.1	23.2	23.3	23.3	1.7	23.7
		25	0	22.5	22.6	22.7	22.8	22.7	2	23.7	23.0	23.1	23.3	23.4	23.3	1.7	23.7
	64QAM	1	0	22.2	22.2	22.3	22.5	22.3	2	23.7	22.6	22.7	22.8	22.9	22.9	1.7	23.7
		1	12	22.2	22.2	22.3	22.4	22.3	2	23.7	22.6	22.8	22.7	22.9	22.9	1.7	23.7
		1	24	22.2	22.3	22.3	22.4	22.3	2	23.7	22.6	22.7	22.8	23.0	22.8	1.7	23.7
		12	0	21.5	21.5	21.6	21.7	21.7	3	22.7	21.9	22.0	22.1	22.2	22.2	2.7	22.7
		12	7	21.5	21.5	21.6	21.7	21.7	3	22.7	21.9	22.0	22.1	22.2	22.2	2.7	22.7
		12	13	21.5	21.5	21.6	21.7	21.7	3	22.7	21.9	22.0	22.1	22.2	22.2	2.7	22.7
		25	0	21.6	21.7	21.7	21.8	21.7	3	22.7	22.0	22.1	22.2	22.3	22.3	2.7	22.7
	256QAM	1	0	19.2	19.1	19.3	19.4	19.3	5	20.7	19.7	19.6	19.8	19.9	19.9	4.7	20.7
		1	12	19.1	19.2	19.3	19.4	19.3	5	20.7	19.6	19.6	19.7	19.9	19.8	4.7	20.7
		1	24	19.1	19.2	19.3	19.4	19.2	5	20.7	19.5	19.6	19.8	19.9	19.8	4.7	20.7
		12	0	19.5	19.6	19.6	19.7	19.6	5	20.7	19.9	20.0	20.1	20.2	20.2	4.7	20.7
		12	7	19.5	19.6	19.6	19.7	19.6	5	20.7	19.9	20.0	20.1	20.2	20.2	4.7	20.7
		12	13	19.5	19.6	19.6	19.7	19.6	5	20.7	19.9	20.0	20.1	20.3	20.2	4.7	20.7
		25	0	19.6	19.7	19.7	19.8	19.7	5	20.7	20.0	20.1	20.2	20.3	20.3	4.7	20.7

This report shall not be reproduced without the written approval of UL Verification Services Inc.

LTE Band 41 Power Class 3 Measured Results (ANT2)

BW (MHz)	Mode	RB Allocation	RB Offset	Mode A Power (dBm)							Mode B Power (dBm)						
				39750	40185	40620	41055	41490	MPR	Tune-up Limit	39750	40185	40620	41055	41490	MPR	Tune-up Limit
				2506 MHz	2549.5 MHz	2593 MHz	2636.5 MHz	2680 MHz			2506 MHz	2549.5 MHz	2593 MHz	2636.5 MHz	2680 MHz		
20	QPSK	1	0	20.3	20.4	20.6	20.5	20.8	0	21.8	21.7	21.7	22.1	21.8	22.0	0	23.4
		1	49	20.5	20.6	20.7	20.7	21.0	0	21.8	22.0	22.0	22.2	22.1	22.2	0	23.4
		1	99	20.3	20.4	20.5	20.6	20.8	0	21.8	21.8	21.8	21.9	22.0	22.0	0	23.4
		50	0	20.5	20.6	20.7	20.7	20.9	0	21.8	21.9	22.0	22.2	22.1	22.2	0	23.4
		50	24	20.5	20.6	20.7	20.7	20.9	0	21.8	22.0	22.0	22.2	22.0	22.2	0	23.4
		50	50	20.5	20.6	20.7	20.8	20.9	0	21.8	22.0	22.0	22.1	22.1	22.2	0	23.4
		100	0	20.5	20.6	20.8	20.8	21.0	0	21.8	22.0	22.1	22.2	22.1	22.3	0	23.4
	16QAM	1	0	20.7	20.5	20.6	20.6	20.9	0	21.8	22.1	22.2	22.2	22.0	22.2	0	23.4
		1	49	20.8	20.8	20.8	20.8	21.0	0	21.8	22.3	22.4	22.4	22.2	22.5	0	23.4
		1	99	20.6	20.7	20.6	20.8	20.8	0	21.8	22.2	22.2	22.1	22.2	22.2	0	23.4
		50	0	20.7	20.5	20.7	20.6	20.7	0	21.8	22.1	22.0	22.1	22.1	22.3	0	23.4
		50	24	20.7	20.6	20.7	20.7	20.7	0	21.8	22.1	22.1	22.1	22.1	22.2	0	23.4
		50	50	20.6	20.6	20.7	20.8	20.7	0	21.8	22.1	22.1	22.1	22.1	22.3	0	23.4
		100	0	20.7	20.7	20.7	20.7	20.8	0	21.8	22.2	22.2	22.1	22.1	22.3	0	23.4
	64QAM	1	0	20.7	20.6	20.6	20.6	20.7	0	21.8	22.0	22.0	22.2	22.0	22.2	0	23.4
		1	49	20.7	20.6	20.8	20.8	20.9	0	21.8	22.1	22.3	22.2	22.1	22.5	0	23.4
		1	99	20.6	20.5	20.7	20.8	20.7	0	21.8	22.1	22.1	22.1	22.2	22.3	0	23.4
		50	0	20.7	20.6	20.7	20.6	20.7	0	21.8	21.9	21.9	22.0	21.9	22.1	0.7	22.7
		50	24	20.7	20.6	20.7	20.7	20.7	0	21.8	21.9	22.0	21.9	21.9	22.1	0.7	22.7
		50	50	20.7	20.6	20.7	20.8	20.7	0	21.8	22.0	22.0	22.0	22.0	22.1	0.7	22.7
		100	0	20.8	20.7	20.8	20.8	20.8	0	21.8	22.0	22.1	22.0	22.0	22.2	0.7	22.7
	256QAM	1	0	20.7	20.4	20.7	20.6	20.6	1.1	20.7	19.5	19.3	19.6	19.4	19.5	2.7	20.7
		1	49	20.7	20.7	20.7	20.7	20.7	1.1	20.7	19.6	19.6	19.6	19.6	19.7	2.7	20.7
		1	99	20.7	20.5	20.6	20.7	20.6	1.1	20.7	19.6	19.5	19.4	19.8	19.5	2.7	20.7
		50	0	20.7	20.6	20.7	20.6	20.7	1.1	20.7	19.9	20.0	20.1	20.0	20.2	2.7	20.7
		50	24	20.7	20.6	20.7	20.7	20.7	1.1	20.7	19.9	20.0	20.0	20.0	20.2	2.7	20.7
		50	50	20.7	20.6	20.7	20.7	20.7	1.1	20.7	20.0	20.1	20.0	20.1	20.2	2.7	20.7
		100	0	20.7	20.7	20.7	20.7	20.7	1.1	20.7	20.1	20.1	20.1	20.1	20.3	2.7	20.7

BW (MHz)	Mode	RB Allocation	RB offset	Mode A Power (dBm)							Mode B Power (dBm)						
				39750	40185	40620	41055	41490	MPR	Tune-up Limit	39750	40185	40620	41055	41490	MPR	Tune-up Limit
				2506 MHz	2549.5 MHz	2593 MHz	2636.5 MHz	2680 MHz			2506 MHz	2549.5 MHz	2593 MHz	2636.5 MHz	2680 MHz		
15	QPSK	1	0	20.7	20.7	20.8	20.8	20.8	0	21.8	22.1	22.1	22.2	22.1	22.3	0	23.4
		1	37	20.8	20.8	20.8	20.8	20.8	0	21.8	22.2	22.2	22.2	22.2	22.4	0	23.4
		1	74	20.7	20.7	20.8	20.9	20.8	0	21.8	22.2	22.2	22.1	22.3	22.3	0	23.4
		36	0	20.7	20.6	20.8	20.7	20.7	0	21.8	22.1	22.1	22.2	22.1	22.3	0	23.4
		36	20	20.7	20.7	20.8	20.8	20.7	0	21.8	22.1	22.1	22.1	22.1	22.3	0	23.4
		36	39	20.7	20.7	20.8	20.9	20.7	0	21.8	22.1	22.1	22.1	22.2	22.3	0	23.4
		75	0	20.8	20.8	20.8	20.8	20.8	0	21.8	22.1	22.2	22.1	22.1	22.3	0	23.4
	16QAM	1	0	20.7	20.7	20.9	20.7	20.8	0	21.8	22.1	22.1	22.2	22.1	22.3	0	23.4
		1	37	20.7	20.7	20.9	20.9	20.9	0	21.8	22.2	22.2	22.2	22.1	22.3	0	23.4
		1	74	20.7	20.7	20.7	20.9	20.7	0	21.8	22.2	22.1	22.1	22.3	22.3	0	23.4
		36	0	20.7	20.5	20.7	20.6	20.7	0	21.8	22.1	22.0	22.1	22.0	22.3	0	23.4
		36	20	20.7	20.7	20.7	20.7	20.7	0	21.8	22.1	22.1	22.1	22.0	22.3	0	23.4
		36	39	20.7	20.7	20.7	20.8	20.7	0	21.8	22.1	22.1	22.0	22.1	22.3	0	23.4
		75	0	20.7	20.7	20.8	20.8	20.7	0	21.8	22.1	22.1	22.1	22.1	22.3	0	23.4
	64QAM	1	0	20.9	20.6	20.8	20.8	20.8	0	21.8	22.2	22.1	22.3	22.2	22.4	0	23.4
		1	37	20.8	20.8	20.9	20.8	20.8	0	21.8	22.3	22.3	22.2	22.1	22.4	0	23.4
		1	74	20.7	20.7	20.9	21.0	20.8	0	21.8	22.2	22.2	22.1	22.3	22.4	0	23.4
		36	0	20.7	20.6	20.7	20.6	20.7	0	21.8	21.9	21.9	22.0	22.0	22.1	0.7	22.7
		36	20	20.6	20.7	20.7	20.7	20.7	0	21.8	21.9	22.0	22.1	22.0	22.1	0.7	22.7
		36	39	20.7	20.7	20.7	20.8	20.7	0	21.8	21.9	22.0	22.0	22.1	22.1	0.7	22.7
		75	0	20.7	20.7	20.8	20.8	20.8	0	21.8	22.0	22.1	22.0	22.0	22.2	0.7	22.7
	256QAM	1	0	20.7	20.7	20.7	20.7	20.6	1.1	20.7	19.7	19.6	19.6	19.6	19.6	2.7	20.7
		1	37	20.7	20.7	20.7	20.7	20.7	1.1	20.7	19.7	19.6	19.5	19.5	19.7	2.7	20.7
		1	74	20.7	20.7	20.6	20.7	20.7	1.1	20.7	19.8	19.7	19.5	19.8	19.9	2.7	20.7
		36	0	20.7	20.6	20.7	20.6	20.7	1.1	20.7	20.0	19.9	20.0	20.0	20.1	2.7	20.7
		36	20	20.7	20.7	20.7	20.7	20.7	1.1	20.7	20.0	20.0	20.0	20.0	20.2	2.7	20.7
		36	39	20.7	20.7	20.7	20.7	20.7	1.1	20.7	20.0	20.0	20.0	20.0	20.2	2.7	20.7
		75	0	20.7	20.7	20.7	20.7	20.7	1.1	20.7	20.0	20.1	20.0	20.1	20.2	2.7	20.7

This report shall not be reproduced without the written approval of UL Verification Services Inc.

LTE Band 41 Power Class 3 Measured Results (ANT2) (continued)

BW (MHz)	Mode	RB Allocation	RB offset	Mode A Power (dBm)							Mode B Power (dBm)						
				39750	40185	40620	41055	41490	MPR	Tune-up Limit	39750	40185	40620	41055	41490	MPR	Tune-up Limit
				2506 MHz	2549.5 MHz	2593 MHz	2636.5 MHz	2680 MHz			2506 MHz	2549.5 MHz	2593 MHz	2636.5 MHz	2680 MHz		
10	QPSK	1	0	20.9	20.8	20.9	20.8	20.9	0	21.8	22.2	22.2	22.4	22.3	22.4	0	23.4
		1	25	20.9	20.9	20.9	20.9	21.0	0	21.8	22.3	22.3	22.4	22.3	22.5	0	23.4
		1	49	20.9	20.8	20.9	21.0	20.9	0	21.8	22.3	22.3	22.3	22.4	22.4	0	23.4
		25	0	20.9	20.8	20.9	20.9	20.9	0	21.8	22.3	22.3	22.4	22.3	22.4	0	23.4
		25	12	20.9	20.8	20.9	20.9	20.9	0	21.8	22.2	22.3	22.4	22.3	22.4	0	23.4
		25	25	20.9	20.8	20.9	20.9	20.9	0	21.8	22.3	22.3	22.3	22.4	22.4	0	23.4
		50	0	21.0	20.9	21.0	21.0	21.0	0	21.8	22.3	22.4	22.4	22.4	22.5	0	23.4
	16QAM	1	0	21.0	20.7	20.9	21.0	20.9	0	21.8	22.3	22.3	22.4	22.4	22.4	0	23.4
		1	25	21.0	20.9	21.0	21.1	21.0	0	21.8	22.4	22.4	22.4	22.4	22.5	0	23.4
		1	49	20.9	20.9	20.9	21.1	20.9	0	21.8	22.4	22.3	22.3	22.6	22.4	0	23.4
		25	0	20.8	20.7	20.8	20.8	20.8	0	21.8	22.2	22.2	22.3	22.2	22.3	0	23.4
		25	12	20.8	20.7	20.8	20.8	20.8	0	21.8	22.2	22.2	22.3	22.2	22.3	0	23.4
		25	25	20.8	20.7	20.8	20.9	20.9	0	21.8	22.2	22.2	22.2	22.3	22.3	0	23.4
		50	0	20.9	20.8	20.9	20.9	20.9	0	21.8	22.3	22.3	22.3	22.3	22.4	0	23.4
	64QAM	1	0	21.0	20.7	21.0	20.9	20.9	0	21.8	22.3	22.2	22.3	22.3	22.4	0	23.4
		1	25	21.0	20.8	20.9	21.0	20.9	0	21.8	22.3	22.3	22.4	22.3	22.4	0	23.4
		1	49	21.0	20.8	21.0	21.2	20.9	0	21.8	22.4	22.3	22.3	22.5	22.5	0	23.4
		25	0	20.8	20.7	20.8	20.8	20.9	0	21.8	22.1	22.1	22.2	22.1	22.3	0.7	22.7
		25	12	20.8	20.7	20.8	20.8	20.9	0	21.8	22.1	22.1	22.2	22.1	22.3	0.7	22.7
		25	25	20.8	20.8	20.8	20.9	20.9	0	21.8	22.1	22.1	22.1	22.2	22.3	0.7	22.7
		50	0	20.9	20.8	20.9	20.9	20.9	0	21.8	22.2	22.2	22.2	22.2	22.3	0.7	22.7
	256QAM	1	0	20.7	20.7	20.7	20.7	20.6	1.1	20.7	19.7	19.7	19.7	19.6	19.9	2.7	20.7
		1	25	20.7	20.7	20.7	20.7	20.7	1.1	20.7	19.7	19.8	19.7	19.6	19.9	2.7	20.7
		1	49	20.7	20.7	20.6	20.7	20.6	1.1	20.7	19.8	19.7	19.7	19.7	19.9	2.7	20.7
		25	0	20.7	20.6	20.7	20.7	20.7	1.1	20.7	20.1	20.0	20.1	20.1	20.2	2.7	20.7
		25	12	20.7	20.6	20.6	20.7	20.6	1.1	20.7	20.1	20.1	20.1	20.1	20.2	2.7	20.7
		25	25	20.7	20.7	20.7	20.7	20.7	1.1	20.7	20.1	20.1	20.1	20.2	20.2	2.7	20.7
		50	0	20.7	20.7	20.7	20.7	20.7	1.1	20.7	20.2	20.2	20.2	20.2	20.3	2.7	20.7

BW (MHz)	Mode	RB Allocation	RB offset	Mode A Power (dBm)							Mode B Power (dBm)						
				39750	40185	40620	41055	41490	MPR	Tune-up Limit	39750	40185	40620	41055	41490	MPR	Tune-up Limit
				2506 MHz	2549.5 MHz	2593 MHz	2636.5 MHz	2680 MHz			2506 MHz	2549.5 MHz	2593 MHz	2636.5 MHz	2680 MHz		
5	QPSK	1	0	20.8	20.5	20.5	20.5	20.7	0	21.8	22.4	22.3	22.4	22.3	22.5	0	23.4
		1	12	20.7	20.6	20.7	20.7	20.8	0	21.8	22.3	22.3	22.3	22.3	22.4	0	23.4
		1	24	20.7	20.6	20.7	20.7	20.8	0	21.8	22.3	22.3	22.3	22.4	22.4	0	23.4
		12	0	20.7	20.6	20.7	20.6	20.8	0	21.8	22.3	22.3	22.3	22.3	22.4	0	23.4
		12	7	20.7	20.6	20.7	20.7	20.8	0	21.8	22.2	22.3	22.3	22.3	22.4	0	23.4
		12	13	20.7	20.6	20.7	20.7	20.8	0	21.8	22.3	22.3	22.3	22.3	22.4	0	23.4
		25	0	20.7	20.6	20.7	20.7	20.8	0	21.8	22.3	22.4	22.3	22.3	22.5	0	23.4
	16QAM	1	0	20.7	20.6	20.7	20.6	20.9	0	21.8	22.4	22.3	22.5	22.4	22.5	0	23.4
		1	12	20.9	20.7	20.8	20.8	21.0	0	21.8	22.3	22.3	22.4	22.4	22.5	0	23.4
		1	24	20.7	20.7	20.8	20.8	21.0	0	21.8	22.4	22.4	22.4	22.4	22.5	0	23.4
		12	0	20.7	20.6	20.7	20.7	20.8	0	21.8	22.2	22.2	22.2	22.2	22.3	0	23.4
		12	7	20.8	20.6	20.8	20.7	20.8	0	21.8	22.1	22.2	22.2	22.2	22.3	0	23.4
		12	13	20.8	20.6	20.7	20.7	20.8	0	21.8	22.2	22.2	22.2	22.2	22.3	0	23.4
		25	0	20.7	20.5	20.7	20.6	20.7	0	21.8	22.2	22.3	22.2	22.2	22.4	0	23.4
	64QAM	1	0	20.9	20.7	20.8	20.5	20.9	0	21.8	22.4	22.2	22.3	22.2	22.4	0	23.4
		1	12	20.9	20.8	20.9	20.7	20.9	0	21.8	22.3	22.3	22.2	22.2	22.4	0	23.4
		1	24	20.9	20.7	20.8	20.7	20.9	0	21.8	22.3	22.2	22.2	22.5	22.5	0	23.4
		12	0	20.7	20.6	20.7	20.6	20.7	0	21.8	22.0	22.1	22.1	22.0	22.2	0.7	22.7
		12	7	20.8	20.6	20.7	20.7	20.8	0	21.8	22.0	22.0	22.1	22.0	22.2	0.7	22.7
		12	13	20.8	20.6	20.8	20.7	20.8	0	21.8	22.0	22.0	22.0	22.1	22.2	0.7	22.7
		25	0	20.8	20.6	20.7	20.7	20.8	0	21.8	22.1	22.1	22.1	22.1	22.3	0.7	22.7
	256QAM	1	0	20.7	20.6	20.6	20.7	20.7	1.1	20.7	19.8	19.6	19.7	19.7	19.9	2.7	20.7
		1	12	20.7	20.6	20.7	20.7	20.7	1.1	20.7	19.6	19.6	19.6	19.6	19.8	2.7	20.7
		1	24	20.7	20.6	20.6	20.7	20.6	1.1	20.7	19.6	19.6	19.7	19.8	19.8	2.7	20.7
		12	0	20.6	20.6	20.7	20.6	20.7	1.1	20.7	20.0	20.0	20.1	20.0	20.2	2.7	20.7
		12	7	20.6	20.6	20.7	20.7	20.6	1.1	20.7	20.0	20.0	20.0	20.0	20.2	2.7	20.7
		12	13	20.7	20.6	20.7	20.7	20.7	1.1	20.7	20.0	20.0	20.0	20.0	20.2	2.7	20.7
		25	0	20.7	20.6	20.7	20.7	20.7	1.1	20.7	20.1	20.1	20.1	20.1	20.2	2.7	20.7

This report shall not be reproduced without the written approval of UL Verification Services Inc.

LTE Band 41 Power Class 3 Measured Results (ANT3)

BW (MHz)	Mode	RB Allocation	RB Offset	Mode A Power (dBm)					MPR	Tune-up Limit	Mode B Power (dBm)					MPR	Tune-up Limit
				39750	40185	40620	41055	41490			39750	40185	40620	41055	41490		
				2506 MHz	2549.5 MHz	2593 MHz	2636.5 MHz	2680 MHz			2506 MHz	2549.5 MHz	2593 MHz	2636.5 MHz	2680 MHz		
20	QPSK	1	0	23.8	24.0	24.1	24.2	24.1	0	25.7	22.3	22.5	22.6	22.7	22.6	0	24.3
		1	49	23.9	24.0	24.4	24.4	24.3	0	25.7	22.4	22.6	22.8	22.7	22.9	0	24.3
		1	99	23.8	23.9	24.0	24.2	24.1	0	25.7	22.3	22.4	22.5	22.6	22.7	0	24.3
		50	0	23.7	23.8	24.0	24.2	24.0	1	24.7	22.4	22.6	22.8	22.9	22.9	0	24.3
		50	24	23.7	23.8	24.0	24.2	24.0	1	24.7	22.4	22.6	22.8	22.8	22.8	0	24.3
		50	50	23.7	23.8	24.0	24.1	24.0	1	24.7	22.4	22.6	22.7	22.8	22.8	0	24.3
		100	0	23.8	23.9	24.0	24.2	24.1	1	24.7	22.4	22.6	22.8	22.9	22.9	0	24.3
	16QAM	1	0	23.1	23.4	23.4	23.6	23.7	1	24.7	22.5	22.9	22.8	23.0	23.0	0	24.3
		1	49	23.4	23.6	23.6	23.8	23.7	1	24.7	22.7	23.0	23.0	23.1	23.2	0	24.3
		1	99	23.2	23.6	23.5	23.8	23.4	1	24.7	22.6	22.9	22.7	22.9	23.1	0	24.3
		50	0	22.6	22.8	23.0	23.2	23.0	2	23.7	22.5	22.8	22.9	23.0	22.9	0.6	23.7
		50	24	22.7	22.8	22.9	23.2	22.9	2	23.7	22.5	22.7	22.8	23.0	22.9	0.6	23.7
		50	50	22.8	22.8	22.9	23.2	22.9	2	23.7	22.6	22.7	22.8	23.0	22.9	0.6	23.7
		100	0	22.7	22.9	23.0	23.2	23.0	2	23.7	22.6	22.8	22.9	23.1	23.0	0.6	23.7
	64QAM	1	0	22.3	22.4	22.5	22.8	22.6	2	23.7	22.3	22.5	22.5	22.6	22.6	0.6	23.7
		1	49	22.6	22.5	22.6	22.9	22.7	2	23.7	22.4	22.6	22.8	22.7	22.8	0.6	23.7
		1	99	22.4	22.4	22.6	22.9	22.5	2	23.7	22.3	22.3	22.4	22.6	22.7	0.6	23.7
		50	0	21.8	22.0	22.1	22.2	22.2	3	22.7	21.8	22.0	22.1	22.2	22.2	1.6	22.7
		50	24	21.8	22.0	22.1	22.2	22.1	3	22.7	21.8	21.9	22.0	22.2	22.2	1.6	22.7
		50	50	21.9	22.0	22.1	22.3	22.1	3	22.7	21.9	21.9	22.0	22.2	22.2	1.6	22.7
		100	0	21.9	22.1	22.2	22.3	22.2	3	22.7	21.9	22.0	22.1	22.3	22.2	1.6	22.7
	256QAM	1	0	19.2	19.5	19.5	19.6	19.8	5	20.7	19.4	19.5	19.4	19.7	19.6	3.6	20.7
		1	49	19.5	19.6	19.6	19.9	19.9	5	20.7	19.5	19.4	19.6	19.8	19.6	3.6	20.7
		1	99	19.3	19.7	19.5	19.7	19.7	5	20.7	19.4	19.3	19.3	19.7	19.7	3.6	20.7
		50	0	19.8	20.0	20.1	20.2	20.2	5	20.7	19.8	20.0	20.1	20.2	20.2	3.6	20.7
		50	24	19.8	20.0	20.1	20.3	20.1	5	20.7	19.8	20.0	20.0	20.2	20.2	3.6	20.7
		50	50	19.8	20.0	20.1	20.3	20.2	5	20.7	19.9	20.0	20.1	20.2	20.2	3.6	20.7
		100	0	19.8	20.0	20.2	20.3	20.2	5	20.7	19.9	20.0	20.1	20.3	20.2	3.6	20.7

BW (MHz)	Mode	RB Allocation	RB offset	Mode A Power (dBm)					MPR	Tune-up Limit	Mode B Power (dBm)					MPR	Tune-up Limit
				39750	40185	40620	41055	41490			39750	40185	40620	41055	41490		
				2506 MHz	2549.5 MHz	2593 MHz	2636.5 MHz	2680 MHz			2506 MHz	2549.5 MHz	2593 MHz	2636.5 MHz	2680 MHz		
15	QPSK	1	0	23.9	24.1	24.2	24.4	24.4	0	25.7	22.7	22.9	22.9	23.0	22.9	0	24.3
		1	37	24.0	24.1	24.2	24.5	24.4	0	25.7	22.6	22.8	22.9	23.1	23.0	0	24.3
		1	74	24.0	24.1	24.3	24.5	24.3	0	25.7	22.7	22.8	22.8	23.0	23.1	0	24.3
		36	0	23.7	23.8	23.9	24.1	24.1	1	24.7	22.7	22.8	22.9	23.0	23.0	0	24.3
		36	20	23.7	23.7	23.9	24.1	24.0	1	24.7	22.6	22.8	22.9	23.0	23.0	0	24.3
		36	39	23.7	23.8	23.9	24.2	24.0	1	24.7	22.6	22.8	22.8	23.0	23.0	0	24.3
		75	0	23.7	23.8	24.0	24.2	24.1	1	24.7	22.7	22.8	22.8	23.1	23.0	0	24.3
	16QAM	1	0	23.1	23.3	23.5	23.8	23.7	1	24.7	22.6	22.9	23.0	23.0	23.0	0	24.3
		1	37	23.3	23.4	23.6	23.7	23.6	1	24.7	22.6	22.8	22.9	23.0	23.0	0	24.3
		1	74	23.3	23.3	23.6	23.7	23.5	1	24.7	22.6	22.7	22.8	23.1	22.9	0	24.3
		36	0	22.6	22.6	22.9	23.1	23.0	2	23.7	22.6	22.8	22.9	23.0	22.9	0.6	23.7
		36	20	22.5	22.6	22.9	23.1	23.0	2	23.7	22.6	22.7	22.9	23.0	22.9	0.6	23.7
		36	39	22.5	22.6	22.9	23.1	23.0	2	23.7	22.6	22.7	22.8	23.0	22.9	0.6	23.7
		75	0	22.6	22.7	22.9	23.1	23.0	2	23.7	22.6	22.8	22.8	23.0	22.9	0.6	23.7
	64QAM	1	0	22.4	22.6	22.6	22.8	22.7	2	23.7	22.4	22.5	22.6	22.8	22.7	0.6	23.7
		1	37	22.4	22.6	22.6	22.7	22.8	2	23.7	22.3	22.5	22.5	22.7	22.8	0.6	23.7
		1	74	22.4	22.4	22.8	22.8	22.8	2	23.7	22.4	22.4	22.5	22.7	22.7	0.6	23.7
		36	0	21.8	21.9	22.0	22.2	22.2	3	22.7	21.8	22.0	22.1	22.2	22.2	1.6	22.7
		36	20	21.8	21.9	22.0	22.1	22.1	3	22.7	21.8	21.9	22.1	22.2	22.2	1.6	22.7
		36	39	21.8	21.9	22.0	22.2	22.1	3	22.7	21.8	21.9	22.0	22.1	22.2	1.6	22.7
		75	0	21.9	21.9	22.0	22.2	22.2	3	22.7	21.8	22.0	22.1	22.2	22.2	1.6	22.7
	256QAM	1	0	19.5	19.6	19.5	19.8	19.9	5	20.7	19.6	19.7	19.6	19.7	19.8	3.6	20.7
		1	37	19.5	19.5	19.5	19.7	19.7	5	20.7	19.3	19.5	19.6	19.8	19.8	3.6	20.7
		1	74	19.5	19.6	19.7	19.8	19.8	5	20.7	19.6	19.5	19.6	19.9	19.8	3.6	20.7
		36	0	19.8	19.9	20.0	20.1	20.2	5	20.7	19.8	20.0	20.1	20.2	20.2	3.6	20.7
		36	20	19.8	19.9	20.0	20.1	20.1	5	20.7	19.8	20.0	20.1	20.2	20.2	3.6	20.7
		36	39	19.8	19.9	19.9	20.2	20.1	5	20.7	19.8	20.0	20.0	20.1	20.2	3.6	20.7
		75	0	19.8	19.9	20.0	20.2	20.2	5	20.7	19.8	20.0	20.1	20.2	20.2	3.6	20.7

This report shall not be reproduced without the written approval of UL Verification Services Inc.

LTE Band 41 Power Class 3 Measured Results (ANT3) (continued)

BW (MHz)	Mode	RB Allocation	RB offset	Mode A Power (dBm)							Mode B Power (dBm)						
				39750	40185	40620	41055	41490	MPR	Tune-up Limit	39750	40185	40620	41055	41490	MPR	Tune-up Limit
				2506 MHz	2549.5 MHz	2593 MHz	2636.5 MHz	2680 MHz			2506 MHz	2549.5 MHz	2593 MHz	2636.5 MHz	2680 MHz		
10	QPSK	1	0	24.1	24.4	24.4	24.6	24.4	0	25.7	22.7	22.9	23.0	23.1	23.1	0	24.3
		1	25	24.2	24.4	24.4	24.6	24.4	0	25.7	22.8	22.9	23.1	23.1	23.1	0	24.3
		1	49	24.2	24.2	24.4	24.6	24.3	0	25.7	22.7	22.8	23.0	23.1	23.1	0	24.3
		25	0	23.9	23.9	24.1	24.4	24.1	1	24.7	22.7	22.9	23.0	23.1	23.1	0	24.3
		25	12	23.9	23.9	24.1	24.2	24.1	1	24.7	22.7	22.8	23.0	23.1	23.1	0	24.3
		25	25	23.9	23.9	24.1	24.4	24.1	1	24.7	22.7	22.8	22.9	23.1	23.1	0	24.3
		50	0	24.0	24.0	24.2	24.4	24.2	1	24.7	22.7	22.9	23.0	23.2	23.1	0	24.3
	16QAM	1	0	23.5	23.5	23.7	23.8	23.7	1	24.7	22.8	22.9	23.1	23.1	23.1	0	24.3
		1	25	23.6	23.5	23.7	23.9	23.6	1	24.7	22.8	22.9	23.1	23.2	23.2	0	24.3
		1	49	23.6	23.4	23.7	23.9	23.6	1	24.7	22.8	22.8	23.0	23.2	23.1	0	24.3
		25	0	22.9	22.9	23.1	23.2	23.0	2	23.7	22.7	22.8	22.9	23.1	23.0	0.6	23.7
		25	12	22.9	22.9	23.1	23.2	23.0	2	23.7	22.6	22.8	22.9	23.1	23.0	0.6	23.7
		25	25	22.9	22.9	23.1	23.2	23.0	2	23.7	22.7	22.8	22.9	23.0	23.0	0.6	23.7
		50	0	22.9	22.9	23.0	23.1	23.1	2	23.7	22.7	22.8	22.9	23.1	23.1	0.6	23.7
	64QAM	1	0	22.4	22.7	22.8	22.9	22.9	2	23.7	22.5	22.6	22.8	22.8	22.7	0.6	23.7
		1	25	22.5	22.7	22.7	22.8	22.8	2	23.7	22.5	22.4	22.8	22.8	22.8	0.6	23.7
		1	49	22.5	22.6	22.7	22.9	22.8	2	23.7	22.5	22.5	22.7	23.0	22.8	0.6	23.7
		25	0	21.9	22.0	22.1	22.3	22.2	3	22.7	21.9	22.0	22.2	22.3	22.2	1.6	22.7
		25	12	21.9	22.0	22.1	22.3	22.2	3	22.7	21.9	22.0	22.2	22.3	22.2	1.6	22.7
		25	25	21.9	22.0	22.1	22.4	22.2	3	22.7	21.9	22.0	22.1	22.2	22.2	1.6	22.7
		50	0	22.0	22.1	22.1	22.4	22.3	3	22.7	21.9	22.1	22.2	22.3	22.3	1.6	22.7
	256QAM	1	0	19.5	19.6	19.7	20.0	19.9	5	20.7	19.5	19.7	19.7	19.8	19.9	3.6	20.7
		1	25	19.5	19.5	19.6	20.0	19.8	5	20.7	19.5	19.6	19.7	19.8	19.8	3.6	20.7
		1	49	19.7	19.6	19.7	20.1	19.9	5	20.7	19.4	19.6	19.6	19.8	19.8	3.6	20.7
		25	0	19.9	20.0	20.1	20.3	20.2	5	20.7	19.9	20.0	20.2	20.3	20.2	3.6	20.7
		25	12	19.9	20.0	20.1	20.3	20.2	5	20.7	19.9	20.0	20.1	20.3	20.2	3.6	20.7
		25	25	19.9	20.0	20.1	20.4	20.2	5	20.7	19.9	20.0	20.1	20.2	20.3	3.6	20.7
		50	0	20.0	20.1	20.2	20.4	20.3	5	20.7	19.9	20.1	20.1	20.3	20.3	3.6	20.7

BW (MHz)	Mode	RB Allocation	RB offset	Mode A Power (dBm)							Mode B Power (dBm)						
				39750	40185	40620	41055	41490	MPR	Tune-up Limit	39750	40185	40620	41055	41490	MPR	Tune-up Limit
				2506 MHz	2549.5 MHz	2593 MHz	2636.5 MHz	2680 MHz			2506 MHz	2549.5 MHz	2593 MHz	2636.5 MHz	2680 MHz		
5	QPSK	1	0	24.1	24.4	24.5	24.5	24.5	0	25.7	22.6	22.9	23.0	23.2	23.1	0	24.3
		1	12	24.0	24.3	24.5	24.5	24.5	0	25.7	22.6	22.8	22.9	23.2	23.1	0	24.3
		1	24	24.0	24.4	24.5	24.6	24.5	0	25.7	22.7	22.8	22.9	23.1	23.1	0	24.3
		12	0	23.9	24.0	24.2	24.1	24.2	1	24.7	22.7	22.8	23.0	23.1	23.1	0	24.3
		12	7	23.9	24.0	24.2	24.1	24.2	1	24.7	22.7	22.8	23.0	23.1	23.1	0	24.3
		12	13	23.9	24.1	24.2	24.1	24.2	1	24.7	22.7	22.8	22.9	23.1	23.1	0	24.3
		25	0	23.9	24.1	24.3	24.2	24.3	1	24.7	22.7	22.8	22.9	23.1	23.1	0	24.3
	16QAM	1	0	23.5	23.8	23.5	23.9	23.9	1	24.7	22.7	22.8	23.2	23.2	23.2	0	24.3
		1	12	23.5	23.8	23.6	23.7	23.9	1	24.7	22.7	22.9	23.2	23.2	23.2	0	24.3
		1	24	23.5	23.8	23.6	23.9	23.8	1	24.7	22.7	22.8	23.1	23.1	23.1	0	24.3
		12	0	22.8	23.0	22.9	23.1	23.1	2	23.7	22.6	22.7	22.9	23.0	23.0	0.6	23.7
		12	7	22.8	23.0	22.9	23.1	23.1	2	23.7	22.6	22.7	22.9	23.0	23.0	0.6	23.7
		12	13	22.8	23.0	22.9	23.2	23.1	2	23.7	22.6	22.7	22.8	23.0	23.0	0.6	23.7
		25	0	22.9	23.0	23.0	23.2	23.2	2	23.7	22.6	22.7	22.8	23.0	23.0	0.6	23.7
	64QAM	1	0	22.5	22.6	22.7	22.8	22.7	2	23.7	22.7	22.7	22.8	22.7	22.8	0.6	23.7
		1	12	22.5	22.6	22.6	22.8	22.7	2	23.7	22.3	22.5	22.8	22.8	22.8	0.6	23.7
		1	24	22.5	22.5	22.6	22.9	22.7	2	23.7	22.4	22.4	22.8	22.8	22.9	0.6	23.7
		12	0	21.8	21.9	22.0	22.1	22.1	3	22.7	22.7	22.2	22.0	22.2	22.2	1.6	22.7
		12	7	21.8	21.9	21.9	22.1	22.0	3	22.7	22.7	22.1	22.0	22.3	22.2	1.6	22.7
		12	13	21.8	21.9	22.0	22.1	22.1	3	22.7	22.6	22.1	22.0	22.3	22.2	1.6	22.7
		25	0	21.9	22.0	22.1	22.2	22.1	3	22.7	21.8	22.1	22.0	22.2	22.3	1.6	22.7
	256QAM	1	0	19.6	19.6	19.7	19.8	19.7	5	20.7	19.5	19.6	19.8	19.9	19.8	3.6	20.7
		1	12	19.5	19.5	19.6	19.9	19.7	5	20.7	19.5	19.4	19.7	19.8	19.8	3.6	20.7
		1	24	19.5	19.5	19.6	19.9	19.6	5	20.7	19.5	19.6	19.7	19.8	19.8	3.6	20.7
		12	0	19.9	19.9	20.0	20.1	20.0	5	20.7	20.0	20.1	20.2	20.3	20.2	3.6	20.7
		12	7	19.8	19.9	20.0	20.2	20.0	5	20.7	19.9	20.1	20.2	20.3	20.2	3.6	20.7
		12	13	19.8	19.9	20.0	20.2	20.0	5	20.7	19.9	20.0	20.1	20.2	20.2	3.6	20.7
		25	0	19.9	20.0	20.1	20.2	20.1	5	20.7	19.9	20.1	20.1	20.3	20.2	3.6	20.7

This report shall not be reproduced without the written approval of UL Verification Services Inc.

LTE Band 41 Power Class 3 Measured Results (ANT4)

BW (MHz)	Mode	RB Allocation	RB Offset	Mode A Power (dBm)							Mode B Power (dBm)						
				39750	40185	40620	41055	41490	MPR	Tune-up Limit	39750	40185	40620	41055	41490	MPR	Tune-up Limit
				2506 MHz	2549.5 MHz	2593 MHz	2636.5 MHz	2680 MHz			2506 MHz	2549.5 MHz	2593 MHz	2636.5 MHz	2680 MHz		
20	QPSK	1	0	18.7	18.7	18.7	18.9	18.7	0	20.7	20.1	20.5	20.1	20.3	20.2	0	21.5
		1	49	18.7	18.7	18.7	19.0	18.9	0	20.7	20.2	20.2	20.4	20.4	20.5	0	21.5
		1	99	18.7	18.7	18.7	18.7	18.7	0	20.7	20.0	20.1	20.1	20.1	20.2	0	21.5
		50	0	18.8	18.8	18.7	18.9	18.8	0	20.7	20.3	20.5	20.4	20.4	20.4	0	21.5
		50	24	18.8	18.7	18.7	18.9	18.8	0	20.7	20.3	20.2	20.4	20.4	20.4	0	21.5
		50	50	18.7	18.7	18.7	18.9	18.8	0	20.7	20.2	20.2	20.4	20.3	20.4	0	21.5
		100	0	18.8	18.7	18.9	19.0	19.0	0	20.7	20.3	20.3	20.5	20.4	20.5	0	21.5
	16QAM	1	0	18.7	18.9	18.7	18.9	18.8	0	20.7	20.6	20.7	20.3	20.6	20.6	0	21.5
		1	49	19.0	18.9	18.9	19.0	19.1	0	20.7	20.6	20.6	20.6	20.7	20.9	0	21.5
		1	99	18.7	18.7	18.8	18.8	18.9	0	20.7	20.5	20.5	20.5	20.5	20.8	0	21.5
		50	0	18.8	18.8	18.9	18.9	18.9	0	20.7	20.5	20.4	20.5	20.6	20.5	0	21.5
		50	24	18.8	18.7	18.9	18.9	18.9	0	20.7	20.5	20.4	20.5	20.5	20.6	0	21.5
		50	50	18.7	18.7	18.9	18.8	18.9	0	20.7	20.4	20.4	20.5	20.5	20.6	0	21.5
		100	0	18.8	18.8	19.0	19.0	19.0	0	20.7	20.5	20.5	20.6	20.6	20.7	0	21.5
	64QAM	1	0	19.2	19.0	18.9	19.3	18.9	0	20.7	20.5	20.6	20.6	20.7	20.5	0	21.5
		1	49	19.3	19.0	19.2	19.3	19.1	0	20.7	20.6	20.6	20.7	20.7	20.7	0	21.5
		1	99	19.0	18.8	19.0	19.0	19.1	0	20.7	20.4	20.4	20.7	20.5	20.6	0	21.5
		50	0	19.0	19.0	19.1	19.1	19.0	0	20.7	20.6	20.5	20.6	20.6	20.6	0	21.5
		50	24	19.0	18.9	19.1	19.1	19.1	0	20.7	20.5	20.4	20.6	20.6	20.6	0	21.5
		50	50	19.0	18.9	19.1	19.0	19.1	0	20.7	20.5	20.4	20.6	20.5	20.7	0	21.5
		100	0	19.1	19.0	19.1	19.1	19.1	0	20.7	20.6	20.5	20.6	20.7	20.7	0	21.5
	256QAM	1	0	18.9	19.1	18.9	19.0	19.1	0	20.7	19.8	19.7	19.6	19.9	19.7	0.8	20.7
		1	49	19.0	19.1	19.2	19.1	19.2	0	20.7	19.9	19.6	19.8	20.0	19.9	0.8	20.7
		1	99	18.9	18.9	19.0	18.9	19.1	0	20.7	19.7	19.5	19.7	19.7	19.8	0.8	20.7
		50	0	19.0	19.0	19.1	19.1	19.0	0	20.7	20.2	20.2	20.3	20.3	20.3	0.8	20.7
		50	24	19.0	18.9	19.1	19.1	19.1	0	20.7	20.2	20.1	20.3	20.3	20.3	0.8	20.7
		50	50	19.0	18.9	19.1	19.0	19.1	0	20.7	20.2	20.1	20.3	20.2	20.3	0.8	20.7
		100	0	19.1	19.0	19.1	19.2	19.1	0	20.7	20.3	20.2	20.3	20.4	20.4	0.8	20.7

BW (MHz)	Mode	RB Allocation	RB offset	Mode A Power (dBm)							Mode B Power (dBm)						
				39750	40185	40620	41055	41490	MPR	Tune-up Limit	39750	40185	40620	41055	41490	MPR	Tune-up Limit
				2506 MHz	2549.5 MHz	2593 MHz	2636.5 MHz	2680 MHz			2506 MHz	2549.5 MHz	2593 MHz	2636.5 MHz	2680 MHz		
15	QPSK	1	0	19.0	19.0	18.8	19.0	18.8	0	20.7	20.4	20.4	20.4	20.6	20.4	0	21.5
		1	37	19.0	19.0	18.7	18.9	18.9	0	20.7	20.4	20.3	20.5	20.5	20.5	0	21.5
		1	74	18.9	18.9	18.7	18.7	18.9	0	20.7	20.3	20.2	20.4	20.4	20.5	0	21.5
		36	0	19.0	19.0	18.8	18.8	18.8	0	20.7	20.4	20.4	20.4	20.5	20.5	0	21.5
		36	20	19.0	18.9	18.8	18.8	18.8	0	20.7	20.4	20.3	20.4	20.5	20.5	0	21.5
		36	39	19.0	18.9	18.8	18.8	18.8	0	20.7	20.4	20.3	20.4	20.4	20.5	0	21.5
		75	0	19.0	19.0	18.8	18.8	18.8	0	20.7	20.4	20.3	20.5	20.5	20.5	0	21.5
	16QAM	1	0	19.0	19.0	18.8	18.9	19.0	0	20.7	20.5	20.4	20.5	20.6	20.5	0	21.5
		1	37	19.0	18.7	18.9	18.8	19.0	0	20.7	20.4	20.4	20.5	20.5	20.6	0	21.5
		1	74	19.0	18.8	18.8	18.7	18.9	0	20.7	20.4	20.3	20.5	20.5	20.6	0	21.5
		36	0	19.0	18.9	18.9	18.9	18.8	0	20.7	20.4	20.3	20.4	20.5	20.4	0	21.5
		36	20	19.0	18.8	18.9	18.9	18.9	0	20.7	20.4	20.3	20.4	20.5	20.5	0	21.5
		36	39	19.0	18.8	18.9	18.8	18.9	0	20.7	20.4	20.3	20.4	20.4	20.5	0	21.5
		75	0	19.0	18.7	18.9	18.9	18.9	0	20.7	20.4	20.3	20.4	20.5	20.5	0	21.5
	64QAM	1	0	19.1	19.1	19.1	19.3	19.2	0	20.7	20.5	20.6	20.5	20.7	20.6	0	21.5
		1	37	19.0	19.1	19.3	19.2	19.1	0	20.7	20.5	20.6	20.4	20.7	20.7	0	21.5
		1	74	19.0	19.1	19.2	19.1	19.2	0	20.7	20.5	20.4	20.5	20.5	20.7	0	21.5
		36	0	19.0	19.0	19.1	19.1	19.1	0	20.7	20.5	20.4	20.5	20.5	20.5	0	21.5
		36	20	19.0	18.9	19.1	19.1	19.1	0	20.7	20.5	20.3	20.4	20.5	20.6	0	21.5
		36	39	19.0	19.0	19.1	19.0	19.1	0	20.7	20.5	20.3	20.5	20.4	20.6	0	21.5
		75	0	19.0	19.0	19.1	19.1	19.1	0	20.7	20.5	20.4	20.5	20.5	20.6	0	21.5
	256QAM	1	0	19.1	19.1	19.1	19.3	19.2	0	20.7	19.7	19.7	19.7	19.9	19.7	0.8	20.7
		1	37	19.1	19.0	19.1	19.2	19.1	0	20.7	19.8	19.6	19.7	19.8	19.7	0.8	20.7
		1	74	19.1	19.0	19.2	19.1	19.2	0	20.7	19.7	19.6	19.8	19.7	19.8	0.8	20.7
		36	0	19.0	19.0	19.1	19.1	19.0	0	20.7	20.1	20.1	20.2	20.2	20.2	0.8	20.7
		36	20	19.0	18.9	19.1	19.1	19.1	0	20.7	20.1	20.0	20.2	20.2	20.2	0.8	20.7
		36	39	19.0	18.9	19.1	19.0	19.1	0	20.7	20.1	20.0	20.2	20.1	20.3	0.8	20.7
		75	0	19.1	19.0	19.1	19.1	19.1	0	20.7	20.1	20.0	20.2	20.2	20.3	0.8	20.7

This report shall not be reproduced without the written approval of UL Verification Services Inc.

LTE Band 41 Power Class 3 Measured Results (ANT4) (continued)

BW (MHz)	Mode	RB Allocation	RB offset	Mode A Power (dBm)							Mode B Power (dBm)						
				39750	40185	40620	41055	41490	MPR	Tune-up Limit	39750	40185	40620	41055	41490	MPR	Tune-up Limit
				2506 MHz	2549.5 MHz	2593 MHz	2636.5 MHz	2680 MHz			2506 MHz	2549.5 MHz	2593 MHz	2636.5 MHz	2680 MHz		
10	QPSK	1	0	19.1	19.1	19.2	19.2	19.1	0	20.7	20.5	20.5	20.6	20.5	20.5	0	21.5
		1	25	19.1	19.1	19.2	19.2	19.2	0	20.7	20.6	20.4	20.6	20.6	20.6	0	21.5
		1	49	19.0	19.0	19.2	19.1	19.1	0	20.7	20.4	20.4	20.5	20.4	20.5	0	21.5
		25	0	19.1	19.1	19.2	19.2	19.1	0	20.7	20.5	20.5	20.6	20.5	20.6	0	21.5
		25	12	19.1	19.0	19.1	19.2	19.1	0	20.7	20.5	20.4	20.6	20.5	20.6	0	21.5
		25	25	19.1	19.0	19.1	19.1	19.1	0	20.7	20.5	20.5	20.6	20.5	20.6	0	21.5
		50	0	19.1	19.1	19.2	19.2	19.2	0	20.7	20.6	20.5	20.6	20.6	20.7	0	21.5
	16QAM	1	0	19.2	19.0	19.2	19.2	19.1	0	20.7	20.6	20.6	20.7	20.8	20.6	0	21.5
		1	25	19.2	19.0	19.2	19.3	19.2	0	20.7	20.7	20.5	20.7	20.7	20.8	0	21.5
		1	49	19.1	19.0	19.2	19.2	19.1	0	20.7	20.6	20.5	20.7	20.6	20.7	0	21.5
		25	0	19.1	19.1	19.1	19.2	19.1	0	20.7	20.5	20.5	20.5	20.5	20.5	0	21.5
		25	12	19.1	19.0	19.1	19.2	19.2	0	20.7	20.5	20.4	20.5	20.5	20.5	0	21.5
		25	25	19.1	19.0	19.1	19.1	19.1	0	20.7	20.5	20.4	20.5	20.4	20.6	0	21.5
		50	0	19.1	19.1	19.2	19.2	19.2	0	20.7	20.5	20.4	20.5	20.6	20.6	0	21.5
	64QAM	1	0	19.1	19.3	19.3	19.2	19.2	0	20.7	20.5	20.7	20.7	20.6	20.7	0	21.5
		1	25	19.2	19.2	19.2	19.2	19.2	0	20.7	20.6	20.6	20.7	20.7	20.8	0	21.5
		1	49	19.1	19.2	19.3	19.1	19.3	0	20.7	20.5	20.5	20.7	20.6	20.8	0	21.5
		25	0	19.1	19.1	19.1	19.1	19.1	0	20.7	20.5	20.5	20.6	20.6	20.6	0	21.5
		25	12	19.1	19.0	19.1	19.1	19.1	0	20.7	20.5	20.4	20.5	20.6	20.6	0	21.5
		25	25	19.1	19.0	19.1	19.0	19.1	0	20.7	20.5	20.4	20.5	20.5	20.6	0	21.5
		50	0	19.1	19.1	19.2	19.1	19.1	0	20.7	20.5	20.4	20.6	20.6	20.6	0	21.5
	256QAM	1	0	19.2	19.2	19.2	19.3	19.1	0	20.7	19.8	19.7	19.8	19.9	19.8	0.8	20.7
		1	25	19.2	19.1	19.2	19.2	19.1	0	20.7	19.8	19.7	19.7	19.9	19.9	0.8	20.7
		1	49	19.2	19.1	19.2	19.1	19.2	0	20.7	19.7	19.7	19.8	19.8	20.0	0.8	20.7
		25	0	19.1	19.1	19.1	19.1	19.1	0	20.7	20.2	20.2	20.2	20.3	20.3	0.8	20.7
		25	12	19.1	19.0	19.1	19.1	19.1	0	20.7	20.2	20.1	20.2	20.3	20.3	0.8	20.7
		25	25	19.1	19.0	19.1	19.1	19.1	0	20.7	20.2	20.1	20.2	20.2	20.3	0.8	20.7
		50	0	19.1	19.1	19.2	19.2	19.1	0	20.7	20.2	20.1	20.3	20.3	20.3	0.8	20.7

BW (MHz)	Mode	RB Allocation	RB offset	Mode A Power (dBm)							Mode B Power (dBm)						
				39750	40185	40620	41055	41490	MPR	Tune-up Limit	39750	40185	40620	41055	41490	MPR	Tune-up Limit
				2506 MHz	2549.5 MHz	2593 MHz	2636.5 MHz	2680 MHz			2506 MHz	2549.5 MHz	2593 MHz	2636.5 MHz	2680 MHz		
5	QPSK	1	0	19.1	19.1	19.1	19.2	19.2	0	20.7	20.4	20.5	20.6	20.6	20.7	0	21.5
		1	12	19.0	19.0	19.2	19.2	19.1	0	20.7	20.3	20.4	20.5	20.6	20.6	0	21.5
		1	24	19.0	19.0	19.2	19.1	19.2	0	20.7	20.4	20.4	20.6	20.5	20.6	0	21.5
		12	0	19.0	18.9	19.1	19.2	19.1	0	20.7	20.4	20.4	20.5	20.6	20.6	0	21.5
		12	7	19.0	18.9	19.1	19.2	19.1	0	20.7	20.4	20.4	20.5	20.6	20.6	0	21.5
		12	13	19.0	18.9	19.1	19.2	19.1	0	20.7	20.4	20.4	20.5	20.6	20.6	0	21.5
		25	0	19.0	19.0	19.1	19.2	19.1	0	20.7	20.4	20.4	20.5	20.6	20.6	0	21.5
	16QAM	1	0	19.1	19.1	19.3	19.2	19.2	0	20.7	20.5	20.8	20.7	20.7	20.9	0	21.5
		1	12	19.0	19.0	19.3	19.2	19.2	0	20.7	20.5	20.6	20.6	20.8	20.9	0	21.5
		1	24	19.0	19.0	19.3	19.2	19.2	0	20.7	20.5	20.6	20.7	20.6	21.0	0	21.5
		12	0	19.0	18.9	19.1	19.1	19.1	0	20.7	20.3	20.4	20.5	20.5	20.6	0	21.5
		12	7	19.0	18.9	19.1	19.1	19.1	0	20.7	20.4	20.4	20.5	20.5	20.5	0	21.5
		12	13	19.0	19.0	19.1	19.1	19.1	0	20.7	20.4	20.4	20.5	20.5	20.6	0	21.5
		25	0	19.0	19.0	19.1	19.1	19.1	0	20.7	20.4	20.4	20.5	20.5	20.5	0	21.5
	64QAM	1	0	19.1	19.1	19.3	19.3	19.3	0	20.7	20.6	20.5	20.6	20.7	20.7	0	21.5
		1	12	19.1	19.1	19.3	19.3	19.3	0	20.7	20.6	20.5	20.7	20.7	20.7	0	21.5
		1	24	19.1	19.0	19.3	19.2	19.3	0	20.7	20.6	20.4	20.6	20.6	20.8	0	21.5
		12	0	19.0	18.9	19.1	19.2	19.1	0	20.7	20.4	20.3	20.5	20.5	20.5	0	21.5
		12	7	19.0	18.9	19.1	19.2	19.1	0	20.7	20.4	20.4	20.5	20.5	20.5	0	21.5
		12	13	19.0	18.9	19.1	19.1	19.1	0	20.7	20.4	20.3	20.5	20.5	20.6	0	21.5
		25	0	19.0	18.9	19.1	19.2	19.1	0	20.7	20.4	20.4	20.5	20.5	20.6	0	21.5
	256QAM	1	0	19.1	19.1	19.2	19.2	19.3	0	20.7	19.7	19.7	19.8	19.8	19.9	0.8	20.7
		1	12	19.1	19.0	19.1	19.2	19.3	0	20.7	19.7	19.7	19.8	19.7	19.9	0.8	20.7
		1	24	19.1	19.0	19.2	19.2	19.2	0	20.7	19.7	19.6	19.8	19.7	19.9	0.8	20.7
		12	0	19.0	18.9	19.1	19.1	19.1	0	20.7	20.1	20.1	20.2	20.2	20.3	0.8	20.7
		12	7	19.0	18.9	19.1	19.2	19.1	0	20.7	20.1	20.1	20.2	20.2	20.3	0.8	20.7
		12	13	19.0	18.9	19.1	19.1	19.1	0	20.7	20.1	20.0	20.1	20.2	20.3	0.8	20.7
		25	0	19.0	18.9	19.1	19.1	19.1	0	20.7	20.2	20.0	20.2	20.2	20.3	0.8	20.7

This report shall not be reproduced without the written approval of UL Verification Services Inc.

LTE Band 41 Power Class 2 Measured Results (ANT1)

BW (MHz)	Mode	RB Allocation	RB Offset	Mode A Power (dBm)					MPR	Tune-up Limit
				39750	40185	40620	41055	41490		
				2506 MHz	2549.5 MHz	2593 MHz	2636.5 MHz	2680 MHz		
20	QPSK	1	0	27.2	27.1	27.2	27.1	27.3	0	28.7
		1	49	27.4	27.3	27.4	27.4	27.5	0	28.7
		1	99	27.2	27.1	27.2	27.3	27.3	0	28.7
		50	0	27.0	27.2	27.3	27.3	27.2	1	27.7
		50	24	27.0	27.2	27.3	27.3	27.2	1	27.7
		50	50	27.1	27.3	27.3	27.4	27.2	1	27.7
		100	0	27.1	27.3	27.4	27.4	27.2	1	27.7
	16QAM	1	0	26.2	26.4	26.3	26.2	26.2	1	27.7
		1	49	26.2	26.3	26.4	26.3	26.2	1	27.7
		1	99	26.4	26.3	26.3	26.4	26.4	1	27.7
		50	0	25.3	25.2	25.3	25.3	25.3	2	26.7
		50	24	25.4	25.3	25.3	25.4	25.4	2	26.7
		50	50	25.4	25.3	25.3	25.2	25.4	2	26.7
		100	0	25.3	25.3	25.3	25.3	25.3	2	26.7
	64QAM	1	0	25.2	25.2	25.4	25.3	25.2	2	26.7
		1	49	25.3	25.4	25.2	25.3	25.3	2	26.7
		1	99	25.2	25.3	25.4	25.4	25.2	2	26.7
		50	0	24.4	24.2	24.2	24.4	24.4	3	25.7
		50	24	24.4	24.3	24.3	24.3	24.4	3	25.7
		50	50	24.2	24.3	24.3	24.3	24.2	3	25.7
		100	0	24.3	24.4	24.2	24.2	24.3	3	25.7
	256QAM	1	0	22.4	22.3	22.4	22.2	22.4	5	23.7
		1	49	22.3	22.3	22.3	22.3	22.3	5	23.7
		1	99	22.3	22.3	22.2	22.4	22.3	5	23.7
		50	0	22.4	22.2	22.4	22.3	22.4	5	23.7
		50	24	22.4	22.4	22.4	22.3	22.4	5	23.7
		50	50	22.2	22.2	22.3	22.2	22.2	5	23.7
		100	0	22.3	22.3	22.3	22.4	22.3	5	23.7

BW (MHz)	Mode	RB Allocation	RB offset	Mode A Power (dBm)					MPR	Tune-up Limit
				39750	40185	40620	41055	41490		
				2506 MHz	2549.5 MHz	2593 MHz	2636.5 MHz	2680 MHz		
15	QPSK	1	0	27.2	27.3	27.3	27.3	27.3	0	28.7
		1	37	27.4	27.3	27.2	27.2	27.2	0	28.7
		1	74	27.2	27.3	27.2	27.4	27.2	0	28.7
		36	0	26.3	26.3	26.4	26.4	26.4	1	27.7
		36	20	26.3	26.4	26.3	26.3	26.3	1	27.7
		36	39	26.2	26.3	26.4	26.2	26.4	1	27.7
		75	0	26.3	26.2	26.4	26.3	26.4	1	27.7
	16QAM	1	0	26.3	26.3	26.3	26.4	26.3	1	27.7
		1	37	26.4	26.2	26.3	26.3	26.3	1	27.7
		1	74	26.3	26.2	26.3	26.3	26.3	1	27.7
		36	0	25.2	25.3	25.3	25.3	25.3	2	26.7
		36	20	25.2	25.2	25.3	25.3	25.3	2	26.7
		36	39	25.3	25.3	25.3	25.4	25.3	2	26.7
		75	0	25.4	25.2	25.4	25.3	25.4	2	26.7
	64QAM	1	0	25.4	25.4	25.3	25.3	25.3	2	26.7
		1	37	25.4	25.3	25.3	25.3	25.3	2	26.7
		1	74	25.3	25.3	25.4	25.3	25.4	2	26.7
		36	0	24.3	24.3	24.3	24.4	24.3	3	25.7
		36	20	24.4	24.3	24.4	24.2	24.4	3	25.7
		36	39	24.2	24.4	24.3	24.2	24.3	3	25.7
		75	0	24.3	24.4	24.2	24.3	24.2	3	25.7
	256QAM	1	0	22.2	22.3	22.4	22.3	22.4	5	23.7
		1	37	22.3	22.4	22.2	22.2	22.2	5	23.7
		1	74	22.4	22.3	22.3	22.2	22.3	5	23.7
		36	0	22.4	22.3	22.3	22.3	22.3	5	23.7
		36	20	22.4	22.3	22.2	22.2	22.2	5	23.7
		36	39	22.4	22.2	22.2	22.3	22.2	5	23.7
		75	0	22.3	22.3	22.3	22.2	22.3	5	23.7

This report shall not be reproduced without the written approval of UL Verification Services Inc.

LTE Band 41 Power Class 2 Measured Results (ANT1) (continued)

BW (MHz)	Mode	RB Allocation	RB offset	Mode A Power (dBm)					MPR	Tune-up Limit
				39750	40185	40620	41055	41490		
				2506 MHz	2549.5 MHz	2593 MHz	2636.5 MHz	2680 MHz		
10	QPSK	1	0	27.2	27.3	27.3	27.2	27.3	0	28.7
		1	25	27.3	27.4	27.4	27.4	27.4	0	28.7
		1	49	27.3	27.4	27.3	27.3	27.4	0	28.7
		25	0	26.2	26.3	26.4	26.4	26.3	1	27.7
		25	12	26.3	26.3	26.2	26.4	26.3	1	27.7
		25	25	26.4	26.4	26.2	26.4	26.4	1	27.7
		50	0	26.3	26.3	26.3	26.4	26.3	1	27.7
	16QAM	1	0	26.3	26.2	26.4	26.3	26.2	1	27.7
		1	25	26.3	26.4	26.4	26.4	26.4	1	27.7
		1	49	26.3	26.3	26.3	26.4	26.3	1	27.7
		25	0	25.4	25.2	25.3	25.4	25.2	2	26.7
		25	12	25.3	25.4	25.4	25.2	25.4	2	26.7
		25	25	25.3	25.3	25.3	25.4	25.3	2	26.7
		50	0	25.3	25.2	25.3	25.4	25.2	2	26.7
	64QAM	1	0	25.2	25.3	25.2	25.3	25.3	2	26.7
		1	25	25.3	25.2	25.2	25.4	25.2	2	26.7
		1	49	25.2	25.3	25.3	25.4	25.3	2	26.7
		25	0	24.2	24.3	24.3	24.3	24.3	3	25.7
		25	12	24.3	24.3	24.3	24.3	24.3	3	25.7
		25	25	24.4	24.2	24.4	24.3	24.2	3	25.7
		50	0	24.2	24.3	24.3	24.3	24.3	3	25.7
	256QAM	1	0	22.4	22.3	22.3	22.2	22.3	5	23.7
		1	25	22.3	22.3	22.3	22.2	22.3	5	23.7
		1	49	22.4	22.3	22.4	22.3	22.3	5	23.7
		25	0	22.3	22.4	22.2	22.3	22.4	5	23.7
		25	12	22.3	22.3	22.3	22.2	22.3	5	23.7
		25	25	22.4	22.4	22.2	22.2	22.4	5	23.7
		50	0	22.3	22.4	22.3	22.3	22.4	5	23.7

BW (MHz)	Mode	RB Allocation	RB offset	Mode A Power (dBm)					MPR	Tune-up Limit
				39750	40185	40620	41055	41490		
				2506 MHz	2549.5 MHz	2593 MHz	2636.5 MHz	2680 MHz		
5	QPSK	1	0	27.4	27.2	27.2	27.3	27.4	0	28.7
		1	12	27.2	27.3	27.3	27.2	27.2	0	28.7
		1	24	27.2	27.4	27.4	27.2	27.2	0	28.7
		12	0	26.3	26.4	26.3	26.4	26.3	1	27.7
		12	7	26.4	26.3	26.3	26.3	26.4	1	27.7
		12	13	26.3	26.2	26.3	26.2	26.3	1	27.7
		25	0	26.2	26.3	26.3	26.4	26.2	1	27.7
	16QAM	1	0	26.3	26.3	26.3	26.4	26.3	1	27.7
		1	12	26.2	26.2	26.4	26.4	26.2	1	27.7
		1	24	26.3	26.3	26.4	26.4	26.3	1	27.7
		12	0	25.4	25.2	25.4	25.4	25.4	2	26.7
		12	7	25.4	25.4	25.2	25.3	25.4	2	26.7
		12	13	25.3	25.3	25.3	25.4	25.3	2	26.7
		25	0	25.2	25.3	25.3	25.4	25.2	2	26.7
	64QAM	1	0	25.4	25.3	25.3	25.3	25.4	2	26.7
		1	12	25.4	25.4	25.4	25.3	25.4	2	26.7
		1	24	25.2	25.3	25.3	25.4	25.2	2	26.7
		12	0	24.3	24.3	24.3	24.3	24.3	3	25.7
		12	7	24.2	24.3	24.4	24.3	24.2	3	25.7
		12	13	24.2	24.4	24.3	24.2	24.2	3	25.7
		25	0	24.3	24.4	24.3	24.4	24.3	3	25.7
	256QAM	1	0	22.3	22.2	22.3	22.2	22.3	5	23.7
		1	12	22.2	22.4	22.3	22.4	22.2	5	23.7
		1	24	22.3	22.3	22.3	22.3	22.3	5	23.7
		12	0	22.4	22.3	22.4	22.3	22.4	5	23.7
		12	7	22.3	22.2	22.4	22.3	22.3	5	23.7
		12	13	22.2	22.3	22.4	22.4	22.2	5	23.7
		25	0	22.3	22.3	22.4	22.3	22.3	5	23.7

This report shall not be reproduced without the written approval of UL Verification Services Inc.

LTE Band 41 Power Class 2 Measured Results (ANT3)

BW (MHz)	Mode	RB Allocation	RB Offset	Mode A Power (dBm)					MPR	Tune-up Limit
				39750	40185	40620	41055	41490		
				2506 MHz	2549.5 MHz	2593 MHz	2636.5 MHz	2680 MHz		
20	QPSK	1	0	27.2	27.0	27.1	26.9	27.0	0	28.7
		1	49	27.0	27.2	27.3	27.2	27.3	0	28.7
		1	99	27.0	27.0	27.2	27.1	27.1	0	28.7
		50	0	27.2	27.2	27.2	27.1	27.2	1	27.7
		50	24	27.0	27.2	27.2	27.1	27.2	1	27.7
		50	50	27.0	27.2	27.3	27.2	27.2	1	27.7
		100	0	27.1	27.2	27.3	27.2	27.3	1	27.7
	16QAM	1	0	26.3	26.2	26.4	26.3	26.3	1	27.7
		1	49	26.3	26.4	26.2	26.4	26.4	1	27.7
		1	99	26.3	26.3	26.4	26.3	26.3	1	27.7
		50	0	25.2	25.3	25.3	25.3	25.3	2	26.7
		50	24	25.3	25.4	25.2	25.4	25.4	2	26.7
		50	50	25.4	25.3	25.3	25.3	25.3	2	26.7
		100	0	25.2	25.3	25.4	25.4	25.4	2	26.7
	64QAM	1	0	25.2	25.2	25.3	25.3	25.3	2	26.7
		1	49	25.2	25.3	25.3	25.4	25.4	2	26.7
		1	99	25.4	25.3	25.3	25.2	25.2	2	26.7
		50	0	24.4	24.4	24.4	24.4	24.4	3	25.7
		50	24	24.2	24.2	24.3	24.3	24.3	3	25.7
		50	50	24.3	24.3	24.3	24.3	24.3	3	25.7
		100	0	24.3	24.3	24.4	24.2	24.2	3	25.7
	256QAM	1	0	22.4	22.4	22.3	22.3	22.3	5	23.7
		1	49	22.2	22.3	22.3	22.2	22.2	5	23.7
		1	99	22.2	22.4	22.3	22.3	22.3	5	23.7
		50	0	22.3	22.4	22.4	22.3	22.3	5	23.7
		50	24	22.3	22.4	22.3	22.4	22.4	5	23.7
		50	50	22.2	22.4	22.2	22.2	22.2	5	23.7
		100	0	22.4	22.3	22.4	22.2	22.2	5	23.7

BW (MHz)	Mode	RB Allocation	RB offset	Mode A Power (dBm)					MPR	Tune-up Limit
				39750	40185	40620	41055	41490		
				2506 MHz	2549.5 MHz	2593 MHz	2636.5 MHz	2680 MHz		
15	QPSK	1	0	27.3	27.4	27.3	27.4	27.3	0	28.7
		1	37	27.3	27.2	27.3	27.4	27.3	0	28.7
		1	74	27.3	27.3	27.4	27.2	27.4	0	28.7
		36	0	26.2	26.4	26.2	26.3	26.2	1	27.7
		36	20	26.3	26.3	26.3	26.2	26.3	1	27.7
		36	39	26.2	26.2	26.4	26.2	26.4	1	27.7
		75	0	26.4	26.3	26.4	26.2	26.4	1	27.7
	16QAM	1	0	26.3	26.2	26.4	26.3	26.4	1	27.7
		1	37	26.3	26.4	26.2	26.4	26.2	1	27.7
		1	74	26.3	26.3	26.4	26.3	26.4	1	27.7
		36	0	25.2	25.3	25.3	25.3	25.3	2	26.7
		36	20	25.3	25.4	25.2	25.4	25.2	2	26.7
		36	39	25.4	25.3	25.3	25.3	25.3	2	26.7
		75	0	25.2	25.3	25.4	25.4	25.4	2	26.7
	64QAM	1	0	25.2	25.2	25.3	25.3	25.3	2	26.7
		1	37	25.2	25.3	25.3	25.4	25.3	2	26.7
		1	74	25.4	25.3	25.3	25.2	25.3	2	26.7
		36	0	24.4	24.4	24.4	24.4	24.4	3	25.7
		36	20	24.2	24.2	24.3	24.3	24.3	3	25.7
		36	39	24.3	24.3	24.3	24.3	24.3	3	25.7
		75	0	24.3	24.3	24.4	24.2	24.4	3	25.7
	256QAM	1	0	22.4	22.4	22.3	22.3	22.3	5	23.7
		1	37	22.2	22.3	22.3	22.2	22.3	5	23.7
		1	74	22.2	22.4	22.3	22.3	22.3	5	23.7
		36	0	22.3	22.4	22.4	22.3	22.4	5	23.7
		36	20	22.3	22.4	22.3	22.4	22.3	5	23.7
		36	39	22.2	22.4	22.2	22.2	22.2	5	23.7
		75	0	22.4	22.3	22.4	22.2	22.4	5	23.7

This report shall not be reproduced without the written approval of UL Verification Services Inc.

LTE Band 41 Power Class 2 Measured Results (ANT3) (continued)

BW (MHz)	Mode	RB Allocation	RB offset	Mode A Power (dBm)					MPR	Tune-up Limit
				39750	40185	40620	41055	41490		
				2506 MHz	2549.5 MHz	2593 MHz	2636.5 MHz	2680 MHz		
10	QPSK	1	0	27.4	27.2	27.4	27.3	27.2	0	28.7
		1	25	27.2	27.3	27.4	27.4	27.3	0	28.7
		1	49	27.2	27.3	27.3	27.3	27.3	0	28.7
		25	0	26.4	26.4	26.2	26.4	26.4	1	27.7
		25	12	26.4	26.3	26.2	26.3	26.3	1	27.7
		25	25	26.3	26.2	26.4	26.4	26.2	1	27.7
		50	0	26.3	26.3	26.4	26.3	26.3	1	27.7
	16QAM	1	0	26.4	26.3	26.3	26.3	26.3	1	27.7
		1	25	26.3	26.3	26.2	26.3	26.3	1	27.7
		1	49	26.4	26.3	26.4	26.3	26.3	1	27.7
		25	0	25.2	25.2	25.3	25.2	25.2	2	26.7
		25	12	25.2	25.3	25.4	25.3	25.3	2	26.7
		25	25	25.2	25.3	25.3	25.3	25.3	2	26.7
		50	0	25.3	25.4	25.4	25.3	25.4	2	26.7
	64QAM	1	0	25.2	25.2	25.3	25.3	25.2	2	26.7
		1	25	25.3	25.2	25.3	25.2	25.2	2	26.7
		1	49	25.2	25.3	25.4	25.3	25.3	2	26.7
		25	0	24.4	24.2	24.3	24.2	24.2	3	25.7
		25	12	24.3	24.4	24.4	24.4	24.4	3	25.7
		25	25	24.4	24.3	24.3	24.4	24.3	3	25.7
		50	0	24.3	24.3	24.3	24.3	24.3	3	25.7
	256QAM	1	0	22.3	22.3	22.2	22.3	22.3	5	23.7
		1	25	22.3	22.4	22.3	22.3	22.4	5	23.7
		1	49	22.3	22.3	22.4	22.4	22.3	5	23.7
		25	0	22.4	22.3	22.4	22.3	22.3	5	23.7
		25	12	22.3	22.2	22.3	22.2	22.2	5	23.7
		25	25	22.2	22.2	22.3	22.3	22.2	5	23.7
		50	0	22.2	22.4	22.2	22.3	22.4	5	23.7

BW (MHz)	Mode	RB Allocation	RB offset	Mode A Power (dBm)					MPR	Tune-up Limit
				39750	40185	40620	41055	41490		
				2506 MHz	2549.5 MHz	2593 MHz	2636.5 MHz	2680 MHz		
5	QPSK	1	0	27.2	27.3	27.2	27.2	27.2	0	28.7
		1	12	27.3	27.3	27.3	27.3	27.3	0	28.7
		1	24	27.4	27.2	27.3	27.3	27.4	0	28.7
		12	0	26.3	26.2	26.4	26.4	26.3	1	27.7
		12	7	26.3	26.3	26.3	26.4	26.3	1	27.7
		12	13	26.2	26.3	26.3	26.4	26.2	1	27.7
		25	0	26.3	26.3	26.4	26.3	26.3	1	27.7
	16QAM	1	0	26.3	26.4	26.3	26.4	26.3	1	27.7
		1	12	26.2	26.4	26.4	26.4	26.2	1	27.7
		1	24	26.2	26.4	26.3	26.3	26.2	1	27.7
		12	0	25.4	25.3	25.3	25.3	25.4	2	26.7
		12	7	25.2	25.2	25.3	25.2	25.2	2	26.7
		12	13	25.3	25.2	25.4	25.3	25.3	2	26.7
		25	0	25.3	25.2	25.4	25.4	25.3	2	26.7
	64QAM	1	0	25.4	25.2	25.2	25.3	25.4	2	26.7
		1	12	25.4	25.3	25.2	25.4	25.4	2	26.7
		1	24	25.4	25.3	25.2	25.2	25.4	2	26.7
		12	0	24.4	24.3	24.4	24.3	24.4	3	25.7
		12	7	24.3	24.2	24.3	24.4	24.3	3	25.7
		12	13	24.3	24.4	24.3	24.2	24.3	3	25.7
		25	0	24.2	24.3	24.2	24.4	24.2	3	25.7
	256QAM	1	0	22.3	22.3	22.3	22.3	22.3	5	23.7
		1	12	22.4	22.3	22.3	22.4	22.4	5	23.7
		1	24	22.4	22.2	22.4	22.2	22.4	5	23.7
		12	0	22.3	22.3	22.2	22.3	22.3	5	23.7
		12	7	22.2	22.2	22.3	22.3	22.2	5	23.7
		12	13	22.3	22.3	22.3	22.3	22.3	5	23.7
		25	0	22.3	22.3	22.2	22.3	22.3	5	23.7

This report shall not be reproduced without the written approval of UL Verification Services Inc.

LTE Band 48 Measured Results (ANT7)

BW (MHz)	Mode	RB Allocation	RB Offset	Mode A Power (dBm)						Mode B Power (dBm)					
				55340	55773	56207	56640	MPR	Tune-up Limit	55340	55773	56207	56640	MPR	Tune-up Limit
				3560 MHz	3603.3 MHz	3646.7 MHz	3690 MHz			3560 MHz	3603.3 MHz	3646.7 MHz	3690 MHz		
20	QPSK	1	0	24.0	24.0	24.0	24.0	0	26.0	21.2	21.2	21.2	21.4	0	23.2
		1	49	24.2	24.1	24.0	24.1	0	26.0	21.4	21.4	21.4	21.6	0	23.2
		1	99	24.0	24.0	24.0	24.0	0	26.0	21.2	21.2	21.3	21.4	0	23.2
		50	0	23.8	23.8	23.7	23.9	1	25.0	21.3	21.3	21.3	21.6	0	23.2
		50	24	23.8	23.9	23.7	23.9	1	25.0	21.4	21.4	21.4	21.5	0	23.2
		50	50	23.8	23.8	23.8	23.9	1	25.0	21.3	21.4	21.5	21.6	0	23.2
		100	0	24.0	23.9	23.7	24.0	1	25.0	21.4	21.4	21.5	21.6	0	23.2
	16QAM	1	0	23.6	23.6	23.0	23.5	1	25.0	21.2	21.4	21.3	21.4	0	23.2
		1	49	23.7	23.7	23.2	23.8	1	25.0	21.4	21.6	21.4	21.5	0	23.2
		1	99	23.5	23.7	23.0	23.6	1	25.0	21.3	21.4	21.3	21.4	0	23.2
		50	0	23.1	23.0	22.3	23.2	2	24.0	21.3	21.3	21.2	21.4	0	23.2
		50	24	23.1	23.0	22.3	23.2	2	24.0	21.2	21.3	21.3	21.4	0	23.2
		50	50	23.1	23.1	22.4	23.2	2	24.0	21.3	21.4	21.3	21.4	0	23.2
		100	0	23.1	23.1	22.4	23.3	2	24.0	21.3	21.4	21.4	21.5	0	23.2
	64QAM	1	0	22.5	22.4	22.2	22.4	2	24.0	21.2	21.3	21.2	21.3	0	23.2
		1	49	22.6	22.5	22.5	22.5	2	24.0	21.2	21.4	21.2	21.4	0	23.2
		1	99	22.4	22.4	22.3	22.4	2	24.0	21.2	21.3	21.2	21.3	0	23.2
		50	0	22.1	21.8	21.9	22.0	3	23.0	21.3	21.3	21.3	21.4	0.2	23.0
		50	24	22.0	21.9	21.9	22.1	3	23.0	21.4	21.3	21.3	21.4	0.2	23.0
		50	50	22.0	21.9	21.9	22.1	3	23.0	21.4	21.3	21.3	21.4	0.2	23.0
		100	0	22.0	22.0	22.0	22.2	3	23.0	21.4	21.3	21.4	21.5	0.2	23.0
	256QAM	1	0	19.4	19.2	19.3	19.3	5	21.0	19.5	19.3	19.4	19.7	2.2	21.0
		1	49	19.7	19.4	19.6	19.5	5	21.0	19.6	19.5	19.6	19.6	2.2	21.0
		1	99	19.6	19.4	19.6	19.5	5	21.0	19.6	19.5	19.5	19.8	2.2	21.0
		50	0	20.1	19.9	20.0	20.1	5	21.0	20.1	19.8	20.0	20.1	2.2	21.0
		50	24	20.1	20.0	20.0	20.1	5	21.0	20.1	19.9	20.0	20.1	2.2	21.0
		50	50	20.1	20.0	19.4	20.1	5	21.0	20.1	19.9	20.0	20.1	2.2	21.0
		100	0	20.1	20.1	19.4	20.1	5	21.0	20.1	19.9	20.1	20.2	2.2	21.0

BW (MHz)	Mode	RB Allocation	RB Offset	Mode A Power (dBm)						Mode B Power (dBm)					
				55315	55765	56215	56665	MPR	Tune-up Limit	55315	55765	56215	56665	MPR	Tune-up Limit
				3557.5 MHz	3602.5 MHz	3647.5 MHz	3692.5 MHz			3557.5 MHz	3602.5 MHz	3647.5 MHz	3692.5 MHz		
15	QPSK	1	0	24.4	24.2	24.1	24.5	0	26.0	21.3	21.2	21.2	21.5	0	23.2
		1	37	24.4	24.3	24.2	24.6	0	26.0	21.3	21.3	21.4	21.5	0	23.2
		1	74	24.3	24.3	24.2	24.6	0	26.0	21.3	21.3	21.4	21.5	0	23.2
		36	0	24.1	24.0	23.9	24.3	1	25.0	21.3	21.2	21.3	21.5	0	23.2
		36	20	24.1	24.1	23.9	24.3	1	25.0	21.3	21.3	21.3	21.5	0	23.2
		36	39	24.1	24.1	23.9	24.3	1	25.0	21.3	21.3	21.4	21.5	0	23.2
		75	0	24.1	24.1	23.9	24.3	1	25.0	21.3	21.3	21.3	21.5	0	23.2
	16QAM	1	0	23.7	23.7	23.3	23.8	1	25.0	21.3	21.2	21.3	21.5	0	23.2
		1	37	23.6	23.7	23.5	23.8	1	25.0	21.3	21.2	21.3	21.6	0	23.2
		1	74	23.6	23.6	23.4	23.8	1	25.0	21.3	21.2	21.3	21.5	0	23.2
		36	0	23.1	23.0	22.9	23.2	2	24.0	21.2	21.2	21.2	21.4	0	23.2
		36	20	23.1	23.0	22.8	23.2	2	24.0	21.2	21.2	21.3	21.5	0	23.2
		36	39	23.1	23.1	22.9	23.2	2	24.0	21.2	21.2	21.3	21.5	0	23.2
		75	0	23.1	23.0	22.5	23.3	2	24.0	21.2	21.2	21.3	21.5	0	23.2
	64QAM	1	0	22.6	22.4	22.5	22.6	2	24.0	21.2	21.2	21.2	21.2	0	23.2
		1	37	22.6	22.2	22.5	22.6	2	24.0	21.2	21.2	21.2	21.2	0	23.2
		1	74	22.6	22.1	22.5	22.7	2	24.0	21.2	21.2	21.2	21.2	0	23.2
		36	0	22.0	21.8	21.9	22.0	3	23.0	21.2	21.2	21.2	21.2	0.2	23.0
		36	20	22.0	21.8	21.9	22.1	3	23.0	21.2	21.2	21.1	21.2	0.2	23.0
		36	39	22.0	21.9	21.9	22.1	3	23.0	21.2	21.2	21.2	21.2	0.2	23.0
		75	0	22.0	21.9	21.9	22.1	3	23.0	21.2	21.2	21.2	21.2	0.2	23.0
	256QAM	1	0	19.7	19.4	19.6	19.5	5	21.0	19.6	19.4	19.5	19.4	2.2	21.0
		1	37	19.5	19.4	19.5	19.6	5	21.0	19.4	19.5	19.5	19.5	2.2	21.0
		1	74	19.5	19.4	19.6	19.6	5	21.0	19.4	19.5	19.6	19.6	2.2	21.0
		36	0	20.1	19.9	20.0	20.1	5	21.0	20.0	19.8	19.9	19.9	2.2	21.0
		36	20	20.0	19.9	20.0	20.1	5	21.0	19.9	19.9	20.0	20.0	2.2	21.0
		36	39	20.0	20.0	20.0	20.1	5	21.0	19.9	19.9	20.0	20.0	2.2	21.0
		75	0	20.1	20.0	20.0	20.2	5	21.0	20.0	19.9	20.0	20.0	2.2	21.0

This report shall not be reproduced without the written approval of UL Verification Services Inc.

LTE Band 48 Measured Results (ANT7) (continued)

BW (MHz)	Mode	RB Allocation	RB Offset	Mode A Power (dBm)						Mode B Power (dBm)					
				55290	55757	56223	56690	MPR	Tune-up Limit	55290	55757	56223	56690	MPR	Tune-up Limit
				3555 MHz	3601.7 MHz	3648.3 MHz	3695 MHz			3555 MHz	3601.7 MHz	3648.3 MHz	3695 MHz		
10	QPSK	1	0	24.5	24.3	24.2	24.7	0	26.0	21.4	21.4	21.5	21.6	0	23.2
		1	25	24.5	24.4	24.2	24.7	0	26.0	21.4	21.4	21.5	21.6	0	23.2
		1	49	24.4	24.4	24.2	24.6	0	26.0	21.4	21.4	21.5	21.6	0	23.2
		25	0	24.2	24.1	23.9	24.4	1	25.0	21.4	21.3	21.5	21.6	0	23.2
		25	12	24.2	24.2	23.9	24.3	1	25.0	21.4	21.4	21.5	21.6	0	23.2
		25	25	24.2	24.2	24.0	24.3	1	25.0	21.4	21.4	21.6	21.6	0	23.2
		50	0	24.3	24.2	24.0	24.4	1	25.0	21.5	21.4	21.6	21.7	0	23.2
	16QAM	1	0	23.7	23.6	23.6	23.8	1	25.0	21.2	21.2	21.2	21.2	0	23.2
		1	25	23.8	23.8	23.5	23.9	1	25.0	21.3	21.2	21.3	21.2	0	23.2
		1	49	23.7	23.7	23.6	23.8	1	25.0	21.2	21.2	21.2	21.2	0	23.2
		25	0	23.2	23.0	22.9	23.3	2	24.0	21.3	21.3	21.3	21.3	0	23.2
		25	12	23.2	23.1	22.9	23.3	2	24.0	21.3	21.3	21.4	21.3	0	23.2
		25	25	23.2	23.1	23.0	23.3	2	24.0	21.3	21.3	21.3	21.4	0	23.2
		50	0	23.2	23.2	23.0	23.4	2	24.0	21.4	21.3	21.3	21.3	0	23.2
	64QAM	1	0	22.9	22.4	22.6	22.7	2	24.0	21.2	21.2	21.2	21.2	0	23.2
		1	25	22.8	22.4	22.6	22.7	2	24.0	21.2	21.2	21.3	21.2	0	23.2
		1	49	22.8	22.5	22.7	22.7	2	24.0	21.3	21.3	21.3	21.3	0	23.2
		25	0	22.1	21.9	22.0	22.2	3	23.0	21.2	21.2	21.2	21.2	0.2	23.0
		25	12	22.1	22.0	22.0	22.2	3	23.0	21.3	21.3	21.3	21.3	0.2	23.0
		25	25	22.1	22.0	22.1	22.2	3	23.0	21.3	21.3	21.3	21.4	0.2	23.0
		50	0	22.2	22.0	22.1	22.2	3	23.0	21.4	21.4	21.3	21.4	0.2	23.0
	256QAM	1	0	19.6	19.5	19.6	19.7	5	21.0	19.7	19.5	19.5	19.6	2.2	21.0
		1	25	19.7	19.5	19.5	19.7	5	21.0	19.7	19.5	19.6	19.5	2.2	21.0
		1	49	19.7	19.6	19.7	19.7	5	21.0	19.6	19.6	19.7	19.7	2.2	21.0
		25	0	20.2	19.9	20.1	20.2	5	21.0	20.1	20.0	20.0	20.1	2.2	21.0
		25	12	20.1	20.0	20.1	20.2	5	21.0	20.1	20.0	20.0	20.1	2.2	21.0
		25	25	20.1	20.0	20.1	20.2	5	21.0	20.1	20.0	20.1	20.1	2.2	21.0
		50	0	20.2	20.1	20.1	20.2	5	21.0	20.1	20.1	20.1	20.2	2.2	21.0

BW (MHz)	Mode	RB Allocation	RB Offset	Mode A Power (dBm)						Mode B Power (dBm)					
				55265	55748	56232	56715	MPR	Tune-up Limit	55265	55748	56232	56715	MPR	Tune-up Limit
				3552.5 MHz	3600.8 MHz	3649.2 MHz	3697.5 MHz			3552.5 MHz	3600.8 MHz	3649.2 MHz	3697.5 MHz		
5	QPSK	1	0	24.5	24.3	24.3	24.7	0	26.0	21.5	21.4	21.5	21.7	0	23.2
		1	12	24.4	24.3	24.3	24.6	0	26.0	21.4	21.4	21.5	21.7	0	23.2
		1	24	24.5	24.4	24.3	24.6	0	26.0	21.5	21.4	21.5	21.7	0	23.2
		12	0	24.2	24.0	24.0	24.4	1	25.0	21.4	21.3	21.4	21.6	0	23.2
		12	7	24.2	24.1	24.0	24.3	1	25.0	21.4	21.4	21.4	21.6	0	23.2
		12	13	24.2	24.1	24.0	24.3	1	25.0	21.4	21.4	21.4	21.6	0	23.2
		25	0	24.2	24.1	24.0	24.3	1	25.0	21.4	21.4	21.4	21.6	0	23.2
	16QAM	1	0	24.0	23.6	23.6	23.9	1	25.0	21.6	21.5	21.6	21.8	0	23.2
		1	12	24.0	23.7	23.6	23.8	1	25.0	21.6	21.5	21.5	21.8	0	23.2
		1	24	24.0	23.7	23.7	23.8	1	25.0	21.6	21.6	21.6	21.8	0	23.2
		12	0	23.2	23.0	22.9	23.3	2	24.0	21.4	21.3	21.4	21.6	0	23.2
		12	7	23.1	23.1	22.9	23.3	2	24.0	21.3	21.4	21.4	21.5	0	23.2
		12	13	23.1	23.0	23.0	23.3	2	24.0	21.3	21.3	21.4	21.6	0	23.2
		25	0	23.1	23.1	23.0	23.3	2	24.0	21.4	21.3	21.4	21.6	0	23.2
	64QAM	1	0	22.7	22.4	22.6	22.5	2	24.0	21.3	21.2	21.4	21.5	0	23.2
		1	12	22.7	22.4	22.6	22.5	2	24.0	21.3	21.2	21.3	21.5	0	23.2
		1	24	22.7	22.4	22.6	22.6	2	24.0	21.3	21.3	21.5	21.5	0	23.2
		12	0	22.1	21.8	22.0	22.0	3	23.0	21.3	21.3	21.3	21.6	0.2	23.0
		12	7	22.1	21.9	22.0	22.0	3	23.0	21.4	21.3	21.3	21.6	0.2	23.0
		12	13	22.0	21.9	22.1	22.0	3	23.0	21.4	21.3	21.4	21.6	0.2	23.0
		25	0	22.1	21.9	22.0	22.0	3	23.0	21.4	21.4	21.4	21.6	0.2	23.0
	256QAM	1	0	19.7	19.4	19.6	19.5	5	21.0	19.7	19.5	19.7	19.8	2.2	21.0
		1	12	19.7	19.4	19.6	19.5	5	21.0	19.7	19.5	19.6	19.8	2.2	21.0
		1	24	19.7	19.5	19.7	19.5	5	21.0	19.7	19.5	19.8	19.8	2.2	21.0
		12	0	20.1	19.8	20.0	20.1	5	21.0	20.1	19.9	20.1	20.3	2.2	21.0
		12	7	20.1	19.8	20.0	20.1	5	21.0	20.1	20.0	20.1	20.3	2.2	21.0
		12	13	20.1	19.8	20.1	20.1	5	21.0	20.1	20.0	20.1	20.3	2.2	21.0
		25	0	20.1	19.8	20.0	20.1	5	21.0	20.1	20.0	20.1	20.3	2.2	21.0

This report shall not be reproduced without the written approval of UL Verification Services Inc.

LTE Band 48 Measured Results (ANT8)

BW (MHz)	Mode	RB Allocation	RB Offset	Mode A Power (dBm)						Mode B Power (dBm)					
				55340	55773	56207	56640	MPR	Tune-up Limit	55340	55773	56207	56640	MPR	Tune-up Limit
				3560 MHz	3603.3 MHz	3646.7 MHz	3690 MHz			3560 MHz	3603.3 MHz	3646.7 MHz	3690 MHz		
20	QPSK	1	0	21.0	21.0	20.9	21.0	0	22.8	18.9	18.9	18.9	18.9	0	20.5
		1	49	21.2	21.3	21.3	21.2	0	22.8	19.0	19.1	19.2	19.0	0	20.5
		1	99	21.0	21.0	21.0	21.0	0	22.8	18.7	18.8	19.1	18.9	0	20.5
		50	0	21.2	21.2	21.1	21.2	0	22.8	19.1	19.0	19.2	19.1	0	20.5
		50	24	21.2	21.2	21.1	21.2	0	22.8	19.0	19.1	19.2	19.0	0	20.5
		50	50	21.2	21.2	21.3	21.2	0	22.8	19.0	19.1	19.3	19.1	0	20.5
		100	0	21.3	21.3	21.6	21.3	0	22.8	19.0	19.1	19.3	19.2	0	20.5
	16QAM	1	0	20.9	21.0	21.0	20.9	0	22.8	18.9	19.0	19.0	19.0	0	20.5
		1	49	21.1	21.2	21.2	21.2	0	22.8	19.1	19.3	19.4	19.2	0	20.5
		1	99	21.0	21.1	21.1	21.2	0	22.8	18.9	19.1	19.3	19.1	0	20.5
		50	0	21.0	20.9	21.1	21.1	0	22.8	19.1	19.0	19.2	19.1	0	20.5
		50	24	20.9	20.9	21.1	21.2	0	22.8	19.0	19.1	19.2	19.2	0	20.5
		50	50	21.0	20.9	21.2	21.2	0	22.8	19.0	19.1	19.3	19.2	0	20.5
		100	0	21.0	21.0	21.1	21.3	0	22.8	19.0	19.2	19.3	19.2	0	20.5
	64QAM	1	0	20.9	20.9	20.9	21.1	0	22.8	18.8	18.6	19.1	18.7	0	20.5
		1	49	21.1	21.1	21.2	21.3	0	22.8	18.8	18.8	19.3	18.8	0	20.5
		1	99	21.0	21.1	21.0	21.1	0	22.8	18.7	18.6	19.3	18.9	0	20.5
		50	0	21.1	21.0	21.1	21.2	0.1	22.7	18.8	18.7	19.2	18.8	0	20.5
		50	24	21.0	21.0	21.1	21.3	0.1	22.7	18.7	18.8	19.2	18.8	0	20.5
		50	50	21.0	21.0	21.2	21.3	0.1	22.7	18.7	18.8	19.3	18.8	0	20.5
		100	0	21.1	21.1	21.2	21.4	0.1	22.7	18.8	18.9	19.3	18.9	0	20.5
	256QAM	1	0	20.7	20.5	20.7	20.7	2.1	20.7	18.7	18.7	19.1	18.7	0	20.5
		1	49	20.7	20.7	20.7	20.7	2.1	20.7	18.7	18.9	19.4	18.8	0	20.5
		1	99	20.7	20.7	20.7	20.7	2.1	20.7	18.6	18.7	19.4	18.8	0	20.5
		50	0	20.7	20.7	20.7	20.7	2.1	20.7	18.8	18.8	19.2	18.8	0	20.5
		50	24	20.7	20.7	20.7	20.7	2.1	20.7	18.8	18.8	19.3	18.9	0	20.5
		50	50	20.7	20.7	20.7	20.7	2.1	20.7	18.8	18.8	19.3	18.9	0	20.5
		100	0	20.7	20.7	20.7	20.7	2.1	20.7	18.8	18.9	19.3	18.9	0	20.5

BW (MHz)	Mode	RB Allocation	RB Offset	Mode A Power (dBm)						Mode B Power (dBm)					
				55315	55765	56215	56665	MPR	Tune-up Limit	55315	55765	56215	56665	MPR	Tune-up Limit
				3557.5 MHz	3602.5 MHz	3647.5 MHz	3692.5 MHz			3557.5 MHz	3602.5 MHz	3647.5 MHz	3692.5 MHz		
15	QPSK	1	0	21.0	20.9	21.1	21.2	0	22.8	18.8	18.8	19.2	18.9	0	20.5
		1	37	21.0	21.0	21.2	21.3	0	22.8	18.8	18.9	19.3	18.9	0	20.5
		1	74	21.0	21.0	21.2	21.3	0	22.8	18.8	18.9	19.4	19.0	0	20.5
		36	0	21.0	20.9	21.2	21.2	0	22.8	18.9	18.8	19.2	18.9	0	20.5
		36	20	21.0	21.0	21.2	21.3	0	22.8	18.9	18.9	19.3	18.9	0	20.5
		36	39	21.0	21.0	21.2	21.3	0	22.8	18.8	18.9	19.4	18.9	0	20.5
		75	0	21.0	21.0	21.2	21.3	0	22.8	18.9	18.9	19.3	18.9	0	20.5
	16QAM	1	0	21.0	20.9	21.1	21.2	0	22.8	18.8	18.8	19.3	19.3	0	20.5
		1	37	21.1	21.1	21.2	21.4	0	22.8	18.9	18.9	19.3	19.3	0	20.5
		1	74	21.0	21.0	21.4	21.3	0	22.8	18.8	18.9	19.3	19.3	0	20.5
		36	0	21.0	20.9	21.1	21.2	0	22.8	18.8	18.8	19.2	19.1	0	20.5
		36	20	21.0	21.0	21.1	21.2	0	22.8	18.8	18.8	19.2	19.2	0	20.5
		36	39	21.0	21.0	21.2	21.2	0	22.8	18.8	18.8	19.3	19.1	0	20.5
		75	0	21.0	21.0	21.1	21.3	0	22.8	18.9	18.9	19.3	19.2	0	20.5
	64QAM	1	0	21.1	21.0	21.2	21.3	0	22.8	18.8	18.7	19.3	18.8	0	20.5
		1	37	21.0	21.1	21.1	21.3	0	22.8	18.7	18.9	19.3	18.9	0	20.5
		1	74	21.1	21.1	21.3	21.3	0	22.8	18.7	19.0	19.4	19.0	0	20.5
		36	0	21.0	21.0	21.1	21.3	0.1	22.7	18.8	18.8	19.2	18.8	0	20.5
		36	20	21.0	21.1	21.1	21.3	0.1	22.7	18.8	18.8	19.3	18.9	0	20.5
		36	39	21.0	21.1	21.2	21.3	0.1	22.7	18.7	18.8	19.3	18.9	0	20.5
		75	0	21.1	21.1	21.2	21.4	0.1	22.7	18.8	18.9	19.3	18.9	0	20.5
	256QAM	1	0	20.7	20.7	20.7	20.7	2.1	20.7	18.9	18.9	19.3	18.7	0	20.5
		1	37	20.7	20.7	20.7	20.7	2.1	20.7	18.9	18.9	19.4	18.8	0	20.5
		1	74	20.7	20.7	20.7	20.7	2.1	20.7	18.9	18.9	19.4	18.8	0	20.5
		36	0	20.7	20.7	20.7	20.7	2.1	20.7	18.8	18.8	19.2	18.8	0	20.5
		36	20	20.7	20.7	20.7	20.7	2.1	20.7	18.8	18.9	19.3	18.9	0	20.5
		36	39	20.7	20.7	20.7	20.7	2.1	20.7	18.8	18.9	19.4	18.9	0	20.5
		75	0	20.7	20.7	20.7	20.7	2.1	20.7	18.9	18.9	19.3	18.9	0	20.5

This report shall not be reproduced without the written approval of UL Verification Services Inc.

LTE Band 48 Measured Results (ANT8) (continued)

BW (MHz)	Mode	RB Allocation	RB Offset	Mode A Power (dBm)						Mode B Power (dBm)					
				55290	55757	56223	56690	MPR	Tune-up Limit	55290	55757	56223	56690	MPR	Tune-up Limit
				3555 MHz	3601.7 MHz	3648.3 MHz	3695 MHz			3555 MHz	3601.7 MHz	3648.3 MHz	3695 MHz		
10	QPSK	1	0	21.0	20.9	21.1	21.4	0	22.8	19.1	18.9	19.2	19.1	0	20.5
		1	25	21.1	21.1	21.2	21.4	0	22.8	19.2	19.0	19.4	19.1	0	20.5
		1	49	21.0	21.0	21.2	21.3	0	22.8	18.9	18.9	19.4	19.0	0	20.5
		25	0	21.0	21.0	21.2	21.3	0	22.8	18.7	18.9	19.4	19.0	0	20.5
		25	12	21.0	21.0	21.2	21.3	0	22.8	18.8	19.0	19.4	19.0	0	20.5
		25	25	21.0	21.1	21.3	21.3	0	22.8	18.8	19.0	19.4	19.0	0	20.5
		50	0	21.1	21.1	21.3	21.3	0	22.8	18.9	19.0	19.4	19.1	0	20.5
	16QAM	1	0	21.1	20.9	21.3	21.4	0	22.8	18.9	18.9	19.4	19.1	0	20.5
		1	25	21.1	21.1	21.3	21.4	0	22.8	19.1	19.0	19.5	19.1	0	20.5
		1	49	21.1	21.1	21.4	21.3	0	22.8	19.0	18.9	19.5	19.1	0	20.5
		25	0	21.0	20.9	21.2	21.3	0	22.8	18.9	18.9	19.3	19.0	0	20.5
		25	12	21.0	21.0	21.2	21.3	0	22.8	18.9	18.9	19.3	19.0	0	20.5
		25	25	21.0	21.0	21.2	21.3	0	22.8	18.9	18.9	19.4	19.0	0	20.5
		50	0	21.1	21.0	21.2	21.4	0	22.8	18.9	19.0	19.4	19.0	0	20.5
	64QAM	1	0	21.2	21.0	21.2	21.5	0	22.8	18.9	18.9	19.4	19.1	0	20.5
		1	25	21.2	21.1	21.3	21.5	0	22.8	18.9	18.9	19.4	19.0	0	20.5
		1	49	21.3	21.1	21.4	21.5	0	22.8	18.9	19.0	19.6	19.0	0	20.5
		25	0	21.1	21.0	21.2	21.4	0.1	22.7	18.9	18.8	19.3	19.0	0	20.5
		25	12	21.1	21.1	21.2	21.4	0.1	22.7	18.9	18.9	19.3	19.0	0	20.5
		25	25	21.1	21.1	21.3	21.4	0.1	22.7	18.9	18.9	19.4	19.0	0	20.5
		50	0	21.2	21.1	21.2	21.4	0.1	22.7	18.9	18.9	19.4	19.0	0	20.5
	256QAM	1	0	20.7	20.7	20.7	20.7	2.1	20.7	18.9	18.9	19.3	18.9	0	20.5
		1	25	20.7	20.7	20.7	20.7	2.1	20.7	18.9	18.9	19.3	19.0	0	20.5
		1	49	20.7	20.7	20.7	20.7	2.1	20.7	19.0	18.9	19.5	19.0	0	20.5
		25	0	20.7	20.7	20.7	20.7	2.1	20.7	18.9	18.9	19.4	19.0	0	20.5
		25	12	20.7	20.7	20.7	20.7	2.1	20.7	18.9	18.9	19.4	19.0	0	20.5
		25	25	20.7	20.7	20.7	20.7	2.1	20.7	18.9	18.9	19.4	19.0	0	20.5
		50	0	20.7	20.7	20.7	20.7	2.1	20.7	18.9	19.0	19.4	19.0	0	20.5

BW (MHz)	Mode	RB Allocation	RB Offset	Mode A Power (dBm)						Mode B Power (dBm)					
				55265	55748	56232	56715	MPR	Tune-up Limit	55265	55748	56232	56715	MPR	Tune-up Limit
				3552.5 MHz	3600.8 MHz	3649.2 MHz	3697.5 MHz			3552.5 MHz	3600.8 MHz	3649.2 MHz	3697.5 MHz		
5	QPSK	1	0	21.2	21.0	21.2	21.3	0	22.8	19.4	19.2	19.3	19.4	0	20.5
		1	12	21.1	21.0	21.2	21.3	0	22.8	19.4	19.2	19.3	19.4	0	20.5
		1	24	21.1	21.1	21.3	21.3	0	22.8	19.4	19.3	19.4	19.4	0	20.5
		12	0	21.1	21.0	21.2	21.2	0	22.8	19.3	19.2	19.3	19.3	0	20.5
		12	7	21.1	21.0	21.2	21.2	0	22.8	19.3	19.2	19.3	19.3	0	20.5
		12	13	21.1	21.0	21.2	21.2	0	22.8	19.3	19.2	19.3	19.3	0	20.5
		25	0	21.1	21.0	21.2	21.3	0	22.8	19.3	19.2	19.3	19.3	0	20.5
	16QAM	1	0	21.2	21.1	21.3	21.5	0	22.8	19.4	19.3	19.4	19.6	0	20.5
		1	12	21.2	21.1	21.2	21.5	0	22.8	19.3	19.3	19.4	19.6	0	20.5
		1	24	21.2	21.1	21.3	21.5	0	22.8	19.3	19.3	19.5	19.6	0	20.5
		12	0	21.1	20.9	21.2	21.2	0	22.8	19.3	19.1	19.2	19.3	0	20.5
		12	7	21.1	21.0	21.1	21.2	0	22.8	19.3	19.2	19.2	19.3	0	20.5
		12	13	21.1	21.0	21.2	21.2	0	22.8	19.3	19.2	19.3	19.3	0	20.5
		25	0	21.1	21.0	21.2	21.2	0	22.8	19.3	19.2	19.3	19.3	0	20.5
	64QAM	1	0	21.2	21.1	21.2	21.5	0	22.8	19.0	18.8	19.3	19.1	0	20.5
		1	12	21.2	21.1	21.2	21.5	0	22.8	19.1	19.0	19.3	19.1	0	20.5
		1	24	21.2	21.2	21.4	21.5	0	22.8	19.1	19.1	19.4	19.1	0	20.5
		12	0	21.1	21.0	21.2	21.4	0.1	22.7	19.0	18.8	19.2	19.0	0	20.5
		12	7	21.1	21.1	21.2	21.3	0.1	22.7	19.0	18.8	19.2	18.9	0	20.5
		12	13	21.1	21.1	21.3	21.3	0.1	22.7	19.0	18.8	19.3	18.9	0	20.5
		25	0	21.1	21.1	21.2	21.4	0.1	22.7	19.0	18.9	19.3	19.0	0	20.5
	256QAM	1	0	20.7	20.7	20.7	20.7	2.1	20.7	19.0	18.9	19.4	19.0	0	20.5
		1	12	20.7	20.7	20.7	20.7	2.1	20.7	19.0	18.9	19.3	19.0	0	20.5
		1	24	20.7	20.7	20.7	20.7	2.1	20.7	19.0	18.9	19.4	19.0	0	20.5
		12	0	20.7	20.7	20.7	20.7	2.1	20.7	19.0	18.8	19.3	19.0	0	20.5
		12	7	20.7	20.7	20.7	20.7	2.1	20.7	19.0	18.8	19.3	19.0	0	20.5
		12	13	20.7	20.7	20.7	20.7	2.1	20.7	19.0	18.9	19.4	18.9	0	20.5
		25	0	20.7	20.7	20.7	20.7	2.1	20.7	19.0	18.9	19.3	19.0	0	20.5

This report shall not be reproduced without the written approval of UL Verification Services Inc.

LTE Band 48 Measured Results (ANT9)

BW (MHz)	Mode	RB Allocation	RB Offset	Mode A Power (dBm)						Mode B Power (dBm)					
				55340	55773	56207	56640	MPR	Tune-up Limit	55340	55773	56207	56640	MPR	Tune-up Limit
				3560 MHz	3603.3 MHz	3646.7 MHz	3690 MHz			3560 MHz	3603.3 MHz	3646.7 MHz	3690 MHz		
20	QPSK	1	0	24.0	24.0	24.0	24.0	0	26.0	22.9	22.9	23.1	22.8	0	24.7
		1	49	24.0	24.0	24.1	24.2	0	26.0	23.0	23.0	23.3	22.9	0	24.7
		1	99	24.0	24.0	24.0	24.0	0	26.0	22.8	22.9	23.0	22.8	0	24.7
		50	0	23.9	23.7	23.9	24.0	1	25.0	23.1	23.1	23.2	23.0	0	24.7
		50	24	23.9	23.7	23.9	24.0	1	25.0	23.1	23.1	23.2	23.0	0	24.7
		50	50	23.8	23.7	23.8	23.9	1	25.0	23.0	23.1	23.1	23.0	0	24.7
		100	0	23.9	23.8	23.8	24.1	1	25.0	23.1	23.1	23.3	23.1	0	24.7
	16QAM	1	0	23.6	23.6	23.5	23.5	1	25.0	23.4	23.6	23.5	23.4	0	24.7
		1	49	23.8	23.9	23.7	23.7	1	25.0	23.6	23.7	23.7	23.4	0	24.7
		1	99	23.5	23.6	23.5	23.6	1	25.0	23.4	23.7	23.4	23.5	0	24.7
		50	0	23.1	23.0	23.1	23.1	2	24.0	23.4	23.5	23.5	23.5	0.7	24.0
		50	24	23.2	23.0	23.1	23.1	2	24.0	23.4	23.5	23.5	23.5	0.7	24.0
		50	50	23.2	23.0	23.1	23.2	2	24.0	23.4	23.5	23.5	23.5	0.7	24.0
		100	0	23.2	23.1	23.2	23.2	2	24.0	23.5	23.5	23.6	23.5	0.7	24.0
	64QAM	1	0	22.6	22.6	22.5	22.6	2	24.0	22.9	22.8	23.0	22.9	0.7	24.0
		1	49	22.7	22.8	22.6	22.6	2	24.0	23.1	22.9	23.2	23.0	0.7	24.0
		1	99	22.6	22.6	22.6	22.6	2	24.0	23.0	22.9	22.9	23.0	0.7	24.0
		50	0	22.2	22.1	22.2	22.1	3	23.0	22.4	22.4	22.6	22.4	1.7	23.0
		50	24	22.2	22.0	22.2	22.2	3	23.0	22.4	22.4	22.6	22.5	1.7	23.0
		50	50	22.2	22.1	22.2	22.2	3	23.0	22.4	22.4	22.5	22.5	1.7	23.0
		100	0	22.3	22.1	22.2	22.3	3	23.0	22.4	22.5	22.6	22.5	1.7	23.0
	256QAM	1	0	19.6	19.5	19.6	19.3	5	21.0	19.8	19.9	20.1	19.8	3.7	21.0
		1	49	19.8	19.5	19.8	19.6	5	21.0	19.9	20.1	20.2	19.9	3.7	21.0
		1	99	19.7	19.5	19.6	19.6	5	21.0	19.8	20.0	20.0	19.9	3.7	21.0
		50	0	20.2	20.1	20.3	20.1	5	21.0	20.4	20.4	20.6	20.4	3.7	21.0
		50	24	20.2	20.0	20.2	20.2	5	21.0	20.4	20.4	20.6	20.5	3.7	21.0
		50	50	20.2	20.1	20.2	20.2	5	21.0	20.4	20.4	20.5	20.5	3.7	21.0
		100	0	20.3	20.1	20.3	20.3	5	21.0	20.4	20.5	20.6	20.5	3.7	21.0

BW (MHz)	Mode	RB Allocation	RB Offset	Mode A Power (dBm)						Mode B Power (dBm)					
				55315	55765	56215	56665	MPR	Tune-up Limit	55315	55765	56215	56665	MPR	Tune-up Limit
				3557.5 MHz	3602.5 MHz	3647.5 MHz	3692.5 MHz			3557.5 MHz	3602.5 MHz	3647.5 MHz	3692.5 MHz		
15	QPSK	1	0	24.3	24.3	24.3	24.5	0	26.0	23.5	23.5	23.5	23.5	0	24.7
		1	37	24.4	24.3	24.4	24.6	0	26.0	23.5	23.5	23.6	23.6	0	24.7
		1	74	24.5	24.3	24.3	24.6	0	26.0	23.4	23.5	23.5	23.6	0	24.7
		36	0	24.1	24.1	24.1	24.2	1	25.0	23.5	23.5	23.6	23.4	0	24.7
		36	20	24.1	24.1	24.1	24.2	1	25.0	23.5	23.4	23.6	23.5	0	24.7
		36	39	24.2	24.1	24.1	24.3	1	25.0	23.4	23.5	23.5	23.6	0	24.7
		75	0	24.2	24.1	24.1	24.3	1	25.0	23.5	23.5	23.5	23.5	0	24.7
	16QAM	1	0	23.7	23.7	23.7	23.8	1	25.0	23.6	23.5	23.6	23.5	0	24.7
		1	37	23.7	23.6	23.7	23.8	1	25.0	23.5	23.6	23.6	23.5	0	24.7
		1	74	23.9	23.7	23.6	23.8	1	25.0	23.5	23.5	23.6	23.6	0	24.7
		36	0	23.1	23.1	23.1	23.1	2	24.0	23.5	23.4	23.5	23.4	0.7	24.0
		36	20	23.1	23.0	23.1	23.2	2	24.0	23.4	23.4	23.5	23.5	0.7	24.0
		36	39	23.2	23.0	23.1	23.3	2	24.0	23.4	23.4	23.5	23.5	0.7	24.0
		75	0	23.1	23.0	23.1	23.2	2	24.0	23.4	23.5	23.5	23.5	0.7	24.0
	64QAM	1	0	22.7	22.6	22.7	22.8	2	24.0	23.1	23.0	23.2	22.9	0.7	24.0
		1	37	22.8	22.6	22.9	22.6	2	24.0	23.1	22.9	23.1	23.0	0.7	24.0
		1	74	22.9	22.5	22.9	22.9	2	24.0	23.0	23.1	23.1	23.1	0.7	24.0
		36	0	22.2	22.1	22.2	22.2	3	23.0	22.5	22.5	22.6	22.4	1.7	23.0
		36	20	22.2	22.0	22.2	22.2	3	23.0	22.5	22.4	22.6	22.5	1.7	23.0
		36	39	22.2	22.1	22.2	22.3	3	23.0	22.4	22.4	22.5	22.5	1.7	23.0
		75	0	22.2	22.1	22.2	22.2	3	23.0	22.5	22.5	22.6	22.5	1.7	23.0
	256QAM	1	0	19.7	19.6	19.8	19.7	5	21.0	19.9	20.0	20.2	20.0	3.7	21.0
		1	37	19.7	19.5	19.8	19.6	5	21.0	19.9	20.0	20.2	20.0	3.7	21.0
		1	74	19.8	19.5	19.8	19.7	5	21.0	19.8	20.0	20.1	20.1	3.7	21.0
		36	0	20.2	20.1	20.2	20.2	5	21.0	20.5	20.4	20.6	20.4	3.7	21.0
		36	20	20.1	20.1	20.2	20.2	5	21.0	20.5	20.4	20.6	20.5	3.7	21.0
		36	39	20.2	20.1	20.2	20.2	5	21.0	20.4	20.4	20.5	20.5	3.7	21.0
		75	0	20.2	20.1	20.3	20.2	5	21.0	20.5	20.5	20.6	20.5	3.7	21.0

This report shall not be reproduced without the written approval of UL Verification Services Inc.

LTE Band 48 Measured Results (ANT9) (continued)

BW (MHz)	Mode	RB Allocation	RB Offset	Mode A Power (dBm)						Mode B Power (dBm)					
				55290	55757	56223	56690	MPR	Tune-up Limit	55290	55757	56223	56690	MPR	Tune-up Limit
				3555 MHz	3601.7 MHz	3648.3 MHz	3695 MHz			3555 MHz	3601.7 MHz	3648.3 MHz	3695 MHz		
10	QPSK	1	0	24.5	24.4	24.5	24.6	0	26.0	23.5	23.6	23.6	23.7	0	24.7
		1	25	24.5	24.4	24.4	24.6	0	26.0	23.6	23.6	23.7	23.7	0	24.7
		1	49	24.4	24.4	24.4	24.6	0	26.0	23.6	23.6	23.5	23.7	0	24.7
		25	0	24.2	24.2	24.2	24.3	1	25.0	23.6	23.6	23.7	23.6	0	24.7
		25	12	24.2	24.1	24.2	24.3	1	25.0	23.6	23.6	23.7	23.6	0	24.7
		25	25	24.2	24.2	23.9	24.4	1	25.0	23.6	23.6	23.6	23.6	0	24.7
		50	0	24.3	24.2	24.0	24.4	1	25.0	23.6	23.6	23.7	23.7	0	24.7
	16QAM	1	0	23.8	23.8	23.6	23.8	1	25.0	23.6	23.7	23.7	23.7	0	24.7
		1	25	23.9	23.6	23.7	23.8	1	25.0	23.7	23.7	23.8	23.6	0	24.7
		1	49	23.8	23.7	23.7	23.9	1	25.0	23.7	23.6	23.6	23.6	0	24.7
		25	0	23.2	23.1	23.1	23.3	2	24.0	23.5	23.6	23.6	23.6	0.7	24.0
		25	12	23.2	23.1	23.1	23.3	2	24.0	23.5	23.5	23.6	23.5	0.7	24.0
		25	25	23.2	23.1	23.1	23.3	2	24.0	23.5	23.6	23.6	23.6	0.7	24.0
		50	0	23.3	23.2	23.1	23.4	2	24.0	23.6	23.6	23.7	23.7	0.7	24.0
	64QAM	1	0	23.0	22.8	23.0	22.9	2	24.0	23.1	23.1	23.3	23.2	0.7	24.0
		1	25	23.0	22.6	22.9	22.9	2	24.0	23.1	23.1	23.2	23.1	0.7	24.0
		1	49	23.0	22.8	22.9	22.9	2	24.0	23.2	23.2	23.2	23.2	0.7	24.0
		25	0	22.4	22.2	22.3	22.3	3	23.0	22.6	22.5	22.6	22.6	1.7	23.0
		25	12	22.3	22.1	22.3	22.3	3	23.0	22.5	22.5	22.6	22.6	1.7	23.0
		25	25	22.4	22.2	22.3	22.3	3	23.0	22.5	22.5	22.6	22.6	1.7	23.0
		50	0	22.4	22.2	22.4	22.4	3	23.0	22.6	22.6	22.7	22.7	1.7	23.0
	256QAM	1	0	19.8	19.8	19.8	19.7	5	21.0	20.1	20.1	20.2	20.1	3.7	21.0
		1	25	19.9	19.7	19.8	19.8	5	21.0	20.1	20.0	20.1	20.0	3.7	21.0
		1	49	19.9	19.7	19.8	19.8	5	21.0	20.1	20.1	20.1	20.1	3.7	21.0
		25	0	20.3	20.3	20.3	20.3	5	21.0	20.5	20.5	20.6	20.6	3.7	21.0
		25	12	20.3	20.2	20.3	20.3	5	21.0	20.5	20.5	20.6	20.6	3.7	21.0
		25	25	20.4	20.2	20.3	20.4	5	21.0	20.6	20.5	20.6	20.6	3.7	21.0
		50	0	20.4	20.2	20.4	20.5	5	21.0	20.6	20.6	20.7	20.7	3.7	21.0

BW (MHz)	Mode	RB Allocation	RB Offset	Mode A Power (dBm)						Mode B Power (dBm)					
				55265	55748	56232	56715	MPR	Tune-up Limit	55265	55748	56232	56715	MPR	Tune-up Limit
				3552.5 MHz	3600.8 MHz	3649.2 MHz	3697.5 MHz			3552.5 MHz	3600.8 MHz	3649.2 MHz	3697.5 MHz		
5	QPSK	1	0	24.3	24.2	24.3	24.7	0	26.0	23.7	23.6	23.6	23.7	0	24.7
		1	12	24.3	24.1	24.3	24.6	0	26.0	23.7	23.6	23.5	23.7	0	24.7
		1	24	24.4	24.0	24.3	24.7	0	26.0	23.7	23.6	23.5	23.7	0	24.7
		12	0	24.1	23.8	24.2	24.3	1	25.0	23.6	23.6	23.5	23.7	0	24.7
		12	7	24.1	23.7	24.1	24.3	1	25.0	23.6	23.6	23.5	23.6	0	24.7
		12	13	24.1	23.8	24.1	24.3	1	25.0	23.6	23.6	23.5	23.6	0	24.7
		25	0	24.1	23.8	24.1	24.3	1	25.0	23.6	23.6	23.5	23.7	0	24.7
	16QAM	1	0	23.8	23.9	23.8	24.0	1	25.0	23.6	23.7	23.7	23.9	0	24.7
		1	12	23.8	23.8	23.8	23.8	1	25.0	23.7	23.7	23.7	23.9	0	24.7
		1	24	23.8	23.9	23.8	23.9	1	25.0	23.7	23.7	23.6	23.9	0	24.7
		12	0	23.1	23.1	23.2	23.3	2	24.0	23.6	23.5	23.5	23.6	0.7	24.0
		12	7	23.1	23.0	23.2	23.3	2	24.0	23.5	23.5	23.4	23.6	0.7	24.0
		12	13	23.1	23.0	23.2	23.3	2	24.0	23.6	23.5	23.4	23.6	0.7	24.0
		25	0	23.0	23.1	23.2	23.3	2	24.0	23.6	23.5	23.5	23.6	0.7	24.0
	64QAM	1	0	23.0	22.8	22.8	23.1	2	24.0	23.2	23.1	23.2	23.1	0.7	24.0
		1	12	22.9	22.6	22.9	23.0	2	24.0	23.1	23.1	23.2	23.1	0.7	24.0
		1	24	22.9	22.7	22.8	23.0	2	24.0	23.2	23.1	23.1	23.1	0.7	24.0
		12	0	22.4	22.2	22.3	22.4	3	23.0	22.6	22.5	22.5	22.5	1.7	23.0
		12	7	22.3	22.1	22.3	22.4	3	23.0	22.6	22.5	22.5	22.5	1.7	23.0
		12	13	22.3	22.1	22.3	22.4	3	23.0	22.6	22.5	22.4	22.5	1.7	23.0
		25	0	22.3	22.2	22.3	22.4	3	23.0	22.6	22.5	22.5	22.5	1.7	23.0
	256QAM	1	0	19.8	19.8	19.9	20.0	5	21.0	20.0	20.1	20.1	20.1	3.7	21.0
		1	12	19.9	19.6	19.9	19.9	5	21.0	20.0	20.0	20.0	20.1	3.7	21.0
		1	24	19.8	19.7	19.8	19.9	5	21.0	20.1	20.0	20.0	20.1	3.7	21.0
		12	0	20.3	20.2	20.3	20.4	5	21.0	20.6	20.5	20.5	20.5	3.7	21.0
		12	7	20.3	20.1	20.3	20.4	5	21.0	20.5	20.5	20.5	20.5	3.7	21.0
		12	13	20.3	20.1	20.3	20.4	5	21.0	20.5	20.5	20.4	20.5	3.7	21.0
		25	0	20.4	20.1	20.3	20.4	5	21.0	20.6	20.5	20.5	20.5	3.7	21.0

This report shall not be reproduced without the written approval of UL Verification Services Inc.

LTE Band 48 Measured Results (ANT4)

BW (MHz)	Mode	RB Allocation	RB Offset	Mode A Power (dBm)						Mode B Power (dBm)					
				55340	55773	56207	56640	MPR	Tune-up Limit	55340	55773	56207	56640	MPR	Tune-up Limit
				3560 MHz	3603.3 MHz	3646.7 MHz	3690 MHz			3560 MHz	3603.3 MHz	3646.7 MHz	3690 MHz		
20	QPSK	1	0	19.2	19.2	19.3	19.2	0	21.1	20.6	20.5	20.5	20.5	0	22.5
		1	49	19.5	19.5	19.5	19.5	0	21.1	20.5	20.5	20.5	20.5	0	22.5
		1	99	19.3	19.5	19.3	19.4	0	21.1	20.5	20.5	20.5	20.5	0	22.5
		50	0	19.3	19.4	19.5	19.5	0	21.1	20.6	20.6	20.5	20.5	0	22.5
		50	24	19.3	19.4	19.5	19.5	0	21.1	20.5	20.5	20.5	20.5	0	22.5
		50	50	19.3	19.5	19.4	19.5	0	21.1	20.5	20.5	20.5	20.5	0	22.5
		100	0	19.3	19.5	19.6	19.6	0	21.1	20.5	20.5	20.6	20.6	0	22.5
	16QAM	1	0	19.4	19.6	19.8	19.5	0	21.1	20.5	20.5	20.5	20.5	0	22.5
		1	49	19.6	19.7	19.9	19.7	0	21.1	20.5	20.7	20.7	20.7	0	22.5
		1	99	19.5	19.7	19.8	19.4	0	21.1	20.5	20.7	20.6	20.5	0	22.5
		50	0	19.4	19.6	19.7	19.5	0	21.1	20.5	20.5	20.6	20.6	0	22.5
		50	24	19.4	19.6	19.7	19.6	0	21.1	20.5	20.5	20.6	20.6	0	22.5
		50	50	19.5	19.6	19.7	19.5	0	21.1	20.5	20.6	20.6	20.6	0	22.5
		100	0	19.4	19.6	19.7	19.6	0	21.1	20.5	20.5	20.6	20.7	0	22.5
	64QAM	1	0	19.6	19.5	19.6	19.5	0	21.1	20.5	20.5	20.6	20.6	0	22.5
		1	49	19.6	19.6	19.8	19.7	0	21.1	20.5	20.5	20.8	20.6	0	22.5
		1	99	19.7	19.7	19.8	19.6	0	21.1	20.5	20.5	20.7	20.6	0	22.5
		50	0	19.6	19.6	19.7	19.7	0	21.1	20.5	20.5	20.6	20.6	0	22.5
		50	24	19.5	19.7	19.7	19.7	0	21.1	20.5	20.5	20.6	20.6	0	22.5
		50	50	19.6	19.8	19.7	19.7	0	21.1	20.5	20.5	20.6	20.6	0	22.5
		100	0	19.5	19.7	19.7	19.8	0	21.1	20.5	20.5	20.6	20.7	0	22.5
	256QAM	1	0	19.6	19.6	19.6	19.5	0.4	20.7	19.6	19.5	19.5	19.4	1.8	20.7
		1	49	19.6	19.8	19.7	19.6	0.4	20.7	19.6	19.7	19.7	19.7	1.8	20.7
		1	99	19.6	19.8	19.6	19.6	0.4	20.7	19.6	19.7	19.6	19.5	1.8	20.7
		50	0	19.6	19.6	19.7	19.7	0.4	20.7	20.0	20.0	20.1	20.1	1.8	20.7
		50	24	19.5	19.6	19.7	19.7	0.4	20.7	19.9	20.0	20.1	20.2	1.8	20.7
		50	50	19.6	19.7	19.7	19.7	0.4	20.7	20.0	20.0	20.1	20.1	1.8	20.7
		100	0	19.5	19.7	19.7	19.8	0.4	20.7	20.0	20.1	20.2	20.2	1.8	20.7

BW (MHz)	Mode	RB Allocation	RB Offset	Mode A Power (dBm)						Mode B Power (dBm)					
				55315	55765	56215	56665	MPR	Tune-up Limit	55315	55765	56215	56665	MPR	Tune-up Limit
				3557.5 MHz	3602.5 MHz	3647.5 MHz	3692.5 MHz			3557.5 MHz	3602.5 MHz	3647.5 MHz	3692.5 MHz		
15	QPSK	1	0	19.5	19.6	19.7	19.7	0	21.1	20.5	20.5	20.6	20.7	0	22.5
		1	37	19.6	19.7	19.7	19.8	0	21.1	20.5	20.6	20.7	20.8	0	22.5
		1	74	19.6	19.7	19.7	19.8	0	21.1	20.5	20.6	20.6	20.7	0	22.5
		36	0	19.5	19.6	19.7	19.7	0	21.1	20.5	20.5	20.6	20.7	0	22.5
		36	20	19.5	19.6	19.7	19.8	0	21.1	20.5	20.5	20.6	20.7	0	22.5
		36	39	19.5	19.7	19.8	19.7	0	21.1	20.5	20.6	20.6	20.7	0	22.5
		75	0	19.6	19.6	19.8	19.8	0	21.1	20.5	20.5	20.6	20.7	0	22.5
	16QAM	1	0	19.5	19.7	19.8	19.8	0	21.1	20.5	20.6	20.7	20.8	0	22.5
		1	37	19.5	19.7	19.7	19.9	0	21.1	20.5	20.6	20.7	20.9	0	22.5
		1	74	19.7	19.7	19.6	19.8	0	21.1	20.5	20.7	20.7	20.8	0	22.5
		36	0	19.5	19.6	19.7	19.7	0	21.1	20.5	20.5	20.6	20.6	0	22.5
		36	20	19.5	19.6	19.7	19.7	0	21.1	20.5	20.5	20.6	20.7	0	22.5
		36	39	19.5	19.6	19.7	19.7	0	21.1	20.5	20.6	20.6	20.7	0	22.5
		75	0	19.5	19.6	19.7	19.8	0	21.1	20.5	20.5	20.6	20.7	0	22.5
	64QAM	1	0	19.6	19.7	19.8	19.7	0	21.1	20.5	20.7	20.7	20.7	0	22.5
		1	37	19.5	19.6	19.8	19.7	0	21.1	20.5	20.7	20.6	20.7	0	22.5
		1	74	19.7	19.8	19.7	19.8	0	21.1	20.5	20.7	20.7	20.7	0	22.5
		36	0	19.6	19.6	19.7	19.7	0	21.1	20.5	20.6	20.6	20.6	0	22.5
		36	20	19.6	19.6	19.7	19.7	0	21.1	20.5	20.6	20.6	20.6	0	22.5
		36	39	19.5	19.7	19.7	19.7	0	21.1	20.5	20.6	20.6	20.6	0	22.5
		75	0	19.6	19.7	19.8	19.8	0	21.1	20.5	20.6	20.6	20.7	0	22.5
	256QAM	1	0	19.8	19.8	19.8	19.7	0.4	20.7	19.6	19.7	19.8	19.7	1.8	20.7
		1	37	19.6	19.7	19.7	19.6	0.4	20.7	19.6	19.7	19.7	19.7	1.8	20.7
		1	74	19.8	19.9	19.7	19.7	0.4	20.7	19.6	19.8	19.8	19.7	1.8	20.7
		36	0	19.6	19.6	19.7	19.7	0.4	20.7	20.0	20.1	20.1	20.1	1.8	20.7
		36	20	19.6	19.6	19.7	19.7	0.4	20.7	20.0	20.1	20.1	20.2	1.8	20.7
		36	39	19.5	19.7	19.7	19.7	0.4	20.7	19.9	20.1	20.1	20.1	1.8	20.7
		75	0	19.6	19.7	19.7	19.8	0.4	20.7	20.0	20.1	20.2	20.2	1.8	20.7

This report shall not be reproduced without the written approval of UL Verification Services Inc.

LTE Band 48 Measured Results (ANT4) (continued)

BW (MHz)	Mode	RB Allocation	RB Offset	Mode A Power (dBm)						Mode B Power (dBm)					
				55290	55757	56223	56690	MPR	Tune-up Limit	55290	55757	56223	56690	MPR	Tune-up Limit
				3555 MHz	3601.7 MHz	3648.3 MHz	3695 MHz			3555 MHz	3601.7 MHz	3648.3 MHz	3695 MHz		
10	QPSK	1	0	19.7	19.7	19.8	19.9	0	21.1	20.5	20.6	20.7	20.9	0	22.5
		1	25	19.7	19.8	19.8	19.9	0	21.1	20.5	20.6	20.7	20.9	0	22.5
		1	49	19.7	19.8	19.8	19.9	0	21.1	20.5	20.7	20.7	20.8	0	22.5
		25	0	19.7	19.7	19.8	19.9	0	21.1	20.5	20.6	20.7	20.8	0	22.5
		25	12	19.7	19.7	19.8	19.9	0	21.1	20.5	20.6	20.7	20.8	0	22.5
		25	25	19.7	19.6	19.8	19.9	0	21.1	20.5	20.6	20.7	20.8	0	22.5
		50	0	19.7	19.7	19.9	19.9	0	21.1	20.6	20.7	20.8	20.8	0	22.5
	16QAM	1	0	19.8	19.7	19.9	20.0	0	21.1	20.6	20.6	20.8	20.8	0	22.5
		1	25	19.8	19.9	19.9	19.9	0	21.1	20.6	20.7	20.9	20.8	0	22.5
		1	49	19.8	19.9	19.8	19.8	0	21.1	20.6	20.7	20.7	20.8	0	22.5
		25	0	19.6	19.5	19.8	19.8	0	21.1	20.5	20.6	20.7	20.8	0	22.5
		25	12	19.6	19.6	19.8	19.8	0	21.1	20.5	20.6	20.7	20.8	0	22.5
		25	25	19.6	19.6	19.8	19.8	0	21.1	20.5	20.6	20.7	20.8	0	22.5
		50	0	19.7	19.7	19.8	19.9	0	21.1	20.5	20.7	20.8	20.8	0	22.5
	64QAM	1	0	19.9	20.0	19.9	20.0	0	21.1	20.8	20.9	20.9	20.8	0	22.5
		1	25	19.8	19.9	19.8	19.9	0	21.1	20.6	20.8	20.7	20.7	0	22.5
		1	49	19.8	20.0	19.8	19.9	0	21.1	20.7	20.9	20.8	20.7	0	22.5
		25	0	19.6	19.8	19.8	19.9	0	21.1	20.5	20.7	20.7	20.8	0	22.5
		25	12	19.6	19.8	19.8	19.8	0	21.1	20.5	20.7	20.7	20.8	0	22.5
		25	25	19.6	19.8	19.8	19.9	0	21.1	20.5	20.7	20.7	20.7	0	22.5
		50	0	19.7	19.8	19.8	19.9	0	21.1	20.6	20.7	20.7	20.8	0	22.5
	256QAM	1	0	19.8	19.8	19.8	19.9	0.4	20.7	19.6	19.8	19.9	19.8	1.8	20.7
		1	25	19.7	19.8	19.9	19.8	0.4	20.7	19.5	19.7	19.8	19.8	1.8	20.7
		1	49	19.7	19.9	19.9	19.8	0.4	20.7	19.6	19.7	19.9	19.8	1.8	20.7
		25	0	19.7	19.8	19.8	19.9	0.4	20.7	20.1	20.2	20.2	20.3	1.8	20.7
		25	12	19.7	19.8	19.8	19.8	0.4	20.7	20.1	20.2	20.2	20.2	1.8	20.7
		25	25	19.7	19.8	19.8	19.9	0.4	20.7	20.1	20.2	20.2	20.2	1.8	20.7
		50	0	19.7	19.8	19.9	19.9	0.4	20.7	20.1	20.2	20.2	20.3	1.8	20.7

BW (MHz)	Mode	RB Allocation	RB Offset	Mode A Power (dBm)						Mode B Power (dBm)					
				55265	55748	56232	56715	MPR	Tune-up Limit	55265	55748	56232	56715	MPR	Tune-up Limit
				3552.5 MHz	3600.8 MHz	3649.2 MHz	3697.5 MHz			3552.5 MHz	3600.8 MHz	3649.2 MHz	3697.5 MHz		
5	QPSK	1	0	20.0	19.5	19.9	19.9	0	21.1	20.6	20.6	20.8	20.8	0	22.5
		1	12	19.9	19.4	19.9	20.0	0	21.1	20.5	20.6	20.8	20.8	0	22.5
		1	24	19.9	19.5	19.9	20.0	0	21.1	20.6	20.7	20.8	20.8	0	22.5
		12	0	19.9	19.4	19.9	19.9	0	21.1	20.6	20.6	20.8	20.8	0	22.5
		12	7	19.9	19.4	19.9	19.9	0	21.1	20.6	20.6	20.8	20.8	0	22.5
		12	13	19.9	19.5	19.9	19.9	0	21.1	20.6	20.6	20.8	20.8	0	22.5
		25	0	19.9	19.4	19.9	19.9	0	21.1	20.6	20.6	20.9	20.8	0	22.5
	16QAM	1	0	19.9	19.9	20.0	20.0	0	21.1	20.7	20.9	20.9	21.0	0	22.5
		1	12	20.0	19.8	20.0	20.0	0	21.1	20.7	20.9	20.9	20.8	0	22.5
		1	24	20.0	19.9	20.0	20.0	0	21.1	20.7	20.8	20.9	20.7	0	22.5
		12	0	19.9	19.7	19.9	19.9	0	21.1	20.5	20.6	20.9	20.7	0	22.5
		12	7	19.9	19.7	19.9	19.9	0	21.1	20.5	20.6	20.8	20.8	0	22.5
		12	13	19.9	19.7	19.9	19.9	0	21.1	20.5	20.6	20.8	20.7	0	22.5
		25	0	19.9	19.7	19.9	19.9	0	21.1	20.5	20.6	20.8	20.8	0	22.5
	64QAM	1	0	19.9	20.0	20.0	19.9	0	21.1	20.8	20.7	20.8	20.8	0	22.5
		1	12	19.9	19.9	19.8	19.9	0	21.1	20.9	20.8	20.8	20.8	0	22.5
		1	24	19.9	19.9	19.9	19.9	0	21.1	20.9	20.8	20.9	20.8	0	22.5
		12	0	19.9	19.9	19.8	19.9	0	21.1	20.8	20.6	20.8	20.7	0	22.5
		12	7	19.9	19.9	19.8	19.9	0	21.1	20.8	20.6	20.8	20.7	0	22.5
		12	13	19.9	19.9	19.8	19.9	0	21.1	20.8	20.6	20.8	20.7	0	22.5
		25	0	19.9	20.0	19.9	19.9	0	21.1	20.8	20.7	20.8	20.8	0	22.5
	256QAM	1	0	20.0	20.1	19.9	20.0	0.4	20.7	19.8	19.8	20.0	19.8	1.8	20.7
		1	12	19.9	20.0	19.8	20.0	0.4	20.7	19.9	19.8	19.9	19.7	1.8	20.7
		1	24	20.0	20.0	19.8	20.0	0.4	20.7	19.8	19.8	19.9	19.8	1.8	20.7
		12	0	19.9	20.0	19.9	19.9	0.4	20.7	20.3	20.2	20.3	20.3	1.8	20.7
		12	7	19.9	19.9	19.8	19.9	0.4	20.7	20.3	20.2	20.3	20.2	1.8	20.7
		12	13	19.9	20.0	19.8	19.9	0.4	20.7	20.3	20.2	20.3	20.2	1.8	20.7
		25	0	19.9	20.0	19.9	19.9	0.4	20.7	20.3	20.2	20.4	20.3	1.8	20.7

This report shall not be reproduced without the written approval of UL Verification Services Inc.

LTE Band 53 Measured Results (ANT3)

BW (MHz)	Mode	RB Allocation	RB Offset	Mode A Power (dBm)					Mode B Power (dBm)				
					60197 2489.2 MHz		MPR	Tune-up Limit		60197 2489.2 MHz		MPR	Tune-up Limit
10	QPSK	1	0		19.2		0	20.7		19.2		0	20.7
		1	25		19.2		0	20.7		19.2		0	20.7
		1	49		19.2		0	20.7		19.2		0	20.7
		25	0		19.1		0	20.7		19.1		0	20.7
		25	12		19.2		0	20.7		19.2		0	20.7
		25	25		19.2		0	20.7		19.2		0	20.7
		50	0		19.3		0	20.7		19.3		0	20.7
	16QAM	1	0		19.3		0	20.7		19.3		0	20.7
		1	25		19.2		0	20.7		19.2		0	20.7
		1	49		19.2		0	20.7		19.2		0	20.7
		25	0		19.1		0	20.7		19.1		0	20.7
		25	12		19.1		0	20.7		19.1		0	20.7
		25	25		19.1		0	20.7		19.1		0	20.7
		50	0		19.2		0	20.7		19.2		0	20.7
	64QAM	1	0		19.3		0	20.7		19.3		0	20.7
		1	25		19.2		0	20.7		19.2		0	20.7
		1	49		19.2		0	20.7		19.2		0	20.7
		25	0		19.3		0	20.7		19.3		0	20.7
		25	12		19.2		0	20.7		19.2		0	20.7
		25	25		19.2		0	20.7		19.2		0	20.7
		50	0		19.2		0	20.7		19.2		0	20.7
	256QAM	1	0		19.4		0	20.7		19.4		0	20.7
		1	25		19.2		0	20.7		19.2		0	20.7
		1	49		19.2		0	20.7		19.2		0	20.7
		25	0		19.3		0	20.7		19.3		0	20.7
		25	12		19.3		0	20.7		19.3		0	20.7
		25	25		19.2		0	20.7		19.2		0	20.7
		50	0		19.2		0	20.7		19.2		0	20.7

BW (MHz)	Mode	RB Allocation	RB Offset	Mode A Power (dBm)					Mode B Power (dBm)				
					60197 2489.2 MHz		MPR	Tune-up Limit		60197 2489.2 MHz		MPR	Tune-up Limit
5	QPSK	1	0		19.2		0	20.7		19.2		0	20.7
		1	12		19.2		0	20.7		19.2		0	20.7
		1	24		19.2		0	20.7		19.2		0	20.7
		12	0		19.2		0	20.7		19.2		0	20.7
		12	7		19.2		0	20.7		19.2		0	20.7
		12	13		19.2		0	20.7		19.2		0	20.7
		25	0		19.2		0	20.7		19.2		0	20.7
	16QAM	1	0		19.3		0	20.7		19.3		0	20.7
		1	12		19.2		0	20.7		19.2		0	20.7
		1	24		19.2		0	20.7		19.2		0	20.7
		12	0		19.2		0	20.7		19.2		0	20.7
		12	7		19.1		0	20.7		19.1		0	20.7
		12	13		19.2		0	20.7		19.2		0	20.7
		25	0		19.1		0	20.7		19.1		0	20.7
	64QAM	1	0		19.3		0	20.7		19.3		0	20.7
		1	12		19.3		0	20.7		19.3		0	20.7
		1	24		19.3		0	20.7		19.3		0	20.7
		12	0		19.3		0	20.7		19.3		0	20.7
		12	7		19.1		0	20.7		19.1		0	20.7
		12	13		19.2		0	20.7		19.2		0	20.7
		25	0		19.1		0	20.7		19.1		0	20.7
	256QAM	1	0		19.3		0	20.7		19.3		0	20.7
		1	12		19.3		0	20.7		19.3		0	20.7
		1	24		19.3		0	20.7		19.3		0	20.7
		12	0		19.2		0	20.7		19.2		0	20.7
		12	7		19.1		0	20.7		19.1		0	20.7
		12	13		19.2		0	20.7		19.2		0	20.7
		25	0		19.2		0	20.7		19.2		0	20.7

This report shall not be reproduced without the written approval of UL Verification Services Inc.

LTE Band 53 Measured Results (ANT3) (continued)

BW (MHz)	Mode	RB Allocation	RB Offset	Mode A Power (dBm)			MPR	Tune-up Limit	Mode B Power (dBm)			MPR	Tune-up Limit
				60155	60197	60240			60155	60197	60240		
				2485 MHz	2489.2 MHz	2493.5 MHz			2485 MHz	2489.2 MHz	2493.5 MHz		
3	QPSK	1	0	19.0	19.0	19.1	0	20.7	19.0	19.0	19.1	0	20.7
		1	8	19.2	19.2	19.3	0	20.7	19.2	19.2	19.3	0	20.7
		1	14	19.1	19.1	19.2	0	20.7	19.1	19.1	19.2	0	20.7
		8	0	19.1	19.1	19.1	0	20.7	19.1	19.1	19.1	0	20.7
		8	4	19.2	19.1	19.2	0	20.7	19.2	19.1	19.2	0	20.7
		8	7	19.2	19.1	19.1	0	20.7	19.2	19.1	19.1	0	20.7
		15	0	19.1	19.1	19.1	0	20.7	19.1	19.1	19.1	0	20.7
	16QAM	1	0	19.2	19.0	19.0	0	20.7	19.2	19.0	19.0	0	20.7
		1	8	19.4	19.1	19.1	0	20.7	19.4	19.1	19.1	0	20.7
		1	14	19.2	19.1	19.2	0	20.7	19.2	19.1	19.2	0	20.7
		8	0	19.1	19.1	19.0	0	20.7	19.1	19.1	19.0	0	20.7
		8	4	19.1	19.1	19.1	0	20.7	19.1	19.1	19.1	0	20.7
		8	7	19.1	19.1	19.1	0	20.7	19.1	19.1	19.1	0	20.7
		15	0	19.1	19.0	19.0	0	20.7	19.1	19.0	19.0	0	20.7
	64QAM	1	0	19.2	19.1	19.1	0	20.7	19.2	19.1	19.1	0	20.7
		1	8	19.4	19.2	19.3	0	20.7	19.4	19.2	19.3	0	20.7
		1	14	19.2	19.1	19.1	0	20.7	19.2	19.1	19.1	0	20.7
		8	0	19.3	19.2	19.2	0	20.7	19.3	19.2	19.2	0	20.7
		8	4	19.3	19.2	19.3	0	20.7	19.3	19.2	19.3	0	20.7
		8	7	19.3	19.2	19.3	0	20.7	19.3	19.2	19.3	0	20.7
		15	0	19.2	19.2	19.2	0	20.7	19.2	19.2	19.2	0	20.7
	256QAM	1	0	19.2	19.1	19.8	0	20.7	19.2	19.1	19.8	0	20.7
		1	8	19.4	19.3	19.8	0	20.7	19.4	19.3	19.8	0	20.7
		1	14	19.2	19.1	19.8	0	20.7	19.2	19.1	19.8	0	20.7
		8	0	19.3	19.2	20.2	0	20.7	19.3	19.2	20.2	0	20.7
		8	4	19.3	19.2	20.2	0	20.7	19.3	19.2	20.2	0	20.7
		8	7	19.3	19.2	20.2	0	20.7	19.3	19.2	20.2	0	20.7
		15	0	19.2	19.2	20.2	0	20.7	19.2	19.2	20.2	0	20.7

BW (MHz)	Mode	RB Allocation	RB Offset	Mode A Power (dBm)			MPR	Tune-up Limit	Mode B Power (dBm)			MPR	Tune-up Limit
				60147	60197	60248			60147	60197	60248		
				2484.2 MHz	2489.2 MHz	2494.3 MHz			2484.2 MHz	2489.2 MHz	2494.3 MHz		
1.4	QPSK	1	0	19.0	18.9	18.8	0	20.7	19.0	18.9	18.8	0	20.7
		1	3	19.3	19.2	19.0	0	20.7	19.3	19.2	19.0	0	20.7
		1	5	19.0	19.0	18.9	0	20.7	19.0	19.0	18.9	0	20.7
		3	0	19.1	19.0	19.0	0	20.7	19.1	19.0	19.0	0	20.7
		3	1	19.2	19.1	18.9	0	20.7	19.2	19.1	18.9	0	20.7
		3	3	19.1	19.1	19.1	0	20.7	19.1	19.1	19.1	0	20.7
		6	0	19.1	19.1	19.0	0	20.7	19.1	19.1	19.0	0	20.7
	16QAM	1	0	19.0	18.9	18.9	0	20.7	19.0	18.9	18.9	0	20.7
		1	3	19.4	19.2	19.1	0	20.7	19.4	19.2	19.1	0	20.7
		1	5	18.9	19.1	19.0	0	20.7	18.9	19.1	19.0	0	20.7
		3	0	19.2	18.9	19.0	0	20.7	19.2	18.9	19.0	0	20.7
		3	1	19.2	19.0	19.1	0	20.7	19.2	19.0	19.1	0	20.7
		3	3	19.2	19.0	19.0	0	20.7	19.2	19.0	19.0	0	20.7
		6	0	19.0	18.9	18.9	0	20.7	19.0	18.9	18.9	0	20.7
	64QAM	1	0	19.3	19.4	19.4	0	20.7	19.3	19.4	19.4	0	20.7
		1	3	19.4	19.5	19.4	0	20.7	19.4	19.5	19.4	0	20.7
		1	5	19.3	19.4	19.3	0	20.7	19.3	19.4	19.3	0	20.7
		3	0	19.4	19.4	19.4	0	20.7	19.4	19.4	19.4	0	20.7
		3	1	19.4	19.4	19.4	0	20.7	19.4	19.4	19.4	0	20.7
		3	3	19.4	19.4	19.4	0	20.7	19.4	19.4	19.4	0	20.7
		6	0	19.3	19.4	19.4	0	20.7	19.3	19.4	19.4	0	20.7
	256QAM	1	0	19.4	19.5	19.4	0	20.7	19.4	19.5	19.4	0	20.7
		1	3	19.3	19.4	19.3	0	20.7	19.3	19.4	19.3	0	20.7
		1	5	19.3	19.4	19.3	0	20.7	19.3	19.4	19.3	0	20.7
		3	0	19.4	19.4	19.4	0	20.7	19.4	19.4	19.4	0	20.7
		3	1	19.4	19.4	19.4	0	20.7	19.4	19.4	19.4	0	20.7
		3	3	19.4	19.4	19.4	0	20.7	19.4	19.4	19.4	0	20.7
		6	0	19.4	19.4	19.4	0	20.7	19.4	19.4	19.4	0	20.7

This report shall not be reproduced without the written approval of UL Verification Services Inc.

LTE Band 53 Measured Results (ANT4)

BW (MHz)	Mode	RB Allocation	RB Offset	Mode A Power (dBm)			Mode B Power (dBm)		
				60197 2489.2 MHz	MPR	Tune-up Limit	60197 2489.2 MHz	MPR	Tune-up Limit
10	QPSK	1	0	18.8	0	20.7	19.3	0	20.7
		1	25	18.9	0	20.7	19.4	0	20.7
		1	49	18.8	0	20.7	19.4	0	20.7
		25	0	18.9	0	20.7	19.3	0	20.7
		25	12	18.8	0	20.7	19.3	0	20.7
		25	25	18.8	0	20.7	19.3	0	20.7
		50	0	18.9	0	20.7	19.3	0	20.7
	16QAM	1	0	18.9	0	20.7	19.4	0	20.7
		1	25	18.9	0	20.7	19.5	0	20.7
		1	49	18.9	0	20.7	19.4	0	20.7
		25	0	18.8	0	20.7	19.3	0	20.7
		25	12	18.7	0	20.7	19.2	0	20.7
		25	25	18.8	0	20.7	19.2	0	20.7
		50	0	18.8	0	20.7	19.3	0	20.7
	64QAM	1	0	18.7	0	20.7	19.4	0	20.7
		1	25	18.8	0	20.7	19.4	0	20.7
		1	49	18.8	0	20.7	19.4	0	20.7
		25	0	18.7	0	20.7	19.3	0	20.7
		25	12	18.7	0	20.7	19.3	0	20.7
		25	25	18.7	0	20.7	19.3	0	20.7
		50	0	18.7	0	20.7	19.3	0	20.7
	256QAM	1	0	18.7	0	20.7	18.7	0	20.7
		1	25	18.7	0	20.7	18.7	0	20.7
		1	49	18.7	0	20.7	18.7	0	20.7
		25	0	18.7	0	20.7	19.0	0	20.7
		25	12	18.7	0	20.7	19.0	0	20.7
		25	25	18.7	0	20.7	19.0	0	20.7
		50	0	18.7	0	20.7	19.0	0	20.7

BW (MHz)	Mode	RB Allocation	RB Offset	Mode A Power (dBm)			Mode B Power (dBm)		
				60197 2489.2 MHz	MPR	Tune-up Limit	60197 2489.2 MHz	MPR	Tune-up Limit
5	QPSK	1	0	18.9	0	20.7	19.4	0	20.7
		1	12	18.8	0	20.7	19.3	0	20.7
		1	24	18.8	0	20.7	19.3	0	20.7
		12	0	18.8	0	20.7	19.2	0	20.7
		12	7	18.8	0	20.7	19.2	0	20.7
		12	13	18.8	0	20.7	19.2	0	20.7
		25	0	18.8	0	20.7	19.2	0	20.7
	16QAM	1	0	18.9	0	20.7	19.4	0	20.7
		1	12	18.9	0	20.7	19.4	0	20.7
		1	24	18.9	0	20.7	19.4	0	20.7
		12	0	18.7	0	20.7	19.2	0	20.7
		12	7	18.7	0	20.7	19.2	0	20.7
		12	13	18.7	0	20.7	19.2	0	20.7
		25	0	18.7	0	20.7	19.2	0	20.7
	64QAM	1	0	19.0	0	20.7	19.5	0	20.7
		1	12	18.9	0	20.7	19.4	0	20.7
		1	24	18.9	0	20.7	19.3	0	20.7
		12	0	18.8	0	20.7	19.2	0	20.7
		12	7	18.8	0	20.7	19.2	0	20.7
		12	13	18.8	0	20.7	19.2	0	20.7
		25	0	18.8	0	20.7	19.2	0	20.7
	256QAM	1	0	18.7	0	20.7	18.7	0	20.7
		1	12	18.7	0	20.7	18.7	0	20.7
		1	24	18.7	0	20.7	18.7	0	20.7
		12	0	18.7	0	20.7	19.0	0	20.7
		12	7	18.7	0	20.7	19.0	0	20.7
		12	13	18.7	0	20.7	19.0	0	20.7
		25	0	18.7	0	20.7	19.0	0	20.7

This report shall not be reproduced without the written approval of UL Verification Services Inc.

LTE Band 53 Measured Results (ANT4) (continued)

BW (MHz)	Mode	RB Allocation	RB Offset	Mode A Power (dBm)			MPR	Tune-up Limit	Mode B Power (dBm)			MPR	Tune-up Limit
				60155	60197	60240			60155	60197	60240		
				2485 MHz	2489.2 MHz	2493.5 MHz			2485 MHz	2489.2 MHz	2493.5 MHz		
3	QPSK	1	0	18.7	18.7	18.7	0	20.7	19.1	19.1	19.0	0	20.7
		1	8	18.8	18.8	18.8	0	20.7	19.3	19.2	19.3	0	20.7
		1	14	18.7	18.7	18.7	0	20.7	19.2	19.2	19.1	0	20.7
		8	0	18.7	18.7	18.7	0	20.7	19.2	19.1	19.2	0	20.7
		8	4	18.7	18.7	18.7	0	20.7	19.2	19.2	19.2	0	20.7
		8	7	18.7	18.7	18.7	0	20.7	19.2	19.1	19.2	0	20.7
		15	0	18.7	18.7	18.7	0	20.7	19.1	19.1	19.1	0	20.7
	16QAM	1	0	18.8	18.7	18.7	0	20.7	19.1	19.2	19.2	0	20.7
		1	8	18.9	18.8	18.8	0	20.7	19.3	19.3	19.4	0	20.7
		1	14	18.8	18.7	18.7	0	20.7	19.1	19.2	19.2	0	20.7
		8	0	18.7	18.7	18.7	0	20.7	19.0	19.1	19.1	0	20.7
		8	4	18.7	18.7	18.7	0	20.7	19.1	19.1	19.1	0	20.7
		8	7	18.7	18.7	18.7	0	20.7	19.1	19.2	19.1	0	20.7
		15	0	18.7	18.7	18.7	0	20.7	19.0	19.1	19.1	0	20.7
	64QAM	1	0	18.7	18.7	18.7	0	20.7	19.1	19.1	19.0	0	20.7
		1	8	18.8	18.8	18.7	0	20.7	19.2	19.2	19.2	0	20.7
		1	14	18.7	18.7	18.7	0	20.7	19.1	19.1	19.0	0	20.7
		8	0	18.7	18.7	18.7	0	20.7	19.1	19.1	19.1	0	20.7
		8	4	18.8	18.7	18.7	0	20.7	19.2	19.2	19.1	0	20.7
		8	7	18.8	18.7	18.7	0	20.7	19.2	19.2	19.1	0	20.7
		15	0	18.7	18.7	18.7	0	20.7	19.1	19.1	19.1	0	20.7
	256QAM	1	0	18.7	18.7	18.7	0	20.7	18.7	18.7	18.7	0	20.7
		1	8	18.7	18.7	18.7	0	20.7	18.7	18.7	18.7	0	20.7
		1	14	18.7	18.7	18.7	0	20.7	18.7	18.7	18.7	0	20.7
		8	0	18.7	18.7	18.7	0	20.7	18.9	18.9	18.9	0	20.7
		8	4	18.8	18.7	18.7	0	20.7	19.0	19.0	18.9	0	20.7
		8	7	18.7	18.7	18.7	0	20.7	19.0	19.0	18.9	0	20.7
		15	0	18.7	18.7	18.7	0	20.7	18.9	18.9	18.9	0	20.7

BW (MHz)	Mode	RB Allocation	RB Offset	Mode A Power (dBm)			MPR	Tune-up Limit	Mode B Power (dBm)			MPR	Tune-up Limit
				60147	60197	60248			60147	60197	60248		
				2484.2 MHz	2489.2 MHz	2494.3 MHz			2484.2 MHz	2489.2 MHz	2494.3 MHz		
1.4	QPSK	1	0	18.7	18.7	18.7	0	20.7	19.0	18.9	19.0	0	20.7
		1	3	18.8	18.7	18.7	0	20.7	19.2	19.1	19.1	0	20.7
		1	5	18.7	18.7	18.7	0	20.7	18.9	18.9	19.0	0	20.7
		3	0	18.7	18.7	18.7	0	20.7	19.0	19.0	19.0	0	20.7
		3	1	18.7	18.7	18.7	0	20.7	19.1	19.0	19.1	0	20.7
		3	3	18.7	18.7	18.7	0	20.7	19.0	19.0	19.0	0	20.7
		6	0	18.7	18.7	18.7	0	20.7	19.0	19.0	19.0	0	20.7
	16QAM	1	0	18.7	18.7	18.7	0	20.7	18.9	18.9	19.0	0	20.7
		1	3	18.9	18.8	18.9	0	20.7	19.2	19.1	19.5	0	20.7
		1	5	18.8	18.7	18.8	0	20.7	19.0	19.1	19.1	0	20.7
		3	0	18.7	18.7	18.7	0	20.7	19.2	19.1	19.1	0	20.7
		3	1	18.8	18.7	18.8	0	20.7	19.1	19.2	19.2	0	20.7
		3	3	18.7	18.7	18.7	0	20.7	19.0	19.1	19.1	0	20.7
		6	0	18.7	18.7	18.7	0	20.7	19.0	19.0	19.0	0	20.7
	64QAM	1	0	19.9	18.7	18.7	0	20.7	19.0	18.9	19.0	0	20.7
		1	3	19.4	18.9	18.9	0	20.7	19.2	18.9	19.2	0	20.7
		1	5	19.5	18.7	18.7	0	20.7	19.0	18.9	19.0	0	20.7
		3	0	19.3	18.7	18.7	0	20.7	19.0	19.0	19.1	0	20.7
		3	1	19.4	18.7	18.7	0	20.7	19.1	19.1	19.2	0	20.7
		3	3	19.4	18.7	18.7	0	20.7	19.1	19.0	19.0	0	20.7
		6	0	19.2	18.7	18.7	0	20.7	19.0	19.0	19.1	0	20.7
	256QAM	1	0	18.7	18.7	18.7	0	20.7	18.7	18.7	18.7	0	20.7
		1	3	18.7	18.7	18.7	0	20.7	18.7	18.7	18.7	0	20.7
		1	5	18.7	18.7	18.7	0	20.7	18.7	18.7	18.7	0	20.7
		3	0	18.7	18.7	18.7	0	20.7	18.9	18.8	18.9	0	20.7
		3	1	18.8	18.7	18.8	0	20.7	18.9	18.8	18.9	0	20.7
		3	3	18.7	18.7	18.7	0	20.7	18.9	18.8	18.9	0	20.7
		6	0	18.7	18.7	18.7	0	20.7	18.8	18.8	18.8	0	20.7

This report shall not be reproduced without the written approval of UL Verification Services Inc.

LTE Band 66 Measured Results (ANT1)

BW (MHz)	Mode	RB Allocation	RB Offset	Mode A Power (dBm)					Mode B Power (dBm)				
				132072	132322	132572	MPR	Tune-up Limit	132072	132322	132572	MPR	Tune-up Limit
				1720 MHz	1745 MHz	1770 MHz			1720 MHz	1745 MHz	1770 MHz		
20	QPSK	1	0	24.1	24.2	24.1	0	25.7	21.2	21.2	21.1	0	22.7
		1	49	24.3	24.5	24.4	0	25.7	21.3	21.6	21.4	0	22.7
		1	99	24.1	24.4	24.4	0	25.7	21.1	21.5	21.1	0	22.7
		50	0	24.3	24.3	24.4	1	24.7	21.3	21.4	21.3	0	22.7
		50	24	24.4	24.4	24.4	1	24.7	21.4	21.4	21.4	0	22.7
		50	50	24.4	24.5	24.5	1	24.7	21.4	21.6	21.4	0	22.7
		100	0	24.5	24.5	24.5	1	24.7	21.5	21.5	21.5	0	22.7
	16QAM	1	0	23.3	23.4	23.3	1	24.7	21.4	21.3	21.3	0	22.7
		1	49	23.2	23.2	23.4	1	24.7	21.3	21.2	21.2	0	22.7
		1	99	23.2	23.4	23.4	1	24.7	21.3	21.3	21.3	0	22.7
		50	0	22.4	22.3	22.3	2	23.7	21.4	21.3	21.3	0	22.7
		50	24	22.3	22.3	22.3	2	23.7	21.3	21.4	21.2	0	22.7
		50	50	22.2	22.4	22.3	2	23.7	21.2	21.4	21.3	0	22.7
		100	0	22.2	22.2	22.3	2	23.7	21.3	21.3	21.3	0	22.7
	64QAM	1	0	22.3	22.3	22.4	2	23.7	21.3	21.4	21.4	0	22.7
		1	49	22.3	22.3	22.3	2	23.7	21.2	21.2	21.3	0	22.7
		1	99	22.3	22.2	22.4	2	23.7	21.3	21.3	21.3	0	22.7
		50	0	21.2	21.2	21.2	3	22.7	21.3	21.3	21.3	0	22.7
		50	24	21.4	21.4	21.3	3	22.7	21.3	21.4	21.4	0	22.7
		50	50	21.4	21.3	21.4	3	22.7	21.4	21.2	21.3	0	22.7
		100	0	21.4	21.3	21.3	3	22.7	21.4	21.4	21.3	0	22.7
	256QAM	1	0	19.2	19.4	19.3	5	20.7	19.4	19.3	19.3	2	20.7
		1	49	19.4	19.4	19.3	5	20.7	19.3	19.2	19.4	2	20.7
		1	99	19.3	19.2	19.2	5	20.7	19.4	19.4	19.2	2	20.7
		50	0	19.4	19.4	19.4	5	20.7	19.4	19.4	19.2	2	20.7
		50	24	19.3	19.3	19.3	5	20.7	19.3	19.4	19.4	2	20.7
		50	50	19.2	19.3	19.2	5	20.7	19.3	19.2	19.2	2	20.7
		100	0	19.3	19.2	19.3	5	20.7	19.3	19.4	19.2	2	20.7

BW (MHz)	Mode	RB Allocation	RB Offset	Mode A Power (dBm)					Mode B Power (dBm)				
				132047	132322	132597	MPR	Tune-up Limit	132047	132322	132597	MPR	Tune-up Limit
				1717.5 MHz	1745 MHz	1772.5 MHz			1717.5 MHz	1745 MHz	1772.5 MHz		
15	QPSK	1	0	24.3	24.2	24.2	0	25.7	21.4	21.4	21.3	0	22.7
		1	37	24.3	24.3	24.2	0	25.7	21.4	21.3	21.2	0	22.7
		1	74	24.2	24.4	24.4	0	25.7	21.2	21.3	21.4	0	22.7
		36	0	23.3	23.2	23.2	1	24.7	21.3	21.2	21.3	0	22.7
		36	20	23.3	23.4	23.2	1	24.7	21.3	21.3	21.3	0	22.7
		36	39	23.2	23.3	23.3	1	24.7	21.4	21.3	21.2	0	22.7
		75	0	23.4	23.4	23.2	1	24.7	21.4	21.3	21.2	0	22.7
	16QAM	1	0	23.3	23.3	23.3	1	24.7	21.4	21.3	21.3	0	22.7
		1	37	23.3	23.4	23.3	1	24.7	21.3	21.2	21.2	0	22.7
		1	74	23.4	23.2	23.3	1	24.7	21.3	21.3	21.3	0	22.7
		36	0	22.3	22.4	22.4	2	23.7	21.4	21.3	21.3	0	22.7
		36	20	22.4	22.4	22.4	2	23.7	21.3	21.4	21.2	0	22.7
		36	39	22.3	22.2	22.3	2	23.7	21.2	21.4	21.3	0	22.7
		75	0	22.4	22.3	22.2	2	23.7	21.3	21.3	21.3	0	22.7
	64QAM	1	0	22.2	22.3	22.3	2	23.7	21.3	21.4	21.4	0	22.7
		1	37	22.4	22.3	22.4	2	23.7	21.2	21.2	21.3	0	22.7
		1	74	22.3	22.3	22.4	2	23.7	21.3	21.3	21.3	0	22.7
		36	0	21.3	21.3	21.3	3	22.7	21.3	21.3	21.3	0	22.7
		36	20	21.2	21.3	21.4	3	22.7	21.3	21.4	21.4	0	22.7
		36	39	21.3	21.4	21.4	3	22.7	21.4	21.2	21.3	0	22.7
		75	0	21.3	21.4	21.3	3	22.7	21.4	21.4	21.3	0	22.7
	256QAM	1	0	19.3	19.4	19.4	5	20.7	19.4	19.3	19.3	2	20.7
		1	37	19.2	19.2	19.3	5	20.7	19.3	19.2	19.4	2	20.7
		1	74	19.3	19.4	19.3	5	20.7	19.4	19.4	19.2	2	20.7
		36	0	19.4	19.3	19.3	5	20.7	19.4	19.4	19.2	2	20.7
		36	20	19.3	19.3	19.3	5	20.7	19.3	19.4	19.4	2	20.7
		36	39	19.3	19.3	19.3	5	20.7	19.3	19.2	19.2	2	20.7
		75	0	19.4	19.2	19.4	5	20.7	19.3	19.4	19.2	2	20.7

This report shall not be reproduced without the written approval of UL Verification Services Inc.

LTE Band 66 Measured Results (ANT1) (continued)

BW (MHz)	Mode	RB Allocation	RB Offset	Mode A Power (dBm)					Mode B Power (dBm)				
				132022	132322	132622	MPR	Tune-up Limit	132022	132322	132622	MPR	Tune-up Limit
				1715 MHz	1745 MHz	1775 MHz			1715 MHz	1745 MHz	1775 MHz		
10	QPSK	1	0	24.3	24.4	24.4	0	25.7	21.3	21.3	21.3	0	22.7
		1	25	24.3	24.2	24.3	0	25.7	21.4	21.4	21.3	0	22.7
		1	49	24.3	24.4	24.2	0	25.7	21.2	21.3	21.4	0	22.7
		25	0	23.4	23.3	23.2	1	24.7	21.2	21.3	21.4	0	22.7
		25	12	23.4	23.3	23.2	1	24.7	21.3	21.3	21.4	0	22.7
		25	25	23.3	23.3	23.3	1	24.7	21.3	21.2	21.3	0	22.7
		50	0	23.3	23.4	23.4	1	24.7	21.4	21.3	21.2	0	22.7
	16QAM	1	0	23.4	23.3	23.3	1	24.7	21.4	21.3	21.2	0	22.7
		1	25	23.4	23.4	23.4	1	24.7	21.2	21.2	21.2	0	22.7
		1	49	23.2	23.3	23.3	1	24.7	21.3	21.2	21.3	0	22.7
		25	0	22.2	22.4	22.4	2	23.7	21.4	21.4	21.3	0	22.7
		25	12	22.3	22.2	22.3	2	23.7	21.2	21.3	21.3	0	22.7
		25	25	22.4	22.2	22.2	2	23.7	21.3	21.4	21.3	0	22.7
		50	0	22.3	22.4	22.3	2	23.7	21.2	21.4	21.3	0	22.7
	64QAM	1	0	22.3	22.4	22.2	2	23.7	21.3	21.3	21.3	0	22.7
		1	25	22.3	22.3	22.4	2	23.7	21.4	21.4	21.2	0	22.7
		1	49	22.4	22.3	22.3	2	23.7	21.4	21.3	21.3	0	22.7
		25	0	21.3	21.4	21.3	3	22.7	21.2	21.4	21.3	0	22.7
		25	12	21.4	21.3	21.3	3	22.7	21.3	21.4	21.3	0	22.7
		25	25	21.2	21.3	21.3	3	22.7	21.3	21.4	21.3	0	22.7
		50	0	21.3	21.2	21.3	3	22.7	21.2	21.3	21.3	0	22.7
	256QAM	1	0	19.3	19.4	19.2	5	20.7	19.3	19.4	19.2	2	20.7
		1	25	19.4	19.3	19.2	5	20.7	19.4	19.4	19.3	2	20.7
		1	49	19.4	19.3	19.3	5	20.7	19.3	19.3	19.3	2	20.7
		25	0	19.4	19.4	19.4	5	20.7	19.4	19.4	19.2	2	20.7
		25	12	19.3	19.2	19.2	5	20.7	19.4	19.4	19.3	2	20.7
		25	25	19.4	19.4	19.3	5	20.7	19.3	19.3	19.4	2	20.7
		50	0	19.2	19.2	19.3	5	20.7	19.3	19.3	19.3	2	20.7

BW (MHz)	Mode	RB Allocation	RB Offset	Mode A Power (dBm)					Mode B Power (dBm)				
				131997	132322	132647	MPR	Tune-up Limit	131997	132322	132647	MPR	Tune-up Limit
				1712.5 MHz	1745 MHz	1777.5 MHz			1712.5 MHz	1745 MHz	1777.5 MHz		
5	QPSK	1	0	24.3	24.4	24.3	0	25.7	21.3	21.4	21.3	0	22.7
		1	12	24.4	24.3	24.4	0	25.7	21.4	21.2	21.3	0	22.7
		1	24	24.4	24.3	24.3	0	25.7	21.4	21.3	21.3	0	22.7
		12	0	23.3	23.4	23.3	1	24.7	21.3	21.4	21.4	0	22.7
		12	7	23.2	23.4	23.2	1	24.7	21.2	21.3	21.3	0	22.7
		12	13	23.4	23.3	23.3	1	24.7	21.4	21.4	21.3	0	22.7
		25	0	23.4	23.3	23.2	1	24.7	21.4	21.3	21.3	0	22.7
	16QAM	1	0	23.3	23.4	23.3	1	24.7	21.3	21.3	21.3	0	22.7
		1	12	23.4	23.3	23.3	1	24.7	21.2	21.2	21.3	0	22.7
		1	24	23.3	23.3	23.3	1	24.7	21.2	21.4	21.4	0	22.7
		12	0	22.3	22.4	22.3	2	23.7	21.4	21.4	21.2	0	22.7
		12	7	22.4	22.3	22.3	2	23.7	21.3	21.2	21.3	0	22.7
		12	13	22.3	22.2	22.3	2	23.7	21.2	21.3	21.2	0	22.7
		25	0	22.2	22.4	22.3	2	23.7	21.2	21.4	21.2	0	22.7
	64QAM	1	0	22.3	22.3	22.4	2	23.7	21.4	21.4	21.3	0	22.7
		1	12	22.3	22.2	22.4	2	23.7	21.4	21.3	21.3	0	22.7
		1	24	22.2	22.3	22.3	2	23.7	21.3	21.3	21.2	0	22.7
		12	0	21.4	21.3	21.4	3	22.7	21.4	21.4	21.4	0	22.7
		12	7	21.3	21.3	21.3	3	22.7	21.4	21.3	21.4	0	22.7
		12	13	21.4	21.3	21.3	3	22.7	21.3	21.3	21.3	0	22.7
		25	0	21.2	21.4	21.2	3	22.7	21.3	21.3	21.2	0	22.7
	256QAM	1	0	19.3	19.4	19.3	5	20.7	19.3	19.3	19.4	2	20.7
		1	12	19.3	19.3	19.3	5	20.7	19.4	19.3	19.3	2	20.7
		1	24	19.3	19.4	19.4	5	20.7	19.3	19.4	19.3	2	20.7
		12	0	19.3	19.3	19.4	5	20.7	19.3	19.4	19.3	2	20.7
		12	7	19.3	19.4	19.3	5	20.7	19.4	19.3	19.3	2	20.7
		12	13	19.4	19.3	19.2	5	20.7	19.2	19.3	19.2	2	20.7
		25	0	19.3	19.3	19.4	5	20.7	19.3	19.4	19.3	2	20.7

This report shall not be reproduced without the written approval of UL Verification Services Inc.

LTE Band 66 Measured Results (ANT1) (continued)

BW (MHz)	Mode	RB Allocation	RB Offset	Mode A Power (dBm)					Mode B Power (dBm)				
				131987	132322	132657	MPR	Tune-up Limit	131987	132322	132657	MPR	Tune-up Limit
				1711.5 MHz	1745 MHz	1778.5 MHz			1711.5 MHz	1745 MHz	1778.5 MHz		
3	QPSK	1	0	24.3	24.3	24.2	0	25.7	21.2	21.3	21.2	0	22.7
		1	8	24.3	24.3	24.3	0	25.7	21.3	21.4	21.2	0	22.7
		1	14	24.4	24.2	24.3	0	25.7	21.3	21.3	21.3	0	22.7
		8	0	23.3	23.4	23.4	1	24.7	21.3	21.2	21.3	0	22.7
		8	4	23.3	23.4	23.3	1	24.7	21.3	21.3	21.3	0	22.7
		8	7	23.3	23.4	23.4	1	24.7	21.2	21.3	21.2	0	22.7
		15	0	23.2	23.3	23.2	1	24.7	21.3	21.3	21.3	0	22.7
	16QAM	1	0	23.3	23.4	23.4	1	24.7	21.4	21.3	21.4	0	22.7
		1	8	23.3	23.3	23.3	1	24.7	21.4	21.3	21.3	0	22.7
		1	14	23.3	23.3	23.3	1	24.7	21.4	21.2	21.4	0	22.7
		8	0	22.3	22.3	22.4	2	23.7	21.4	21.4	21.2	0	22.7
		8	4	22.4	22.3	22.3	2	23.7	21.3	21.2	21.3	0	22.7
		8	7	22.4	22.3	22.4	2	23.7	21.3	21.2	21.2	0	22.7
		15	0	22.3	22.4	22.4	2	23.7	21.4	21.3	21.3	0	22.7
	64QAM	1	0	22.2	22.3	22.2	2	23.7	21.4	21.3	21.4	0	22.7
		1	8	22.3	22.3	22.4	2	23.7	21.3	21.3	21.4	0	22.7
		1	14	22.3	22.2	22.3	2	23.7	21.3	21.4	21.2	0	22.7
		8	0	21.3	21.3	21.2	3	22.7	21.3	21.3	21.4	0	22.7
		8	4	21.2	21.3	21.4	3	22.7	21.3	21.3	21.4	0	22.7
		8	7	21.3	21.3	21.4	3	22.7	21.3	21.3	21.4	0	22.7
		15	0	21.3	21.4	21.3	3	22.7	21.3	21.4	21.3	0	22.7
	256QAM	1	0	19.2	19.4	19.4	5	20.7	19.3	19.4	19.3	2	20.7
		1	8	19.3	19.3	19.4	5	20.7	19.4	19.3	19.3	2	20.7
		1	14	19.4	19.2	19.2	5	20.7	19.3	19.4	19.3	2	20.7
		8	0	19.4	19.4	19.4	5	20.7	19.4	19.2	19.3	2	20.7
		8	4	19.4	19.3	19.3	5	20.7	19.4	19.2	19.3	2	20.7
		8	7	19.4	19.2	19.2	5	20.7	19.3	19.3	19.2	2	20.7
		15	0	19.4	19.2	19.3	5	20.7	19.3	19.4	19.2	2	20.7

BW (MHz)	Mode	RB Allocation	RB Offset	Mode A Power (dBm)					Mode B Power (dBm)				
				131979	132322	132665	MPR	Tune-up Limit	131979	132322	132665	MPR	Tune-up Limit
				1710.7 MHz	1745 MHz	1779.3 MHz			1710.7 MHz	1745 MHz	1779.3 MHz		
1.4	QPSK	1	0	24.3	24.2	24.2	0	25.7	21.3	21.3	21.2	0	22.7
		1	3	24.2	24.3	24.3	0	25.7	21.4	21.3	21.4	0	22.7
		1	5	24.3	24.2	24.3	0	25.7	21.2	21.3	21.3	0	22.7
		3	0	24.3	24.2	24.2	0	25.7	21.4	21.3	21.4	0	22.7
		3	1	24.2	24.3	24.3	0	25.7	21.4	21.2	21.2	0	22.7
		3	3	24.3	24.2	24.3	0	25.7	21.2	21.3	21.2	0	22.7
		6	0	23.3	23.4	23.3	1	24.7	21.4	21.3	21.3	0	22.7
	16QAM	1	0	23.3	23.4	23.3	1	24.7	21.2	21.3	21.3	0	22.7
		1	3	23.2	23.2	23.4	1	24.7	21.2	21.4	21.3	0	22.7
		1	5	23.2	23.4	23.4	1	24.7	21.2	21.4	21.4	0	22.7
		3	0	23.3	23.4	23.3	1	24.7	21.3	21.3	21.3	0	22.7
		3	1	23.2	23.2	23.4	1	24.7	21.3	21.3	21.3	0	22.7
		3	3	23.2	23.4	23.4	1	24.7	21.3	21.3	21.3	0	22.7
		6	0	22.2	22.2	22.3	2	23.7	21.3	21.3	21.3	0	22.7
	64QAM	1	0	22.3	22.3	22.4	2	23.7	21.4	21.4	21.4	0	22.7
		1	3	22.3	22.3	22.3	2	23.7	21.3	21.3	21.3	0	22.7
		1	5	22.3	22.2	22.4	2	23.7	21.4	21.4	21.4	0	22.7
		3	0	22.3	22.3	22.4	2	23.7	21.4	21.2	21.2	0	22.7
		3	1	22.3	22.3	22.3	2	23.7	21.4	21.4	21.2	0	22.7
		3	3	22.3	22.2	22.4	2	23.7	21.4	21.3	21.2	0	22.7
		6	0	21.4	21.3	21.3	3	22.7	21.3	21.4	21.4	0	22.7
	256QAM	1	0	19.2	19.4	19.3	5	20.7	19.4	19.4	19.2	2	20.7
		1	3	19.4	19.4	19.3	5	20.7	19.2	19.4	19.2	2	20.7
		1	5	19.3	19.2	19.2	5	20.7	19.3	19.3	19.3	2	20.7
		3	0	19.4	19.4	19.4	5	20.7	19.3	19.3	19.3	2	20.7
		3	1	19.3	19.3	19.3	5	20.7	19.2	19.3	19.3	2	20.7
		3	3	19.2	19.3	19.2	5	20.7	19.2	19.2	19.2	2	20.7
		6	0	19.3	19.2	19.3	5	20.7	19.4	19.4	19.3	2	20.7

This report shall not be reproduced without the written approval of UL Verification Services Inc.

LTE Band 66 Measured Results (ANT2)

BW (MHz)	Mode	RB Allocation	RB Offset	Mode A Power (dBm)					Mode B Power (dBm)				
				132072	132322	132572	MPR	Tune-up Limit	132072	132322	132572	MPR	Tune-up Limit
				1720 MHz	1745 MHz	1770 MHz			1720 MHz	1745 MHz	1770 MHz		
20	QPSK	1	0	20.6	20.7	20.6	0	21.5	23.0	23.0	23.0	0	24.9
		1	49	20.8	20.8	20.8	0	21.5	23.1	23.1	23.1	0	24.9
		1	99	20.7	20.6	20.4	0	21.5	23.0	23.0	23.0	0	24.9
		50	0	20.8	20.8	20.8	0	21.5	22.9	22.9	23.0	0.2	24.7
		50	24	20.8	20.8	20.7	0	21.5	22.9	22.9	22.9	0.2	24.7
		50	50	20.8	20.8	20.6	0	21.5	23.0	23.0	22.9	0.2	24.7
		100	0	20.9	20.9	20.8	0	21.5	23.0	23.2	23.0	0.2	24.7
	16QAM	1	0	21.1	21.0	21.0	0	21.5	23.2	23.2	23.3	0.2	24.7
		1	49	21.2	21.2	21.1	0	21.5	23.3	23.4	23.4	0.2	24.7
		1	99	21.1	21.0	20.8	0	21.5	23.2	23.3	23.0	0.2	24.7
		50	0	21.0	21.0	21.0	0	21.5	23.2	23.2	23.2	1.2	23.7
		50	24	20.9	20.9	20.9	0	21.5	23.1	23.1	23.1	1.2	23.7
		50	50	21.0	21.0	20.8	0	21.5	23.2	23.2	23.0	1.2	23.7
		100	0	21.0	21.0	21.0	0	21.5	23.2	23.2	23.2	1.2	23.7
	64QAM	1	0	21.1	21.3	21.2	0	21.5	23.3	23.3	23.3	1.2	23.7
		1	49	21.3	21.3	21.2	0	21.5	23.3	23.4	23.4	1.2	23.7
		1	99	21.2	21.2	21.0	0	21.5	23.4	23.3	23.2	1.2	23.7
		50	0	21.0	21.0	21.1	0	21.5	22.7	22.7	22.7	2.2	22.7
		50	24	21.0	21.0	21.0	0	21.5	22.7	22.7	22.7	2.2	22.7
		50	50	21.0	21.1	20.9	0	21.5	22.7	22.7	22.7	2.2	22.7
		100	0	21.0	21.1	21.0	0	21.5	22.7	22.7	22.7	2.2	22.7
	256QAM	1	0	20.7	20.7	20.6	0.8	20.7	20.7	20.7	20.7	4.2	20.7
		1	49	20.7	20.7	20.7	0.8	20.7	20.7	20.7	20.7	4.2	20.7
		1	99	20.7	20.6	20.5	0.8	20.7	20.7	20.7	20.6	4.2	20.7
		50	0	20.7	20.7	20.7	0.8	20.7	20.7	20.7	20.7	4.2	20.7
		50	24	20.7	20.7	20.7	0.8	20.7	20.7	20.7	20.7	4.2	20.7
		50	50	20.7	20.7	20.7	0.8	20.7	20.7	20.7	20.7	4.2	20.7
		100	0	20.7	20.7	20.7	0.8	20.7	20.7	20.7	20.7	4.2	20.7

BW (MHz)	Mode	RB Allocation	RB Offset	Mode A Power (dBm)					Mode B Power (dBm)				
				132047	132322	132597	MPR	Tune-up Limit	132047	132322	132597	MPR	Tune-up Limit
				1717.5 MHz	1745 MHz	1772.5 MHz			1717.5 MHz	1745 MHz	1772.5 MHz		
15	QPSK	1	0	21.0	21.0	21.1	0	21.5	23.0	23.2	23.2	0	24.9
		1	37	21.1	21.0	21.0	0	21.5	23.2	23.1	23.1	0	24.9
		1	74	21.0	21.0	20.8	0	21.5	23.1	23.1	22.9	0	24.9
		36	0	21.0	21.0	21.0	0	21.5	23.1	23.1	23.1	0.2	24.7
		36	20	21.1	21.0	21.0	0	21.5	23.1	23.1	23.1	0.2	24.7
		36	39	21.0	21.0	20.8	0	21.5	23.0	23.1	22.9	0.2	24.7
		75	0	21.1	21.0	21.0	0	21.5	23.1	23.1	23.1	0.2	24.7
	16QAM	1	0	21.2	21.1	21.2	0	21.5	23.1	23.2	23.3	0.2	24.7
		1	37	21.3	21.2	21.1	0	21.5	23.3	23.2	23.3	0.2	24.7
		1	74	21.2	21.2	20.9	0	21.5	23.2	23.2	23.1	0.2	24.7
		36	0	20.9	21.0	20.9	0	21.5	23.0	23.1	23.1	1.2	23.7
		36	20	21.0	21.0	20.9	0	21.5	23.1	23.1	23.0	1.2	23.7
		36	39	20.9	21.0	20.7	0	21.5	23.0	23.1	22.8	1.2	23.7
		75	0	21.0	21.0	20.9	0	21.5	23.1	23.1	23.0	1.2	23.7
	64QAM	1	0	21.3	21.2	21.2	0	21.5	23.4	23.4	23.3	1.2	23.7
		1	37	21.5	21.2	21.1	0	21.5	23.4	23.2	23.2	1.2	23.7
		1	74	21.5	21.2	21.1	0	21.5	23.5	23.3	23.1	1.2	23.7
		36	0	21.0	21.1	21.0	0	21.5	22.7	22.7	22.7	2.2	22.7
		36	20	21.1	21.0	21.0	0	21.5	22.7	22.7	22.7	2.2	22.7
		36	39	21.0	21.1	20.8	0	21.5	22.7	22.7	22.7	2.2	22.7
		75	0	21.1	21.0	21.0	0	21.5	22.7	22.7	22.7	2.2	22.7
	256QAM	1	0	20.7	20.7	20.7	0.8	20.7	20.7	20.7	20.7	4.2	20.7
		1	37	20.7	20.6	20.7	0.8	20.7	20.7	20.7	20.7	4.2	20.7
		1	74	20.7	20.7	20.7	0.8	20.7	20.7	20.7	20.7	4.2	20.7
		36	0	20.7	20.7	20.7	0.8	20.7	20.7	20.7	20.7	4.2	20.7
		36	20	20.7	20.7	20.7	0.8	20.7	20.7	20.7	20.7	4.2	20.7
		36	39	20.7	20.7	20.7	0.8	20.7	20.7	20.7	20.7	4.2	20.7
		75	0	20.7	20.7	20.7	0.8	20.7	20.7	20.7	20.7	4.2	20.7

This report shall not be reproduced without the written approval of UL Verification Services Inc.

LTE Band 66 Measured Results (ANT2) (continued)

BW (MHz)	Mode	RB Allocation	RB Offset	Mode A Power (dBm)					Mode B Power (dBm)				
				132022	132322	132622	MPR	Tune-up Limit	132022	132322	132622	MPR	Tune-up Limit
				1715 MHz	1745 MHz	1775 MHz			1715 MHz	1745 MHz	1775 MHz		
10	QPSK	1	0	21.1	21.2	21.1	0	21.5	23.2	23.2	23.2	0	24.9
		1	25	21.2	21.2	20.9	0	21.5	23.3	23.2	23.0	0	24.9
		1	49	21.1	21.2	20.9	0	21.5	23.2	23.2	23.0	0	24.9
		25	0	21.1	21.2	21.1	0	21.5	23.2	23.2	23.1	0.2	24.7
		25	12	21.2	21.2	20.9	0	21.5	23.2	23.2	22.9	0.2	24.7
		25	25	21.2	21.1	20.9	0	21.5	23.2	23.2	22.9	0.2	24.7
		50	0	21.2	21.2	21.0	0	21.5	23.3	23.3	23.0	0.2	24.7
	16QAM	1	0	21.3	21.3	21.2	0	21.5	23.3	23.4	23.3	0.2	24.7
		1	25	21.4	21.3	21.1	0	21.5	23.4	23.3	23.1	0.2	24.7
		1	49	21.3	21.2	21.0	0	21.5	23.2	23.3	23.1	0.2	24.7
		25	0	21.1	21.1	21.0	0	21.5	23.1	23.1	23.0	1.2	23.7
		25	12	21.1	21.1	20.9	0	21.5	23.2	23.1	22.9	1.2	23.7
		25	25	21.1	21.1	20.8	0	21.5	23.2	23.1	22.9	1.2	23.7
		50	0	21.2	21.1	20.9	0	21.5	23.2	23.1	22.9	1.2	23.7
	64QAM	1	0	21.3	21.4	21.3	0	21.5	23.5	23.5	23.4	1.2	23.7
		1	25	21.4	21.3	21.1	0	21.5	23.5	23.4	23.2	1.2	23.7
		1	49	21.3	21.4	21.1	0	21.5	23.5	23.4	23.2	1.2	23.7
		25	0	21.1	21.1	21.0	0	21.5	22.7	22.7	22.7	2.2	22.7
		25	12	21.1	21.1	20.9	0	21.5	22.7	22.7	22.7	2.2	22.7
		25	25	21.2	21.1	20.9	0	21.5	22.7	22.7	22.7	2.2	22.7
		50	0	21.2	21.1	20.9	0	21.5	22.7	22.7	22.7	2.2	22.7
	256QAM	1	0	20.7	20.7	20.7	0.8	20.7	20.7	20.7	20.7	4.2	20.7
		1	25	20.7	20.7	20.7	0.8	20.7	20.7	20.7	20.7	4.2	20.7
		1	49	20.7	20.7	20.7	0.8	20.7	20.7	20.7	20.7	4.2	20.7
		25	0	20.7	20.7	20.7	0.8	20.7	20.7	20.7	20.7	4.2	20.7
		25	12	20.7	20.7	20.7	0.8	20.7	20.7	20.7	20.7	4.2	20.7
		25	25	20.7	20.7	20.7	0.8	20.7	20.7	20.7	20.7	4.2	20.7
		50	0	20.7	20.7	20.7	0.8	20.7	20.7	20.7	20.7	4.2	20.7

BW (MHz)	Mode	RB Allocation	RB Offset	Mode A Power (dBm)					Mode B Power (dBm)				
				131997	132322	132647	MPR	Tune-up Limit	131997	132322	132647	MPR	Tune-up Limit
				1712.5 MHz	1745 MHz	1777.5 MHz			1712.5 MHz	1745 MHz	1777.5 MHz		
5	QPSK	1	0	21.2	21.2	20.9	0	21.5	23.2	23.2	23.0	0	24.9
		1	12	21.1	21.1	20.9	0	21.5	23.2	23.2	23.0	0	24.9
		1	24	21.1	21.1	21.0	0	21.5	23.2	23.2	23.1	0	24.9
		12	0	21.1	21.1	20.9	0	21.5	23.2	23.2	22.9	0.2	24.7
		12	7	21.1	21.1	20.9	0	21.5	23.1	23.2	23.0	0.2	24.7
		12	13	21.1	21.1	20.9	0	21.5	23.2	23.2	23.0	0.2	24.7
		25	0	21.1	21.1	20.9	0	21.5	23.2	23.2	23.0	0.2	24.7
	16QAM	1	0	21.3	21.3	21.0	0	21.5	23.3	23.4	23.1	0.2	24.7
		1	12	21.3	21.3	21.0	0	21.5	23.3	23.4	23.2	0.2	24.7
		1	24	21.3	21.3	21.1	0	21.5	23.4	23.4	23.2	0.2	24.7
		12	0	21.1	21.1	20.8	0	21.5	23.1	23.1	22.9	1.2	23.7
		12	7	21.0	21.1	20.9	0	21.5	23.1	23.1	23.0	1.2	23.7
		12	13	21.1	21.0	20.9	0	21.5	23.1	23.1	22.9	1.2	23.7
		25	0	21.1	21.1	20.9	0	21.5	23.1	23.2	23.0	1.2	23.7
	64QAM	1	0	21.4	21.5	21.2	0	21.5	23.5	23.4	23.3	1.2	23.7
		1	12	21.4	21.4	21.3	0	21.5	23.4	23.4	23.3	1.2	23.7
		1	24	21.4	21.4	21.2	0	21.5	23.4	23.4	23.3	1.2	23.7
		12	0	21.1	21.1	20.9	0	21.5	22.7	22.7	22.7	2.2	22.7
		12	7	21.1	21.1	20.9	0	21.5	22.7	22.7	22.7	2.2	22.7
		12	13	21.1	21.1	20.9	0	21.5	22.7	22.7	22.7	2.2	22.7
		25	0	21.1	21.1	20.9	0	21.5	22.7	22.7	22.7	2.2	22.7
	256QAM	1	0	20.7	20.7	20.7	0.8	20.7	20.7	20.7	20.7	4.2	20.7
		1	12	20.7	20.7	20.7	0.8	20.7	20.7	20.7	20.7	4.2	20.7
		1	24	20.7	20.7	20.7	0.8	20.7	20.7	20.7	20.7	4.2	20.7
		12	0	20.7	20.7	20.7	0.8	20.7	20.7	20.7	20.7	4.2	20.7
		12	7	20.7	20.7	20.7	0.8	20.7	20.7	20.7	20.7	4.2	20.7
		12	13	20.7	20.7	20.7	0.8	20.7	20.7	20.7	20.7	4.2	20.7
		25	0	20.7	20.7	20.7	0.8	20.7	20.7	20.7	20.7	4.2	20.7

This report shall not be reproduced without the written approval of UL Verification Services Inc.

LTE Band 66 Measured Results (ANT2) (continued)

BW (MHz)	Mode	RB Allocation	RB Offset	Mode A Power (dBm)					Mode B Power (dBm)				
				131987	132322	132657	MPR	Tune-up Limit	131987	132322	132657	MPR	Tune-up Limit
				1711.5 MHz	1745 MHz	1778.5 MHz			1711.5 MHz	1745 MHz	1778.5 MHz		
3	QPSK	1	0	21.0	21.0	20.7	0	21.5	23.1	23.0	22.9	0	24.9
		1	8	21.1	21.1	21.0	0	21.5	23.2	23.2	23.1	0	24.9
		1	14	21.0	20.9	20.8	0	21.5	23.1	23.0	22.9	0	24.9
		8	0	21.0	21.0	20.8	0	21.5	23.1	23.1	22.9	0.2	24.7
		8	4	21.1	21.1	20.9	0	21.5	23.2	23.2	22.9	0.2	24.7
		8	7	21.1	21.1	20.9	0	21.5	23.2	23.1	23.0	0.2	24.7
		15	0	21.0	21.0	20.9	0	21.5	23.1	23.1	22.9	0.2	24.7
	16QAM	1	0	21.0	21.1	20.9	0	21.5	23.2	23.2	23.0	0.2	24.7
		1	8	21.3	21.2	21.2	0	21.5	23.3	23.3	23.2	0.2	24.7
		1	14	21.1	21.0	21.0	0	21.5	23.1	23.2	23.1	0.2	24.7
		8	0	21.0	21.0	20.8	0	21.5	23.1	23.1	22.9	1.2	23.7
		8	4	21.1	21.1	20.8	0	21.5	23.1	23.1	22.9	1.2	23.7
		8	7	21.0	21.0	20.9	0	21.5	23.1	23.1	23.0	1.2	23.7
		15	0	21.0	21.0	20.8	0	21.5	23.0	23.1	22.9	1.2	23.7
	64QAM	1	0	21.1	21.2	20.8	0	21.5	23.3	23.2	23.0	1.2	23.7
		1	8	21.3	21.2	21.1	0	21.5	23.4	23.4	23.2	1.2	23.7
		1	14	21.2	21.0	20.9	0	21.5	23.2	23.2	23.1	1.2	23.7
		8	0	21.1	21.0	20.8	0	21.5	22.7	22.7	22.7	2.2	22.7
		8	4	21.1	21.1	20.8	0	21.5	22.7	22.7	22.7	2.2	22.7
		8	7	21.1	21.1	20.9	0	21.5	22.7	22.7	22.7	2.2	22.7
		15	0	21.0	21.0	20.8	0	21.5	22.7	22.7	22.7	2.2	22.7
	256QAM	1	0	20.7	20.7	20.6	0.8	20.7	20.7	20.7	20.7	4.2	20.7
		1	8	20.7	20.7	20.7	0.8	20.7	20.7	20.7	20.7	4.2	20.7
		1	14	20.7	20.7	20.7	0.8	20.7	20.7	20.7	20.7	4.2	20.7
		8	0	20.7	20.7	20.7	0.8	20.7	20.7	20.7	20.7	4.2	20.7
		8	4	20.7	20.7	20.7	0.8	20.7	20.7	20.7	20.7	4.2	20.7
		8	7	20.7	20.7	20.7	0.8	20.7	20.7	20.7	20.7	4.2	20.7
		15	0	20.7	20.7	20.7	0.8	20.7	20.7	20.7	20.7	4.2	20.7

BW (MHz)	Mode	RB Allocation	RB Offset	Mode A Power (dBm)					Mode B Power (dBm)				
				131979	132322	132665	MPR	Tune-up Limit	131979	132322	132665	MPR	Tune-up Limit
				1710.7 MHz	1745 MHz	1779.3 MHz			1710.7 MHz	1745 MHz	1779.3 MHz		
1.4	QPSK	1	0	20.9	20.9	20.7	0	21.5	23.0	23.0	22.9	0	24.9
		1	3	21.0	21.1	20.9	0	21.5	23.2	23.2	23.0	0	24.9
		1	5	20.9	20.9	20.8	0	21.5	23.0	23.1	22.9	0	24.9
		3	0	20.9	21.0	20.8	0	21.5	23.1	23.0	22.9	0	24.9
		3	1	21.0	21.0	20.9	0	21.5	23.2	23.1	23.0	0	24.9
		3	3	21.0	21.0	20.9	0	21.5	23.2	23.1	23.0	0	24.9
		6	0	21.0	21.0	20.8	0	21.5	23.1	23.1	22.9	0.2	24.7
	16QAM	1	0	21.0	21.0	20.8	0	21.5	23.2	23.2	23.0	0.2	24.7
		1	3	21.2	21.3	21.0	0	21.5	23.3	23.4	23.1	0.2	24.7
		1	5	21.0	21.0	20.9	0	21.5	23.1	23.2	22.9	0.2	24.7
		3	0	21.0	21.1	20.9	0	21.5	23.1	23.2	23.0	0.2	24.7
		3	1	21.1	21.2	21.0	0	21.5	23.2	23.2	23.1	0.2	24.7
		3	3	21.1	21.2	21.0	0	21.5	23.2	23.3	23.1	0.2	24.7
		6	0	21.0	21.0	20.8	0	21.5	23.0	23.1	22.9	1.2	23.7
	64QAM	1	0	21.1	21.1	20.9	0	21.5	23.2	23.3	23.0	1.2	23.7
		1	3	21.3	21.4	21.1	0	21.5	23.4	23.5	23.3	1.2	23.7
		1	5	21.1	21.1	20.9	0	21.5	23.2	23.3	23.0	1.2	23.7
		3	0	21.1	21.1	20.9	0	21.5	23.2	23.2	23.0	1.2	23.7
		3	1	21.1	21.2	21.0	0	21.5	23.2	23.3	23.0	1.2	23.7
		3	3	21.2	21.1	21.0	0	21.5	23.2	23.3	23.0	1.2	23.7
		6	0	21.0	21.0	20.8	0	21.5	22.7	22.7	22.7	2.2	22.7
	256QAM	1	0	20.7	20.7	20.6	0.8	20.7	20.7	20.7	20.7	4.2	20.7
		1	3	20.7	20.7	20.7	0.8	20.7	20.7	20.7	20.7	4.2	20.7
		1	5	20.7	20.7	20.7	0.8	20.7	20.7	20.7	20.7	4.2	20.7
		3	0	20.7	20.7	20.7	0.8	20.7	20.7	20.7	20.7	4.2	20.7
		3	1	20.7	20.7	20.7	0.8	20.7	20.7	20.7	20.7	4.2	20.7
		3	3	20.7	20.7	20.7	0.8	20.7	20.7	20.7	20.7	4.2	20.7
		6	0	20.7	20.7	20.7	0.8	20.7	20.7	20.7	20.7	4.2	20.7

This report shall not be reproduced without the written approval of UL Verification Services Inc.

LTE Band 66 Measured Results (ANT3)

BW (MHz)	Mode	RB Allocation	RB Offset	Mode A Power (dBm)					Mode B Power (dBm)				
				132072	132322	132572	MPR	Tune-up Limit	132072	132322	132572	MPR	Tune-up Limit
				1720 MHz	1745 MHz	1770 MHz			1720 MHz	1745 MHz	1770 MHz		
20	QPSK	1	0	24.1	24.0	24.0	0	25.7	22.1	22.1	22.0	0	22.8
		1	49	24.3	24.3	24.3	0	25.7	22.4	22.4	22.3	0	22.8
		1	99	24.1	24.0	24.1	0	25.7	22.1	22.0	22.2	0	22.8
		50	0	24.4	24.1	24.3	1	24.7	22.3	22.4	22.4	0	22.8
		50	24	24.3	24.3	24.2	1	24.7	22.3	22.3	22.2	0	22.8
		50	50	24.1	24.2	24.2	1	24.7	22.3	22.3	22.3	0	22.8
		100	0	24.3	24.3	24.3	1	24.7	22.4	22.4	22.3	0	22.8
	16QAM	1	0	24.0	24.0	23.7	1	24.7	22.1	22.1	22.0	0	22.8
		1	49	24.3	24.1	23.9	1	24.7	22.4	22.4	22.3	0	22.8
		1	99	24.0	23.8	23.7	1	24.7	22.1	22.0	22.2	0	22.8
		50	0	23.7	23.7	23.7	2	23.7	22.3	22.4	22.4	0	22.8
		50	24	23.7	23.6	23.7	2	23.7	22.3	22.3	22.2	0	22.8
		50	50	23.6	23.7	23.6	2	23.7	22.3	22.3	22.3	0	22.8
		100	0	23.7	23.7	23.7	2	23.7	22.4	22.4	22.3	0	22.8
	64QAM	1	0	23.3	23.5	23.3	2	23.7	22.6	22.6	22.6	0	22.8
		1	49	23.6	23.6	23.5	2	23.7	22.6	22.6	22.6	0	22.8
		1	99	23.4	23.4	23.3	2	23.7	22.6	22.6	22.6	0	22.8
		50	0	22.7	22.7	22.7	3	22.7	22.7	22.7	22.7	0.1	22.7
		50	24	22.7	22.6	22.7	3	22.7	22.7	22.7	22.7	0.1	22.7
		50	50	22.7	22.7	22.7	3	22.7	22.7	22.7	22.7	0.1	22.7
		100	0	22.7	22.7	22.7	3	22.7	22.7	22.7	22.7	0.1	22.7
	256QAM	1	0	20.3	20.3	20.2	5	20.7	20.4	20.2	20.1	2.1	20.7
		1	49	20.5	20.3	20.2	5	20.7	20.6	20.3	20.3	2.1	20.7
		1	99	20.3	20.2	20.1	5	20.7	20.2	20.2	20.1	2.1	20.7
		50	0	20.7	20.7	20.7	5	20.7	20.7	20.7	20.7	2.1	20.7
		50	24	20.7	20.7	20.7	5	20.7	20.7	20.7	20.7	2.1	20.7
		50	50	20.7	20.7	20.6	5	20.7	20.7	20.7	20.7	2.1	20.7
		100	0	20.7	20.6	20.7	5	20.7	20.7	20.7	20.7	2.1	20.7

BW (MHz)	Mode	RB Allocation	RB Offset	Mode A Power (dBm)					Mode B Power (dBm)				
				132047	132322	132597	MPR	Tune-up Limit	132047	132322	132597	MPR	Tune-up Limit
				1717.5 MHz	1745 MHz	1772.5 MHz			1717.5 MHz	1745 MHz	1772.5 MHz		
15	QPSK	1	0	23.9	24.0	23.9	0	25.7	22.1	22.1	22.0	0	22.8
		1	37	23.9	23.9	23.9	0	25.7	22.4	22.4	22.3	0	22.8
		1	74	24.0	23.9	23.9	0	25.7	22.1	22.0	22.2	0	22.8
		36	0	23.9	23.9	24.0	1	24.7	22.3	22.4	22.4	0	22.8
		36	20	23.9	23.9	23.9	1	24.7	22.3	22.3	22.2	0	22.8
		36	39	24.0	24.0	23.8	1	24.7	22.3	22.3	22.3	0	22.8
		75	0	23.9	23.9	23.9	1	24.7	22.4	22.4	22.3	0	22.8
	16QAM	1	0	24.2	24.3	24.2	1	24.7	22.1	22.1	22.0	0	22.8
		1	37	24.3	24.2	24.0	1	24.7	22.4	22.4	22.3	0	22.8
		1	74	24.2	24.2	24.2	1	24.7	22.1	22.0	22.2	0	22.8
		36	0	23.7	23.7	23.7	2	23.7	22.3	22.4	22.4	0	22.8
		36	20	23.7	23.7	23.6	2	23.7	22.3	22.3	22.2	0	22.8
		36	39	23.7	23.7	23.6	2	23.7	22.3	22.3	22.3	0	22.8
		75	0	23.7	23.6	23.7	2	23.7	22.4	22.4	22.3	0	22.8
	64QAM	1	0	23.3	23.5	23.5	2	23.7	22.6	22.6	22.6	0	22.8
		1	37	23.3	23.3	23.4	2	23.7	22.6	22.6	22.6	0	22.8
		1	74	23.4	23.1	23.5	2	23.7	22.6	22.6	22.6	0	22.8
		36	0	22.7	22.7	22.7	3	22.7	22.7	22.7	22.7	0.1	22.7
		36	20	22.7	22.7	22.7	3	22.7	22.7	22.7	22.7	0.1	22.7
		36	39	22.6	22.6	22.7	3	22.7	22.7	22.7	22.7	0.1	22.7
		75	0	22.7	22.6	22.7	3	22.7	22.7	22.7	22.7	0.1	22.7
	256QAM	1	0	20.4	20.4	20.4	5	20.7	20.4	20.2	20.1	2.1	20.7
		1	37	20.1	20.3	20.2	5	20.7	20.6	20.3	20.3	2.1	20.7
		1	74	20.3	20.3	20.3	5	20.7	20.2	20.2	20.1	2.1	20.7
		36	0	20.6	20.6	20.7	5	20.7	20.7	20.7	20.7	2.1	20.7
		36	20	20.6	20.7	20.7	5	20.7	20.7	20.7	20.7	2.1	20.7
		36	39	20.7	20.7	20.7	5	20.7	20.7	20.7	20.7	2.1	20.7
		75	0	20.7	20.6	20.7	5	20.7	20.7	20.7	20.7	2.1	20.7

This report shall not be reproduced without the written approval of UL Verification Services Inc.

LTE Band 66 Measured Results (ANT3) (continued)

BW (MHz)	Mode	RB Allocation	RB Offset	Mode A Power (dBm)					Mode B Power (dBm)				
				132022	132322	132622	MPR	Tune-up Limit	132022	132322	132622	MPR	Tune-up Limit
				1715 MHz	1745 MHz	1775 MHz			1715 MHz	1745 MHz	1775 MHz		
10	QPSK	1	0	24.0	24.0	24.0	0	25.7	22.1	22.1	22.0	0	22.8
		1	25	24.1	24.0	24.0	0	25.7	22.4	22.4	22.3	0	22.8
		1	49	24.1	24.1	23.9	0	25.7	22.1	22.0	22.2	0	22.8
		25	0	24.0	24.0	23.9	1	24.7	22.3	22.4	22.4	0	22.8
		25	12	24.0	23.9	23.9	1	24.7	22.3	22.3	22.2	0	22.8
		25	25	24.0	24.0	23.9	1	24.7	22.3	22.3	22.3	0	22.8
		50	0	24.1	24.0	24.0	1	24.7	22.4	22.4	22.3	0	22.8
	16QAM	1	0	24.3	24.3	24.3	1	24.7	22.1	22.1	22.0	0	22.8
		1	25	24.3	24.3	24.3	1	24.7	22.4	22.4	22.3	0	22.8
		1	49	24.4	24.1	24.2	1	24.7	22.1	22.0	22.2	0	22.8
		25	0	23.7	23.7	23.7	2	23.7	22.3	22.4	22.4	0	22.8
		25	12	23.7	23.6	23.7	2	23.7	22.3	22.3	22.2	0	22.8
		25	25	23.7	23.7	23.7	2	23.7	22.3	22.3	22.3	0	22.8
		50	0	23.7	23.7	23.7	2	23.7	22.4	22.4	22.3	0	22.8
	64QAM	1	0	23.4	23.5	23.4	2	23.7	22.6	22.6	22.6	0	22.8
		1	25	23.6	23.6	23.4	2	23.7	22.6	22.6	22.6	0	22.8
		1	49	23.7	23.5	23.5	2	23.7	22.6	22.6	22.6	0	22.8
		25	0	22.7	22.7	22.7	3	22.7	22.7	22.7	22.7	0.1	22.7
		25	12	22.7	22.7	22.7	3	22.7	22.7	22.7	22.7	0.1	22.7
		25	25	22.7	22.7	22.7	3	22.7	22.7	22.7	22.7	0.1	22.7
		50	0	22.7	22.7	22.7	3	22.7	22.7	22.7	22.7	0.1	22.7
	256QAM	1	0	20.3	20.6	20.3	5	20.7	20.4	20.2	20.1	2.1	20.7
		1	25	20.4	20.4	20.4	5	20.7	20.6	20.3	20.3	2.1	20.7
		1	49	20.5	20.4	20.2	5	20.7	20.2	20.2	20.1	2.1	20.7
		25	0	20.7	20.7	20.7	5	20.7	20.7	20.7	20.7	2.1	20.7
		25	12	20.7	20.7	20.7	5	20.7	20.7	20.7	20.7	2.1	20.7
		25	25	20.7	20.7	20.7	5	20.7	20.7	20.7	20.7	2.1	20.7
		50	0	20.7	20.7	20.7	5	20.7	20.7	20.7	20.7	2.1	20.7

BW (MHz)	Mode	RB Allocation	RB Offset	Mode A Power (dBm)					Mode B Power (dBm)				
				131997	132322	132647	MPR	Tune-up Limit	131997	132322	132647	MPR	Tune-up Limit
				1712.5 MHz	1745 MHz	1777.5 MHz			1712.5 MHz	1745 MHz	1777.5 MHz		
5	QPSK	1	0	24.1	24.2	24.2	0	25.7	22.1	22.1	22.0	0	22.8
		1	12	24.1	24.2	24.2	0	25.7	22.4	22.4	22.3	0	22.8
		1	24	24.1	24.2	24.2	0	25.7	22.1	22.0	22.2	0	22.8
		12	0	24.1	24.1	24.2	1	24.7	22.3	22.4	22.4	0	22.8
		12	7	24.1	24.1	24.2	1	24.7	22.3	22.3	22.2	0	22.8
		12	13	24.1	24.1	24.1	1	24.7	22.3	22.3	22.3	0	22.8
		25	0	24.1	24.1	24.2	1	24.7	22.4	22.4	22.3	0	22.8
	16QAM	1	0	24.4	24.3	24.3	1	24.7	22.1	22.1	22.0	0	22.8
		1	12	24.4	24.2	24.3	1	24.7	22.4	22.4	22.3	0	22.8
		1	24	24.4	24.4	24.3	1	24.7	22.1	22.0	22.2	0	22.8
		12	0	23.7	23.7	23.7	2	23.7	22.3	22.4	22.4	0	22.8
		12	7	23.7	23.7	23.7	2	23.7	22.3	22.3	22.2	0	22.8
		12	13	23.7	23.7	23.7	2	23.7	22.3	22.3	22.3	0	22.8
		25	0	23.7	23.7	23.7	2	23.7	22.4	22.4	22.3	0	22.8
	64QAM	1	0	23.7	23.6	23.6	2	23.7	22.6	22.6	22.6	0	22.8
		1	12	23.6	23.5	23.5	2	23.7	22.6	22.6	22.6	0	22.8
		1	24	23.5	23.6	23.5	2	23.7	22.6	22.6	22.6	0	22.8
		12	0	22.7	22.7	22.7	3	22.7	22.7	22.7	22.7	0.1	22.7
		12	7	22.7	22.7	22.7	3	22.7	22.7	22.7	22.7	0.1	22.7
		12	13	22.7	22.7	22.7	3	22.7	22.7	22.7	22.7	0.1	22.7
		25	0	22.7	22.7	22.7	3	22.7	22.7	22.7	22.7	0.1	22.7
	256QAM	1	0	20.6	20.5	20.6	5	20.7	20.4	20.2	20.1	2.1	20.7
		1	12	20.4	20.4	20.6	5	20.7	20.6	20.3	20.3	2.1	20.7
		1	24	20.5	20.5	20.6	5	20.7	20.2	20.2	20.1	2.1	20.7
		12	0	20.7	20.7	20.7	5	20.7	20.7	20.7	20.7	2.1	20.7
		12	7	20.7	20.7	20.7	5	20.7	20.7	20.7	20.7	2.1	20.7
		12	13	20.7	20.7	20.7	5	20.7	20.7	20.7	20.7	2.1	20.7
		25	0	20.7	20.7	20.7	5	20.7	20.7	20.7	20.7	2.1	20.7

This report shall not be reproduced without the written approval of UL Verification Services Inc.

LTE Band 66 Measured Results (ANT3) (continued)

BW (MHz)	Mode	RB Allocation	RB Offset	Mode A Power (dBm)					Mode B Power (dBm)				
				131987	132322	132657	MPR	Tune-up Limit	131987	132322	132657	MPR	Tune-up Limit
				1711.5 MHz	1745 MHz	1778.5 MHz			1711.5 MHz	1745 MHz	1778.5 MHz		
3	QPSK	1	0	24.0	23.9	24.0	0	25.7	21.8	21.7	21.8	0	22.8
		1	8	24.2	24.1	24.2	0	25.7	21.9	21.9	21.9	0	22.8
		1	14	24.0	24.0	24.0	0	25.7	21.7	21.8	21.7	0	22.8
		8	0	24.0	24.0	24.0	1	24.7	21.8	21.8	21.8	0	22.8
		8	4	24.0	24.0	24.1	1	24.7	21.8	21.8	21.8	0	22.8
		8	7	24.0	24.1	24.1	1	24.7	21.8	21.9	21.8	0	22.8
		15	0	24.0	24.0	24.0	1	24.7	21.8	21.8	21.8	0	22.8
	16QAM	1	0	24.1	24.1	24.2	1	24.7	21.8	21.8	21.9	0	22.8
		1	8	24.3	24.3	24.3	1	24.7	22.0	22.0	22.1	0	22.8
		1	14	24.1	24.1	24.1	1	24.7	21.8	21.9	21.9	0	22.8
		8	0	23.7	23.7	23.7	2	23.7	21.8	21.8	21.8	0	22.8
		8	4	23.7	23.7	23.7	2	23.7	21.8	21.8	21.9	0	22.8
		8	7	23.7	23.7	23.7	2	23.7	21.8	21.9	21.9	0	22.8
		15	0	23.7	23.7	23.7	2	23.7	21.7	21.7	21.8	0	22.8
	64QAM	1	0	23.5	23.4	23.4	2	23.7	21.9	22.1	22.1	0	22.8
		1	8	23.6	23.6	23.5	2	23.7	22.1	22.0	22.0	0	22.8
		1	14	23.4	23.5	23.4	2	23.7	21.9	22.0	22.1	0	22.8
		8	0	22.7	22.7	22.7	3	22.7	21.8	21.9	21.9	0.1	22.7
		8	4	22.7	22.7	22.7	3	22.7	21.9	21.8	21.9	0.1	22.7
		8	7	22.7	22.7	22.7	3	22.7	21.8	21.8	21.8	0.1	22.7
		15	0	22.7	22.7	22.7	3	22.7	21.8	21.8	21.9	0.1	22.7
	256QAM	1	0	20.7	20.3	20.2	5	20.7	20.7	20.5	20.5	2.1	20.7
		1	8	20.4	20.6	20.5	5	20.7	20.5	20.4	20.5	2.1	20.7
		1	14	20.5	20.6	20.4	5	20.7	20.5	20.4	20.5	2.1	20.7
		8	0	20.7	20.7	20.7	5	20.7	20.7	20.7	20.7	2.1	20.7
		8	4	20.7	20.7	20.7	5	20.7	20.7	20.7	20.7	2.1	20.7
		8	7	20.7	20.7	20.7	5	20.7	20.7	20.7	20.7	2.1	20.7
		15	0	20.7	20.7	20.7	5	20.7	20.7	20.7	20.7	2.1	20.7

BW (MHz)	Mode	RB Allocation	RB Offset	Mode A Power (dBm)					Mode B Power (dBm)				
				131979	132322	132665	MPR	Tune-up Limit	131979	132322	132665	MPR	Tune-up Limit
				1710.7 MHz	1745 MHz	1779.3 MHz			1710.7 MHz	1745 MHz	1779.3 MHz		
1.4	QPSK	1	0	23.9	24.0	24.0	0	25.7	21.7	21.7	21.7	0	22.8
		1	3	24.1	24.2	24.2	0	25.7	21.9	21.9	21.9	0	22.8
		1	5	23.9	24.0	24.0	0	25.7	21.7	21.8	21.7	0	22.8
		3	0	24.0	24.0	24.0	0	25.7	21.7	21.7	21.8	0	22.8
		3	1	24.0	24.1	24.0	0	25.7	21.8	21.8	21.8	0	22.8
		3	3	24.0	24.1	24.0	0	25.7	21.8	21.8	21.8	0	22.8
		6	0	24.0	24.0	24.0	1	24.7	21.7	21.8	21.8	0	22.8
	16QAM	1	0	24.0	24.1	24.1	1	24.7	21.8	21.8	21.9	0	22.8
		1	3	24.2	24.3	24.3	1	24.7	22.0	22.0	22.0	0	22.8
		1	5	24.1	24.2	24.1	1	24.7	21.8	21.9	21.8	0	22.8
		3	0	24.1	24.1	24.1	1	24.7	21.8	21.9	21.9	0	22.8
		3	1	24.2	24.1	24.2	1	24.7	21.8	21.9	21.9	0	22.8
		3	3	24.2	24.1	24.2	1	24.7	21.9	22.0	21.9	0	22.8
		6	0	23.7	23.7	23.7	2	23.7	21.7	21.7	21.8	0	22.8
	64QAM	1	0	23.4	23.3	23.4	2	23.7	21.8	21.9	21.9	0	22.8
		1	3	23.6	23.5	23.6	2	23.7	22.0	22.1	22.1	0	22.8
		1	5	23.5	23.3	23.3	2	23.7	21.8	21.9	21.9	0	22.8
		3	0	23.7	23.7	23.7	2	23.7	21.9	21.8	21.9	0	22.8
		3	1	23.7	23.7	23.7	2	23.7	21.9	21.9	22.0	0	22.8
		3	3	23.7	23.7	23.7	2	23.7	21.9	22.0	22.0	0	22.8
		6	0	22.7	22.7	22.7	3	22.7	21.8	21.8	21.8	0.1	22.7
	256QAM	1	0	20.3	20.3	20.2	5	20.7	20.2	20.3	20.4	2.1	20.7
		1	3	20.5	20.5	20.5	5	20.7	20.4	20.4	20.6	2.1	20.7
		1	5	20.3	20.4	20.3	5	20.7	20.2	20.3	20.4	2.1	20.7
		3	0	20.7	20.7	20.7	5	20.7	20.7	20.7	20.7	2.1	20.7
		3	1	20.7	20.7	20.7	5	20.7	20.7	20.7	20.7	2.1	20.7
		3	3	20.7	20.7	20.7	5	20.7	20.7	20.7	20.7	2.1	20.7
		6	0	20.7	20.7	20.7	5	20.7	20.7	20.7	20.7	2.1	20.7

This report shall not be reproduced without the written approval of UL Verification Services Inc.

LTE Band 66 Measured Results (ANT4)

BW (MHz)	Mode	RB Allocation	RB Offset	Mode A Power (dBm)					Mode B Power (dBm)				
				132072	132322	132572	MPR	Tune-up Limit	132072	132322	132572	MPR	Tune-up Limit
				1720 MHz	1745 MHz	1770 MHz			1720 MHz	1745 MHz	1770 MHz		
20	QPSK	1	0	18.0	18.2	18.3	0	19.9	20.2	20.2	20.2	0	22.2
		1	49	18.3	18.5	18.4	0	19.9	20.3	20.3	20.3	0	22.2
		1	99	18.3	18.2	18.2	0	19.9	20.2	20.2	20.2	0	22.2
		50	0	18.3	18.5	18.5	0	19.9	20.2	20.2	20.2	0	22.2
		50	24	18.4	18.5	18.5	0	19.9	20.2	20.3	20.2	0	22.2
		50	50	18.5	18.5	18.5	0	19.9	20.3	20.2	20.3	0	22.2
		100	0	18.4	18.6	18.5	0	19.9	20.2	20.2	20.2	0	22.2
	16QAM	1	0	18.1	18.3	18.3	0	19.9	20.2	20.2	20.2	0	22.2
		1	49	18.2	18.5	18.4	0	19.9	20.3	20.3	20.2	0	22.2
		1	99	18.2	18.3	18.2	0	19.9	20.2	20.2	20.2	0	22.2
		50	0	18.0	18.3	18.2	0	19.9	20.2	20.2	20.2	0	22.2
		50	24	18.1	18.3	18.2	0	19.9	20.2	20.2	20.2	0	22.2
		50	50	18.2	18.3	18.3	0	19.9	20.2	20.2	20.2	0	22.2
		100	0	18.2	18.3	18.3	0	19.9	20.2	20.2	20.2	0	22.2
	64QAM	1	0	18.1	18.2	18.2	0	19.9	20.2	20.2	20.2	0	22.2
		1	49	18.3	18.5	18.3	0	19.9	20.2	20.3	20.2	0	22.2
		1	99	18.4	18.3	18.1	0	19.9	20.3	20.2	20.2	0	22.2
		50	0	18.0	18.3	18.2	0	19.9	20.2	20.2	20.2	0	22.2
		50	24	18.1	18.3	18.2	0	19.9	20.2	20.2	20.2	0	22.2
		50	50	18.3	18.3	18.3	0	19.9	20.2	20.2	20.2	0	22.2
		100	0	18.2	18.3	18.3	0	19.9	20.2	20.2	20.2	0	22.2
	256QAM	1	0	18.2	18.4	18.4	0	19.9	20.0	20.1	20.1	1.5	20.7
		1	49	18.4	18.5	18.3	0	19.9	20.2	20.2	20.1	1.5	20.7
		1	99	18.5	18.3	18.3	0	19.9	20.2	20.2	20.1	1.5	20.7
		50	0	18.1	18.3	18.3	0	19.9	19.9	20.1	20.0	1.5	20.7
		50	24	18.2	18.3	18.3	0	19.9	20.0	20.1	20.0	1.5	20.7
		50	50	18.3	18.3	18.3	0	19.9	20.0	20.1	20.0	1.5	20.7
		100	0	18.2	18.4	18.3	0	19.9	20.0	20.1	20.0	1.5	20.7

BW (MHz)	Mode	RB Allocation	RB Offset	Mode A Power (dBm)					Mode B Power (dBm)				
				132047	132322	132597	MPR	Tune-up Limit	132047	132322	132597	MPR	Tune-up Limit
				1717.5 MHz	1745 MHz	1772.5 MHz			1717.5 MHz	1745 MHz	1772.5 MHz		
15	QPSK	1	0	18.1	18.3	18.3	0	19.9	20.2	20.2	20.2	0	22.2
		1	37	18.1	18.4	18.4	0	19.9	20.2	20.2	20.2	0	22.2
		1	74	18.3	18.3	18.3	0	19.9	20.2	20.2	20.2	0	22.2
		36	0	18.1	18.3	18.3	0	19.9	20.2	20.2	20.2	0	22.2
		36	20	18.1	18.4	18.4	0	19.9	20.2	20.2	20.2	0	22.2
		36	39	18.2	18.3	18.4	0	19.9	20.2	20.2	20.2	0	22.2
		75	0	18.2	18.4	18.4	0	19.9	20.2	20.2	20.2	0	22.2
	16QAM	1	0	18.2	18.4	18.4	0	19.9	20.2	20.3	20.4	0	22.2
		1	37	18.2	18.5	18.5	0	19.9	20.3	20.4	20.4	0	22.2
		1	74	18.3	18.4	18.4	0	19.9	20.2	20.4	20.3	0	22.2
		36	0	18.1	18.3	18.2	0	19.9	20.2	20.2	20.2	0	22.2
		36	20	18.1	18.3	18.3	0	19.9	20.2	20.2	20.2	0	22.2
		36	39	18.2	18.3	18.3	0	19.9	20.2	20.2	20.2	0	22.2
		75	0	18.1	18.3	18.3	0	19.9	20.2	20.2	20.2	0	22.2
	64QAM	1	0	18.3	18.4	18.4	0	19.9	20.2	20.3	20.2	0	22.2
		1	37	18.2	18.5	18.4	0	19.9	20.2	20.3	20.2	0	22.2
		1	74	18.4	18.3	18.3	0	19.9	20.3	20.2	20.3	0	22.2
		36	0	18.1	18.3	18.2	0	19.9	20.2	20.2	20.2	0	22.2
		36	20	18.1	18.3	18.3	0	19.9	20.2	20.2	20.2	0	22.2
		36	39	18.2	18.3	18.3	0	19.9	20.2	20.2	20.2	0	22.2
		75	0	18.1	18.3	18.3	0	19.9	20.2	20.2	20.2	0	22.2
	256QAM	1	0	18.5	18.4	18.4	0	19.9	20.0	20.3	20.2	1.5	20.7
		1	37	18.4	18.4	18.3	0	19.9	20.2	20.2	20.2	1.5	20.7
		1	74	18.6	18.5	18.3	0	19.9	20.3	20.2	20.2	1.5	20.7
		36	0	18.3	18.3	18.3	0	19.9	19.9	20.2	20.0	1.5	20.7
		36	20	18.4	18.3	18.3	0	19.9	20.0	20.1	20.0	1.5	20.7
		36	39	18.3	18.3	18.3	0	19.9	20.0	20.1	20.1	1.5	20.7
		75	0	18.3	18.3	18.4	0	19.9	20.0	20.1	20.0	1.5	20.7

This report shall not be reproduced without the written approval of UL Verification Services Inc.

LTE Band 66 Measured Results (ANT4) (continued)

BW (MHz)	Mode	RB Allocation	RB Offset	Mode A Power (dBm)					Mode B Power (dBm)				
				132022	132322	132622	MPR	Tune-up Limit	132022	132322	132622	MPR	Tune-up Limit
				1715 MHz	1745 MHz	1775 MHz			1715 MHz	1745 MHz	1775 MHz		
10	QPSK	1	0	18.2	18.3	18.3	0	19.9	20.2	20.2	20.2	0	22.2
		1	25	18.1	18.4	18.4	0	19.9	20.2	20.2	20.2	0	22.2
		1	49	18.2	18.3	18.3	0	19.9	20.2	20.2	20.2	0	22.2
		25	0	18.1	18.4	18.4	0	19.9	20.2	20.2	20.2	0	22.2
		25	12	18.1	18.4	18.4	0	19.9	20.2	20.2	20.2	0	22.2
		25	25	18.2	18.4	18.4	0	19.9	20.2	20.2	20.2	0	22.2
		50	0	18.2	18.5	18.5	0	19.9	20.3	20.2	20.2	0	22.2
	16QAM	1	0	18.3	18.4	18.5	0	19.9	20.2	20.2	20.2	0	22.2
		1	25	18.2	18.5	18.5	0	19.9	20.2	20.2	20.2	0	22.2
		1	49	18.2	18.5	18.5	0	19.9	20.2	20.2	20.2	0	22.2
		25	0	18.1	18.4	18.4	0	19.9	20.2	20.2	20.2	0	22.2
		25	12	18.1	18.3	18.4	0	19.9	20.2	20.2	20.2	0	22.2
		25	25	18.1	18.3	18.3	0	19.9	20.2	20.2	20.2	0	22.2
		50	0	18.1	18.4	18.4	0	19.9	20.2	20.2	20.2	0	22.2
	64QAM	1	0	18.4	18.5	18.5	0	19.9	20.4	20.4	20.4	0	22.2
		1	25	18.3	18.5	18.5	0	19.9	20.4	20.4	20.4	0	22.2
		1	49	18.4	18.5	18.4	0	19.9	20.3	20.3	20.3	0	22.2
		25	0	18.1	18.4	18.4	0	19.9	20.2	20.2	20.2	0	22.2
		25	12	18.1	18.3	18.4	0	19.9	20.2	20.2	20.2	0	22.2
		25	25	18.1	18.3	18.3	0	19.9	20.2	20.2	20.2	0	22.2
		50	0	18.1	18.4	18.4	0	19.9	20.2	20.2	20.2	0	22.2
	256QAM	1	0	18.4	18.4	18.4	0	19.9	20.2	20.2	20.2	1.5	20.7
		1	25	18.3	18.4	18.4	0	19.9	20.2	20.2	20.2	1.5	20.7
		1	49	18.3	18.4	18.4	0	19.9	20.1	20.1	20.1	1.5	20.7
		25	0	18.1	18.3	18.3	0	19.9	20.1	20.1	20.1	1.5	20.7
		25	12	18.1	18.3	18.3	0	19.9	20.0	20.0	20.0	1.5	20.7
		25	25	18.2	18.3	18.2	0	19.9	20.1	20.1	20.1	1.5	20.7
		50	0	18.1	18.4	18.4	0	19.9	20.1	20.1	20.1	1.5	20.7

BW (MHz)	Mode	RB Allocation	RB Offset	Mode A Power (dBm)					Mode B Power (dBm)				
				131997	132322	132647	MPR	Tune-up Limit	131997	132322	132647	MPR	Tune-up Limit
				1712.5 MHz	1745 MHz	1777.5 MHz			1712.5 MHz	1745 MHz	1777.5 MHz		
5	QPSK	1	0	18.2	18.4	18.4	0	19.9	20.2	20.2	20.2	0	22.2
		1	12	18.2	18.4	18.4	0	19.9	20.2	20.2	20.2	0	22.2
		1	24	18.2	18.4	18.4	0	19.9	20.2	20.2	20.2	0	22.2
		12	0	18.2	18.4	18.4	0	19.9	20.2	20.2	20.2	0	22.2
		12	7	18.2	18.4	18.4	0	19.9	20.2	20.2	20.2	0	22.2
		12	13	18.2	18.4	18.4	0	19.9	20.2	20.2	20.2	0	22.2
		25	0	18.2	18.4	18.4	0	19.9	20.2	20.2	20.2	0	22.2
	16QAM	1	0	18.4	18.6	18.6	0	19.9	20.2	20.2	20.4	0	22.2
		1	12	18.3	18.6	18.5	0	19.9	20.2	20.5	20.4	0	22.2
		1	24	18.3	18.6	18.6	0	19.9	20.2	20.5	20.5	0	22.2
		12	0	18.2	18.4	18.4	0	19.9	20.2	20.2	20.2	0	22.2
		12	7	18.1	18.4	18.4	0	19.9	20.2	20.2	20.2	0	22.2
		12	13	18.1	18.4	18.4	0	19.9	20.2	20.2	20.2	0	22.2
		25	0	18.2	18.4	18.4	0	19.9	20.2	20.2	20.2	0	22.2
	64QAM	1	0	18.4	18.7	18.6	0	19.9	20.2	20.4	20.4	0	22.2
		1	12	18.4	18.6	18.6	0	19.9	20.2	20.4	20.5	0	22.2
		1	24	18.4	18.6	18.6	0	19.9	20.2	20.4	20.4	0	22.2
		12	0	18.1	18.4	18.3	0	19.9	20.2	20.2	20.2	0	22.2
		12	7	18.1	18.4	18.3	0	19.9	20.2	20.2	20.2	0	22.2
		12	13	18.1	18.4	18.3	0	19.9	20.2	20.2	20.2	0	22.2
		25	0	18.2	18.3	18.3	0	19.9	20.2	20.2	20.2	0	22.2
	256QAM	1	0	18.6	18.6	18.4	0	19.9	20.2	20.3	20.1	1.5	20.7
		1	12	18.5	18.5	18.4	0	19.9	20.1	20.3	20.2	1.5	20.7
		1	24	18.6	18.6	18.5	0	19.9	20.1	20.2	20.2	1.5	20.7
		12	0	18.4	18.4	19.4	0	19.9	19.9	20.1	20.1	1.5	20.7
		12	7	18.4	18.4	18.3	0	19.9	19.9	20.1	20.0	1.5	20.7
		12	13	18.4	18.3	18.3	0	19.9	19.9	20.1	20.1	1.5	20.7
		25	0	18.4	18.4	18.3	0	19.9	19.9	20.1	20.1	1.5	20.7

This report shall not be reproduced without the written approval of UL Verification Services Inc.

LTE Band 66 Measured Results (ANT4) (continued)

BW (MHz)	Mode	RB Allocation	RB Offset	Mode A Power (dBm)					Mode B Power (dBm)				
				131987	132322	132657	MPR	Tune-up Limit	131987	132322	132657	MPR	Tune-up Limit
				1711.5 MHz	1745 MHz	1778.5 MHz			1711.5 MHz	1745 MHz	1778.5 MHz		
3	QPSK	1	0	18.0	18.3	18.2	0	19.9	20.2	20.2	20.2	0	22.2
		1	8	18.2	18.4	18.4	0	19.9	20.2	20.2	20.2	0	22.2
		1	14	18.0	18.3	18.2	0	19.9	20.2	20.2	20.2	0	22.2
		8	0	18.1	18.3	18.3	0	19.9	20.2	20.2	20.2	0	22.2
		8	4	18.1	18.4	18.3	0	19.9	20.2	20.2	20.2	0	22.2
		8	7	18.1	18.4	18.3	0	19.9	20.2	20.2	20.2	0	22.2
		15	0	18.1	18.3	18.3	0	19.9	20.2	20.2	20.2	0	22.2
	16QAM	1	0	18.2	18.4	18.3	0	19.9	20.2	20.3	20.2	0	22.2
		1	8	18.3	18.6	18.5	0	19.9	20.3	20.5	20.5	0	22.2
		1	14	18.1	18.4	18.3	0	19.9	20.2	20.3	20.3	0	22.2
		8	0	18.1	18.3	18.2	0	19.9	20.2	20.2	20.2	0	22.2
		8	4	18.1	18.4	18.3	0	19.9	20.2	20.2	20.2	0	22.2
		8	7	18.1	18.4	18.3	0	19.9	20.2	20.2	20.2	0	22.2
		15	0	18.1	18.3	18.2	0	19.9	20.2	20.2	20.2	0	22.2
	64QAM	1	0	18.4	18.4	18.2	0	19.9	20.2	20.2	20.2	0	22.2
		1	8	18.4	18.5	18.4	0	19.9	20.2	20.4	20.3	0	22.2
		1	14	18.5	18.4	18.5	0	19.9	20.2	20.2	20.2	0	22.2
		8	0	18.2	18.2	18.2	0	19.9	20.2	20.2	20.2	0	22.2
		8	4	18.3	18.3	18.3	0	19.9	20.2	20.4	20.2	0	22.2
		8	7	18.3	18.3	18.4	0	19.9	20.2	20.2	20.2	0	22.2
		15	0	18.3	18.2	18.3	0	19.9	20.2	20.2	20.2	0	22.2
	256QAM	1	0	18.2	18.2	18.2	0	19.9	19.3	20.1	20.0	1.5	20.7
		1	8	18.4	18.4	18.4	0	19.9	20.1	20.4	20.2	1.5	20.7
		1	14	18.4	18.4	18.4	0	19.9	20.0	20.2	20.0	1.5	20.7
		8	0	18.2	18.2	18.4	0	19.9	20.0	20.2	20.0	1.5	20.7
		8	4	18.3	18.2	18.3	0	19.9	20.0	20.2	20.1	1.5	20.7
		8	7	18.3	18.2	18.3	0	19.9	20.0	20.1	20.0	1.5	20.7
		15	0	18.2	18.2	18.2	0	19.9	20.0	20.1	20.1	1.5	20.7

BW (MHz)	Mode	RB Allocation	RB Offset	Mode A Power (dBm)					Mode B Power (dBm)				
				131979	132322	132665	MPR	Tune-up Limit	131979	132322	132665	MPR	Tune-up Limit
				1710.7 MHz	1745 MHz	1779.3 MHz			1710.7 MHz	1745 MHz	1779.3 MHz		
1.4	QPSK	1	0	18.0	18.2	18.2	0	19.9	20.2	20.2	20.2	0	22.2
		1	3	18.1	18.4	18.3	0	19.9	20.2	20.2	20.2	0	22.2
		1	5	18.0	18.2	18.1	0	19.9	20.2	20.2	20.2	0	22.2
		3	0	18.0	18.3	18.2	0	19.9	20.2	20.2	20.2	0	22.2
		3	1	18.1	18.3	18.3	0	19.9	20.2	20.2	20.2	0	22.2
		3	3	18.1	18.3	18.3	0	19.9	20.2	20.2	20.2	0	22.2
		6	0	18.1	18.3	18.3	0	19.9	20.2	20.2	20.2	0	22.2
	16QAM	1	0	18.2	18.4	18.3	0	19.9	20.2	20.2	20.3	0	22.2
		1	3	18.3	18.6	18.5	0	19.9	20.2	20.4	20.3	0	22.2
		1	5	18.1	18.4	18.3	0	19.9	20.2	20.2	20.3	0	22.2
		3	0	18.1	18.4	18.3	0	19.9	20.2	20.2	20.2	0	22.2
		3	1	18.2	18.5	18.4	0	19.9	20.2	20.3	20.2	0	22.2
		3	3	18.2	18.4	18.4	0	19.9	20.2	20.2	20.2	0	22.2
		6	0	18.1	18.3	18.3	0	19.9	20.2	20.2	20.2	0	22.2
	64QAM	1	0	18.3	18.4	18.4	0	19.9	20.2	20.2	20.2	0	22.2
		1	3	18.5	18.6	18.6	0	19.9	20.2	20.3	20.3	0	22.2
		1	5	18.3	18.4	18.3	0	19.9	20.2	20.2	20.2	0	22.2
		3	0	18.3	18.3	18.4	0	19.9	20.2	20.2	20.2	0	22.2
		3	1	18.4	18.4	18.4	0	19.9	20.2	20.2	20.2	0	22.2
		3	3	18.4	18.4	18.4	0	19.9	20.2	20.2	20.2	0	22.2
		6	0	18.4	18.3	18.3	0	19.9	20.2	20.2	20.2	0	22.2
	256QAM	1	0	18.4	18.3	18.3	0	19.9	20.0	20.2	20.0	1.5	20.7
		1	3	18.4	18.3	18.4	0	19.9	20.1	20.4	20.1	1.5	20.7
		1	5	18.4	18.3	18.4	0	19.9	20.0	20.1	20.0	1.5	20.7
		3	0	18.2	18.2	18.3	0	19.9	20.0	20.3	20.1	1.5	20.7
		3	1	18.3	18.1	18.3	0	19.9	20.0	20.2	20.1	1.5	20.7
		3	3	18.3	18.3	18.3	0	19.9	20.0	20.3	20.1	1.5	20.7
		6	0	18.2	18.2	18.2	0	19.9	19.8	20.1	20.1	1.5	20.7

This report shall not be reproduced without the written approval of UL Verification Services Inc.

LTE Band 71 Measured Results (ANT1)

BW (MHz)	Mode	RB Allocation	RB Offset	Mode A Power (dBm)					Mode B Power (dBm)				
					133297		MPR	Tune-up Limit		133297		MPR	Tune-up Limit
					680.5 MHz					680.5 MHz			
20	QPSK	1	0		23.9		0	25.7		23.9		0	25.7
		1	49		24.2		0	25.7		24.2		0	25.7
		1	99		24.2		0	25.7		24.2		0	25.7
		50	0		24.2		1	24.7		24.2		1	24.7
		50	24		24.3		1	24.7		24.3		1	24.7
		50	50		24.3		1	24.7		24.3		1	24.7
		100	0		24.3		1	24.7		24.3		1	24.7
	16QAM	1	0		23.6		1	24.7		23.6		1	24.7
		1	49		24.1		1	24.7		24.1		1	24.7
		1	99		23.7		1	24.7		23.7		1	24.7
		50	0		23.4		2	23.7		23.4		2	23.7
		50	24		23.4		2	23.7		23.4		2	23.7
		50	50		23.3		2	23.7		23.3		2	23.7
		100	0		23.5		2	23.7		23.5		2	23.7
	64QAM	1	0		23.0		2	23.7		23.0		2	23.7
		1	49		23.1		2	23.7		23.1		2	23.7
		1	99		22.9		2	23.7		22.9		2	23.7
		50	0		22.5		3	22.7		22.5		3	22.7
		50	24		22.4		3	22.7		22.4		3	22.7
		50	50		22.4		3	22.7		22.4		3	22.7
		100	0		22.5		3	22.7		22.5		3	22.7
	256QAM	1	0		20.1		5	20.7		20.1		5	20.7
		1	49		20.3		5	20.7		20.3		5	20.7
		1	99		20.1		5	20.7		20.1		5	20.7
		50	0		20.5		5	20.7		20.5		5	20.7
		50	24		20.4		5	20.7		20.4		5	20.7
		50	50		20.5		5	20.7		20.5		5	20.7
		100	0		20.5		5	20.7		20.5		5	20.7

BW (MHz)	Mode	RB Allocation	RB Offset	Mode A Power (dBm)					Mode B Power (dBm)				
					133297		MPR	Tune-up Limit		133297		MPR	Tune-up Limit
					680.5 MHz					680.5 MHz			
15	QPSK	1	0		23.7		0	25.7		23.7		0	25.7
		1	37		23.7		0	25.7		23.7		0	25.7
		1	74		23.7		0	25.7		23.7		0	25.7
		36	0		23.6		1	24.7		23.6		1	24.7
		36	20		23.7		1	24.7		23.7		1	24.7
		36	39		23.6		1	24.7		23.6		1	24.7
		75	0		23.7		1	24.7		23.7		1	24.7
	16QAM	1	0		24.7		1	24.7		24.7		1	24.7
		1	37		24.0		1	24.7		24.0		1	24.7
		1	74		24.0		1	24.7		24.0		1	24.7
		36	0		23.4		2	23.7		23.4		2	23.7
		36	20		23.4		2	23.7		23.4		2	23.7
		36	39		23.4		2	23.7		23.4		2	23.7
		75	0		23.5		2	23.7		23.5		2	23.7
	64QAM	1	0		23.0		2	23.7		23.0		2	23.7
		1	37		23.2		2	23.7		23.2		2	23.7
		1	74		23.2		2	23.7		23.2		2	23.7
		36	0		22.4		3	22.7		22.4		3	22.7
		36	20		22.5		3	22.7		22.5		3	22.7
		36	39		22.4		3	22.7		22.4		3	22.7
		75	0		22.6		3	22.7		22.6		3	22.7
	256QAM	1	0		20.0		5	20.7		20.0		5	20.7
		1	37		20.2		5	20.7		20.2		5	20.7
		1	74		20.2		5	20.7		20.2		5	20.7
		36	0		20.4		5	20.7		20.4		5	20.7
		36	20		20.5		5	20.7		20.5		5	20.7
		36	39		20.4		5	20.7		20.4		5	20.7
		75	0		20.6		5	20.7		20.6		5	20.7

This report shall not be reproduced without the written approval of UL Verification Services Inc.

LTE Band 71 Measured Results (ANT1) (continued)

BW (MHz)	Mode	RB Allocation	RB Offset	Mode A Power (dBm)					Mode B Power (dBm)				
					133297		MPR	Tune-up Limit		133297		MPR	Tune-up Limit
					680.5 MHz					680.5 MHz			
10	QPSK	1	0		23.7		0	25.7		23.7		0	25.7
		1	25		23.8		0	25.7		23.8		0	25.7
		1	49		23.7		0	25.7		23.7		0	25.7
		25	0		23.7		1	24.7		23.7		1	24.7
		25	12		23.8		1	24.7		23.8		1	24.7
		25	25		23.7		1	24.7		23.7		1	24.7
		50	0		23.9		1	24.7		23.9		1	24.7
	16QAM	1	0		24.0		1	24.7		24.0		1	24.7
		1	25		24.1		1	24.7		24.1		1	24.7
		1	49		24.0		1	24.7		24.0		1	24.7
		25	0		23.6		2	23.7		23.6		2	23.7
		25	12		23.6		2	23.7		23.6		2	23.7
		25	25		23.5		2	23.7		23.5		2	23.7
		50	0		23.6		2	23.7		23.6		2	23.7
	64QAM	1	0		23.1		2	23.7		23.1		2	23.7
		1	25		23.3		2	23.7		23.3		2	23.7
		1	49		23.2		2	23.7		23.2		2	23.7
		25	0		22.5		3	22.7		22.5		3	22.7
		25	12		22.6		3	22.7		22.6		3	22.7
		25	25		22.5		3	22.7		22.5		3	22.7
		50	0		22.7		3	22.7		22.7		3	22.7
	256QAM	1	0		20.1		5	20.7		20.1		5	20.7
		1	25		20.2		5	20.7		20.2		5	20.7
		1	49		20.1		5	20.7		20.1		5	20.7
		25	0		20.6		5	20.7		20.6		5	20.7
		25	12		20.6		5	20.7		20.6		5	20.7
		25	25		20.5		5	20.7		20.5		5	20.7
		50	0		20.6		5	20.7		20.6		5	20.7

BW (MHz)	Mode	RB Allocation	RB Offset	Mode A Power (dBm)					Mode B Power (dBm)				
				133147	133297	133447	MPR	Tune-up Limit	133147	133297	133447	MPR	Tune-up Limit
				665.5 MHz	680.5 MHz	695.5 MHz			665.5 MHz	680.5 MHz	695.5 MHz		
5	QPSK	1	0	23.7	23.8	23.8	0	25.7	23.7	23.8	23.8	0	25.7
		1	12	23.7	23.8	23.7	0	25.7	23.7	23.8	23.7	0	25.7
		1	24	23.7	23.8	23.8	0	25.7	23.7	23.8	23.8	0	25.7
		12	0	23.6	23.8	23.7	1	24.7	23.6	23.8	23.7	1	24.7
		12	7	23.6	23.8	23.7	1	24.7	23.6	23.8	23.7	1	24.7
		12	13	23.6	23.8	23.7	1	24.7	23.6	23.8	23.7	1	24.7
		25	0	23.7	23.9	23.7	1	24.7	23.7	23.9	23.7	1	24.7
	16QAM	1	0	24.1	24.2	24.0	1	24.7	24.1	24.2	24.0	1	24.7
		1	12	24.1	24.3	24.0	1	24.7	24.1	24.3	24.0	1	24.7
		1	24	24.0	24.2	24.1	1	24.7	24.0	24.2	24.1	1	24.7
		12	0	23.3	23.5	23.5	2	23.7	23.3	23.5	23.5	2	23.7
		12	7	23.4	23.6	23.5	2	23.7	23.4	23.6	23.5	2	23.7
		12	13	23.5	23.5	23.5	2	23.7	23.5	23.5	23.5	2	23.7
		25	0	23.5	23.6	23.5	2	23.7	23.5	23.6	23.5	2	23.7
	64QAM	1	0	23.7	23.1	22.9	2	23.7	23.7	23.1	22.9	2	23.7
		1	12	23.2	23.2	23.2	2	23.7	23.2	23.2	23.2	2	23.7
		1	24	23.2	23.2	23.1	2	23.7	23.2	23.2	23.1	2	23.7
		12	0	22.7	22.7	22.7	3	22.7	22.7	22.7	22.7	3	22.7
		12	7	22.7	22.7	22.7	3	22.7	22.7	22.7	22.7	3	22.7
		12	13	22.7	22.7	22.7	3	22.7	22.7	22.7	22.7	3	22.7
		25	0	22.4	22.4	22.5	3	22.7	22.4	22.4	22.5	3	22.7
	256QAM	1	0	20.0	20.0	20.0	5	20.7	20.0	20.0	20.0	5	20.7
		1	12	20.2	20.1	20.2	5	20.7	20.2	20.1	20.2	5	20.7
		1	24	20.1	20.2	20.2	5	20.7	20.1	20.2	20.2	5	20.7
		12	0	20.4	20.4	20.4	5	20.7	20.4	20.4	20.4	5	20.7
		12	7	20.4	20.5	20.5	5	20.7	20.4	20.5	20.5	5	20.7
		12	13	20.4	20.4	20.4	5	20.7	20.4	20.4	20.4	5	20.7
		25	0	20.4	20.4	20.4	5	20.7	20.4	20.4	20.4	5	20.7

This report shall not be reproduced without the written approval of UL Verification Services Inc.

LTE Band 71 Measured Results (ANT2)

BW (MHz)	Mode	RB Allocation	RB Offset	Mode A Power (dBm)			Mode B Power (dBm)		
				133297	MPR	Tune-up Limit	133297	MPR	Tune-up Limit
				680.5 MHz			680.5 MHz		
20	QPSK	1	0	24.1	0	25.7	24.1	0	25.7
		1	49	24.4	0	25.7	24.4	0	25.7
		1	99	24.3	0	25.7	24.3	0	25.7
		50	0	24.3	1	24.7	24.3	1	24.7
		50	24	24.4	1	24.7	24.4	1	24.7
		50	50	24.3	1	24.7	24.3	1	24.7
		100	0	24.4	1	24.7	24.4	1	24.7
	16QAM	1	0	24.5	1	24.7	24.5	1	24.7
		1	49	24.5	1	24.7	24.5	1	24.7
		1	99	24.4	1	24.7	24.4	1	24.7
		50	0	23.7	2	23.7	23.7	2	23.7
		50	24	23.7	2	23.7	23.7	2	23.7
		50	50	23.7	2	23.7	23.7	2	23.7
		100	0	23.7	2	23.7	23.7	2	23.7
	64QAM	1	0	23.4	2	23.7	23.4	2	23.7
		1	49	23.0	2	23.7	23.0	2	23.7
		1	99	23.7	2	23.7	23.7	2	23.7
		50	0	22.7	3	22.7	22.7	3	22.7
		50	24	22.7	3	22.7	22.7	3	22.7
		50	50	22.7	3	22.7	22.7	3	22.7
		100	0	22.7	3	22.7	22.7	3	22.7
	256QAM	1	0	20.3	5	20.7	20.3	5	20.7
		1	49	20.7	5	20.7	20.7	5	20.7
		1	99	20.7	5	20.7	20.7	5	20.7
		50	0	20.7	5	20.7	20.7	5	20.7
		50	24	20.7	5	20.7	20.7	5	20.7
		50	50	20.7	5	20.7	20.7	5	20.7
		100	0	20.7	5	20.7	20.7	5	20.7

BW (MHz)	Mode	RB Allocation	RB Offset	Mode A Power (dBm)			Mode B Power (dBm)		
				133297	MPR	Tune-up Limit	133297	MPR	Tune-up Limit
				680.5 MHz			680.5 MHz		
15	QPSK	1	0	24.1	0	25.7	24.1	0	25.7
		1	37	24.1	0	25.7	24.1	0	25.7
		1	74	24.2	0	25.7	24.2	0	25.7
		36	0	24.2	1	24.7	24.2	1	24.7
		36	20	24.2	1	24.7	24.2	1	24.7
		36	39	24.3	1	24.7	24.3	1	24.7
		75	0	24.2	1	24.7	24.2	1	24.7
	16QAM	1	0	24.5	1	24.7	24.5	1	24.7
		1	37	24.5	1	24.7	24.5	1	24.7
		1	74	24.4	1	24.7	24.4	1	24.7
		36	0	23.7	2	23.7	23.7	2	23.7
		36	20	23.7	2	23.7	23.7	2	23.7
		36	39	23.7	2	23.7	23.7	2	23.7
		75	0	23.7	2	23.7	23.7	2	23.7
	64QAM	1	0	23.7	2	23.7	23.7	2	23.7
		1	37	23.7	2	23.7	23.7	2	23.7
		1	74	23.7	2	23.7	23.7	2	23.7
		36	0	22.7	3	22.7	22.7	3	22.7
		36	20	22.7	3	22.7	22.7	3	22.7
		36	39	22.7	3	22.7	22.7	3	22.7
		75	0	22.7	3	22.7	22.7	3	22.7
	256QAM	1	0	20.7	5	20.7	20.7	5	20.7
		1	37	20.7	5	20.7	20.7	5	20.7
		1	74	20.7	5	20.7	20.7	5	20.7
		36	0	20.7	5	20.7	20.7	5	20.7
		36	20	20.7	5	20.7	20.7	5	20.7
		36	39	20.7	5	20.7	20.7	5	20.7
		75	0	20.7	5	20.7	20.7	5	20.7

This report shall not be reproduced without the written approval of UL Verification Services Inc.

LTE Band 71 Measured Results (ANT2) (continued)

BW (MHz)	Mode	RB Allocation	RB Offset	Mode A Power (dBm)					Mode B Power (dBm)				
					133297		MPR	Tune-up Limit		133297		MPR	Tune-up Limit
					680.5 MHz					680.5 MHz			
10	QPSK	1	0		24.2		0	25.7		24.2		0	25.7
		1	25		24.3		0	25.7		24.3		0	25.7
		1	49		24.3		0	25.7		24.3		0	25.7
		25	0		24.2		1	24.7		24.2		1	24.7
		25	12		24.3		1	24.7		24.3		1	24.7
		25	25		24.3		1	24.7		24.3		1	24.7
		50	0		24.3		1	24.7		24.3		1	24.7
	16QAM	1	0		24.5		1	24.7		24.5		1	24.7
		1	25		24.6		1	24.7		24.6		1	24.7
		1	49		24.5		1	24.7		24.5		1	24.7
		25	0		23.7		2	23.7		23.7		2	23.7
		25	12		23.7		2	23.7		23.7		2	23.7
		25	25		23.7		2	23.7		23.7		2	23.7
		50	0		23.7		2	23.7		23.7		2	23.7
	64QAM	1	0		23.7		2	23.7		23.7		2	23.7
		1	25		23.7		2	23.7		23.7		2	23.7
		1	49		23.7		2	23.7		23.7		2	23.7
		25	0		22.7		3	22.7		22.7		3	22.7
		25	12		22.7		3	22.7		22.7		3	22.7
		25	25		22.7		3	22.7		22.7		3	22.7
		50	0		22.7		3	22.7		22.7		3	22.7
	256QAM	1	0		20.7		5	20.7		20.7		5	20.7
		1	25		20.7		5	20.7		20.7		5	20.7
		1	49		20.7		5	20.7		20.7		5	20.7
		25	0		20.7		5	20.7		20.7		5	20.7
		25	12		20.7		5	20.7		20.7		5	20.7
		25	25		20.7		5	20.7		20.7		5	20.7
		50	0		20.7		5	20.7		20.7		5	20.7

BW (MHz)	Mode	RB Allocation	RB Offset	Mode A Power (dBm)					Mode B Power (dBm)				
				133147	133297	133447	MPR	Tune-up Limit	133147	133297	133447	MPR	Tune-up Limit
				665.5 MHz	680.5 MHz	695.5 MHz			665.5 MHz	680.5 MHz	695.5 MHz		
5	QPSK	1	0	24.3	24.6	24.4	0	25.7	24.3	24.6	24.4	0	25.7
		1	12	24.3	24.2	24.4	0	25.7	24.3	24.2	24.4	0	25.7
		1	24	24.3	24.4	24.3	0	25.7	24.3	24.4	24.3	0	25.7
		12	0	24.2	24.2	24.4	1	24.7	24.2	24.2	24.4	1	24.7
		12	7	24.3	24.3	24.4	1	24.7	24.3	24.3	24.4	1	24.7
		12	13	24.3	24.3	24.4	1	24.7	24.3	24.3	24.4	1	24.7
		25	0	24.3	24.3	24.4	1	24.7	24.3	24.3	24.4	1	24.7
	16QAM	1	0	24.7	24.5	24.6	1	24.7	24.7	24.5	24.6	1	24.7
		1	12	24.7	24.5	24.7	1	24.7	24.7	24.5	24.7	1	24.7
		1	24	23.7	24.7	24.4	1	24.7	23.7	24.7	24.4	1	24.7
		12	0	23.7	23.7	23.7	2	23.7	23.7	23.7	23.7	2	23.7
		12	7	23.7	23.7	23.7	2	23.7	23.7	23.7	23.7	2	23.7
		12	13	23.7	23.7	23.7	2	23.7	23.7	23.7	23.7	2	23.7
		25	0	23.7	23.7	23.7	2	23.7	23.7	23.7	23.7	2	23.7
	64QAM	1	0	23.7	23.7	23.7	2	23.7	23.7	23.7	23.7	2	23.7
		1	12	23.7	23.7	23.7	2	23.7	23.7	23.7	23.7	2	23.7
		1	24	23.7	23.7	23.7	2	23.7	23.7	23.7	23.7	2	23.7
		12	0	22.7	22.7	22.7	3	22.7	22.7	22.7	22.7	3	22.7
		12	7	22.7	22.7	22.7	3	22.7	22.7	22.7	22.7	3	22.7
		12	13	22.7	22.7	22.7	3	22.7	22.7	22.7	22.7	3	22.7
		25	0	22.7	22.7	22.7	3	22.7	22.7	22.7	22.7	3	22.7
	256QAM	1	0	20.7	20.7	20.7	5	20.7	20.7	20.7	20.7	5	20.7
		1	12	20.7	20.7	20.7	5	20.7	20.7	20.7	20.7	5	20.7
		1	24	20.7	20.7	20.7	5	20.7	20.7	20.7	20.7	5	20.7
		12	0	20.7	20.7	20.7	5	20.7	20.7	20.7	20.7	5	20.7
		12	7	20.7	20.7	20.7	5	20.7	20.7	20.7	20.7	5	20.7
		12	13	20.7	20.7	20.7	5	20.7	20.7	20.7	20.7	5	20.7
		25	0	20.7	20.7	20.7	5	20.7	20.7	20.7	20.7	5	20.7

This report shall not be reproduced without the written approval of UL Verification Services Inc.

LTE Band 71 Measured Results (ANT3)

BW (MHz)	Mode	RB Allocation	RB Offset	Mode A Power (dBm)					Mode B Power (dBm)				
					133297		MPR	Tune-up Limit		133297		MPR	Tune-up Limit
					680.5 MHz					680.5 MHz			
20	QPSK	1	0		24.0		0	25.7		24.0		0	25.7
		1	49		24.1		0	25.7		24.1		0	25.7
		1	99		24.0		0	25.7		24.0		0	25.7
		50	0		24.1		1	24.7		24.1		1	24.7
		50	24		24.0		1	24.7		24.0		1	24.7
		50	50		24.0		1	24.7		24.0		1	24.7
		100	0		24.1		1	24.7		24.1		1	24.7
	16QAM	1	0		23.3		1	24.7		23.3		1	24.7
		1	49		23.2		1	24.7		23.2		1	24.7
		1	99		23.2		1	24.7		23.2		1	24.7
		50	0		23.7		2	23.7		23.7		2	23.7
		50	24		23.6		2	23.7		23.6		2	23.7
		50	50		23.7		2	23.7		23.7		2	23.7
		100	0		23.7		2	23.7		23.7		2	23.7
	64QAM	1	0		23.5		2	23.7		23.5		2	23.7
		1	49		23.6		2	23.7		23.6		2	23.7
		1	99		23.5		2	23.7		23.5		2	23.7
		50	0		22.7		3	22.7		22.7		3	22.7
		50	24		22.7		3	22.7		22.7		3	22.7
		50	50		22.7		3	22.7		22.7		3	22.7
		100	0		22.7		3	22.7		22.7		3	22.7
	256QAM	1	0		20.2		5	20.7		20.2		5	20.7
		1	49		20.3		5	20.7		20.3		5	20.7
		1	99		20.3		5	20.7		20.3		5	20.7
		50	0		20.6		5	20.7		20.6		5	20.7
		50	24		20.6		5	20.7		20.6		5	20.7
		50	50		20.7		5	20.7		20.7		5	20.7
		100	0		20.6		5	20.7		20.6		5	20.7

BW (MHz)	Mode	RB Allocation	RB Offset	Mode A Power (dBm)					Mode B Power (dBm)				
					133297		MPR	Tune-up Limit		133297		MPR	Tune-up Limit
					680.5 MHz					680.5 MHz			
15	QPSK	1	0		23.9		0	25.7		23.9		0	25.7
		1	37		23.8		0	25.7		23.8		0	25.7
		1	74		23.9		0	25.7		23.9		0	25.7
		36	0		23.9		1	24.7		23.9		1	24.7
		36	20		23.8		1	24.7		23.8		1	24.7
		36	39		23.9		1	24.7		23.9		1	24.7
		75	0		23.8		1	24.7		23.8		1	24.7
	16QAM	1	0		24.1		1	24.7		24.1		1	24.7
		1	37		24.1		1	24.7		24.1		1	24.7
		1	74		24.2		1	24.7		24.2		1	24.7
		36	0		23.6		2	23.7		23.6		2	23.7
		36	20		23.6		2	23.7		23.6		2	23.7
		36	39		23.7		2	23.7		23.7		2	23.7
		75	0		23.6		2	23.7		23.6		2	23.7
	64QAM	1	0		23.3		2	23.7		23.3		2	23.7
		1	37		23.1		2	23.7		23.1		2	23.7
		1	74		23.5		2	23.7		23.5		2	23.7
		36	0		22.7		3	22.7		22.7		3	22.7
		36	20		22.7		3	22.7		22.7		3	22.7
		36	39		22.7		3	22.7		22.7		3	22.7
		75	0		22.7		3	22.7		22.7		3	22.7
	256QAM	1	0		20.4		5	20.7		20.4		5	20.7
		1	37		20.3		5	20.7		20.3		5	20.7
		1	74		20.4		5	20.7		20.4		5	20.7
		36	0		20.7		5	20.7		20.7		5	20.7
		36	20		20.6		5	20.7		20.6		5	20.7
		36	39		20.7		5	20.7		20.7		5	20.7
		75	0		20.6		5	20.7		20.6		5	20.7

This report shall not be reproduced without the written approval of UL Verification Services Inc.

LTE Band 71 Measured Results (ANT3) (continued)

BW (MHz)	Mode	RB Allocation	RB Offset	Mode A Power (dBm)					Mode B Power (dBm)				
					133297		MPR	Tune-up Limit		133297		MPR	Tune-up Limit
					680.5 MHz					680.5 MHz			
10	QPSK	1	0		23.9		0	25.7		23.9		0	25.7
		1	25		24.0		0	25.7		24.0		0	25.7
		1	49		23.9		0	25.7		23.9		0	25.7
		25	0		23.9		1	24.7		23.9		1	24.7
		25	12		24.0		1	24.7		24.0		1	24.7
		25	25		24.0		1	24.7		24.0		1	24.7
		50	0		24.0		1	24.7		24.0		1	24.7
	16QAM	1	0		24.2		1	24.7		24.2		1	24.7
		1	25		24.3		1	24.7		24.3		1	24.7
		1	49		24.2		1	24.7		24.2		1	24.7
		25	0		23.7		2	23.7		23.7		2	23.7
		25	12		23.7		2	23.7		23.7		2	23.7
		25	25		23.7		2	23.7		23.7		2	23.7
		50	0		23.7		2	23.7		23.7		2	23.7
	64QAM	1	0		23.4		2	23.7		23.4		2	23.7
		1	25		23.0		2	23.7		23.0		2	23.7
		1	49		23.4		2	23.7		23.4		2	23.7
		25	0		22.7		3	22.7		22.7		3	22.7
		25	12		22.7		3	22.7		22.7		3	22.7
		25	25		22.7		3	22.7		22.7		3	22.7
		50	0		22.7		3	22.7		22.7		3	22.7
	256QAM	1	0		20.4		5	20.7		20.4		5	20.7
		1	25		20.4		5	20.7		20.4		5	20.7
		1	49		20.2		5	20.7		20.2		5	20.7
		25	0		20.7		5	20.7		20.7		5	20.7
		25	12		20.7		5	20.7		20.7		5	20.7
		25	25		20.7		5	20.7		20.7		5	20.7
		50	0		20.7		5	20.7		20.7		5	20.7

BW (MHz)	Mode	RB Allocation	RB Offset	Mode A Power (dBm)					Mode B Power (dBm)				
				133147	133297	133447	MPR	Tune-up Limit	133147	133297	133447	MPR	Tune-up Limit
				665.5 MHz	680.5 MHz	695.5 MHz			665.5 MHz	680.5 MHz	695.5 MHz		
5	QPSK	1	0	24.0	24.9	23.8	0	25.7	24.0	24.9	23.8	0	25.7
		1	12	23.9	24.0	23.9	0	25.7	23.9	24.0	23.9	0	25.7
		1	24	23.9	24.0	23.9	0	25.7	23.9	24.0	23.9	0	25.7
		12	0	23.9	24.0	23.8	1	24.7	23.9	24.0	23.8	1	24.7
		12	7	23.9	24.0	23.9	1	24.7	23.9	24.0	23.9	1	24.7
		12	13	23.9	24.0	23.8	1	24.7	23.9	24.0	23.8	1	24.7
		25	0	23.9	24.0	23.9	1	24.7	23.9	24.0	23.9	1	24.7
	16QAM	1	0	24.3	24.3	24.3	1	24.7	24.3	24.3	24.3	1	24.7
		1	12	24.3	24.2	24.4	1	24.7	24.3	24.2	24.4	1	24.7
		1	24	24.2	24.2	24.3	1	24.7	24.2	24.2	24.3	1	24.7
		12	0	23.6	23.7	23.7	2	23.7	23.6	23.7	23.7	2	23.7
		12	7	23.6	23.7	23.7	2	23.7	23.6	23.7	23.7	2	23.7
		12	13	23.6	23.7	23.7	2	23.7	23.6	23.7	23.7	2	23.7
		25	0	23.6	23.7	23.7	2	23.7	23.6	23.7	23.7	2	23.7
	64QAM	1	0	23.3	23.5	23.4	2	23.7	23.3	23.5	23.4	2	23.7
		1	12	23.6	23.5	23.4	2	23.7	23.6	23.5	23.4	2	23.7
		1	24	23.3	23.5	23.3	2	23.7	23.3	23.5	23.3	2	23.7
		12	0	22.6	22.6	22.7	3	22.7	22.6	22.6	22.7	3	22.7
		12	7	22.6	22.7	21.6	3	22.7	22.6	22.7	21.6	3	22.7
		12	13	22.7	22.7	21.6	3	22.7	22.7	22.7	21.6	3	22.7
		25	0	22.7	22.6	21.6	3	22.7	22.7	22.6	21.6	3	22.7
	256QAM	1	0	20.3	20.3	19.2	5	20.7	20.3	20.3	19.2	5	20.7
		1	12	20.3	20.4	19.3	5	20.7	20.3	20.4	19.3	5	20.7
		1	24	20.3	20.3	19.3	5	20.7	20.3	20.3	19.3	5	20.7
		12	0	20.6	20.7	19.5	5	20.7	20.6	20.7	19.5	5	20.7
		12	7	20.3	20.7	20.6	5	20.7	20.3	20.7	20.6	5	20.7
		12	13	20.6	20.7	20.7	5	20.7	20.6	20.7	20.7	5	20.7
		25	0	20.6	20.7	20.7	5	20.7	20.6	20.7	20.7	5	20.7

This report shall not be reproduced without the written approval of UL Verification Services Inc.

9.4. LTE Up-Link Carrier Aggregation

The following tests were conducted according to the test requirements outlined in section 6.2 of the 3GPP TS36.101 specification.

For inter-band carrier aggregation with uplink assigned to one E-UTRA band (Table 5.6A-1), the requirements in subclause 6.2.3 apply.

For inter-band carrier aggregation with one component carrier per operating band and the uplink active in two E-UTRA bands, the requirements in subclause 6.2.3 apply for each uplink component carrier.

For intra-band contiguous carrier aggregation the allowed Maximum Power Reduction (MPR) for the maximum output power applicable to the DUT in table below. In case the modulation format is different on different component carriers then the MPR is determined by the rules applied to higher order of those modulations.

Modulation	CA bandwidth Class B and C / Smallest Component Carrier Transmission Bandwidth Configuration				MPR (dB)
	25 RB	50 RB	75 RB	100 RB	
QPSK	> 8 and ≤ 25	> 12 and ≤ 50	> 16 and ≤ 75	> 18 and ≤ 100	≤ 1
QPSK	> 25	> 50	> 75	> 100	≤ 2
16 QAM	≤ 8	≤ 12	≤ 16	≤ 18	≤ 1
16 QAM	> 8 and ≤ 25	> 12 and ≤ 50	> 16 and ≤ 75	> 18 and ≤ 100	≤ 2
16 QAM	> 25	> 50	> 75	> 100	≤ 3
64 QAM	≤ 8 and allocation wholly contained within a single CC	≤ 12 and allocation wholly contained within a single CC	≤ 16 and allocation wholly contained within a single CC	≤ 18 and allocation wholly contained within a single CC	≤ 2
64 QAM	> 8 or allocation extends across two CC's	> 12 or allocation extends across two CC's	> 16 or allocation extends across two CC's	> 18 or allocation extends across two CC's	≤ 3

For PUCCH and SRS transmissions, the allowed MPR is according to that specified for PUSCH WPDK modulation for the corresponding transmission bandwidth.

For intra-band contiguous carrier aggregation bandwidth class C with non-contiguous resource allocation, the allowed Maximum Power Reduction (MPR) for the maximum output power in Table 6.2.2A-1 is specified as follows

$$MPR = CEIL\ \{\min(M_A, M_{IM5}), 0.5\}$$

Where M_A is defined as follows

$$M_A = \begin{cases} 8.2 & ;0 \le A < 0.025 \\ 9.2 - 40A & ;0.025 \le A < 0.05 \\ 8 - 16A & ;0.05 \le A < 0.25 \\ 4.83 - 3.33A & ;0.25 \le A \le 0.4 \end{cases}$$

This report shall not be reproduced without the written approval of UL Verification Services Inc.

$$3.83 - 0.83A \quad ;0.4 \le A \le 1$$

and M_{IM5} is defined as follows

$$M_{IM5} = \begin{cases} 4.5 & ; \Delta_{IM5} < 1.5 * BW_{Channel\_CA} \\ 6.0 & ; 1.5 * BW_{Channel\_CA} \le \Delta_{IM5} < BW_{Channel\_CA}/2 + \Delta f_{ooB} \\ M_A & ; \Delta_{IM5} \ge BW_{Channel\_CA}/2 + \Delta f_{ooB} \end{cases}$$

Where

$A = N_{RB\_alloc} / N_{RB\_agg}$

$\Delta_{IM5} = \max(\left| F_{C\_agg} - (3*F_{agg\_alloc\_low} - 2*F_{agg\_alloc\_high}) \right|, \left| F_{C\_agg} - (3*F_{agg\_alloc\_high} - 2*F_{agg\_alloc\_low}) \right|)$

CEIL{M_A, 0.5} means rounding upwards to closest 0.5dB, i.e. MPR ∈ [3.0, 3.5, 4.0, 4.5, 5.0, 5.5, 6.0, 6.5, 7.0, 7.5, 8.0, 8.5]

For intra-band carrier aggregation, the MPR is evaluated per slot and given by the maximum value taken over the transmission(s) on all component carriers within the slot; the maximum MPR over the two slots is then applied for the entire subframe.

For intra-band non-contiguous carrier aggregation with one uplink carrier on the PCC, the requirements in the subclause 6.2.3 apply. For intra-band non-contiguous aggregation with two uplink carriers the MPR is defined tfor those E-UTRA bands where maximum possible $W_{GAP} \le 42.2$ MHz as follows

$$MPR = CEIL\{M_A, 0.5\}$$

Where M_N is defined as follows

$$M_N = \begin{cases} -0.125N + 18.25 & ; 2 \le N \le 50 \\ -0.0333\,N + 13.67 & ; 50 < N \le 200 \end{cases}$$

Where $N = N_{RB\_alloc}$ is the number of allocated resource blocks.

For the UE maximum output power modified by MPR, the power limits specified in subclause 6.2.5A apply.

This report shall not be reproduced without the written approval of UL Verification Services Inc.

LTE Intra-Band Contiguous Carrier Aggregation

UL CA shall be tested based on the worst-case SAR configuration determined from non-CA SAR testing result. The channel BW, channel number, RB allocation, etc. would be selected to allow contiguous CA of PCC and SCC. Uplink output power for UL CA is the total power measured across the PCC and SCC.

UL CA power measurements were performed for each antennas at with QPSK modulation based on the worst-case standalone SAR.

The UL CA mode power measurements represent the total power across both carriers. Measurements were made for all supported PCC bandwidths using the channel/RB combination resulting in the highest standalone output power at the least MPR (0 dB). SCCs were set to use configurations similar to the PCC to establish conservative or worst-case equivalent SAR test conditions (highest maximum output power with MPR of 0 dB and RB allocation setting).

The standalone power measurement is the power for the PCC in the non-CA mode (i.e. single carrier power). In all cases the UL CA power is less than or equal to the standalone power, which is in accordance with the tune-up limits in table below.

According to April 2015 TCB workshop, SAR test exclusion can be applied for testing overlapping LTE bands as follows:

a) The maximum output power, including tolerance, for the smaller band must be ≤ the larger band to qualify for the SAR test exclusion.
b) The channel bandwidth and other operating parameters for the smaller band must be fully supported by the larger band.

According to November 2017 TCB workshop, Uplink CA SAR Test Guidance as follows:

a) When the maximum output power for UL CA is ≤ standalone LTE mode (without CA)
   - PCC is configured according to the highest standalone SAR configuration tested.
   - SCC and subsequent CCs are configured according to procedures used for power measurement and parameters (BW, RB etc.) similar to that used for the PCC.
b) When the Reported SAR for UL CA configuration, described above, is > 1.2 W/kg, UL CA SAR is also required for all required test channels (PCC based)
c) UL CA SAR is also required for standalone SAR configurations > 1.2 W/kg when they are scaled to the UL CA power level.

This report shall not be reproduced without the written approval of UL Verification Services Inc.

Maximum Output Power for LTE UL Carrier Aggregation

PS1

RF Air interface	Mode	Maximum Output Power (dBm)							
		ANT1		ANT2		ANT3		ANT4	
		Mode A	Mode B	Mode A	Mode B	Mode A	Mode B	Mode A	Mode B
CA_5B	QPSK	25.7	25.7	25.6	25.7	25.7	25.7		
CA_7C	QPSK	24.7	22.9	19.2	22.1	25.7	23.2	18.4	19.6
CA_41C (PC3)	QPSK	25.7	25.4	21.8	23.4	25.7	24.3	20.7	21.5
CA_41C (PC2)	QPSK	28.7	25.4	21.8	23.4	28.7	24.3	20.7	21.5
RF Air interface	Mode	Maximum Output Power (dBm)							
		ANT7		ANT8		ANT9		ANT4	
		Mode A	Mode B	Mode A	Mode B	Mode A	Mode B	Mode A	Mode B
CA_48C	QPSK	25.0	23.2	22.8	20.5	25.0	24.7	21.1	22.5

Note(s):

PCC RB allocation setting for UL CA has been adjusted based on the worst-case power.

PS2

RF Air interface	Mode	Maximum Output Power (dBm)							
		ANT1		ANT2		ANT3		ANT4	
		Mode A	Mode B	Mode A	Mode B	Mode A	Mode B	Mode A	Mode B
CA_5B	QPSK	25.7	25.7	24.8	25.7	25.7	25.7		
CA_7C	QPSK	24.7	22.1	18.4	21.3	25.7	22.4	17.6	18.8
CA_41C (PC3)	QPSK	25.7	24.6	21.0	22.6	25.7	23.5	19.9	20.7
CA_41C (PC2)	QPSK	28.7	24.6	21.0	22.6	28.7	23.5	19.9	20.7
RF Air interface	Mode	Maximum Output Power (dBm)							
		ANT7		ANT8		ANT9		ANT4	
		Mode A	Mode B	Mode A	Mode B	Mode A	Mode B	Mode A	Mode B
CA_48C	QPSK	25.0	22.4	22.5	19.7	25.0	23.9	20.3	21.7

Note(s):

- PCC RB allocation setting for UL CA has been adjusted based on the worst-case power.
- The values listed for PS2 with a different color compared to PS1 are the transmission modes that have up to a 0.8 dBm decrease in power.

This report shall not be reproduced without the written approval of UL Verification Services Inc.

LTE CA_5B Measured Results

UL CA Combination	Antenna	Power Mode	Modulation	PCC				SCC				Standalone Power		(PCC + SCC) UL CA Power		
				BW (MHz)	Freq	RB	Offset	BW (MHz)	Freq	RB	Offset	Maximum Output Power (dBm)	UL CA Inactive (dBm)	Maximum Output Power (dBm)	UL CA Active (dBm)	Delta
CA_5B	ANT 1	Mode A	QPSK	10	831.6	1	49	5	841.5	1	0	25.7	24.2	25.7	24.1	-0.1
CA_5B	ANT 1	Mode B	QPSK	10	831.6	1	49	5	841.5	1	0	25.7	24.2	25.7	24.1	-0.1
CA_5B	ANT 2	Mode A	QPSK	10	831.6	1	49	5	841.5	1	0	25.6	23.9	25.6	23.8	-0.1
CA_5B	ANT 2	Mode B	QPSK	10	831.6	1	49	5	841.5	1	0	25.7	24.2	25.7	24.1	-0.1
CA_5B	ANT 3	Mode A	QPSK	10	831.6	1	49	5	841.5	1	0	25.7	24.1	25.7	24.1	0.0
CA_5B	ANT 3	Mode B	QPSK	10	831.6	1	49	5	841.5	1	0	25.7	24.1	25.7	24.1	0.0

LTE CA_7C Measured Results

UL CA Combination	Antenna	Power Mode	Modulation	PCC				SCC				Standalone Power		(PCC + SCC) UL CA Power		
				BW (MHz)	Freq	RB	Offset	BW (MHz)	Freq	RB	Offset	Maximum Output Power (dBm)	UL CA Inactive (dBm)	Maximum Output Power (dBm)	UL CA Active (dBm)	Delta
CA_7C	ANT 1	Mode A	QPSK	20	2525.1	1	99	20	2544.9	1	0	24.7	22.8	24.7	22.7	-0.1
CA_7C	ANT 1	Mode B	QPSK	20	2540.2	1	99	20	2560.0	1	0	22.9	21.1	22.9	21.0	-0.1
CA_7C	ANT 1	Mode B	QPSK	20	2525.1	1	99	20	2544.9	1	0	22.9	21.1	22.9	21.1	0.0
CA_7C	ANT 2	Mode A	QPSK	20	2525.1	1	99	20	2544.9	1	0	19.2	17.4	19.2	17.3	-0.1
CA_7C	ANT 2	Mode B	QPSK	20	2510.0	1	99	20	2529.8	1	0	22.1	20.2	22.1	20.2	0.0
CA_7C	ANT 2	Mode B	QPSK	20	2525.1	1	99	20	2544.9	1	0	22.1	20.4	22.1	20.3	-0.1
CA_7C	ANT 3	Mode A	QPSK	20	2525.1	1	99	20	2544.9	1	0	25.7	23.7	25.7	23.7	0.0
CA_7C	ANT 3	Mode B	QPSK	20	2540.2	1	99	20	2560.0	1	0	23.2	21.6	23.2	21.6	0.0
CA_7C	ANT 3	Mode B	QPSK	20	2510.0	1	99	20	2529.8	1	0	23.2	21.6	23.2	21.6	0.0
CA_7C	ANT 4	Mode A	QPSK	20	2525.1	1	99	20	2544.9	1	0	18.4	16.4	18.4	16.4	0.0
CA_7C	ANT 4	Mode B	QPSK	20	2525.1	1	99	20	2544.9	1	0	19.6	17.6	19.6	17.6	0.0
CA_7C	ANT 4	Mode B	QPSK	20	2510.0	1	99	20	2529.8	1	0	19.6	17.6	19.6	17.6	0.0

LTE CA_41C (PC3) Measured Results

UL CA Combination	Antenna	Power Mode	Modulation	PCC				SCC				Standalone Power		(PCC + SCC) UL CA Power		
				BW (MHz)	Freq	RB	Offset	BW (MHz)	Freq	RB	Offset	Maximum Output Power (dBm)	UL CA Inactive (dBm)	Maximum Output Power (dBm)	UL CA Active (dBm)	Delta
CA_41C	ANT 1	Mode A	QPSK	20	2583.1	1	99	20	2602.9	1	0	25.7	24.0	25.7	24.2	0.2
CA_41C	ANT 1	Mode B	QPSK	20	2660.2	1	99	20	2680.0	1	0	25.4	24.0	25.4	23.9	-0.1
CA_41C	ANT 1	Mode B	QPSK	20	2510.0	1	99	20	2529.8	1	0	25.4	23.9	25.4	23.8	-0.1
CA_41C	ANT 2	Mode A	QPSK	20	2510.0	1	99	20	2529.8	1	0	21.8	20.4	21.8	20.4	0.0
CA_41C	ANT 2	Mode B	QPSK	20	2583.1	1	99	20	2602.9	1	0	23.4	22.0	23.4	22.1	0.1
CA_41C	ANT 3	Mode A	QPSK	20	2583.1	1	99	20	2602.9	1	0	25.7	23.8	25.7	23.9	0.1
CA_41C	ANT 3	Mode B	QPSK	20	2583.1	1	99	20	2602.9	1	0	24.3	22.4	24.3	22.4	0.0
CA_41C	ANT 4	Mode A	QPSK	20	2583.1	1	99	20	2602.9	1	0	20.7	19.0	20.7	19.1	0.1
CA_41C	ANT 4	Mode B	QPSK	20	2583.1	1	99	20	2602.9	1	0	21.5	19.9	21.5	19.9	0.0
CA_41C	ANT 4	Mode B	QPSK	20	2544.6	1	99	20	2564.4	1	0	21.5	19.7	21.5	19.7	0.0

This report shall not be reproduced without the written approval of UL Verification Services Inc.

LTE CA 41C (PC2) Measured Results

UL CA Combination	Antenna	Power Mode	Modulation	PCC				SCC				Standalone Power		(PCC + SCC) UL CA Power		
				BW (MHz)	Freq	RB	Offset	BW (MHz)	Freq	RB	Offset	Maximum Output Power (dBm)	UL CA Inactive (dBm)	Maximum Output Power (dBm)	UL CA Active (dBm)	Delta
CA_41C	ANT 1	Mode A	QPSK	20	2583.1	1	99	20	2602.9	1	0	28.7	27.3	28.7	27.5	0.2
CA_41C	ANT 3	Mode A	QPSK	20	2583.1	1	99	20	2602.9	1	0	28.7	27.3	28.7	27.1	-0.2

LTE CA 48C Measured Results

UL CA Combination	Antenna	Power Mode	Modulation	PCC				SCC				Standalone Power		(PCC + SCC) UL CA Power		
				BW (MHz)	Freq	RB	Offset	BW (MHz)	Freq	RB	Offset	Maximum Output Power (dBm)	UL CA Inactive (dBm)	Maximum Output Power (dBm)	UL CA Active (dBm)	Delta
CA_48C	ANT 7	Mode A	QPSK	20	3633.5	1	99	20	3653.3	1	0	25.0	23.1	25.0	23.2	0.1
CA_48C	ANT 7	Mode B	QPSK	20	3633.5	1	99	20	3653.3	1	0	23.2	21.4	23.2	21.5	0.1
CA_48C	ANT 7	Mode B	QPSK	20	3560.0	1	99	20	3579.8	1	0	23.2	21.5	23.2	21.4	-0.1
CA_48C	ANT 8	Mode A	QPSK	20	3633.5	1	99	20	3653.3	1	0	22.8	21.1	22.8	21.2	0.1
CA_48C	ANT 8	Mode B	QPSK	20	3633.5	1	99	20	3653.3	1	0	20.5	18.7	20.5	18.9	0.2
CA_48C	ANT 8	Mode B	QPSK	20	3670.2	1	99	20	3690.0	1	0	20.5	18.7	20.5	18.8	0.1
CA_48C	ANT 9	Mode A	QPSK	20	3633.5	1	99	20	3653.3	1	0	25.0	23.2	25.0	23.4	0.2
CA_48C	ANT 9	Mode B	QPSK	20	3633.5	1	99	20	3653.3	1	0	24.7	23.0	24.7	23.1	0.1
CA_48C	ANT 9	Mode B	QPSK	20	3560.0	1	99	20	3579.8	1	0	24.7	23.1	24.7	23.0	-0.1
CA_48C	ANT 4	Mode A	QPSK	20	3560.0	1	99	20	3579.8	1	0	21.1	19.5	21.1	19.5	0.0
CA_48C	ANT 4	Mode B	QPSK	20	3633.5	1	99	20	3653.3	1	0	22.5	21.1	22.5	21.1	0.0
CA_48C	ANT 4	Mode B	QPSK	20	3560.0	1	99	20	3579.8	1	0	22.5	20.9	22.5	20.9	0.0

LTE Inter-Band Carrier Aggregation

According to October 2018 TCB workshop, Uplink CA SAR Test Guidance as follows:

- Provide the single uplink SAR values you have obtained for the relevant SAR configurations and frequency bands that employ inter-band uplink carrier aggregation.
- If the single uplink 1-g SAR values for each band are both less than 0.8 W/kg and the algebraic summation of the 1-g SAR values are less than 1.45 W/kg no additional measurements need to be performed.
- If one of the single uplink 1-g SAR values is greater than 0.8 W/kg, instead of algebraically summing the 1-g SAR values, sum up the SAR distributions, similar to the enlarged zoom scan (volume scan) procedures found in FCC KDB Publication 865664 D01 SAR Measurement 100 MHz to 6 GHz v01r04.
- If the algebraic sum of the 1-g SAR values is > 1.45 W/kg additional measurements may have to be made. Submit a KDB inquiry for additional guidance.

Maximum Output Power (Tune-up Limit) and SAR test exemption for LTE UL Carrier Aggregation

The maximum UL CA transmit power is reduced by 3dB from the standalone values for both carriers therefore SAR will be reduced accordingly.

The reported 1g SAR for any standalone LTE configuration does not exceed 1.2 W/kg. The worst-case UL CA SAR per band will therefore be <0.6W/kg. As the SAR for each individual band is <0.6 W/kg and the algebraic summation cannot exceed 1.2 W/kg no further measurements are needed.

The combined SAR contribution cannot exceed the highest standalone SAR:

$(SAR_{LTE1}/2 + SAR_{LTE2}/2 \leq Max\ (SAR_{LTE1}, SAR_{LTE2})$

therefore, simultaneous transmission analysis of UL-CA and WLAN/BT transmitters can be done using either of the standalone LTE SAR values alone.

This report shall not be reproduced without the written approval of UL Verification Services Inc.

9.5. LTE Down-Link Carrier Aggregation

This device supports LTE downlink carrier aggregation (CA).

This report shall not be reproduced without the written approval of UL Verification Services Inc.

9.6. 5G NR(FR1)

The following tests were conducted according to the test requirements outlined in section 6.2 of the 3GPP TS 138.521-1 specification.

UE Power Class: 3 (23 +/- 2dBm). The allowed Maximum Power Reduction (MPR) for the maximum output power due to higher order modulation and transmit bandwidth configuration (resource blocks) is specified in Table 6.2.3-1 of the 3GPP TS138.521-1.

Table 6.2.2.3-1: Maximum Power Reduction (MPR) for Power 3

Modulation	MPR (dB)		
	Edge RB allocations	Outer RB allocations	Inner RB allocations
DFT-s-OFDM PI/2 BPSK	≤ 3.5[1]	≤ 1.2[1]	≤ 0.2[1]
	≤ 0.5[2]		0[2]
DFT-s-OFDM QPSK	≤ 1		0
DFT-s-OFDM 16 QAM	≤ 2		≤ 1
DFT-s-OFDM 64 QAM	≤ 2.5		
DFT-s-OFDM 256 QAM	≤ 4.5		
CP-OFDM QPSK	≤ 3		≤ 1.5
CP-OFDM 16 QAM	≤ 3		≤ 2
CP-OFDM 64 QAM	≤ 3.5		
CP-OFDM 256 QAM	≤ 6.5		

NOTE 1: Applicable for UE operating in TDD mode with PI/2 BPSK modulation and UE indicates support for UE capability *powerBoosting-pi2BPSK* and if the IE *powerBoostPi2BPSK* is set to 1 and 40 % or less slots in radio frame are used for UL transmission for bands n40, n41, n77, n78 and n79. The reference power of 0dB MPR is 26dBm.

NOTE 2: Applicable for UE operating in FDD mode, or in TDD mode in bands other than n40, n41, n77, n78 and n79 and if the IE *powerBoostPi2BPSK* is set to 0 and if more than 40% of slots in radio frame are used for UL transmission for bands n40, n41, n77, n78 and n79.

The allowed A-MPR values specified below in Table 6.2.3.3.1-1 of 3GPP TS138.521-1 are in addition to the allowed MPR requirements. All the measurements below were performed with A-MPR disabled, by using Network Signaling Value of “NS_01”

Table 6.2.3.3.1-1: Additional maximum power reduction (A-MPR)

Network Signalling label	Requirements (subclause)	NR Band	Channel bandwidth (MHz)	Resources Blocks (N_{RB})	A-MPR (dB)
NS_01		Table 5.2-1	5, 10, 15, 20, 25, 30, 40, 50, 60, 80, 90, 100	Table 5.3.2-1	N/A

This report shall not be reproduced without the written approval of UL Verification Services Inc.

Uplink RB allocations were used to Table 6.1-1 of the 3GPP TS 138.521-1.

Channel Bandwidth	SCS(kHz)	OFDM	RB allocation							
			Edge_Full_Left	Edge_Full_Right	Edge_1RB_Left	Edge_1RB_Right	Outer_Full	Inner_Full	Inner_1RB_Left	Inner_1RB_Right
5MHz	15	DFT-s	2@0	2@23	1@0	1@24	25@0	12@6	1@1	1@23
		CP	2@0	2@23	1@0	1@24	25@0	13@6	1@1	1@23
	30	DFT-s	2@0	2@9	1@0	1@10	10@0	5@2[1]	1@1	1@9
		CP	2@0	2@9	1@0	1@10	11@0	5@2[1]	1@1	1@9
	60	DFT-s	N/A	N/A	N/A	N/A	N/A	N/A	N/A	N/A
		CP	N/A	N/A	N/A	N/A	N/A	N/A	N/A	N/A
10MHz	15	DFT-s	2@0	2@50	1@0	1@51	50@0	25@12	1@1	1@50
		CP	2@0	2@50	1@0	1@51	52@0	26@13	1@1	1@50
	30	DFT-s	2@0	2@22	1@0	1@23	24@0	12@6	1@1	1@22
		CP	2@0	2@22	1@0	1@23	24@0	12@6	1@1	1@22
	60	DFT-s	2@0	2@9	1@0	1@10	10@0	5@2[1]	1@1	1@9
		CP	2@0	2@9	1@0	1@10	11@0	5@2[1]	1@1	1@9
15MHz	15	DFT-s	2@0	2@77	1@0	1@78	75@0	36@18	1@1	1@77
		CP	2@0	2@77	1@0	1@78	79@0	39@19[1]	1@1	1@77
	30	DFT-s	2@0	2@36	1@0	1@37	36@0	18@9	1@1	1@36
		CP	2@0	2@36	1@0	1@37	38@0	19@9	1@1	1@36
	60	DFT-s	2@0	2@16	1@0	1@17	18@0	9@4	1@1	1@16
		CP	2@0	2@16	1@0	1@17	18@0	9@4	1@1	1@16
20MHz	15	DFT-s	2@0	2@104	1@0	1@105	100@0	50@25	1@1	1@104
		CP	2@0	2@104	1@0	1@105	106@0	53@26	1@1	1@104
	30	DFT-s	2@0	2@49	1@0	1@50	50@0	25@12	1@1	1@49
		CP	2@0	2@49	1@0	1@50	51@0	25@12[1]	1@1	1@49
	60	DFT-s	2@0	2@22	1@0	1@23	24@0	12@6	1@1	1@22
		CP	2@0	2@22	1@0	1@23	24@0	12@6	1@1	1@22
25MHz	15	DFT-s	2@0	2@131	1@0	1@132	128@0	64@32	1@1	1@131
		CP	2@0	2@131	1@0	1@132	133@0	67@33	1@1	1@131
	30	DFT-s	2@0	2@63	1@0	1@64	64@0	32@16	1@1	1@63
		CP	2@0	2@63	1@0	1@64	65@0	33@16	1@1	1@63
	60	DFT-s	2@0	2@29	1@0	1@30	30@0	15@7[1]	1@1	1@29
		CP	2@0	2@29	1@0	1@30	31@0	15@7[1]	1@1	1@29
30MHz	15	DFT-s	2@0	2@158	1@0	1@159	160@0	80@40	1@1	1@158
		CP	2@0	2@158	1@0	1@159	160@0	80@40	1@1	1@158
	30	DFT-s	2@0	2@76	1@0	1@77	75@0	36@18	1@1	1@76
		CP	2@0	2@76	1@0	1@77	78@0	39@19	1@1	1@76
	60	DFT-s	2@0	2@36	1@0	1@37	36@0	18@9	1@1	1@36
		CP	2@0	2@36	1@0	1@37	38@0	19@9	1@1	1@36
40MHz	15	DFT-s	2@0	2@214	1@0	1@215	216@0	108@54	1@1	1@214
		CP	2@0	2@214	1@0	1@215	216@0	108@54	1@1	1@214
	30	DFT-s	2@0	2@104	1@0	1@105	100@0	50@25	1@1	1@104
		CP	2@0	2@104	1@0	1@105	106@0	53@26	1@1	1@104
	60	DFT-s	2@0	2@49	1@0	1@50	50@0	25@12	1@1	1@49
		CP	2@0	2@49	1@0	1@50	51@0	25@12[1]	1@1	1@49
50MHz	15	DFT-s	2@0	2@268	1@0	1@269	270@0	135@67	1@1	1@268
		CP	2@0	2@268	1@0	1@269	270@0	135@67	1@1	1@268
	30	DFT-s	2@0	2@131	1@0	1@132	128@0	64@32	1@1	1@131
		CP	2@0	2@131	1@0	1@132	133@0	67@33	1@1	1@131
	60	DFT-s	2@0	2@63	1@0	1@64	64@0	32@16	1@1	1@63
		CP	2@0	2@63	1@0	1@64	65@0	33@16	1@1	1@63
60MHz	15	DFT-s	N/A	N/A	N/A	N/A	N/A	N/A	N/A	N/A
		CP	N/A	N/A	N/A	N/A	N/A	N/A	N/A	N/A
	30	DFT-s	2@0	2@160	1@0	1@161	162@0	81@40	1@1	1@160
		CP	2@0	2@160	1@0	1@161	162@0	81@40	1@1	1@160
	60	DFT-s	2@0	2@77	1@0	1@78	75@0	36@18	1@1	1@77
		CP	2@0	2@77	1@0	1@78	79@0	39@19[1]	1@1	1@77
80MHz	15	DFT-s	N/A	N/A	N/A	N/A	N/A	N/A	N/A	N/A
		CP	N/A	N/A	N/A	N/A	N/A	N/A	N/A	N/A
	30	DFT-s	2@0	2@215	1@0	1@216	216@0	108@54	1@1	1@215
		CP	2@0	2@215	1@0	1@216	217@0	109@54	1@1	1@215
	60	DFT-s	2@0	2@105	1@0	1@106	100@0	50@25	1@1	1@105
		CP	2@0	2@105	1@0	1@106	107@0	53@26[1]	1@1	1@105
90MHz	15	DFT-s	N/A	N/A	N/A	N/A	N/A	N/A	N/A	N/A
		CP	N/A	N/A	N/A	N/A	N/A	N/A	N/A	N/A
	30	DFT-s	2@0	2@243	1@0	1@244	240@0	120@60	1@1	1@243
		CP	2@0	2@243	1@0	1@244	245@0	123@61	1@1	1@243
	60	DFT-s	2@0	2@119	1@0	1@120	120@0	60@30	1@1	1@119
		CP	2@0	2@119	1@0	1@120	121@0	61@30	1@1	1@119
100MHz	15	DFT-s	N/A	N/A	N/A	N/A	N/A	N/A	N/A	N/A
		CP	N/A	N/A	N/A	N/A	N/A	N/A	N/A	N/A
	30	DFT-s	2@0	2@271	1@0	1@272	270@0	135@67	1@1	1@271
		CP	2@0	2@271	1@0	1@272	273@0	137@68	1@1	1@271
	60	DFT-s	2@0	2@133	1@0	1@134	135@0	64@32	1@1	1@133
		CP	2@0	2@133	1@0	1@134	135@0	67@33[1]	1@1	1@133

Note 1: The allocated RB number L_{CRB} is ceil(N_{RB}/2) -1 in order to meet Inner RB allocation definition ($RB_{Start,Low} \leq RB_{Start} \leq RB_{Start,High}$) described in subclause 6.2.2 of TS 38.101-1 [2].

This report shall not be reproduced without the written approval of UL Verification Services Inc.

Maximum Output Power for 5G NR (FR1)

According to April 2015 TCB workshop, SAR test exclusion can be applied for testing overlapping 5G NR(FR1) bands as follows:

c) The maximum output power, including tolerance, for the smaller band must be ≤ the larger band to qualify for the SAR test exclusion.

d) The channel bandwidth and other operating parameters for the smaller band must be fully supported by the larger band.

- NR Band n2 (1850-1910 MHz) is covered by NR Band n25 (1850-1915 MHz)

For some 5GNR(FR1) Bands, the maximum bandwidth does not support at least three non-overlapping channels in certain channel bandwidths. When a device supports overlapping channel assignment in a channel bandwidth configuration, the middle channel of the group of overlapping channels should be selected for testing per KDB 941225 D05 SAR for LTE Devices.

SAR measurement is not required for the Pi/2 BPSK, 16QAM, 64QAM, and 256QAM. When the highest maximum output power for Pi/2 BPSK, 16QAM, 64QAM, and 256QAM is ≤ ½ dB higher than the QPSK or when the reported SAR for the QPSK configuration is ≤ 1.45 W/kg.

This report shall not be reproduced without the written approval of UL Verification Services Inc.

Please refer to section 6.5. for 5G NR(FR1) detail test channels.

PS1

RF Air interface	Mode	Maximum Output Power (dBm)							
		ANT1		ANT2		ANT3		ANT4	
		Mode A	Mode B	Mode A	Mode B	Mode A	Mode B	Mode A	Mode B
NR n2	π/2 BPSK & QPSK	25.2	21.9	20.6	24.3	25.7	23.9	20.6	22.0
NR n5	π/2 BPSK & QPSK	25.7	25.7	25.5	25.7	25.7	25.7		
NR n7	π/2 BPSK & QPSK	24.7	24.5	19.7	21.9	25.7	23.2	18.2	19.6
NR n12	π/2 BPSK & QPSK	25.7	25.7	25.7	25.7	25.7	25.7		
NR n14	π/2 BPSK & QPSK	25.7	25.7	25.7	25.7	25.7	25.7		
NR n25	π/2 BPSK & QPSK	25.2	21.9	20.6	24.3	25.7	23.9	20.6	22.0
NR n26	π/2 BPSK & QPSK	25.7	25.7	25.5	25.7	25.7	25.7		
NR n30	π/2 BPSK & QPSK	24.7	24.4	20.2	22.1	25.7	22.1	21.2	22.0
NR n41 (PC3)	π/2 BPSK & QPSK	25.7	23.7	19.4	21.9	25.7	23.0	18.5	19.5
NR n41 (PC2)	π/2 BPSK & QPSK	28.7	23.7	19.4	21.9	28.7	23.0	18.5	19.5
NR n53	π/2 BPSK & QPSK					20.7	20.7	19.8	20.7
NR n66	π/2 BPSK & QPSK	25.7	22.4	21.8	24.5	25.7	23.3	21.0	22.8
NR n70	π/2 BPSK & QPSK	25.7	22.3	22.2	24.7	25.7	24.4	21.8	23.7
NR n71	π/2 BPSK & QPSK	25.7	25.7	25.7	25.7	25.7	25.7		
RF Air interface	Mode	Maximum Output Power (dBm)							
		ANT7		ANT8		ANT9		ANT4	
		Mode A	Mode B	Mode A	Mode B	Mode A	Mode B	Mode A	Mode B
NR n48	π/2 BPSK & QPSK	26.0	21.6	18.8	19.6	26.0	23.2	20.8	20.7
NR n77 Block A (PC3)	π/2 BPSK & QPSK	26.0	19.4	19.4	22.5	26.0	22.9	17.8	19.6
NR n77 Block A (PC2)	π/2 BPSK & QPSK	27.0	19.4	19.4	22.5	28.7	22.9	17.8	19.6
NR n77 Block C (PC3)	π/2 BPSK & QPSK	26.0	23.4	20.2	20.0	26.0	22.2	21.5	21.4
NR n77 Block C (PC2)	π/2 BPSK & QPSK	27.0	23.4	20.2	20.0	28.7	22.2	21.5	21.4

PS2

RF Air interface	Mode	Maximum Output Power (dBm)							
		ANT1		ANT2		ANT3		ANT4	
		Mode A	Mode B	Mode A	Mode B	Mode A	Mode B	Mode A	Mode B
NR n2	π/2 BPSK & QPSK	25.2	21.1	19.8	23.5	25.7	23.1	19.8	21.2
NR n5	π/2 BPSK & QPSK	25.7	25.7	24.7	25.7	25.7	25.7		
NR n7	π/2 BPSK & QPSK	24.7	23.7	18.9	21.1	25.7	22.4	17.4	18.8
NR n12	π/2 BPSK & QPSK	25.7	25.7	25.7	25.7	25.7	25.7		
NR n14	π/2 BPSK & QPSK	25.7	25.7	25.3	25.7	25.7	25.7		
NR n25	π/2 BPSK & QPSK	25.2	21.1	19.8	23.5	25.7	23.1	19.8	21.2
NR n26	π/2 BPSK & QPSK	25.7	25.7	24.7	25.7	25.7	25.7		
NR n30	π/2 BPSK & QPSK	24.7	23.6	19.4	21.3	25.7	21.3	20.4	21.2
NR n41 (PC3)	π/2 BPSK & QPSK	25.7	22.9	18.6	21.1	25.7	22.2	17.7	18.7
NR n41 (PC2)	π/2 BPSK & QPSK	28.7	22.9	18.6	21.1	28.7	22.2	17.7	18.7
NR n53	π/2 BPSK & QPSK					20.7	20.7	19.0	20.2
NR n66	π/2 BPSK & QPSK	25.7	21.6	21.0	23.7	25.7	22.5	20.2	22.0
NR n70	π/2 BPSK & QPSK	25.7	21.5	21.4	23.9	25.7	23.6	21.0	22.9
NR n71	π/2 BPSK & QPSK	25.7	25.7	25.7	25.7	25.7	25.7		
RF Air interface	Mode	Maximum Output Power (dBm)							
		ANT7		ANT8		ANT9		ANT4	
		Mode A	Mode B	Mode A	Mode B	Mode A	Mode B	Mode A	Mode B
NR n48	π/2 BPSK & QPSK	26.0	20.8	18.0	18.8	26.0	22.4	20.0	19.9
NR n77 Block A (PC3)	π/2 BPSK & QPSK	26.0	18.6	18.6	21.7	26.0	22.1	17.0	18.8
NR n77 Block A (PC2)	π/2 BPSK & QPSK	27.0	18.6	18.6	21.7	28.7	22.1	17.0	18.8
NR n77 Block C (PC3)	π/2 BPSK & QPSK	26.0	22.6	19.4	19.2	26.0	21.4	20.7	20.6
NR n77 Block C (PC2)	π/2 BPSK & QPSK	27.0	22.6	19.4	19.2	28.7	21.4	20.7	20.6

Notes:

The values listed for PS2 with a different color compared to PS1 are the transmission modes that have up to a 0.8 dBm decrease in power.

This report shall not be reproduced without the written approval of UL Verification Services Inc.

NR Band 5 Measured Results (ANT1)

BW (MHz)	Modulation	RB Allocation	RB offset	Mode A Power (dBm)			MPR	Tune-up Limit	RB Allocation	RB offset	Mode B Power (dBm)			MPR	Tune-up Limit
				166800	167300	167800					166800	167300	167800		
				834 MHz	836.5 MHz	839 MHz					834 MHz	836.5 MHz	839 MHz		
20	π/2 BPSK	1	1		24.2		0	25.7	1	1		24.2		0	25.7
		1	104		24.1		0	25.7	1	104		24.1		0	25.7
		50	28		24.1		0	25.7	50	28		24.1		0	25.7
	QPSK	1	1		24.0		0	25.7	1	1		24.0		0	25.7
		1	104		24.2		0	25.7	1	104		24.2		0	25.7
		50	28		24.0		0	25.7	50	28		24.0		0	25.7
BW (MHz)	Modulation	RB Allocation	RB offset	Mode A Power (dBm)			MPR	Tune-up Limit	RB Allocation	RB offset	Mode B Power (dBm)			MPR	Tune-up Limit
				166300	167300	168300					166300	167300	168300		
				831.5 MHz	836.5 MHz	841.5 MHz					831.5 MHz	836.5 MHz	841.5 MHz		
15	π/2 BPSK	1	1		24.0		0	25.7	1	1		24.0		0	25.7
		1	77		23.9		0	25.7	1	77		23.9		0	25.7
BW (MHz)	Modulation	RB Allocation	RB offset	Mode A Power (dBm)			MPR	Tune-up Limit	RB Allocation	RB offset	Mode B Power (dBm)			MPR	Tune-up Limit
				165800	167300	168800					165800	167300	168800		
				829 MHz	836.5 MHz	844 MHz					829 MHz	836.5 MHz	844 MHz		
10	π/2 BPSK	1	1		24.0		0	25.7	1	1		24.0		0	25.7
		1	50		23.8		0	25.7	1	50		23.8		0	25.7
BW (MHz)	Modulation	RB Allocation	RB offset	Mode A Power (dBm)			MPR	Tune-up Limit	RB Allocation	RB offset	Mode B Power (dBm)			MPR	Tune-up Limit
				165300	167300	169300					165300	167300	169300		
				826.5 MHz	836.5 MHz	846.5 MHz					826.5 MHz	836.5 MHz	846.5 MHz		
5	π/2 BPSK	1	1	23.9	24.0	23.9	0	25.7	1	1	23.9	24.0	23.9	0	25.7
		1	23	23.9	23.8	23.8	0	25.7	1	23	23.9	23.8	23.8	0	25.7

NR Band 5 Measured Results (ANT2)

BW (MHz)	Modulation	RB Allocation	RB offset	Mode A Power (dBm)			MPR	Tune-up Limit	RB Allocation	RB offset	Mode B Power (dBm)			MPR	Tune-up Limit
				166800	167300	167800					166800	167300	167800		
				834 MHz	836.5 MHz	839 MHz					834 MHz	836.5 MHz	839 MHz		
20	π/2 BPSK	1	1		23.9		0	25.5	1	1		24.3		0	25.7
		1	104		23.9		0	25.5	1	104		24.2		0	25.7
		50	28		23.9		0	25.5	50	28		24.1		0	25.7
	QPSK	1	1		23.7		0	25.5	1	1		24.2		0	25.7
		1	104		23.8		0	25.5	1	104		24.1		0	25.7
		50	28		23.9		0	25.5	50	28		24.2		0	25.7
BW (MHz)	Modulation	RB Allocation	RB offset	Mode A Power (dBm)			MPR	Tune-up Limit	RB Allocation	RB offset	Mode B Power (dBm)			MPR	Tune-up Limit
				166300	167300	168300					166300	167300	168300		
				831.5 MHz	836.5 MHz	841.5 MHz					831.5 MHz	836.5 MHz	841.5 MHz		
15	π/2 BPSK	1	1		23.8		0	25.5	1	1		24.1		0	25.7
		1	77		23.9		0	25.5	1	77		24.2		0	25.7
BW (MHz)	Modulation	RB Allocation	RB offset	Mode A Power (dBm)			MPR	Tune-up Limit	RB Allocation	RB offset	Mode B Power (dBm)			MPR	Tune-up Limit
				165800	167300	168800					165800	167300	168800		
				829 MHz	836.5 MHz	844 MHz					829 MHz	836.5 MHz	844 MHz		
10	π/2 BPSK	1	1		23.9		0	25.5	1	1		24.2		0	25.7
		1	50		23.9		0	25.5	1	50		24.2		0	25.7
BW (MHz)	Modulation	RB Allocation	RB offset	Mode A Power (dBm)			MPR	Tune-up Limit	RB Allocation	RB offset	Mode B Power (dBm)			MPR	Tune-up Limit
				165300	167300	169300					165300	167300	169300		
				826.5 MHz	836.5 MHz	846.5 MHz					826.5 MHz	836.5 MHz	846.5 MHz		
5	π/2 BPSK	1	1	24.1	23.9	23.9	0	25.5	1	1	24.2	24.2	24.1	0	25.7
		1	23	24.0	23.9	23.9	0	25.5	1	23	24.2	24.3	24.1	0	25.7

This report shall not be reproduced without the written approval of UL Verification Services Inc.

NR Band 5 Measured Results (ANT3)

BW (MHz)	Modulation	RB Allocation	RB offset	Mode A Power (dBm)			MPR	Tune-up Limit	RB Allocation	RB offset	Mode B Power (dBm)			MPR	Tune-up Limit
				166800	167300	167800					166800	167300	167800		
				834 MHz	836.5 MHz	839 MHz					834 MHz	836.5 MHz	839 MHz		
20	π/2 BPSK	1	1		24.4		0	25.7	1	1		24.4		0	25.7
		1	104		24.2		0	25.7	1	104		24.2		0	25.7
		50	28		24.2		0	25.7	50	28		24.2		0	25.7
	QPSK	1	1		24.5		0	25.7	1	1		24.5		0	25.7
		1	104		24.4		0	25.7	1	104		24.4		0	25.7
		50	28		24.3		0	25.7	50	28		24.3		0	25.7
BW (MHz)	Modulation	RB Allocation	RB offset	Mode A Power (dBm)			MPR	Tune-up Limit	RB Allocation	RB offset	Mode B Power (dBm)			MPR	Tune-up Limit
				166300	167300	168300					166300	167300	168300		
				831.5 MHz	836.5 MHz	841.5 MHz					831.5 MHz	836.5 MHz	841.5 MHz		
15	π/2 BPSK	1	1		24.1		0	25.7	1	1		24.1		0	25.7
		1	77		24.2		0	25.7	1	77		24.2		0	25.7
BW (MHz)	Modulation	RB Allocation	RB offset	Mode A Power (dBm)			MPR	Tune-up Limit	RB Allocation	RB offset	Mode B Power (dBm)			MPR	Tune-up Limit
				165800	167300	168800					165800	167300	168800		
				829 MHz	836.5 MHz	844 MHz					829 MHz	836.5 MHz	844 MHz		
10	π/2 BPSK	1	1		24.6		0	25.7	1	1		24.6		0	25.7
		1	50		24.4		0	25.7	1	50		24.4		0	25.7
BW (MHz)	Modulation	RB Allocation	RB offset	Mode A Power (dBm)			MPR	Tune-up Limit	RB Allocation	RB offset	Mode B Power (dBm)			MPR	Tune-up Limit
				165300	167300	169300					165300	167300	169300		
				826.5 MHz	836.5 MHz	846.5 MHz					826.5 MHz	836.5 MHz	846.5 MHz		
5	π/2 BPSK	1	1	24.3	24.3	24.47	0	25.7	1	1	24.3	24.3	24.5	0	25.7
		1	23	24.2	24.1	24.2	0	25.7	1	23	24.2	24.1	24.2	0	25.7

NR Band 7 Measured Results (ANT1)

BW (MHz)	Modulation	RB Allocation	RB offset	Mode A Power (dBm)			MPR	Tune-up Limit	RB Allocation	RB offset	Mode B Power (dBm)			MPR	Tune-up Limit
				504000	507000	510000					504000	507000	510000		
				2520 MHz	2535 MHz	2550 MHz					2520 MHz	2535 MHz	2550 MHz		
40	π/2 BPSK	1	1		22.9		0	24.7	1	1		22.5		0	24.5
		1	214		22.9		0	24.7	1	214		22.5		0	24.5
		108	54		23.2		0	24.7	108	54		22.8		0	24.5
	QPSK	1	1		22.9		0	24.7	1	1		22.6		0	24.5
		1	214		22.9		0	24.7	1	214		22.7		0	24.5
		108	54		23.2		0	24.7	108	54		23.0		0	24.5
BW (MHz)	Modulation	RB Allocation	RB offset	Mode A Power (dBm)			MPR	Tune-up Limit	RB Allocation	RB offset	Mode B Power (dBm)			MPR	Tune-up Limit
				503500	507000	510500					503500	507000	510500		
				2517.5 MHz	2535 MHz	2552.5 MHz					2517.5 MHz	2535 MHz	2552.5 MHz		
35	π/2 BPSK	1	1		22.8		0	24.7	1	1		22.9		0	24.5
		1	186		22.9		0	24.7	1	186		22.5		0	24.5
BW (MHz)	Modulation	RB Allocation	RB offset	Mode A Power (dBm)			MPR	Tune-up Limit	RB Allocation	RB offset	Mode B Power (dBm)			MPR	Tune-up Limit
				503000	507000	511000					503000	507000	511000		
				2515 MHz	2535 MHz	2555 MHz					2515 MHz	2535 MHz	2555 MHz		
30	π/2 BPSK	1	1		22.8		0	24.7	1	1		22.6		0	24.5
		1	158		22.9		0	24.7	1	158		22.8		0	24.5
BW (MHz)	Modulation	RB Allocation	RB offset	Mode A Power (dBm)			MPR	Tune-up Limit	RB Allocation	RB offset	Mode B Power (dBm)			MPR	Tune-up Limit
				502500	507000	511500					502500	507000	511500		
				2512.5 MHz	2535 MHz	2557.5 MHz					2512.5 MHz	2535 MHz	2557.5 MHz		
25	π/2 BPSK	1	1		22.9		0	24.7	1	1		22.5		0	24.5
		1	131		22.9		0	24.7	1	131		22.7		0	24.5
BW (MHz)	Modulation	RB Allocation	RB offset	Mode A Power (dBm)			MPR	Tune-up Limit	RB Allocation	RB offset	Mode B Power (dBm)			MPR	Tune-up Limit
				502000	507000	512000					502000	507000	512000		
				2510 MHz	2535 MHz	2560 MHz					2510 MHz	2535 MHz	2560 MHz		
20	π/2 BPSK	1	1	22.7	22.8	22.9	0	24.7	1	1	22.6	22.6	22.8	0	24.5
		1	104	22.8	23.0	23.0	0	24.7	1	104	22.6	22.6	22.8	0	24.5
BW (MHz)	Modulation	RB Allocation	RB offset	Mode A Power (dBm)			MPR	Tune-up Limit	RB Allocation	RB offset	Mode B Power (dBm)			MPR	Tune-up Limit
				501500	507000	512500					501500	507000	512500		
				2507.5 MHz	2535 MHz	2562.5 MHz					2507.5 MHz	2535 MHz	2562.5 MHz		
15	π/2 BPSK	1	1	22.7	22.9	22.9	0	24.7	1	1	22.6	22.7	22.7	0	24.5
		1	77	22.8	23.0	23.0	0	24.7	1	77	22.6	22.7	22.7	0	24.5
BW (MHz)	Modulation	RB Allocation	RB offset	Mode A Power (dBm)			MPR	Tune-up Limit	RB Allocation	RB offset	Mode B Power (dBm)			MPR	Tune-up Limit
				501000	507000	513000					501000	507000	513000		
				2505 MHz	2535 MHz	2565 MHz					2505 MHz	2535 MHz	2565 MHz		
10	π/2 BPSK	1	1	22.9	23.0	23.0	0	24.7	1	1	22.9	22.7	22.9	0	24.5
		1	50	22.9	23.1	23.1	0	24.7	1	50	22.9	22.9	22.8	0	24.5
BW (MHz)	Modulation	RB Allocation	RB offset	Mode A Power (dBm)			MPR	Tune-up Limit	RB Allocation	RB offset	Mode B Power (dBm)			MPR	Tune-up Limit
				500500	507000	513500					500500	507000	513500		
				2502.5 MHz	2535 MHz	2567.5 MHz					2502.5 MHz	2535 MHz	2567.5 MHz		
5	π/2 BPSK	1	1	22.7	22.9	22.9	0	24.7	1	1	22.5	22.7	22.7	0	24.5
		1	23	22.8	22.9	23.0	0	24.7	1	23	22.7	22.8	22.9	0	24.5

This report shall not be reproduced without the written approval of UL Verification Services Inc.

NR Band 7 Measured Results (ANT2)

BW (MHz)	Modulation	RB Allocation	RB offset	Mode A Power (dBm)			MPR	Tune-up Limit	RB Allocation	RB offset	Mode B Power (dBm)			MPR	Tune-up Limit
				504000	507000	510000					504000	507000	510000		
				2520 MHz	2535 MHz	2550 MHz					2520 MHz	2535 MHz	2550 MHz		
40	π/2 BPSK	1	1		17.7		0	19.7	1	1		20.1		0	21.9
		1	214		17.7		0	19.7	1	214		20.0		0	21.9
		108	54		17.7		0	19.7	108	54		20.1		0	21.9
	QPSK	1	1		17.7		0	19.7	1	1		20.0		0	21.9
		1	214		17.7		0	19.7	1	214		20.1		0	21.9
		108	54		17.7		0	19.7	108	54		20.1		0	21.9
BW (MHz)	Modulation	RB Allocation	RB offset	Mode A Power (dBm)			MPR	Tune-up Limit	RB Allocation	RB offset	Mode B Power (dBm)			MPR	Tune-up Limit
				503500	507000	510500					503500	507000	510500		
				2517.5 MHz	2535 MHz	2552.5 MHz					2517.5 MHz	2535 MHz	2552.5 MHz		
35	π/2 BPSK	1	1		17.7		0	19.7	1	1		20.0		0	21.9
		1	186		17.7		0	19.7	1	186		19.9		0	21.9
BW (MHz)	Modulation	RB Allocation	RB offset	Mode A Power (dBm)			MPR	Tune-up Limit	RB Allocation	RB offset	Mode B Power (dBm)			MPR	Tune-up Limit
				503000	507000	511000					503000	507000	511000		
				2515 MHz	2535 MHz	2555 MHz					2515 MHz	2535 MHz	2555 MHz		
30	π/2 BPSK	1	1		17.7		0	19.7	1	1		20.1		0	21.9
		1	158		17.7		0	19.7	1	158		19.9		0	21.9
BW (MHz)	Modulation	RB Allocation	RB offset	Mode A Power (dBm)			MPR	Tune-up Limit	RB Allocation	RB offset	Mode B Power (dBm)			MPR	Tune-up Limit
				502500	507000	511500					502500	507000	511500		
				2512.5 MHz	2535 MHz	2557.5 MHz					2512.5 MHz	2535 MHz	2557.5 MHz		
25	π/2 BPSK	1	1		17.7		0	19.7	1	1		20.1		0	21.9
		1	131		17.7		0	19.7	1	131		19.9		0	21.9
BW (MHz)	Modulation	RB Allocation	RB offset	Mode A Power (dBm)			MPR	Tune-up Limit	RB Allocation	RB offset	Mode B Power (dBm)			MPR	Tune-up Limit
				502000	507000	512000					502000	507000	512000		
				2510 MHz	2535 MHz	2560 MHz					2510 MHz	2535 MHz	2560 MHz		
20	π/2 BPSK	1	1	17.7	17.7	17.7	0	19.7	1	1	20.1	20.1	20.1	0	21.9
		1	104	17.7	17.7	17.7	0	19.7	1	104	19.9	20.0	20.2	0	21.9
BW (MHz)	Modulation	RB Allocation	RB offset	Mode A Power (dBm)			MPR	Tune-up Limit	RB Allocation	RB offset	Mode B Power (dBm)			MPR	Tune-up Limit
				501500	507000	512500					501500	507000	512500		
				2507.5 MHz	2535 MHz	2562.5 MHz					2507.5 MHz	2535 MHz	2562.5 MHz		
15	π/2 BPSK	1	1	17.7	17.7	17.7	0	19.7	1	1	19.9	19.9	19.9	0	21.9
		1	77	17.7	17.7	17.7	0	19.7	1	77	20.0	20.1	20.1	0	21.9
BW (MHz)	Modulation	RB Allocation	RB offset	Mode A Power (dBm)			MPR	Tune-up Limit	RB Allocation	RB offset	Mode B Power (dBm)			MPR	Tune-up Limit
				501000	507000	513000					501000	507000	513000		
				2505 MHz	2535 MHz	2565 MHz					2505 MHz	2535 MHz	2565 MHz		
10	π/2 BPSK	1	1	17.7	17.7	17.7	0	19.7	1	1	19.9	20.0	19.9	0	21.9
		1	50	17.7	17.7	17.7	0	19.7	1	50	20.0	20.1	20.1	0	21.9
BW (MHz)	Modulation	RB Allocation	RB offset	Mode A Power (dBm)			MPR	Tune-up Limit	RB Allocation	RB offset	Mode B Power (dBm)			MPR	Tune-up Limit
				500500	507000	513500					500500	507000	513500		
				2502.5 MHz	2535 MHz	2567.5 MHz					2502.5 MHz	2535 MHz	2567.5 MHz		
5	π/2 BPSK	1	1	17.7	17.7	17.7	0	19.7	1	1	19.9	20.0	20.1	0	21.9
		1	23	17.7	17.7	17.7	0	19.7	1	23	19.9	20.1	20.1	0	21.9

This report shall not be reproduced without the written approval of UL Verification Services Inc.

NR Band 7 Measured Results (ANT3)

BW (MHz)	Modulation	RB Allocation	RB offset	Mode A Power (dBm)			MPR	Tune-up Limit	RB Allocation	RB offset	Mode B Power (dBm)			MPR	Tune-up Limit
				504000	507000	510000					504000	507000	510000		
				2520 MHz	2535 MHz	2550 MHz					2520 MHz	2535 MHz	2550 MHz		
40	π/2 BPSK	1	1		24.4		0	25.7	1	1		21.7		0	23.2
		1	214		24.2		0	25.7	1	214		21.7		0	23.2
		108	54		24.5		0	25.7	108	54		21.9		0	23.2
	QPSK	1	1		24.5		0	25.7	1	1		22.0		0	23.2
		1	214		24.5		0	25.7	1	214		22.1		0	23.2
		108	54		24.6		0	25.7	108	54		22.2		0	23.2
BW (MHz)	Modulation	RB Allocation	RB offset	Mode A Power (dBm)			MPR	Tune-up Limit	RB Allocation	RB offset	Mode B Power (dBm)			MPR	Tune-up Limit
				503500	507000	510500					503500	507000	510500		
				2517.5 MHz	2535 MHz	2552.5 MHz					2517.5 MHz	2535 MHz	2552.5 MHz		
35	π/2 BPSK	1	1		24.4		0	25.7	1	1		21.9		0	23.2
		1	186		24.4		0	25.7	1	186		21.9		0	23.2
BW (MHz)	Modulation	RB Allocation	RB offset	Mode A Power (dBm)			MPR	Tune-up Limit	RB Allocation	RB offset	Mode B Power (dBm)			MPR	Tune-up Limit
				503000	507000	511000					503000	507000	511000		
				2515 MHz	2535 MHz	2555 MHz					2515 MHz	2535 MHz	2555 MHz		
30	π/2 BPSK	1	1		24.5		0	25.7	1	1		22.0		0	23.2
		1	158		24.8		0	25.7	1	158		22.1		0	23.2
BW (MHz)	Modulation	RB Allocation	RB offset	Mode A Power (dBm)			MPR	Tune-up Limit	RB Allocation	RB offset	Mode B Power (dBm)			MPR	Tune-up Limit
				502500	507000	511500					502500	507000	511500		
				2512.5 MHz	2535 MHz	2557.5 MHz					2512.5 MHz	2535 MHz	2557.5 MHz		
25	π/2 BPSK	1	1		24.6		0	25.7	1	1		22.1		0	23.2
		1	131		24.7		0	25.7	1	131		21.9		0	23.2
BW (MHz)	Modulation	RB Allocation	RB offset	Mode A Power (dBm)			MPR	Tune-up Limit	RB Allocation	RB offset	Mode B Power (dBm)			MPR	Tune-up Limit
				502000	507000	512000					502000	507000	512000		
				2510 MHz	2535 MHz	2560 MHz					2510 MHz	2535 MHz	2560 MHz		
20	π/2 BPSK	1	1	24.4	24.6	24.6	0	25.7	1	1	21.9	22.0	22.0	0	23.2
		1	104	24.4	24.5	24.7	0	25.7	1	104	21.9	22.1	22.0	0	23.2
BW (MHz)	Modulation	RB Allocation	RB offset	Mode A Power (dBm)			MPR	Tune-up Limit	RB Allocation	RB offset	Mode B Power (dBm)			MPR	Tune-up Limit
				501500	507000	512500					501500	507000	512500		
				2507.5 MHz	2535 MHz	2562.5 MHz					2507.5 MHz	2535 MHz	2562.5 MHz		
15	π/2 BPSK	1	1	24.4	24.5	24.7	0	25.7	1	1	21.8	21.9	21.9	0	23.2
		1	77	24.3	24.7	24.8	0	25.7	1	77	21.8	22.0	21.9	0	23.2
BW (MHz)	Modulation	RB Allocation	RB offset	Mode A Power (dBm)			MPR	Tune-up Limit	RB Allocation	RB offset	Mode B Power (dBm)			MPR	Tune-up Limit
				501000	507000	513000					501000	507000	513000		
				2505 MHz	2535 MHz	2565 MHz					2505 MHz	2535 MHz	2565 MHz		
10	π/2 BPSK	1	1	24.4	24.5	24.4	0	25.7	1	1	22.0	22.1	22.0	0	23.2
		1	50	24.6	24.6	24.4	0	25.7	1	50	22.0	22.4	22.0	0	23.2
BW (MHz)	Modulation	RB Allocation	RB offset	Mode A Power (dBm)			MPR	Tune-up Limit	RB Allocation	RB offset	Mode B Power (dBm)			MPR	Tune-up Limit
				500500	507000	513500					500500	507000	513500		
				2502.5 MHz	2535 MHz	2567.5 MHz					2502.5 MHz	2535 MHz	2567.5 MHz		
5	π/2 BPSK	1	1	24.3	24.5	24.6	0	25.7	1	1	21.9	22.0	22.1	0	23.2
		1	23	24.4	24.5	24.6	0	25.7	1	23	21.9	22.1	22.1	0	23.2

This report shall not be reproduced without the written approval of UL Verification Services Inc.

NR Band 7 Measured Results (ANT4)

BW (MHz)	Modulation	RB Allocation	RB offset	Mode A Power (dBm)			MPR	Tune-up Limit	RB Allocation	RB offset	Mode B Power (dBm)			MPR	Tune-up Limit
				504000	507000	510000					504000	507000	510000		
				2520 MHz	2535 MHz	2550 MHz					2520 MHz	2535 MHz	2550 MHz		
40	π/2 BPSK	1	1		16.5		0	18.2	1	1		18.1		0	19.6
		1	214		16.3		0	18.2	1	214		17.9		0	19.6
		108	54		16.6		0	18.2	108	54		18.0		0	19.6
	QPSK	1	1		16.7		0	18.2	1	1		18.0		0	19.6
		1	214		16.6		0	18.2	1	214		17.8		0	19.6
		108	54		16.8		0	18.2	108	54		17.9		0	19.6
BW (MHz)	Modulation	RB Allocation	RB offset	Mode A Power (dBm)			MPR	Tune-up Limit	RB Allocation	RB offset	Mode B Power (dBm)			MPR	Tune-up Limit
				503500	507000	510500					503500	507000	510500		
				2517.5 MHz	2535 MHz	2552.5 MHz					2517.5 MHz	2535 MHz	2552.5 MHz		
35	π/2 BPSK	1	1		16.6		0	18.2	1	1		18.6		0	19.6
		1	186		16.6		0	18.2	1	186		18.5		0	19.6
BW (MHz)	Modulation	RB Allocation	RB offset	Mode A Power (dBm)			MPR	Tune-up Limit	RB Allocation	RB offset	Mode B Power (dBm)			MPR	Tune-up Limit
				503000	507000	511000					503000	507000	511000		
				2515 MHz	2535 MHz	2555 MHz					2515 MHz	2535 MHz	2555 MHz		
30	π/2 BPSK	1	1		16.7		0	18.2	1	1		18.5		0	19.6
		1	158		16.7		0	18.2	1	158		18.4		0	19.6
BW (MHz)	Modulation	RB Allocation	RB offset	Mode A Power (dBm)			MPR	Tune-up Limit	RB Allocation	RB offset	Mode B Power (dBm)			MPR	Tune-up Limit
				502500	507000	511500					502500	507000	511500		
				2512.5 MHz	2535 MHz	2557.5 MHz					2512.5 MHz	2535 MHz	2557.5 MHz		
25	π/2 BPSK	1	1		16.6		0	18.2	1	1		18.3		0	19.6
		1	131		16.5		0	18.2	1	131		18.3		0	19.6
BW (MHz)	Modulation	RB Allocation	RB offset	Mode A Power (dBm)			MPR	Tune-up Limit	RB Allocation	RB offset	Mode B Power (dBm)			MPR	Tune-up Limit
				502000	507000	512000					502000	507000	512000		
				2510 MHz	2535 MHz	2560 MHz					2510 MHz	2535 MHz	2560 MHz		
20	π/2 BPSK	1	1	16.6	16.7	16.6	0	18.2	1	1	18.4	18.4	18.4	0	19.6
		1	104	16.6	16.6	16.4	0	18.2	1	104	18.4	18.4	18.4	0	19.6
BW (MHz)	Modulation	RB Allocation	RB offset	Mode A Power (dBm)			MPR	Tune-up Limit	RB Allocation	RB offset	Mode B Power (dBm)			MPR	Tune-up Limit
				501500	507000	512500					501500	507000	512500		
				2507.5 MHz	2535 MHz	2562.5 MHz					2507.5 MHz	2535 MHz	2562.5 MHz		
15	π/2 BPSK	1	1	16.6	16.7	16.5	0	18.2	1	1	18.5	18.6	18.5	0	19.6
		1	77	16.6	16.6	16.4	0	18.2	1	77	18.5	18.4	18.6	0	19.6
BW (MHz)	Modulation	RB Allocation	RB offset	Mode A Power (dBm)			MPR	Tune-up Limit	RB Allocation	RB offset	Mode B Power (dBm)			MPR	Tune-up Limit
				501000	507000	513000					501000	507000	513000		
				2505 MHz	2535 MHz	2565 MHz					2505 MHz	2535 MHz	2565 MHz		
10	π/2 BPSK	1	1	16.7	16.7	16.7	0	18.2	1	1	18.6	18.5	18.4	0	19.6
		1	50	16.6	16.8	16.5	0	18.2	1	50	18.4	18.4	18.4	0	19.6
BW (MHz)	Modulation	RB Allocation	RB offset	Mode A Power (dBm)			MPR	Tune-up Limit	RB Allocation	RB offset	Mode B Power (dBm)			MPR	Tune-up Limit
				500500	507000	513500					500500	507000	513500		
				2502.5 MHz	2535 MHz	2567.5 MHz					2502.5 MHz	2535 MHz	2567.5 MHz		
5	π/2 BPSK	1	1	16.7	16.7	16.5	0	18.2	1	1	18.5	18.4	18.4	0	19.6
		1	23	16.6	16.8	16.5	0	18.2	1	23	18.5	18.5	18.6	0	19.6

This report shall not be reproduced without the written approval of UL Verification Services Inc.

NR Band 12 Measured Results (ANT1)

BW (MHz)	Modulation	RB Allocation	RB offset	Mode A Power (dBm)			MPR	Tune-up Limit	RB Allocation	RB offset	Mode B Power (dBm)			MPR	Tune-up Limit
				141300	141500	141700					141300	141500	141700		
				706.5 MHz	707.5 MHz	708.5 MHz					706.5 MHz	707.5 MHz	708.5 MHz		
15	π/2 BPSK	1	1		24.3		0	25.7	1	1		24.3		0	25.7
		1	77		24.2		0	25.7	1	77		24.2		0	25.7
		36	22		24.3		0	25.7	36	22		24.3		0	25.7
	QPSK	1	24		24.0		0	25.7	1	1		24.0		0	25.7
		1	77		23.9		0	25.7	1	77		23.9		0	25.7
		36	22		23.9		0	25.7	36	22		23.9		0	25.7
BW (MHz)	Modulation	RB Allocation	RB offset	Mode A Power (dBm)			MPR	Tune-up Limit	RB Allocation	RB offset	Mode B Power (dBm)			MPR	Tune-up Limit
				140800	141500	142200					140800	141500	142200		
				704 MHz	707.5 MHz	711 MHz					704 MHz	707.5 MHz	711 MHz		
10	π/2 BPSK	1	1		23.8		0	25.7	1	1		23.8		0	25.7
		1	50		24.0		0	25.7	1	50		24.0		0	25.7
BW (MHz)	Modulation	RB Allocation	RB offset	Mode A Power (dBm)			MPR	Tune-up Limit	RB Allocation	RB offset	Mode B Power (dBm)			MPR	Tune-up Limit
				140300	141500	142700					140300	141500	142700		
				701.5 MHz	707.5 MHz	713.5 MHz					701.5 MHz	707.5 MHz	713.5 MHz		
5	π/2 BPSK	1	1	23.9	23.9	23.8	0	25.7	1	1	23.9	23.9	23.8	0	25.7
		1	23	23.8	23.9	23.8	0	25.7	1	23	23.8	23.9	23.8	0	25.7

NR Band 12 Measured Results (ANT2)

BW (MHz)	Modulation	RB Allocation	RB offset	Mode A Power (dBm)			MPR	Tune-up Limit	RB Allocation	RB offset	Mode B Power (dBm)			MPR	Tune-up Limit
				141300	141500	141700					141300	141500	141700		
				706.5 MHz	707.5 MHz	708.5 MHz					706.5 MHz	707.5 MHz	708.5 MHz		
15	π/2 BPSK	1	1		24.2		0	25.7	1	1		24.2		0	25.7
		1	77		24.1		0	25.7	1	77		24.1		0	25.7
		36	22		24.2		0	25.7	36	22		24.2		0	25.7
	QPSK	1	1		24.2		0	25.7	1	1		24.2		0	25.7
		1	77		24.1		0	25.7	1	77		24.1		0	25.7
		36	22		24.2		0	25.7	36	22		24.2		0	25.7
BW (MHz)	Modulation	RB Allocation	RB offset	Mode A Power (dBm)			MPR	Tune-up Limit	RB Allocation	RB offset	Mode B Power (dBm)			MPR	Tune-up Limit
				140800	141500	142200					140800	141500	142200		
				704 MHz	707.5 MHz	711 MHz					704 MHz	707.5 MHz	711 MHz		
10	π/2 BPSK	1	1		24.1		0	25.7	1	1		24.1		0	25.7
		1	50		24.2		0	25.7	1	50		24.2		0	25.7
BW (MHz)	Modulation	RB Allocation	RB offset	Mode A Power (dBm)			MPR	Tune-up Limit	RB Allocation	RB offset	Mode B Power (dBm)			MPR	Tune-up Limit
				140300	141500	142700					140300	141500	142700		
				701.5 MHz	707.5 MHz	713.5 MHz					701.5 MHz	707.5 MHz	713.5 MHz		
5	π/2 BPSK	1	1	24.1	24.2	24.2	0	25.7	1	1	24.1	24.2	24.2	0	25.7
		1	23	24.2	24.3	24.3	0	25.7	1	23	24.2	24.3	24.3	0	25.7

NR Band 12 Measured Results (ANT3)

BW (MHz)	Modulation	RB Allocation	RB offset	Mode A Power (dBm)			MPR	Tune-up Limit	RB Allocation	RB offset	Mode B Power (dBm)			MPR	Tune-up Limit
				141300	141500	141700					141300	141500	141700		
				706.5 MHz	707.5 MHz	708.5 MHz					706.5 MHz	707.5 MHz	708.5 MHz		
15	π/2 BPSK	1	1		24.1		0	25.7	1	1		24.1		0	25.7
		1	77		24.4		0	25.7	1	77		24.4		0	25.7
		36	22		24.1		0	25.7	36	22		24.1		0	25.7
	QPSK	1	1		24.2		0	25.7	1	1		24.2		0	25.7
		1	77		24.1		0	25.7	1	77		24.1		0	25.7
		36	22		24.1		0	25.7	36	22		24.1		0	25.7
BW (MHz)	Modulation	RB Allocation	RB offset	Mode A Power (dBm)			MPR	Tune-up Limit	RB Allocation	RB offset	Mode B Power (dBm)			MPR	Tune-up Limit
				140800	141500	142200					140800	141500	142200		
				704 MHz	707.5 MHz	711 MHz					704 MHz	707.5 MHz	711 MHz		
10	π/2 BPSK	1	1		24.1		0	25.7	1	1		24.1		0	25.7
		1	50		24.2		0	25.7	1	50		24.2		0	25.7
BW (MHz)	Modulation	RB Allocation	RB offset	Mode A Power (dBm)			MPR	Tune-up Limit	RB Allocation	RB offset	Mode B Power (dBm)			MPR	Tune-up Limit
				140300	141500	142700					140300	141500	142700		
				701.5 MHz	707.5 MHz	713.5 MHz					701.5 MHz	707.5 MHz	713.5 MHz		
5	π/2 BPSK	1	1	24.19	24.2	24.1	0	25.7	1	1	24.2	24.2	24.1	0	25.7
		1	23	24.2	24.3	24.1	0	25.7	1	23	24.2	24.3	24.1	0	25.7

This report shall not be reproduced without the written approval of UL Verification Services Inc.

NR Band 14 Measured Results (ANT1)

BW (MHz)	Modulation	RB Allocation	RB offset	Mode A Power (dBm)			MPR	Tune-up Limit	RB Allocation	RB offset	Mode B Power (dBm)			MPR	Tune-up Limit
				158600	158600	158600					158600	158600	158600		
				793 MHz	793 MHz	793 MHz					793 MHz	793 MHz	793 MHz		
10	π/2 BPSK	1	1		24.3		0	25.7	1	1		24.3		0	25.7
		1	50		24.1		0	25.7	1	50		24.1		0	25.7
		25	14		24.2		0	25.7	25	14		24.2		0	25.7
	QPSK	1	1		23.9		0	25.7	1	1		23.9		0	25.7
		1	50		24.0		0	25.7	1	50		24.0		0	25.7
		25	14		24.0		0	25.7	25	14		24.0		0	25.7
BW (MHz)	Modulation	RB Allocation	RB offset	Mode A Power (dBm)			MPR	Tune-up Limit	RB Allocation	RB offset	Mode B Power (dBm)			MPR	Tune-up Limit
				158100	158600	159100					158100	158600	159100		
				790.5 MHz	793 MHz	795.5 MHz					790.5 MHz	793 MHz	795.5 MHz		
5	π/2 BPSK	1	1		23.9		0	25.7	1	1		23.9		0	25.7
		1	23		23.8		0	25.7	1	23		23.8		0	25.7

NR Band 14 Measured Results (ANT2)

BW (MHz)	Modulation	RB Allocation	RB offset	Mode A Power (dBm)			MPR	Tune-up Limit	RB Allocation	RB offset	Mode B Power (dBm)			MPR	Tune-up Limit
				158600	158600	158600					158600	158600	158600		
				793 MHz	793 MHz	793 MHz					793 MHz	793 MHz	793 MHz		
10	π/2 BPSK	1	1		24.2		0	25.7	1	1		24.2		0	25.7
		1	50		24.2		0	25.7	1	50		24.2		0	25.7
		25	14		24.2		0	25.7	25	14		24.2		0	25.7
	QPSK	1	1		24.4		0	25.7	1	1		24.4		0	25.7
		1	50		24.2		0	25.7	1	50		24.2		0	25.7
		25	14		24.3		0	25.7	25	14		24.3		0	25.7
BW (MHz)	Modulation	RB Allocation	RB offset	Mode A Power (dBm)			MPR	Tune-up Limit	RB Allocation	RB offset	Mode B Power (dBm)			MPR	Tune-up Limit
				158100	158600	159100					158100	158600	159100		
				790.5 MHz	793 MHz	795.5 MHz					790.5 MHz	793 MHz	795.5 MHz		
5	π/2 BPSK	1	1		24.3		0	25.7	1	1		24.4		0	25.7
		1	23		24.2		0	25.7	1	23		24.3		0	25.7

NR Band 14 Measured Results (ANT3)

BW (MHz)	Modulation	RB Allocation	RB offset	Mode A Power (dBm)			MPR	Tune-up Limit	RB Allocation	RB offset	Mode B Power (dBm)			MPR	Tune-up Limit
				158600	158600	158600					158600	158600	158600		
				793 MHz	793 MHz	793 MHz					793 MHz	793 MHz	793 MHz		
10	π/2 BPSK	1	1		24.3		0	25.7	1	1		24.3		0	25.7
		1	50		24.3		0	25.7	1	50		24.3		0	25.7
		25	14		24.4		0	25.7	25	14		24.4		0	25.7
	QPSK	1	1		24.0		0	25.7	1	1		24.0		0	25.7
		1	50		24.1		0	25.7	1	50		24.1		0	25.7
		25	14		24.0		0	25.7	25	14		24.0		0	25.7
BW (MHz)	Modulation	RB Allocation	RB offset	Mode A Power (dBm)			MPR	Tune-up Limit	RB Allocation	RB offset	Mode B Power (dBm)			MPR	Tune-up Limit
				158100	158600	159100					158100	158600	159100		
				790.5 MHz	793 MHz	795.5 MHz					790.5 MHz	793 MHz	795.5 MHz		
5	π/2 BPSK	1	1		24.1		0	25.7	1	1		24.1		0	25.7
		1	23		24.0		0	25.7	1	23		24.0		0	25.7

This report shall not be reproduced without the written approval of UL Verification Services Inc.

NR Band 25 Measured Results (ANT1)

BW (MHz)	Modulation	RB Allocation	RB offset	Mode A Power (dBm)			MPR	Tune-up Limit	RB Allocation	RB offset	Mode B Power (dBm)			MPR	Tune-up Limit
				374000	376500	379000					374000	376500	379000		
				1870 MHz	1882.5 MHz	1895 MHz					1870 MHz	1882.5 MHz	1895 MHz		
40	π/2 BPSK	1	1		23.8		0	25.2	1	1		20.7		0	21.9
		1	214		23.8		0	25.2	1	214		20.7		0	21.9
		108	54		24.1		0	25.2	108	54		20.8		0	21.9
	QPSK	1	1		23.6		0	25.2	1	1		20.5		0	21.9
		1	214		23.5		0	25.2	1	214		20.6		0	21.9
		108	54		23.5		0	25.2	108	54		20.7		0	21.9
BW (MHz)	Modulation	RB Allocation	RB offset	Mode A Power (dBm)			MPR	Tune-up Limit	RB Allocation	RB offset	Mode B Power (dBm)			MPR	Tune-up Limit
				373500	376500	379500					373500	376500	379500		
				1867.5 MHz	1882.5 MHz	1897.5 MHz					1867.5 MHz	1882.5 MHz	1897.5 MHz		
35	π/2 BPSK	1	1		23.5		0	25.2	1	1		20.5		0	21.9
		1	186		23.2		0	25.2	1	186		20.6		0	21.9
BW (MHz)	Modulation	RB Allocation	RB offset	Mode A Power (dBm)			MPR	Tune-up Limit	RB Allocation	RB offset	Mode B Power (dBm)			MPR	Tune-up Limit
				373000	376500	380000					373000	376500	380000		
				1865 MHz	1882.5 MHz	1900 MHz					1865 MHz	1882.5 MHz	1900 MHz		
30	π/2 BPSK	1	1		23.3		0	25.2	1	1		20.6		0	21.9
		1	158		23.3		0	25.2	1	158		20.6		0	21.9
BW (MHz)	Modulation	RB Allocation	RB offset	Mode A Power (dBm)			MPR	Tune-up Limit	RB Allocation	RB offset	Mode B Power (dBm)			MPR	Tune-up Limit
				372500	376500	380500					372500	376500	380500		
				1862.5 MHz	1882.5 MHz	1902.5 MHz					1862.5 MHz	1882.5 MHz	1902.5 MHz		
25	π/2 BPSK	1	1		23.28		0	25.2	1	1		20.5		0	21.9
		1	131		23.2		0	25.2	1	131		20.4		0	21.9
BW (MHz)	Modulation	RB Allocation	RB offset	Mode A Power (dBm)			MPR	Tune-up Limit	RB Allocation	RB offset	Mode B Power (dBm)			MPR	Tune-up Limit
				372000	376500	381000					372000	376500	381000		
				1860 MHz	1882.5 MHz	1905 MHz					1860 MHz	1882.5 MHz	1905 MHz		
20	π/2 BPSK	1	1	23.3	23.4	23.3	0	25.2	1	1	20.6	20.6	20.4	0	21.9
		1	104	23.2	23.3	23.2	0	25.2	1	104	20.5	20.5	20.4	0	21.9
BW (MHz)	Modulation	RB Allocation	RB offset	Mode A Power (dBm)			MPR	Tune-up Limit	RB Allocation	RB offset	Mode B Power (dBm)			MPR	Tune-up Limit
				371500	376500	381500					371500	376500	381500		
				1857.5 MHz	1882.5 MHz	1907.5 MHz					1857.5 MHz	1882.5 MHz	1907.5 MHz		
15	π/2 BPSK	1	1	23.4	23.4	23.3	0	25.2	1	1	20.5	20.4	20.5	0	21.9
		1	77	23.2	23.3	23.2	0	25.2	1	77	20.5	20.6	20.6	0	21.9
BW (MHz)	Modulation	RB Allocation	RB offset	Mode A Power (dBm)			MPR	Tune-up Limit	RB Allocation	RB offset	Mode B Power (dBm)			MPR	Tune-up Limit
				371000	376500	382000					371000	376500	382000		
				1855 MHz	1882.5 MHz	1910 MHz					1855 MHz	1882.5 MHz	1910 MHz		
10	π/2 BPSK	1	1	23.4	23.4	23.38	0	25.2	1	1	20.6	20.5	20.5	0	21.9
		1	50	23.5	23.4	23.3	0	25.2	1	50	20.5	20.5	20.5	0	21.9
BW (MHz)	Modulation	RB Allocation	RB offset	Mode A Power (dBm)			MPR	Tune-up Limit	RB Allocation	RB offset	Mode B Power (dBm)			MPR	Tune-up Limit
				370500	376500	382500					370500	376500	382500		
				1852.5 MHz	1882.5 MHz	1912.5 MHz					1852.5 MHz	1882.5 MHz	1912.5 MHz		
5	π/2 BPSK	1	1	23.3	23.4	23.3	0	25.2	1	1	20.67	20.6	20.5	0	21.9
		1	23	23.4	23.4	23.3	0	25.2	1	23	20.6	20.6	20.4	0	21.9

This report shall not be reproduced without the written approval of UL Verification Services Inc.

NR Band 25 Measured Results (ANT2)

BW (MHz)	Modulation	RB Allocation	RB offset	Mode A Power (dBm)			MPR	Tune-up Limit	RB Allocation	RB offset	Mode B Power (dBm)			MPR	Tune-up Limit
				374000	376500	379000					374000	376500	379000		
				1870 MHz	1882.5 MHz	1895 MHz					1870 MHz	1882.5 MHz	1895 MHz		
40	π/2 BPSK	1	1		18.7		0	20.6	1	1		22.3		0	24.3
		1	214		18.7		0	20.6	1	214		22.3		0	24.3
		108	54		18.7		0	20.6	108	54		22.5		0	24.3
	QPSK	1	1		18.6		0	20.6	1	1		22.3		0	24.3
		1	214		18.8		0	20.6	1	214		22.4		0	24.3
		108	54		18.8		0	20.6	108	54		22.5		0	24.3
BW (MHz)	Modulation	RB Allocation	RB offset	Mode A Power (dBm)			MPR	Tune-up Limit	RB Allocation	RB offset	Mode B Power (dBm)			MPR	Tune-up Limit
				373500	376500	379500					373500	376500	379500		
				1867.5 MHz	1882.5 MHz	1897.5 MHz					1867.5 MHz	1882.5 MHz	1897.5 MHz		
35	π/2 BPSK	1	1		18.6		0	20.6	1	1		22.3		0	24.3
		1	186		18.7		0	20.6	1	186		22.3		0	24.3
BW (MHz)	Modulation	RB Allocation	RB offset	Mode A Power (dBm)			MPR	Tune-up Limit	RB Allocation	RB offset	Mode B Power (dBm)			MPR	Tune-up Limit
				373000	376500	380000					373000	376500	380000		
				1865 MHz	1882.5 MHz	1900 MHz					1865 MHz	1882.5 MHz	1900 MHz		
30	π/2 BPSK	1	1		18.6		0	20.6	1	1		22.3		0	24.3
		1	158		18.6		0	20.6	1	158		22.3		0	24.3
BW (MHz)	Modulation	RB Allocation	RB offset	Mode A Power (dBm)			MPR	Tune-up Limit	RB Allocation	RB offset	Mode B Power (dBm)			MPR	Tune-up Limit
				372500	376500	380500					372500	376500	380500		
				1862.5 MHz	1882.5 MHz	1902.5 MHz					1862.5 MHz	1882.5 MHz	1902.5 MHz		
25	π/2 BPSK	1	1		18.6		0	20.6	1	1		22.3		0	24.3
		1	131		18.6		0	20.6	1	131		22.3		0	24.3
BW (MHz)	Modulation	RB Allocation	RB offset	Mode A Power (dBm)			MPR	Tune-up Limit	RB Allocation	RB offset	Mode B Power (dBm)			MPR	Tune-up Limit
				372000	376500	381000					372000	376500	381000		
				1860 MHz	1882.5 MHz	1905 MHz					1860 MHz	1882.5 MHz	1905 MHz		
20	π/2 BPSK	1	1	18.6	18.6	18.6	0	20.6	1	1	22.3	22.4	22.3	0	24.3
		1	104	18.6	19.0	18.6	0	20.6	1	104	22.3	22.3	22.3	0	24.3
BW (MHz)	Modulation	RB Allocation	RB offset	Mode A Power (dBm)			MPR	Tune-up Limit	RB Allocation	RB offset	Mode B Power (dBm)			MPR	Tune-up Limit
				371500	376500	381500					371500	376500	381500		
				1857.5 MHz	1882.5 MHz	1907.5 MHz					1857.5 MHz	1882.5 MHz	1907.5 MHz		
15	π/2 BPSK	1	1	18.6	18.6	18.6	0	20.6	1	1	22.3	22.3	22.4	0	24.3
		1	77	18.6	18.6	18.6	0	20.6	1	77	22.3	22.3	22.3	0	24.3
BW (MHz)	Modulation	RB Allocation	RB offset	Mode A Power (dBm)			MPR	Tune-up Limit	RB Allocation	RB offset	Mode B Power (dBm)			MPR	Tune-up Limit
				371000	376500	382000					371000	376500	382000		
				1855 MHz	1882.5 MHz	1910 MHz					1855 MHz	1882.5 MHz	1910 MHz		
10	π/2 BPSK	1	1	18.6	18.6	18.6	0	20.6	1	1	22.3	22.4	22.3	0	24.3
		1	50	18.6	18.6	18.6	0	20.6	1	50	22.3	22.3	22.3	0	24.3
BW (MHz)	Modulation	RB Allocation	RB offset	Mode A Power (dBm)			MPR	Tune-up Limit	RB Allocation	RB offset	Mode B Power (dBm)			MPR	Tune-up Limit
				370500	376500	382500					370500	376500	382500		
				1852.5 MHz	1882.5 MHz	1912.5 MHz					1852.5 MHz	1882.5 MHz	1912.5 MHz		
5	π/2 BPSK	1	1	18.6	18.6	18.6	0	20.6	1	1	22.3	22.4	22.3	0	24.3
		1	23	18.6	18.6	18.6	0	20.6	1	23	22.3	22.3	22.3	0	24.3

This report shall not be reproduced without the written approval of UL Verification Services Inc.

NR Band 25 Measured Results (ANT3)

BW (MHz)	Modulation	RB Allocation	RB offset	Mode A Power (dBm)			MPR	Tune-up Limit	RB Allocation	RB offset	Mode B Power (dBm)			MPR	Tune-up Limit
				374000	376500	379000					374000	376500	379000		
				1870 MHz	1882.5 MHz	1895 MHz					1870 MHz	1882.5 MHz	1895 MHz		
40	π/2 BPSK	1	1		24.2		0	25.7	1	1		22.3		0	23.9
		1	214		24.0		0	25.7	1	214		22.3		0	23.9
		108	54		24.2		0	25.7	108	54		22.3		0	23.9
	QPSK	1	1		24.6		0	25.7	1	1		22.2		0	23.9
		1	214		23.9		0	25.7	1	214		22.0		0	23.9
		108	54		24.1		0	25.7	108	54		22.1		0	23.9
BW (MHz)	Modulation	RB Allocation	RB offset	Mode A Power (dBm)			MPR	Tune-up Limit	RB Allocation	RB offset	Mode B Power (dBm)			MPR	Tune-up Limit
				373500	376500	379500					373500	376500	379500		
				1867.5 MHz	1882.5 MHz	1897.5 MHz					1867.5 MHz	1882.5 MHz	1897.5 MHz		
35	π/2 BPSK	1	1		23.7		0	25.7	1	1		22.1		0	23.9
		1	186		23.7		0	25.7	1	186		22.0		0	23.9
BW (MHz)	Modulation	RB Allocation	RB offset	Mode A Power (dBm)			MPR	Tune-up Limit	RB Allocation	RB offset	Mode B Power (dBm)			MPR	Tune-up Limit
				373000	376500	380000					373000	376500	380000		
				1865 MHz	1882.5 MHz	1900 MHz					1865 MHz	1882.5 MHz	1900 MHz		
30	π/2 BPSK	1	1		23.7		0	25.7	1	1		22.0		0	23.9
		1	158		23.7		0	25.7	1	158		22.0		0	23.9
BW (MHz)	Modulation	RB Allocation	RB offset	Mode A Power (dBm)			MPR	Tune-up Limit	RB Allocation	RB offset	Mode B Power (dBm)			MPR	Tune-up Limit
				372500	376500	380500					372500	376500	380500		
				1862.5 MHz	1882.5 MHz	1902.5 MHz					1862.5 MHz	1882.5 MHz	1902.5 MHz		
25	π/2 BPSK	1	1		23.7		0	25.7	1	1		22.0		0	23.9
		1	131		23.7		0	25.7	1	131		22.2		0	23.9
BW (MHz)	Modulation	RB Allocation	RB offset	Mode A Power (dBm)			MPR	Tune-up Limit	RB Allocation	RB offset	Mode B Power (dBm)			MPR	Tune-up Limit
				372000	376500	381000					372000	376500	381000		
				1860 MHz	1882.5 MHz	1905 MHz					1860 MHz	1882.5 MHz	1905 MHz		
20	π/2 BPSK	1	1	23.7	23.7	23.7	0	25.7	1	1	22.0	22.1	22.0	0	23.9
		1	104	23.7	23.7	23.7	0	25.7	1	104	21.9	22.0	22.0	0	23.9
BW (MHz)	Modulation	RB Allocation	RB offset	Mode A Power (dBm)			MPR	Tune-up Limit	RB Allocation	RB offset	Mode B Power (dBm)			MPR	Tune-up Limit
				371500	376500	381500					371500	376500	381500		
				1857.5 MHz	1882.5 MHz	1907.5 MHz					1857.5 MHz	1882.5 MHz	1907.5 MHz		
15	π/2 BPSK	1	1	23.7	23.7	23.7	0	25.7	1	1	22.1	22.2	22.3	0	23.9
		1	77	23.7	23.7	23.7	0	25.7	1	77	22.3	22.2	22.1	0	23.9
BW (MHz)	Modulation	RB Allocation	RB offset	Mode A Power (dBm)			MPR	Tune-up Limit	RB Allocation	RB offset	Mode B Power (dBm)			MPR	Tune-up Limit
				371000	376500	382000					371000	376500	382000		
				1855 MHz	1882.5 MHz	1910 MHz					1855 MHz	1882.5 MHz	1910 MHz		
10	π/2 BPSK	1	1	23.7	23.7	23.7	0	25.7	1	1	22.2	22.3	22.2	0	23.9
		1	50	23.7	23.7	23.7	0	25.7	1	50	22.3	22.2	22.3	0	23.9
BW (MHz)	Modulation	RB Allocation	RB offset	Mode A Power (dBm)			MPR	Tune-up Limit	RB Allocation	RB offset	Mode B Power (dBm)			MPR	Tune-up Limit
				370500	376500	382500					370500	376500	382500		
				1852.5 MHz	1882.5 MHz	1912.5 MHz					1852.5 MHz	1882.5 MHz	1912.5 MHz		
5	π/2 BPSK	1	1	23.7	23.7	23.7	0	25.7	1	1	22.1	22.1	22.0	0	23.9
		1	23	23.7	23.7	23.7	0	25.7	1	23	22.0	22.0	22.0	0	23.9

This report shall not be reproduced without the written approval of UL Verification Services Inc.

NR Band 25 Measured Results (ANT4)

BW (MHz)	Modulation	RB Allocation	RB offset	Mode A Power (dBm)			MPR	Tune-up Limit	RB Allocation	RB offset	Mode B Power (dBm)			MPR	Tune-up Limit
				374000	376500	379000					374000	376500	379000		
				1870 MHz	1882.5 MHz	1895 MHz					1870 MHz	1882.5 MHz	1895 MHz		
40	π/2 BPSK	1	1		19.5		0	20.6	1	1		20.2		0	22
		1	214		19.6		0	20.6	1	214		20.2		0	22
		108	54		19.5		0	20.6	108	54		20.1		0	22
	QPSK	1	1		19.7		0	20.6	1	1		20.0		0	22
		1	214		19.7		0	20.6	1	214		20.1		0	22
		108	54		19.7		0	20.6	108	54		20.0		0	22
BW (MHz)	Modulation	RB Allocation	RB offset	Mode A Power (dBm)			MPR	Tune-up Limit	RB Allocation	RB offset	Mode B Power (dBm)			MPR	Tune-up Limit
				373500	376500	379500					373500	376500	379500		
				1867.5 MHz	1882.5 MHz	1897.5 MHz					1867.5 MHz	1882.5 MHz	1897.5 MHz		
35	π/2 BPSK	1	1		19.6		0	20.6	1	1		20.0		0	22
		1	186		19.7		0	20.6	1	186		20.0		0	22
BW (MHz)	Modulation	RB Allocation	RB offset	Mode A Power (dBm)			MPR	Tune-up Limit	RB Allocation	RB offset	Mode B Power (dBm)			MPR	Tune-up Limit
				373000	376500	380000					373000	376500	380000		
				1865 MHz	1882.5 MHz	1900 MHz					1865 MHz	1882.5 MHz	1900 MHz		
30	π/2 BPSK	1	1		19.7		0	20.6	1	1		20.0		0	22
		1	158		19.6		0	20.6	1	158		20.0		0	22
BW (MHz)	Modulation	RB Allocation	RB offset	Mode A Power (dBm)			MPR	Tune-up Limit	RB Allocation	RB offset	Mode B Power (dBm)			MPR	Tune-up Limit
				372500	376500	380500					372500	376500	380500		
				1862.5 MHz	1882.5 MHz	1902.5 MHz					1862.5 MHz	1882.5 MHz	1902.5 MHz		
25	π/2 BPSK	1	1		19.6		0	20.6	1	1		20.0		0	22
		1	131		19.5		0	20.6	1	131		20.0		0	22
BW (MHz)	Modulation	RB Allocation	RB offset	Mode A Power (dBm)			MPR	Tune-up Limit	RB Allocation	RB offset	Mode B Power (dBm)			MPR	Tune-up Limit
				372000	376500	381000					372000	376500	381000		
				1860 MHz	1882.5 MHz	1905 MHz					1860 MHz	1882.5 MHz	1905 MHz		
20	π/2 BPSK	1	1	20.6	20.4	20.4	0	20.6	1	1	20.8	20.6	20.6	0	22
		1	104	20.6	20.6	20.6	0	20.6	1	104	20.7	20.7	20.7	0	22
BW (MHz)	Modulation	RB Allocation	RB offset	Mode A Power (dBm)			MPR	Tune-up Limit	RB Allocation	RB offset	Mode B Power (dBm)			MPR	Tune-up Limit
				371500	376500	381500					371500	376500	381500		
				1857.5 MHz	1882.5 MHz	1907.5 MHz					1857.5 MHz	1882.5 MHz	1907.5 MHz		
15	π/2 BPSK	1	1	20.4	20.3	20.4	0	20.6	1	1	20.6	20.8	20.6	0	22
		1	77	20.3	20.4	20.5	0	20.6	1	77	20.9	20.7	20.8	0	22
BW (MHz)	Modulation	RB Allocation	RB offset	Mode A Power (dBm)			MPR	Tune-up Limit	RB Allocation	RB offset	Mode B Power (dBm)			MPR	Tune-up Limit
				371000	376500	382000					371000	376500	382000		
				1855 MHz	1882.5 MHz	1910 MHz					1855 MHz	1882.5 MHz	1910 MHz		
10	π/2 BPSK	1	1	20.2	20.0	20.0	0	20.6	1	1	20.4	20.5	20.3	0	22
		1	50	20.1	20.3	20.4	0	20.6	1	50	20.7	20.5	20.6	0	22
BW (MHz)	Modulation	RB Allocation	RB offset	Mode A Power (dBm)			MPR	Tune-up Limit	RB Allocation	RB offset	Mode B Power (dBm)			MPR	Tune-up Limit
				370500	376500	382500					370500	376500	382500		
				1852.5 MHz	1882.5 MHz	1912.5 MHz					1852.5 MHz	1882.5 MHz	1912.5 MHz		
5	π/2 BPSK	1	1	20.2	20.2	20.6	0	20.6	1	1	20.4	20.5	20.6	0	22
		1	23	20.3	20.4	20.4	0	20.6	1	23	20.7	20.8	20.7	0	22

This report shall not be reproduced without the written approval of UL Verification Services Inc.

NR Band 26 Measured Results (ANT1)

BW (MHz)	Modulation	RB Allocation	RB offset	Mode A Power (dBm)			MPR	Tune-up Limit	RB Allocation	RB offset	Mode B Power (dBm)			MPR	Tune-up Limit
				164800	166300	167800					164800	166300	167800		
				824 MHz	831.5 MHz	839 MHz					824 MHz	831.5 MHz	839 MHz		
20	π/2 BPSK	1	1		24.1		0	25.7	1	1		24.1		0	25.7
		1	104		24.1		0	25.7	1	104		24.1		0	25.7
		50	28		24.2		0	25.7	50	28		24.2		0	25.7
	QPSK	1	1		24.1		0	25.7	1	1		24.1		0	25.7
		1	104		23.8		0	25.7	1	104		23.8		0	25.7
		50	28		24.0		0	25.7	50	28		24.0		0	25.7
BW (MHz)	Modulation	RB Allocation	RB offset	Mode A Power (dBm)			MPR	Tune-up Limit	RB Allocation	RB offset	Mode B Power (dBm)			MPR	Tune-up Limit
				164300	166300	168300					164300	166300	168300		
				821.5 MHz	831.5 MHz	841.5 MHz					821.5 MHz	831.5 MHz	841.5 MHz		
15	π/2 BPSK	1	1	24.2	23.9	23.9	0	25.7	1	1	24.2	23.9	23.9	0	25.7
		1	77	23.9	23.8	24.0	0	25.7	1	77	23.9	23.8	24.0	0	25.7
BW (MHz)	Modulation	RB Allocation	RB offset	Mode A Power (dBm)			MPR	Tune-up Limit	RB Allocation	RB offset	Mode B Power (dBm)			MPR	Tune-up Limit
				163800	166300	168800					163800	166300	168800		
				819 MHz	831.5 MHz	844 MHz					819 MHz	831.5 MHz	844 MHz		
10	π/2 BPSK	1	1	24.1	24.0	24.0	0	25.7	1	1	24.1	24.0	24.0	0	25.7
		1	50	24.1	24.0	24.1	0	25.7	1	50	24.1	24.0	24.1	0	25.7
BW (MHz)	Modulation	RB Allocation	RB offset	Mode A Power (dBm)			MPR	Tune-up Limit	RB Allocation	RB offset	Mode B Power (dBm)			MPR	Tune-up Limit
				163300	166300	169300					163300	166300	169300		
				816.5 MHz	831.5 MHz	846.5 MHz					816.5 MHz	831.5 MHz	846.5 MHz		
5	π/2 BPSK	1	1	24.0	24.0	24.0	0	25.7	1	1	24.0	24.0	24.0	0	25.7
		1	23	24.0	24.0	24.1	0	25.7	1	23	24.0	24.0	24.1	0	25.7

NR Band 26 Measured Results (ANT2)

BW (MHz)	Modulation	RB Allocation	RB offset	Mode A Power (dBm)			MPR	Tune-up Limit	RB Allocation	RB offset	Mode B Power (dBm)			MPR	Tune-up Limit
				164800	166300	167800					164800	166300	167800		
				824 MHz	831.5 MHz	839 MHz					824 MHz	831.5 MHz	839 MHz		
20	π/2 BPSK	1	1		23.9		0	25.5	1	1		23.9		0	25.7
		1	104		23.9		0	25.5	1	104		23.9		0	25.7
		50	28		23.9		0	25.5	50	28		23.9		0	25.7
	QPSK	1	1		24.1		0	25.5	1	1		24.3		0	25.7
		1	104		24.1		0	25.5	1	104		24.4		0	25.7
		50	28		24.0		0	25.5	50	28		24.3		0	25.7
BW (MHz)	Modulation	RB Allocation	RB offset	Mode A Power (dBm)			MPR	Tune-up Limit	RB Allocation	RB offset	Mode B Power (dBm)			MPR	Tune-up Limit
				164300	166300	168300					164300	166300	168300		
				821.5 MHz	831.5 MHz	841.5 MHz					821.5 MHz	831.5 MHz	841.5 MHz		
15	π/2 BPSK	1	1	24.0	23.9	23.8	0	25.5	1	1	24.4	24.3	24.2	0	25.7
		1	77	23.9	24.0	23.9	0	25.5	1	77	24.1	24.3	24.1	0	25.7
BW (MHz)	Modulation	RB Allocation	RB offset	Mode A Power (dBm)			MPR	Tune-up Limit	RB Allocation	RB offset	Mode B Power (dBm)			MPR	Tune-up Limit
				163800	166300	168800					163800	166300	168800		
				819 MHz	831.5 MHz	844 MHz					819 MHz	831.5 MHz	844 MHz		
10	π/2 BPSK	1	1	24.2	23.9	24.1	0	25.5	1	1	24.5	24.3	24.4	0	25.7
		1	50	24.1	24.1	23.7	0	25.5	1	50	24.3	24.3	24.2	0	25.7
BW (MHz)	Modulation	RB Allocation	RB offset	Mode A Power (dBm)			MPR	Tune-up Limit	RB Allocation	RB offset	Mode B Power (dBm)			MPR	Tune-up Limit
				163300	166300	169300					163300	166300	169300		
				816.5 MHz	831.5 MHz	846.5 MHz					816.5 MHz	831.5 MHz	846.5 MHz		
5	π/2 BPSK	1	1	24.2	24.0	24.0	0	25.5	1	1	24.5	24.3	24.3	0	25.7
		1	23	24.0	24.1	24.0	0	25.5	1	23	24.4	24.4	24.3	0	25.7

This report shall not be reproduced without the written approval of UL Verification Services Inc.

NR Band 26 Measured Results (ANT3)

BW (MHz)	Modulation	RB Allocation	RB offset	Mode A Power (dBm)			MPR	Tune-up Limit	RB Allocation	RB offset	Mode B Power (dBm)			MPR	Tune-up Limit
				164800	166300	167800					164800	166300	167800		
				824 MHz	831.5 MHz	839 MHz					824 MHz	831.5 MHz	839 MHz		
20	π/2 BPSK	1	1		24.2		0	25.7	1	1		24.2		0	25.7
		1	104		24.1		0	25.7	1	104		24.1		0	25.7
		50	28		24.2		0	25.7	50	28		24.2		0	25.7
	QPSK	1	1		24.1		0	25.7	1	1		24.1		0	25.7
		1	104		24.1		0	25.7	1	104		24.1		0	25.7
		50	28		24.1		0	25.7	50	28		24.1		0	25.7
BW (MHz)	Modulation	RB Allocation	RB offset	Mode A Power (dBm)			MPR	Tune-up Limit	RB Allocation	RB offset	Mode B Power (dBm)			MPR	Tune-up Limit
				164300	166300	168300					164300	166300	168300		
				821.5 MHz	831.5 MHz	841.5 MHz					821.5 MHz	831.5 MHz	841.5 MHz		
15	π/2 BPSK	1	1	24.2	24.15	24.1	0	25.7	1	1	24.2	24.2	24.1	0	25.7
		1	77	24.2	24.1	24.0	0	25.7	1	77	24.2	24.1	24.0	0	25.7
BW (MHz)	Modulation	RB Allocation	RB offset	Mode A Power (dBm)			MPR	Tune-up Limit	RB Allocation	RB offset	Mode B Power (dBm)			MPR	Tune-up Limit
				163800	166300	168800					163800	166300	168800		
				819 MHz	831.5 MHz	844 MHz					819 MHz	831.5 MHz	844 MHz		
10	π/2 BPSK	1	1	24.1	24.0	24.0	0	25.7	1	1	24.1	24.0	24.0	0	25.7
		1	50	24.0	24.0	24.0	0	25.7	1	50	24.0	24.0	24.0	0	25.7
BW (MHz)	Modulation	RB Allocation	RB offset	Mode A Power (dBm)			MPR	Tune-up Limit	RB Allocation	RB offset	Mode B Power (dBm)			MPR	Tune-up Limit
				163300	166300	169300					163300	166300	169300		
				816.5 MHz	831.5 MHz	846.5 MHz					816.5 MHz	831.5 MHz	846.5 MHz		
5	π/2 BPSK	1	1	24.1	24.1	24.1	0	25.7	1	1	24.1	24.1	24.1	0	25.7
		1	23	24.0	24.0	24.1	0	25.7	1	23	24.0	24.0	24.1	0	25.7

This report shall not be reproduced without the written approval of UL Verification Services Inc.

NR Band 30 Measured Results (ANT1)

BW (MHz)	Modulation	RB Allocation	RB offset	Mode A Power (dBm)			MPR	Tune-up Limit	RB Allocation	RB offset	Mode B Power (dBm)			MPR	Tune-up Limit
				462000	462000	462000					462000	462000	462000		
				2310 MHz	2310 MHz	2310 MHz					2310 MHz	2310 MHz	2310 MHz		
10	π/2 BPSK	1	1		23.2		0	24.7	1	1		23.2		0	24.4
		1	50		23.2		0	24.7	1	50		23.2		0	24.4
		25	14		23.2		0	24.7	25	14		23.2		0	24.4
	QPSK	1	1		23.1		0	24.7	1	1		23.1		0	24.4
		1	50		23.2		0	24.7	1	50		23.2		0	24.4
		25	14		23.1		0	24.7	25	14		23.1		0	24.4
BW (MHz)	Modulation	RB Allocation	RB offset	Mode A Power (dBm)			MPR	Tune-up Limit	RB Allocation	RB offset	Mode B Power (dBm)			MPR	Tune-up Limit
				461500	462000	462500					461500	462000	462500		
				2307.5 MHz	2310 MHz	2312.5 MHz					2307.5 MHz	2310 MHz	2312.5 MHz		
5	π/2 BPSK	1	1		23.1		0	24.7	1	1		23.1		0	24.4
		1	23		23.1		0	24.7	1	23		23.1		0	24.4

NR Band 30 Measured Results (ANT2)

BW (MHz)	Modulation	RB Allocation	RB offset	Mode A Power (dBm)			MPR	Tune-up Limit	RB Allocation	RB offset	Mode B Power (dBm)			MPR	Tune-up Limit
				462000	462000	462000					462000	462000	462000		
				2310 MHz	2310 MHz	2310 MHz					2310 MHz	2310 MHz	2310 MHz		
10	π/2 BPSK	1	1		19.0		0	20.2	1	1		20.3		0	22.1
		1	50		19.0		0	20.2	1	50		20.3		0	22.1
		25	14		19.0		0	20.2	25	14		20.3		0	22.1
	QPSK	1	1		19.0		0	20.2	1	1		20.2		0	22.1
		1	50		19.1		0	20.2	1	50		20.3		0	22.1
		25	14		19.1		0	20.2	25	14		20.3		0	22.1
BW (MHz)	Modulation	RB Allocation	RB offset	Mode A Power (dBm)			MPR	Tune-up Limit	RB Allocation	RB offset	Mode B Power (dBm)			MPR	Tune-up Limit
				461500	462000	462500					461500	462000	462500		
				2307.5 MHz	2310 MHz	2312.5 MHz					2307.5 MHz	2310 MHz	2312.5 MHz		
5	π/2 BPSK	1	1		18.9		0	20.2	1	1		20.2		0	22.1
		1	23		19.1		0	20.2	1	23		20.2		0	22.1

NR Band 30 Measured Results (ANT3)

BW (MHz)	Modulation	RB Allocation	RB offset	Mode A Power (dBm)			MPR	Tune-up Limit	RB Allocation	RB offset	Mode B Power (dBm)			MPR	Tune-up Limit
				462000	462000	462000					462000	462000	462000		
				2310 MHz	2310 MHz	2310 MHz					2310 MHz	2310 MHz	2310 MHz		
10	π/2 BPSK	1	1		23.8		0	25.7	1	1		21.5		0	22.1
		1	50		23.8		0	25.7	1	50		21.6		0	22.1
		25	14		23.8		0	25.7	25	14		21.6		0	22.1
	QPSK	1	1		24.0		0	25.7	1	1		21.6		0	22.1
		1	50		24.1		0	25.7	1	50		21.6		0	22.1
		25	14		24.1		0	25.7	25	14		21.5		0	22.1
BW (MHz)	Modulation	RB Allocation	RB offset	Mode A Power (dBm)			MPR	Tune-up Limit	RB Allocation	RB offset	Mode B Power (dBm)			MPR	Tune-up Limit
				461500	462000	462500					461500	462000	462500		
				2307.5 MHz	2310 MHz	2312.5 MHz					2307.5 MHz	2310 MHz	2312.5 MHz		
5	π/2 BPSK	1	1		23.9		0	25.7	1	1		21.4		0	22.1
		1	23		23.9		0	25.7	1	23		21.5		0	22.1

NR Band 30 Measured Results (ANT4)

BW (MHz)	Modulation	RB Allocation	RB offset	Mode A Power (dBm)			MPR	Tune-up Limit	RB Allocation	RB offset	Mode B Power (dBm)			MPR	Tune-up Limit
				462000	462000	462000					462000	462000	462000		
				2310 MHz	2310 MHz	2310 MHz					2310 MHz	2310 MHz	2310 MHz		
10	π/2 BPSK	1	1		20.0		0	21.2	1	1		20.1		0	22
		1	50		20.0		0	21.2	1	50		20.2		0	22
		25	14		19.9		0	21.2	25	14		20.2		0	22
	QPSK	1	1		20.1		0	21.2	1	1		20.1		0	22
		1	50		20.0		0	21.2	1	50		20.1		0	22
		25	14		20.1		0	21.2	25	14		20.1		0	22
BW (MHz)	Modulation	RB Allocation	RB offset	Mode A Power (dBm)			MPR	Tune-up Limit	RB Allocation	RB offset	Mode B Power (dBm)			MPR	Tune-up Limit
				461500	462000	462500					461500	462000	462500		
				2307.5 MHz	2310 MHz	2312.5 MHz					2307.5 MHz	2310 MHz	2312.5 MHz		
5	π/2 BPSK	1	1		20.0		0	21.2	1	1		20.0		0	22
		1	23		20.1		0	21.2	1	23		20.0		0	22

This report shall not be reproduced without the written approval of UL Verification Services Inc.

NR Band 41 Measured Results (ANT1)

BW (MHz)	Modulation	RB Allocation	RB offset	Mode A Power (dBm)						MPR	Tune-up Limit	RB Allocation	RB offset	Mode B Power (dBm)						MPR	Tune-up Limit
				509202	510000	513900	518598	523302	527994					509202	510000	513900	518598	523302	527994		
				2546.01 MHz	2550 MHz	2569.5 MHz	2592.99 MHz	2616.51 MHz	2639.97 MHz					2546.01 MHz	2550 MHz	2569.5 MHz	2592.99 MHz	2616.51 MHz	2639.97 MHz		
100	π/2 BPSK	1	1				24.1			0	25.7	1	1				21.7			0	23.7
		1	271				24.1			0	25.7	1	271				21.7			0	23.7
		135	69				24.1			0	25.7	135	69				21.8			0	23.7
	QPSK	1	1				24.1			0	25.7	1	1				21.7			0	23.7
		1	271				24.2			0	25.7	1	271				21.7			0	23.7
		135	69				24.2			0	25.7	135	69				21.7			0	23.7

BW (MHz)	Modulation	RB Allocation	RB offset	Mode A Power (dBm)						MPR	Tune-up Limit	RB Allocation	RB offset	Mode B Power (dBm)						MPR	Tune-up Limit
				508200	509004	513402	518598	523800	528996					508200	509004	513402	518598	523800	528996		
				2541 MHz	2545.02 MHz	2567.01 MHz	2592.99 MHz	2619 MHz	2644.98 MHz					2541 MHz	2545.02 MHz	2567.01 MHz	2592.99 MHz	2619 MHz	2644.98 MHz		
90	π/2 BPSK	1	1				23.9			0	25.7	1	1				21.7			0	23.7
		1	243				23.9			0	25.7	1	243				21.7			0	23.7

BW (MHz)	Modulation	RB Allocation	RB offset	Mode A Power (dBm)						MPR	Tune-up Limit	RB Allocation	RB offset	Mode B Power (dBm)						MPR	Tune-up Limit
				507204	508002	512904	518598	524298	529992					507204	508002	512904	518598	524298	529992		
				2536.02 MHz	2540.01 MHz	2564.52 MHz	2592.99 MHz	2621.49 MHz	2649.96 MHz					2536.02 MHz	2540.01 MHz	2564.52 MHz	2592.99 MHz	2621.49 MHz	2649.96 MHz		
80	π/2 BPSK	1	1				23.7			0	25.7	1	1				21.7			0	23.7
		1	215				24.0			0	25.7	1	215				21.7			0	23.7

BW (MHz)	Modulation	RB Allocation	RB offset	Mode A Power (dBm)						MPR	Tune-up Limit	RB Allocation	RB offset	Mode B Power (dBm)						MPR	Tune-up Limit
				506202	507000	512400	518598	524802	530994					506202	507000	512400	518598	524802	530994		
				2531.01 MHz	2535 MHz	2562 MHz	2592.99 MHz	2624.01 MHz	2654.97 MHz					2531.01 MHz	2535 MHz	2562 MHz	2592.99 MHz	2624.01 MHz	2654.97 MHz		
70	π/2 BPSK	1	1				23.7			0	25.7	1	1				21.7			0	23.7
		1	187				23.9			0	25.7	1	187				21.7			0	23.7

BW (MHz)	Modulation	RB Allocation	RB offset	Mode A Power (dBm)						MPR	Tune-up Limit	RB Allocation	RB offset	Mode B Power (dBm)						MPR	Tune-up Limit
				505200	506004	511902	518598	525300	531996					505200	506004	511902	518598	525300	531996		
				2526 MHz	2530.02 MHz	2559.51 MHz	2592.99 MHz	2626.5 MHz	2659.98 MHz					2526 MHz	2530.02 MHz	2559.51 MHz	2592.99 MHz	2626.5 MHz	2659.98 MHz		
60	π/2 BPSK	1	1				23.8			0	25.7	1	1				21.7			0	23.7
		1	160				23.9			0	25.7	1	160				21.7			0	23.7

BW (MHz)	Modulation	RB Allocation	RB offset	Mode A Power (dBm)						MPR	Tune-up Limit	RB Allocation	RB offset	Mode B Power (dBm)						MPR	Tune-up Limit
				504204	505002	511404	518598	525798	532992					504204	505002	511404	518598	525798	532992		
				2521.02 MHz	2525.01 MHz	2557.02 MHz	2592.99 MHz	2628.99 MHz	2664.96 MHz					2521.02 MHz	2525.01 MHz	2557.02 MHz	2592.99 MHz	2628.99 MHz	2664.96 MHz		
50	π/2 BPSK	1	1				23.8			0	25.7	1	1				21.7			0	23.7
		1	131				23.9			0	25.7	1	131				21.7			0	23.7

BW (MHz)	Modulation	RB Allocation	RB offset	Mode A Power (dBm)						MPR	Tune-up Limit	RB Allocation	RB offset	Mode B Power (dBm)						MPR	Tune-up Limit
				503202	504000	510900	518598	526302	533994					503202	504000	510900	518598	526302	533994		
				2516.01 MHz	2520 MHz	2554.5 MHz	2592.99 MHz	2631.51 MHz	2669.97 MHz					2516.01 MHz	2520 MHz	2554.5 MHz	2592.99 MHz	2631.51 MHz	2669.97 MHz		
40	π/2 BPSK	1	1	24.0	23.9	24.0	24.0	24.1	24.0	0	25.7	1	1	21.7	21.7	21.7	21.7	21.7	21.7	0	23.7
		1	104	23.9	24.0	24.0	23.9	24.1	24.2	0	25.7	1	104	21.7	21.7	21.7	21.7	21.7	21.7	0	23.7

BW (MHz)	Modulation	RB Allocation	RB offset	Mode A Power (dBm)						MPR	Tune-up Limit	RB Allocation	RB offset	Mode B Power (dBm)						MPR	Tune-up Limit
				502200	503004	510402	518598	526800	534996					502200	503004	510402	518598	526800	534996		
				2511 MHz	2515.02 MHz	2552.01 MHz	2592.99 MHz	2634 MHz	2674.98 MHz					2511 MHz	2515.02 MHz	2552.01 MHz	2592.99 MHz	2634 MHz	2674.98 MHz		
30	π/2 BPSK	1	1	24.1	23.9	24.0	24.1	24.2	24.1	0	25.7	1	1	21.9	21.7	21.7	21.7	22.0	21.7	0	23.7
		1	76	24.0	24.0	23.9	23.9	24.0	24.1	0	25.7	1	76	21.8	21.7	21.7	21.7	21.8	21.7	0	23.7

BW (MHz)	Modulation	RB Allocation	RB offset	Mode A Power (dBm)						MPR	Tune-up Limit	RB Allocation	RB offset	Mode B Power (dBm)						MPR	Tune-up Limit
				501204	502002	509904	518598	527298	535992					501204	502002	509904	518598	527298	535992		
				2506.02 MHz	2510.01 MHz	2549.52 MHz	2592.99 MHz	2636.49 MHz	2679.96 MHz					2506.02 MHz	2510.01 MHz	2549.52 MHz	2592.99 MHz	2636.49 MHz	2679.96 MHz		
20	π/2 BPSK	1	1	24.0	23.9	23.9	23.9	24.0	24.0	0	25.7	1	1	21.7	21.7	21.7	21.7	21.7	21.7	0	23.7
		1	49	23.8	24.0	23.8	23.8	23.8	24.1	0	25.7	1	49	21.7	21.7	21.7	21.7	21.7	21.7	0	23.7

BW (MHz)	Modulation	RB Allocation	RB offset	Mode A Power (dBm)						MPR	Tune-up Limit	RB Allocation	RB offset	Mode B Power (dBm)						MPR	Tune-up Limit
				500700	501504	509652	518598	527550	536496					500700	501504	509652	518598	527550	536496		
				2503.5 MHz	2507.52 MHz	2548.26 MHz	2592.99 MHz	2637.75 MHz	2682.48 MHz					2503.5 MHz	2507.52 MHz	2548.26 MHz	2592.99 MHz	2637.75 MHz	2682.48 MHz		
15	π/2 BPSK	1	1	24.0	23.8	24.0	24.0	24.0	24.0	0	25.7	1	1	21.7	21.7	21.7	21.7	21.7	21.7	0	23.7
		1	36	24.0	23.8	23.8	23.9	23.9	24.0	0	25.7	1	36	21.7	21.7	21.7	21.7	21.7	21.7	0	23.7

BW (MHz)	Modulation	RB Allocation	RB offset	Mode A Power (dBm)						MPR	Tune-up Limit	RB Allocation	RB offset	Mode B Power (dBm)						MPR	Tune-up Limit
				500202	501000	509400	518598	527802	536994					500202	501000	509400	518598	527802	536994		
				2501.01 MHz	2505 MHz	2547 MHz	2592.99 MHz	2639.01 MHz	2684.97 MHz					2501.01 MHz	2505 MHz	2547 MHz	2592.99 MHz	2639.01 MHz	2684.97 MHz		
10	π/2 BPSK	1	1	23.9	23.8	24.0	24.0	24.0	24.0	0	25.7	1	1	21.7	21.7	21.8	21.7	21.7	21.7	0	23.7
		1	22	24.0	23.9	24.0	24.0	24.0	24.0	0	25.7	1	22	21.7	21.7	21.7	21.7	21.7	21.7	0	23.7

This report shall not be reproduced without the written approval of UL Verification Services Inc.

NR Band 41 Measured Results (ANT2)

BW (MHz)	Modulation	RB Allocation	RB offset	Mode A Power (dBm)						MPR	Tune-up Limit	RB Allocation	RB offset	Mode B Power (dBm)						MPR	Tune-up Limit
				509202	510000	513900	518598	523302	527994					509202	510000	513900	518598	523302	527994		
				2546.01 MHz	2550 MHz	2569.5 MHz	2592.99 MHz	2616.51 MHz	2639.97 MHz					2546.01 MHz	2550 MHz	2569.5 MHz	2592.99 MHz	2616.51 MHz	2639.97 MHz		
100	π/2 BPSK	1	1				17.4			0	19.4	1	1				19.9			0	21.9
		1	271				17.4			0	19.4	1	271				19.9			0	21.9
		135	69				17.4			0	19.4	135	69				19.9			0	21.9
	QPSK	1	1				17.4			0	19.4	1	1				19.9			0	21.9
		1	271				17.4			0	19.4	1	271				19.9			0	21.9
		135	69				17.4			0	19.4	135	69				19.9			0	21.9
BW (MHz)	Modulation	RB Allocation	RB offset	Mode A Power (dBm)						MPR	Tune-up Limit	RB Allocation	RB offset	Mode B Power (dBm)						MPR	Tune-up Limit
				508200	509004	513402	518598	523800	528996					508200	509004	513402	518598	523800	528996		
				2541 MHz	2545.02 MHz	2567.01 MHz	2592.99 MHz	2619 MHz	2644.98 MHz					2541 MHz	2545.02 MHz	2567.01 MHz	2592.99 MHz	2619 MHz	2644.98 MHz		
90	π/2 BPSK	1	1				17.4			0	19.4	1	1				19.9			0	21.9
		1	243				17.4			0	19.4	1	243				19.9			0	21.9
BW (MHz)	Modulation	RB Allocation	RB offset	Mode A Power (dBm)						MPR	Tune-up Limit	RB Allocation	RB offset	Mode B Power (dBm)						MPR	Tune-up Limit
				507204	508002	512904	518598	524298	529992					507204	508002	512904	518598	524298	529992		
				2536.02 MHz	2540.01 MHz	2564.52 MHz	2592.99 MHz	2621.49 MHz	2649.96 MHz					2536.02 MHz	2540.01 MHz	2564.52 MHz	2592.99 MHz	2621.49 MHz	2649.96 MHz		
80	π/2 BPSK	1	1				17.4			0	19.4	1	1				19.9			0	21.9
		1	215				17.4			0	19.4	1	215				19.9			0	21.9
BW (MHz)	Modulation	RB Allocation	RB offset	Mode A Power (dBm)						MPR	Tune-up Limit	RB Allocation	RB offset	Mode B Power (dBm)						MPR	Tune-up Limit
				506202	507000	512400	518598	524802	530994					506202	507000	512400	518598	524802	530994		
				2531.01 MHz	2535 MHz	2562 MHz	2592.99 MHz	2624.01 MHz	2654.97 MHz					2531.01 MHz	2535 MHz	2562 MHz	2592.99 MHz	2624.01 MHz	2654.97 MHz		
70	π/2 BPSK	1	1				17.4			0	19.4	1	1				19.9			0	21.9
		1	187				17.4			0	19.4	1	187				19.9			0	21.9
BW (MHz)	Modulation	RB Allocation	RB offset	Mode A Power (dBm)						MPR	Tune-up Limit	RB Allocation	RB offset	Mode B Power (dBm)						MPR	Tune-up Limit
				505200	506004	511902	518598	525300	531996					505200	506004	511902	518598	525300	531996		
				2526 MHz	2530.02 MHz	2559.51 MHz	2592.99 MHz	2626.5 MHz	2659.98 MHz					2526 MHz	2530.02 MHz	2559.51 MHz	2592.99 MHz	2626.5 MHz	2659.98 MHz		
60	π/2 BPSK	1	1				17.4			0	19.4	1	1				20.0			0	21.9
		1	160				17.4			0	19.4	1	160				20.0			0	21.9
BW (MHz)	Modulation	RB Allocation	RB offset	Mode A Power (dBm)						MPR	Tune-up Limit	RB Allocation	RB offset	Mode B Power (dBm)						MPR	Tune-up Limit
				504204	505002	511404	518598	525798	532992					504204	505002	511404	518598	525798	532992		
				2521.02 MHz	2525.01 MHz	2557.02 MHz	2592.99 MHz	2628.99 MHz	2664.96 MHz					2521.02 MHz	2525.01 MHz	2557.02 MHz	2592.99 MHz	2628.99 MHz	2664.96 MHz		
50	π/2 BPSK	1	1				17.5			0	19.4	1	1				20.2			0	21.9
		1	131				17.4			0	19.4	1	131				20.2			0	21.9
BW (MHz)	Modulation	RB Allocation	RB offset	Mode A Power (dBm)						MPR	Tune-up Limit	RB Allocation	RB offset	Mode B Power (dBm)						MPR	Tune-up Limit
				503202	504000	510900	518598	526302	533994					503202	504000	510900	518598	526302	533994		
				2516.01 MHz	2520 MHz	2554.5 MHz	2592.99 MHz	2631.51 MHz	2669.97 MHz					2516.01 MHz	2520 MHz	2554.5 MHz	2592.99 MHz	2631.51 MHz	2669.97 MHz		
40	π/2 BPSK	1	1	17.5	17.5	17.9	18.0	17.9	17.9	0	19.4	1	1	20.0	19.9	20.2	20.3	20.4	20.3	0	21.9
		1	104	17.6	17.8	18.0	17.9	17.9	18.0	0	19.4	1	104	20.0	20.2	20.2	20.4	20.3	20.4	0	21.9
BW (MHz)	Modulation	RB Allocation	RB offset	Mode A Power (dBm)						MPR	Tune-up Limit	RB Allocation	RB offset	Mode B Power (dBm)						MPR	Tune-up Limit
				502200	503004	510402	518598	526800	534996					502200	503004	510402	518598	526800	534996		
				2511 MHz	2515.02 MHz	2552.01 MHz	2592.99 MHz	2634 MHz	2674.98 MHz					2511 MHz	2515.02 MHz	2552.01 MHz	2592.99 MHz	2634 MHz	2674.98 MHz		
30	π/2 BPSK	1	1	17.6	17.5	17.8	17.9	17.7	17.9	0	19.4	1	1	20.0	19.9	20.3	20.3	20.2	20.2	0	21.9
		1	76	17.6	17.7	17.7	17.9	17.8	18.0	0	19.4	1	76	20.0	19.9	20.2	20.4	20.3	20.3	0	21.9
BW (MHz)	Modulation	RB Allocation	RB offset	Mode A Power (dBm)						MPR	Tune-up Limit	RB Allocation	RB offset	Mode B Power (dBm)						MPR	Tune-up Limit
				501204	502002	509904	518598	527298	535992					501204	502002	509904	518598	527298	535992		
				2506.02 MHz	2510.01 MHz	2549.52 MHz	2592.99 MHz	2636.49 MHz	2679.96 MHz					2506.02 MHz	2510.01 MHz	2549.52 MHz	2592.99 MHz	2636.49 MHz	2679.96 MHz		
20	π/2 BPSK	1	1	17.5	17.4	17.7	17.7	17.6	17.6	0	19.4	1	1	20.0	19.9	19.9	20.1	20.0	20.0	0	21.9
		1	49	17.5	17.7	17.8	17.7	17.7	17.7	0	19.4	1	49	20.0	19.9	20.0	20.0	19.9	20.0	0	21.9
BW (MHz)	Modulation	RB Allocation	RB offset	Mode A Power (dBm)						MPR	Tune-up Limit	RB Allocation	RB offset	Mode B Power (dBm)						MPR	Tune-up Limit
				500700	501504	509652	518598	527550	536496					500700	501504	509652	518598	527550	536496		
				2503.5 MHz	2507.52 MHz	2548.26 MHz	2592.99 MHz	2637.75 MHz	2682.48 MHz					2503.5 MHz	2507.52 MHz	2548.26 MHz	2592.99 MHz	2637.75 MHz	2682.48 MHz		
15	π/2 BPSK	1	1	17.6	17.6	17.6	17.8	17.6	17.8	0	19.4	1	1	20.0	19.9	20.1	19.9	20.0	20.0	0	21.9
		1	36	17.6	17.7	17.8	17.7	17.7	17.8	0	19.4	1	36	20.0	19.9	20.0	20.0	20.1	20.1	0	21.9
BW (MHz)	Modulation	RB Allocation	RB offset	Mode A Power (dBm)						MPR	Tune-up Limit	RB Allocation	RB offset	Mode B Power (dBm)						MPR	Tune-up Limit
				500202	501000	509400	518598	527802	536994					500202	501000	509400	518598	527802	536994		
				2501.01 MHz	2505 MHz	2547 MHz	2592.99 MHz	2639.01 MHz	2684.97 MHz					2501.01 MHz	2505 MHz	2547 MHz	2592.99 MHz	2639.01 MHz	2684.97 MHz		
10	π/2 BPSK	1	1	17.6	17.4	17.7	17.8	17.7	17.8	0	19.4	1	1	20.0	19.9	20.1	19.9	20.0	20.1	0	21.9
		1	22	17.6	17.4	17.7	17.7	17.7	17.8	0	19.4	1	22	20.0	19.9	19.9	20.1	20.1	20.0	0	21.9

This report shall not be reproduced without the written approval of UL Verification Services Inc.

NR Band 41 Measured Results (ANT3)

BW (MHz)	Modulation	RB Allocation	RB offset	Mode A Power (dBm)						MPR	Tune-up Limit	RB Allocation	RB offset	Mode B Power (dBm)						MPR	Tune-up Limit
				509202	510000	513900	518598	523302	527994					509202	510000	513900	518598	523302	527994		
				2546.01 MHz	2550 MHz	2569.5 MHz	2592.99 MHz	2616.51 MHz	2639.97 MHz					2546.01 MHz	2550 MHz	2569.5 MHz	2592.99 MHz	2616.51 MHz	2639.97 MHz		
100	π/2 BPSK	1	1				24.0			0	25.7	1	1				21.0			0	23
		1	271				24.0			0	25.7	1	271				21.0			0	23
		135	69				24.0			0	25.7	135	69				21.0			0	23
	QPSK	1	1				24.1			0	25.7	1	1				21.2			0	23
		1	271				24.0			0	25.7	1	271				21.1			0	23
		135	69				24.1			0	25.7	135	69				21.2			0	23

BW (MHz)	Modulation	RB Allocation	RB offset	Mode A Power (dBm)						MPR	Tune-up Limit	RB Allocation	RB offset	Mode B Power (dBm)						MPR	Tune-up Limit
				508200	509004	513402	518598	523800	528996					508200	509004	513402	518598	523800	528996		
				2541 MHz	2545.02 MHz	2567.01 MHz	2592.99 MHz	2619 MHz	2644.98 MHz					2541 MHz	2545.02 MHz	2567.01 MHz	2592.99 MHz	2619 MHz	2644.98 MHz		
90	π/2 BPSK	1	1				24.2			0	25.7	1	1				21.4			0	23
		1	243				24.2			0	25.7	1	243				21.3			0	23

BW (MHz)	Modulation	RB Allocation	RB offset	Mode A Power (dBm)						MPR	Tune-up Limit	RB Allocation	RB offset	Mode B Power (dBm)						MPR	Tune-up Limit
				507204	508002	512904	518598	524298	529992					507204	508002	512904	518598	524298	529992		
				2536.02 MHz	2540.01 MHz	2564.52 MHz	2592.99 MHz	2621.49 MHz	2649.96 MHz					2536.02 MHz	2540.01 MHz	2564.52 MHz	2592.99 MHz	2621.49 MHz	2649.96 MHz		
80	π/2 BPSK	1	1				24.3			0	25.7	1	1				21.4			0	23
		1	215				24.3			0	25.7	1	215				21.2			0	23

BW (MHz)	Modulation	RB Allocation	RB offset	Mode A Power (dBm)						MPR	Tune-up Limit	RB Allocation	RB offset	Mode B Power (dBm)						MPR	Tune-up Limit
				506202	507000	512400	518598	524802	530994					506202	507000	512400	518598	524802	530994		
				2531.01 MHz	2535 MHz	2562 MHz	2592.99 MHz	2624.01 MHz	2654.97 MHz					2531.01 MHz	2535 MHz	2562 MHz	2592.99 MHz	2624.01 MHz	2654.97 MHz		
70	π/2 BPSK	1	1				24.3			0	25.7	1	1				21.2			0	23
		1	187				24.3			0	25.7	1	187				21.0			0	23

BW (MHz)	Modulation	RB Allocation	RB offset	Mode A Power (dBm)						MPR	Tune-up Limit	RB Allocation	RB offset	Mode B Power (dBm)						MPR	Tune-up Limit
				505200	506004	511902	518598	525300	531996					505200	506004	511902	518598	525300	531996		
				2526 MHz	2530.02 MHz	2559.51 MHz	2592.99 MHz	2626.5 MHz	2659.98 MHz					2526 MHz	2530.02 MHz	2559.51 MHz	2592.99 MHz	2626.5 MHz	2659.98 MHz		
60	π/2 BPSK	1	1				24.3			0	25.7	1	1				21.2			0	23
		1	160				24.2			0	25.7	1	160				21.2			0	23

BW (MHz)	Modulation	RB Allocation	RB offset	Mode A Power (dBm)						MPR	Tune-up Limit	RB Allocation	RB offset	Mode B Power (dBm)						MPR	Tune-up Limit
				504204	505002	511404	518598	525798	532992					504204	505002	511404	518598	525798	532992		
				2521.02 MHz	2525.01 MHz	2557.02 MHz	2592.99 MHz	2628.99 MHz	2664.96 MHz					2521.02 MHz	2525.01 MHz	2557.02 MHz	2592.99 MHz	2628.99 MHz	2664.96 MHz		
50	π/2 BPSK	1	1				24.3			0	25.7	1	1				21.1			0	23
		1	131				24.3			0	25.7	1	131				21.1			0	23

BW (MHz)	Modulation	RB Allocation	RB offset	Mode A Power (dBm)						MPR	Tune-up Limit	RB Allocation	RB offset	Mode B Power (dBm)						MPR	Tune-up Limit
				503202	504000	510900	518598	526302	533994					503202	504000	510900	518598	526302	533994		
				2516.01 MHz	2520 MHz	2554.5 MHz	2592.99 MHz	2631.51 MHz	2669.97 MHz					2516.01 MHz	2520 MHz	2554.5 MHz	2592.99 MHz	2631.51 MHz	2669.97 MHz		
40	π/2 BPSK	1	1	24.0	24.0	24.1	24.0	24.2	24.3	0	25.7	1	1	21.4	21.1	21.2	21.1	21.2	21.2	0	23
		1	104	24.2	24.1	24.0	24.1	24.2	24.2	0	25.7	1	104	21.5	21.2	21.2	21.2	21.2	21.2	0	23

BW (MHz)	Modulation	RB Allocation	RB offset	Mode A Power (dBm)						MPR	Tune-up Limit	RB Allocation	RB offset	Mode B Power (dBm)						MPR	Tune-up Limit
				502200	503004	510402	518598	526800	534996					502200	503004	510402	518598	526800	534996		
				2511 MHz	2515.02 MHz	2552.01 MHz	2592.99 MHz	2634 MHz	2674.98 MHz					2511 MHz	2515.02 MHz	2552.01 MHz	2592.99 MHz	2634 MHz	2674.98 MHz		
30	π/2 BPSK	1	1	24.0	24.0	24.1	24.3	24.3	24.3	0	25.7	1	1	21.4	21.0	21.1	21.2	21.3	21.1	0	23
		1	76	24.1	24.1	24.0	24.3	24.3	24.3	0	25.7	1	76	21.5	21.0	21.0	21.2	21.2	21.1	0	23

BW (MHz)	Modulation	RB Allocation	RB offset	Mode A Power (dBm)						MPR	Tune-up Limit	RB Allocation	RB offset	Mode B Power (dBm)						MPR	Tune-up Limit
				501204	502002	509904	518598	527298	535992					501204	502002	509904	518598	527298	535992		
				2506.02 MHz	2510.01 MHz	2549.52 MHz	2592.99 MHz	2636.49 MHz	2679.96 MHz					2506.02 MHz	2510.01 MHz	2549.52 MHz	2592.99 MHz	2636.49 MHz	2679.96 MHz		
20	π/2 BPSK	1	1	23.9	24.0	24.0	24.2	24.1	24.2	0	25.7	1	1	21.4	21.0	21.1	21.2	21.1	21.2	0	23
		1	49	24.0	24.0	24.2	24.2	24.2	24.2	0	25.7	1	49	21.3	21.1	21.2	21.2	21.2	21.2	0	23

BW (MHz)	Modulation	RB Allocation	RB offset	Mode A Power (dBm)						MPR	Tune-up Limit	RB Allocation	RB offset	Mode B Power (dBm)						MPR	Tune-up Limit
				500700	501504	509652	518598	527550	536496					500700	501504	509652	518598	527550	536496		
				2503.5 MHz	2507.52 MHz	2548.26 MHz	2592.99 MHz	2637.75 MHz	2682.48 MHz					2503.5 MHz	2507.52 MHz	2548.26 MHz	2592.99 MHz	2637.75 MHz	2682.48 MHz		
15	π/2 BPSK	1	1	23.9	24.0	24.2	24.3	24.3	24.2	0	25.7	1	1	21.1	21.0	21.1	21.2	21.2	21.2	0	23
		1	36	24.0	24.0	24.2	24.3	24.2	24.2	0	25.7	1	36	21.3	21.2	21.1	21.2	21.1	21.2	0	23

BW (MHz)	Modulation	RB Allocation	RB offset	Mode A Power (dBm)						MPR	Tune-up Limit	RB Allocation	RB offset	Mode B Power (dBm)						MPR	Tune-up Limit
				500202	501000	509400	518598	527802	536994					500202	501000	509400	518598	527802	536994		
				2501.01 MHz	2505 MHz	2547 MHz	2592.99 MHz	2639.01 MHz	2684.97 MHz					2501.01 MHz	2505 MHz	2547 MHz	2592.99 MHz	2639.01 MHz	2684.97 MHz		
10	π/2 BPSK	1	1	24.0	24.0	24.1	24.2	24.3	24.2	0	25.7	1	1	21.2	21.0	21.2	21.2	21.2	21.2	0	23
		1	22	24.1	24.0	24.2	24.2	24.3	24.2	0	25.7	1	22	21.3	21.0	21.2	21.2	21.2	21.2	0	23

This report shall not be reproduced without the written approval of UL Verification Services Inc.

NR Band 41 Measured Results (ANT4)

BW (MHz)	Modulation	RB Allocation	RB offset	Mode A Power (dBm)						MPR	Tune-up Limit	RB Allocation	RB offset	Mode B Power (dBm)						MPR	Tune-up Limit
				509202	510000	513900	518598	523302	527994					509202	510000	513900	518598	523302	527994		
				2546.01 MHz	2550 MHz	2569.5 MHz	2592.99 MHz	2616.51 MHz	2639.97 MHz					2546.01 MHz	2550 MHz	2569.5 MHz	2592.99 MHz	2616.51 MHz	2639.97 MHz		
100	π/2 BPSK	1	1				16.8			0	18.5	1	1				17.7			0	19.5
		1	271				16.5			0	18.5	1	271				17.8			0	19.5
		135	69				16.8			0	18.5	135	69				17.9			0	19.5
	QPSK	1	1				16.5			0	18.5	1	1				17.6			0	19.5
		1	271				16.5			0	18.5	1	271				17.6			0	19.5
		135	69				16.6			0	18.5	135	69				17.9			0	19.5
BW (MHz)	Modulation	RB Allocation	RB offset	Mode A Power (dBm)						MPR	Tune-up Limit	RB Allocation	RB offset	Mode B Power (dBm)						MPR	Tune-up Limit
				508200	509004	513402	518598	523800	528996					508200	509004	513402	518598	523800	528996		
				2541 MHz	2545.02 MHz	2567.01 MHz	2592.99 MHz	2619 MHz	2644.98 MHz					2541 MHz	2545.02 MHz	2567.01 MHz	2592.99 MHz	2619 MHz	2644.98 MHz		
90	π/2 BPSK	1	1				16.5			0	18.5	1	1				17.9			0	19.5
		1	243				16.5			0	18.5	1	243				18.3			0	19.5
BW (MHz)	Modulation	RB Allocation	RB offset	Mode A Power (dBm)						MPR	Tune-up Limit	RB Allocation	RB offset	Mode B Power (dBm)						MPR	Tune-up Limit
				507204	508002	512904	518598	524298	529992					507204	508002	512904	518598	524298	529992		
				2536.02 MHz	2540.01 MHz	2564.52 MHz	2592.99 MHz	2621.49 MHz	2649.96 MHz					2536.02 MHz	2540.01 MHz	2564.52 MHz	2592.99 MHz	2621.49 MHz	2649.96 MHz		
80	π/2 BPSK	1	1				16.5			0	18.5	1	1				18.0			0	19.5
		1	215				16.5			0	18.5	1	215				18.4			0	19.5
BW (MHz)	Modulation	RB Allocation	RB offset	Mode A Power (dBm)						MPR	Tune-up Limit	RB Allocation	RB offset	Mode B Power (dBm)						MPR	Tune-up Limit
				506202	507000	512400	518598	524802	530994					506202	507000	512400	518598	524802	530994		
				2531.01 MHz	2535 MHz	2562 MHz	2592.99 MHz	2624.01 MHz	2654.97 MHz					2531.01 MHz	2535 MHz	2562 MHz	2592.99 MHz	2624.01 MHz	2654.97 MHz		
70	π/2 BPSK	1	1				16.5			0	18.5	1	1				17.9			0	19.5
		1	187				16.5			0	18.5	1	187				18.3			0	19.5
BW (MHz)	Modulation	RB Allocation	RB offset	Mode A Power (dBm)						MPR	Tune-up Limit	RB Allocation	RB offset	Mode B Power (dBm)						MPR	Tune-up Limit
				505200	506004	511902	518598	525300	531996					505200	506004	511902	518598	525300	531996		
				2526 MHz	2530.02 MHz	2559.51 MHz	2592.99 MHz	2626.5 MHz	2659.98 MHz					2526 MHz	2530.02 MHz	2559.51 MHz	2592.99 MHz	2626.5 MHz	2659.98 MHz		
60	π/2 BPSK	1	1				16.5			0	18.5	1	1				17.9			0	19.5
		1	160				16.6			0	18.5	1	160				18.3			0	19.5
BW (MHz)	Modulation	RB Allocation	RB offset	Mode A Power (dBm)						MPR	Tune-up Limit	RB Allocation	RB offset	Mode B Power (dBm)						MPR	Tune-up Limit
				504204	505002	511404	518598	525798	532992					504204	505002	511404	518598	525798	532992		
				2521.02 MHz	2525.01 MHz	2557.02 MHz	2592.99 MHz	2628.99 MHz	2664.96 MHz					2521.02 MHz	2525.01 MHz	2557.02 MHz	2592.99 MHz	2628.99 MHz	2664.96 MHz		
50	π/2 BPSK	1	1				16.5			0	18.5	1	1				18.0			0	19.5
		1	131				16.5			0	18.5	1	131				18.0			0	19.5
BW (MHz)	Modulation	RB Allocation	RB offset	Mode A Power (dBm)						MPR	Tune-up Limit	RB Allocation	RB offset	Mode B Power (dBm)						MPR	Tune-up Limit
				503202	504000	510900	518598	526302	533994					503202	504000	510900	518598	526302	533994		
				2516.01 MHz	2520 MHz	2554.5 MHz	2592.99 MHz	2631.51 MHz	2669.97 MHz					2516.01 MHz	2520 MHz	2554.5 MHz	2592.99 MHz	2631.51 MHz	2669.97 MHz		
40	π/2 BPSK	1	1	16.6	16.6	16.6	16.6	16.5	16.5	0	18.5	1	1	18.3	18.2	18.3	18.3	18.6	18.7	0	19.5
		1	104	16.5	16.7	16.6	16.6	16.5	16.5	0	18.5	1	104	18.3	18.3	18.4	18.5	18.6	18.4	0	19.5
BW (MHz)	Modulation	RB Allocation	RB offset	Mode A Power (dBm)						MPR	Tune-up Limit	RB Allocation	RB offset	Mode B Power (dBm)						MPR	Tune-up Limit
				502200	503004	510402	518598	526800	534996					502200	503004	510402	518598	526800	534996		
				2511 MHz	2515.02 MHz	2552.01 MHz	2592.99 MHz	2634 MHz	2674.98 MHz					2511 MHz	2515.02 MHz	2552.01 MHz	2592.99 MHz	2634 MHz	2674.98 MHz		
30	π/2 BPSK	1	1	16.5	16.6	16.6	16.5	16.5	16.6	0	18.5	1	1	18.3	18.3	18.2	18.3	18.4	18.6	0	19.5
		1	76	16.5	16.6	16.5	16.7	16.6	16.8	0	18.5	1	76	18.3	18.3	18.3	18.5	18.6	18.6	0	19.5
BW (MHz)	Modulation	RB Allocation	RB offset	Mode A Power (dBm)						MPR	Tune-up Limit	RB Allocation	RB offset	Mode B Power (dBm)						MPR	Tune-up Limit
				501204	502002	509904	518598	527298	535992					501204	502002	509904	518598	527298	535992		
				2506.02 MHz	2510.01 MHz	2549.52 MHz	2592.99 MHz	2636.49 MHz	2679.96 MHz					2506.02 MHz	2510.01 MHz	2549.52 MHz	2592.99 MHz	2636.49 MHz	2679.96 MHz		
20	π/2 BPSK	1	1	16.5	16.7	16.7	16.7	16.7	16.7	0	18.5	1	1	18.2	18.3	18.3	18.3	18.4	18.5	0	19.5
		1	49	16.6	16.6	16.8	16.7	16.7	16.8	0	18.5	1	49	18.2	18.2	18.2	18.6	18.6	18.5	0	19.5
BW (MHz)	Modulation	RB Allocation	RB offset	Mode A Power (dBm)						MPR	Tune-up Limit	RB Allocation	RB offset	Mode B Power (dBm)						MPR	Tune-up Limit
				500700	501504	509652	518598	527550	536496					500700	501504	509652	518598	527550	536496		
				2503.5 MHz	2507.52 MHz	2548.26 MHz	2592.99 MHz	2637.75 MHz	2682.48 MHz					2503.5 MHz	2507.52 MHz	2548.26 MHz	2592.99 MHz	2637.75 MHz	2682.48 MHz		
15	π/2 BPSK	1	1	16.5	16.5	16.6	16.5	16.6	16.6	0	18.5	1	1	18.3	18.3	18.1	18.2	18.3	18.5	0	19.5
		1	36	16.5	16.6	16.6	16.5	16.5	16.8	0	18.5	1	36	18.2	18.2	18.3	18.5	18.5	18.5	0	19.5
BW (MHz)	Modulation	RB Allocation	RB offset	Mode A Power (dBm)						MPR	Tune-up Limit	RB Allocation	RB offset	Mode B Power (dBm)						MPR	Tune-up Limit
				500202	501000	509400	518598	527802	536994					500202	501000	509400	518598	527802	536994		
				2501.01 MHz	2505 MHz	2547 MHz	2592.99 MHz	2639.01 MHz	2684.97 MHz					2501.01 MHz	2505 MHz	2547 MHz	2592.99 MHz	2639.01 MHz	2684.97 MHz		
10	π/2 BPSK	1	1	16.5	16.6	16.7	16.7	16.6	16.5	0	18.5	1	1	18.2	18.3	18.2	18.3	18.3	18.5	0	19.5
		1	22	16.5	16.5	16.6	16.6	16.6	16.5	0	18.5	1	22	18.2	18.2	18.2	18.3	18.3	18.3	0	19.5

This report shall not be reproduced without the written approval of UL Verification Services Inc.

NR Band 48 Measured Results (ANT7)

BW (MHz)	Modulation	RB Allocation	RB offset	Mode A Power (dBm)				MPR	Tune-up Limit	RB Allocation	RB offset	Mode B Power (dBm)				MPR	Tune-up Limit
				638002	640446	642890	645332					638002	640446	642890	645332		
				3570.03 MHz	3606.69 MHz	3643.35 MHz	3679.98 MHz					3570.03 MHz	3606.69 MHz	3643.35 MHz	3679.98 MHz		
40	π/2 BPSK	1	1			24.0		0	26	1	1			20.1		0	21.6
		1	104			24.0		0	26	1	104			20.1		0	21.6
		50	28			24.0		0	26	50	28			20.0		0	21.6
	QPSK	1	1			24.2		0	26	1	1			20.1		0	21.6
		1	104			24.1		0	26	1	104			20.2		0	21.6
		50	28			24.0		0	26	50	28			20.1		0	21.6
BW (MHz)	Modulation	RB Allocation	RB offset	Mode A Power (dBm)				MPR	Tune-up Limit	RB Allocation	RB offset	Mode B Power (dBm)				MPR	Tune-up Limit
				637668	640334	643000	645666					637668	640334	643000	645666		
				3565.02 MHz	3605.01 MHz	3645 MHz	3684.99 MHz					3565.02 MHz	3605.01 MHz	3645 MHz	3684.99 MHz		
30	π/2 BPSK	1	1	24.1	24.1	24.0	24.1	0	26	1	1	19.6	19.6	19.6	19.6	0	21.6
		1	76	24.0	24.0	24.0	24.0	0	26	1	76	19.6	19.6	19.6	19.6	0	21.6
BW (MHz)	Modulation	RB Allocation	RB offset	Mode A Power (dBm)				MPR	Tune-up Limit	RB Allocation	RB offset	Mode B Power (dBm)				MPR	Tune-up Limit
				637336	640224	643112	645998					637336	640224	643112	645998		
				3560.04 MHz	3603.36 MHz	3646.68 MHz	3689.97 MHz					3560.04 MHz	3603.36 MHz	3646.68 MHz	3689.97 MHz		
20	π/2 BPSK	1	1	24.1	24.0	24.0	24.0	0	26	1	1	19.6	19.6	19.6	19.6	0	21.6
		1	49	24.0	24.0	24.0	24.0	0	26	1	49	19.6	19.6	19.6	19.6	0	21.6
BW (MHz)	Modulation	RB Allocation	RB offset	Mode A Power (dBm)				MPR	Tune-up Limit	RB Allocation	RB offset	Mode B Power (dBm)				MPR	Tune-up Limit
				637168	640168	643168	646166					637168	640168	643168	646166		
				3557.52 MHz	3602.52 MHz	3647.52 MHz	3692.49 MHz					3557.52 MHz	3602.52 MHz	3647.52 MHz	3692.49 MHz		
15	π/2 BPSK	1	1	24.2	24.0	24.0	24.0	0	26	1	1	19.6	19.6	19.6	19.6	0	21.6
		1	36	24.1	24.0	24.0	24.0	0	26	1	36	19.6	19.6	19.6	19.6	0	21.6
BW (MHz)	Modulation	RB Allocation	RB offset	Mode A Power (dBm)				MPR	Tune-up Limit	RB Allocation	RB offset	Mode B Power (dBm)				MPR	Tune-up Limit
				637002	640112	643224	646332					637002	640112	643224	646332		
				3555.03 MHz	3601.68 MHz	3648.36 MHz	3694.98 MHz					3555.03 MHz	3601.68 MHz	3648.36 MHz	3694.98 MHz		
10	π/2 BPSK	1	1	24.1	24.0	24.0	24.0	0	26	1	1	19.6	19.6	19.6	19.6	0	21.6
		1	22	24.0	24.0	24.0	24.0	0	26	1	22	19.6	19.6	19.6	19.6	0	21.6

NR Band 48 Measured Results (ANT8)

BW (MHz)	Modulation	RB Allocation	RB offset	Mode A Power (dBm)				MPR	Tune-up Limit	RB Allocation	RB offset	Mode B Power (dBm)				MPR	Tune-up Limit
				638002	640446	642890	645332					638002	640446	642890	645332		
				3570.03 MHz	3606.69 MHz	3643.35 MHz	3679.98 MHz					3570.03 MHz	3606.69 MHz	3643.35 MHz	3679.98 MHz		
40	π/2 BPSK	1	1			17.1		0	18.8	1	1			18.1		0	19.6
		1	104			17.1		0	18.8	1	104			18.1		0	19.6
		50	28			17.1		0	18.8	50	28			18.0		0	19.6
	QPSK	1	1			17.1		0	18.8	1	1			18.3		0	19.6
		1	104			17.1		0	18.8	1	104			18.2		0	19.6
		50	28			16.8		0	18.8	50	28			18.1		0	19.6
BW (MHz)	Modulation	RB Allocation	RB offset	Mode A Power (dBm)				MPR	Tune-up Limit	RB Allocation	RB offset	Mode B Power (dBm)				MPR	Tune-up Limit
				637668	640334	643000	645666					637668	640334	643000	645666		
				3565.02 MHz	3605.01 MHz	3645 MHz	3684.99 MHz					3565.02 MHz	3605.01 MHz	3645 MHz	3684.99 MHz		
30	π/2 BPSK	1	1	16.8	16.8	16.8	16.8	0	18.8	1	1	18.0	18.0	18.0	18.0	0	19.6
		1	76	16.8	16.8	16.8	16.8	0	18.8	1	76	18.0	18.0	18.0	18.0	0	19.6
BW (MHz)	Modulation	RB Allocation	RB offset	Mode A Power (dBm)				MPR	Tune-up Limit	RB Allocation	RB offset	Mode B Power (dBm)				MPR	Tune-up Limit
				637336	640224	643112	645998					637336	640224	643112	645998		
				3560.04 MHz	3603.36 MHz	3646.68 MHz	3689.97 MHz					3560.04 MHz	3603.36 MHz	3646.68 MHz	3689.97 MHz		
20	π/2 BPSK	1	1	16.8	16.8	16.8	16.8	0	18.8	1	1	18.0	17.9	17.8	17.9	0	19.6
		1	49	16.8	16.8	16.8	16.8	0	18.8	1	49	17.9	17.9	17.9	17.9	0	19.6
BW (MHz)	Modulation	RB Allocation	RB offset	Mode A Power (dBm)				MPR	Tune-up Limit	RB Allocation	RB offset	Mode B Power (dBm)				MPR	Tune-up Limit
				637168	640168	643168	646166					637168	640168	643168	646166		
				3557.52 MHz	3602.52 MHz	3647.52 MHz	3692.49 MHz					3557.52 MHz	3602.52 MHz	3647.52 MHz	3692.49 MHz		
15	π/2 BPSK	1	1	16.8	16.8	17.3	17.4	0	18.8	1	1	18.0	17.9	17.9	17.8	0	19.6
		1	36	16.8	16.8	17.3	17.4	0	18.8	1	36	18.0	17.9	17.8	17.8	0	19.6
BW (MHz)	Modulation	RB Allocation	RB offset	Mode A Power (dBm)				MPR	Tune-up Limit	RB Allocation	RB offset	Mode B Power (dBm)				MPR	Tune-up Limit
				637002	640112	643224	646332					637002	640112	643224	646332		
				3555.03 MHz	3601.68 MHz	3648.36 MHz	3694.98 MHz					3555.03 MHz	3601.68 MHz	3648.36 MHz	3694.98 MHz		
10	π/2 BPSK	1	1	17.2	17.2	17.3	17.4	0	18.8	1	1	18.0	17.9	17.8	17.8	0	19.6
		1	22	17.3	17.2	17.4	17.4	0	18.8	1	22	17.9	18.0	17.9	17.9	0	19.6

This report shall not be reproduced without the written approval of UL Verification Services Inc.

NR Band 48 Measured Results (ANT9)

BW (MHz)	Modulation	RB Allocation	RB offset	Mode A Power (dBm)				MPR	Tune-up Limit	RB Allocation	RB offset	Mode B Power (dBm)				MPR	Tune-up Limit
				638002	640446	642890	645332					638002	640446	642890	645332		
				3570.03 MHz	3606.69 MHz	3643.35 MHz	3679.98 MHz					3570.03 MHz	3606.69 MHz	3643.35 MHz	3679.98 MHz		
40	π/2 BPSK	1	1			24.2		0	26	1	1			21.8		0	23.2
		1	104			24.0		0	26	1	104			21.5		0	23.2
		50	28			24.2		0	26	50	28			21.6		0	23.2
	QPSK	1	1			24.5		0	26	1	1			21.5		0	23.2
		1	104			24.3		0	26	1	104			21.5		0	23.2
		50	28			24.5		0	26	50	28			21.5		0	23.2
BW (MHz)	Modulation	RB Allocation	RB offset	Mode A Power (dBm)				MPR	Tune-up Limit	RB Allocation	RB offset	Mode B Power (dBm)				MPR	Tune-up Limit
				637668	640334	643000	645666					637668	640334	643000	645666		
				3565.02 MHz	3605.01 MHz	3645 MHz	3684.99 MHz					3565.02 MHz	3605.01 MHz	3645 MHz	3684.99 MHz		
30	π/2 BPSK	1	1	24.0	24.0	24.0	24.0	0	26	1	1	21.4	21.4	21.5	21.3	0	23.2
		1	76	24.0	24.0	24.0	24.0	0	26	1	76	21.6	21.5	21.6	21.6	0	23.2
BW (MHz)	Modulation	RB Allocation	RB offset	Mode A Power (dBm)				MPR	Tune-up Limit	RB Allocation	RB offset	Mode B Power (dBm)				MPR	Tune-up Limit
				637336	640224	643112	645998					637336	640224	643112	645998		
				3560.04 MHz	3603.36 MHz	3646.68 MHz	3689.97 MHz					3560.04 MHz	3603.36 MHz	3646.68 MHz	3689.97 MHz		
20	π/2 BPSK	1	1	24.0	24.0	24.0	24.0	0	26	1	1	21.3	21.2	21.2	21.2	0	23.2
		1	49	24.0	24.0	24.0	24.0	0	26	1	49	21.4	21.5	21.3	21.2	0	23.2
BW (MHz)	Modulation	RB Allocation	RB offset	Mode A Power (dBm)				MPR	Tune-up Limit	RB Allocation	RB offset	Mode B Power (dBm)				MPR	Tune-up Limit
				637168	640168	643168	646166					637168	640168	643168	646166		
				3557.52 MHz	3602.52 MHz	3647.52 MHz	3692.49 MHz					3557.52 MHz	3602.52 MHz	3647.52 MHz	3692.49 MHz		
15	π/2 BPSK	1	1	24.0	24.0	24.0	24.0	0	26	1	1	21.3	21.2	21.2	21.3	0	23.2
		1	36	24.0	24.0	24.0	24.0	0	26	1	36	21.5	21.3	21.2	21.4	0	23.2
BW (MHz)	Modulation	RB Allocation	RB offset	Mode A Power (dBm)				MPR	Tune-up Limit	RB Allocation	RB offset	Mode B Power (dBm)				MPR	Tune-up Limit
				637002	640112	643224	646332					637002	640112	643224	646332		
				3555.03 MHz	3601.68 MHz	3648.36 MHz	3694.98 MHz					3555.03 MHz	3601.68 MHz	3648.36 MHz	3694.98 MHz		
10	π/2 BPSK	1	1	24.0	24.0	24.0	24.0	0	26	1	1	21.2	21.2	21.2	21.3	0	23.2
		1	22	24.0	24.0	24.0	24.0	0	26	1	22	21.2	21.2	21.3	21.5	0	23.2

NR Band 48 Measured Results (ANT4)

BW (MHz)	Modulation	RB Allocation	RB offset	Mode A Power (dBm)				MPR	Tune-up Limit	RB Allocation	RB offset	Mode B Power (dBm)				MPR	Tune-up Limit
				638002	640446	642890	645332					638002	640446	642890	645332		
				3570.03 MHz	3606.69 MHz	3643.35 MHz	3679.98 MHz					3570.03 MHz	3606.69 MHz	3643.35 MHz	3679.98 MHz		
40	π/2 BPSK	1	1			19.6		0	20.8	1	1			18.7		0	20.7
		1	104			19.4		0	20.8	1	104			18.7		0	20.7
		50	28			19.6		0	20.8	50	28			18.7		0	20.7
	QPSK	1	1			19.6		0	20.8	1	1			18.7		0	20.7
		1	104			19.5		0	20.8	1	104			18.7		0	20.7
		50	28			19.5		0	20.8	50	28			18.7		0	20.7
BW (MHz)	Modulation	RB Allocation	RB offset	Mode A Power (dBm)				MPR	Tune-up Limit	RB Allocation	RB offset	Mode B Power (dBm)				MPR	Tune-up Limit
				637668	640334	643000	645666					637668	640334	643000	645666		
				3565.02 MHz	3605.01 MHz	3645 MHz	3684.99 MHz					3565.02 MHz	3605.01 MHz	3645 MHz	3684.99 MHz		
30	π/2 BPSK	1	1	19.3	19.4	19.4	19.4	0	20.8	1	1	18.7	19.1	19.1	19.0	0	20.7
		1	76	19.4	19.6	19.6	19.5	0	20.8	1	76	19.1	19.1	19.4	18.9	0	20.7
BW (MHz)	Modulation	RB Allocation	RB offset	0.333333333				MPR	Tune-up Limit	RB Allocation	RB offset	Mode B Power (dBm)				MPR	Tune-up Limit
				637336	640224	643112	645998					637336	640224	643112	645998		
				3560.04 MHz	3603.36 MHz	3646.68 MHz	3689.97 MHz					3560.04 MHz	3603.36 MHz	3646.68 MHz	3689.97 MHz		
20	π/2 BPSK	1	1	19.3	19.4	19.4	19.5	0	20.8	1	1	18.8	18.9	19.0	18.7	0	20.7
		1	49	19.3	19.5	19.5	19.6	0	20.8	1	49	18.8	18.8	19.0	18.7	0	20.7
BW (MHz)	Modulation	RB Allocation	RB offset	Mode A Power (dBm)				MPR	Tune-up Limit	RB Allocation	RB offset	Mode B Power (dBm)				MPR	Tune-up Limit
				637168	640168	643168	646166					637168	640168	643168	646166		
				3557.52 MHz	3602.52 MHz	3647.52 MHz	3692.49 MHz					3557.52 MHz	3602.52 MHz	3647.52 MHz	3692.49 MHz		
15	π/2 BPSK	1	1	19.3	19.5	19.4	19.5	0	20.8	1	1	18.7	18.9	18.9	18.8	0	20.7
		1	36	19.3	19.4	19.4	19.6	0	20.8	1	36	18.8	18.8	18.8	18.7	0	20.7
BW (MHz)	Modulation	RB Allocation	RB offset	Mode A Power (dBm)				MPR	Tune-up Limit	RB Allocation	RB offset	Mode B Power (dBm)				MPR	Tune-up Limit
				637002	640112	643224	646332					637002	640112	643224	646332		
				3555.03 MHz	3601.68 MHz	3648.36 MHz	3694.98 MHz					3555.03 MHz	3601.68 MHz	3648.36 MHz	3694.98 MHz		
10	π/2 BPSK	1	1	19.3	19.4	19.5	19.5	0	20.8	1	1	18.7	18.7	19.0	18.7	0	20.7
		1	22	19.3	19.5	19.5	19.6	0	20.8	1	22	18.7	18.7	18.9	18.8	0	20.7

This report shall not be reproduced without the written approval of UL Verification Services Inc.

NR Band 53 Measured Results (ANT3)

BW (MHz)	Modulation	RB Allocation	RB offset	Mode A Power (dBm)			MPR	Tune-up Limit	RB Allocation	RB offset	Mode B Power (dBm)			MPR	Tune-up Limit
				497700	497860	498000					497700	497860	498000		
				2488.5 MHz	2489.3 MHz	2490 MHz					2488.5 MHz	2489.3 MHz	2490 MHz		
10	π/2 BPSK	1	1		19.0		0	20.7	1	1		19.0		0	20.7
		1	22		18.8		0	20.7	1	22		18.8		0	20.7
		12	6		18.9		0	20.7	12	6		18.9		0	20.7
	QPSK	1	1		19.0		0	20.7	1	1		19.0		0	20.7
		1	22		19.0		0	20.7	1	22		19.0		0	20.7
		12	6		19.0		0	20.7	12	6		19.0		0	20.7

NR Band 53 Measured Results (ANT4)

BW (MHz)	Modulation	RB Allocation	RB offset	Mode A Power (dBm)			MPR	Tune-up Limit	RB Allocation	RB offset	Mode B Power (dBm)			MPR	Tune-up Limit
				497700	497860	498000					497700	497860	498000		
				2488.5 MHz	2489.3 MHz	2490 MHz					2488.5 MHz	2489.3 MHz	2490 MHz		
10	π/2 BPSK	1	1		18.5		0	19.8	1	1		18.7		0	20.7
		1	22		18.4		0	19.8	1	22		18.7		0	20.7
		12	6		18.5		0	19.8	12	6		18.7		0	20.7
	QPSK	1	1		18.2		0	19.8	1	1		18.7		0	20.7
		1	22		18.2		0	19.8	1	22		18.7		0	20.7
		12	6		18.3		0	19.8	12	6		18.7		0	20.7

NR Band 66 Measured Results (ANT1)

BW (MHz)	Modulation	RB Allocation	RB offset	Mode A Power (dBm)			MPR	Tune-up Limit	RB Allocation	RB offset	Mode B Power (dBm)			MPR	Tune-up Limit
				346500	349000	351500					346500	349000	351500		
				1732.5 MHz	1745 MHz	1757.5 MHz					1732.5 MHz	1745 MHz	1757.5 MHz		
45	π/2 BPSK	1	1		24.5		0	25.7	1	1		21.4		0	22.4
		1	240		24.4		0	25.7	1	240		21.3		0	22.4
		120	61		24.5		0	25.7	120	61		21.4		0	22.4
	QPSK	1	1		23.9		0	25.7	1	1		21.2		0	22.4
		1	240		24.0		0	25.7	1	240		21.0		0	22.4
		120	61		24.0		0	25.7	120	61		21.2		0	22.4
BW (MHz)	Modulation	RB Allocation	RB offset	Mode A Power (dBm)			MPR	Tune-up Limit	RB Allocation	RB offset	Mode B Power (dBm)			MPR	Tune-up Limit
				346000	349000	352000					346000	349000	352000		
				1730 MHz	1745 MHz	1760 MHz					1730 MHz	1745 MHz	1760 MHz		
40	π/2 BPSK	1	1		24.2		0	25.7	1	1		21.3		0	22.4
		1	214		24.0		0	25.7	1	214		21.1		0	22.4
BW (MHz)	Modulation	RB Allocation	RB offset	Mode A Power (dBm)			MPR	Tune-up Limit	RB Allocation	RB offset	Mode B Power (dBm)			MPR	Tune-up Limit
				345500	349000	352500					345500	349000	352500		
				1727.5 MHz	1745 MHz	1762.5 MHz					1727.5 MHz	1745 MHz	1762.5 MHz		
35	π/2 BPSK	1	1		23.9		0	25.7	1	1		21.1		0	22.4
		1	186		23.9		0	25.7	1	186		21.0		0	22.4
BW (MHz)	Modulation	RB Allocation	RB offset	Mode A Power (dBm)			MPR	Tune-up Limit	RB Allocation	RB offset	Mode B Power (dBm)			MPR	Tune-up Limit
				345000	349000	353000					345000	349000	353000		
				1725 MHz	1745 MHz	1765 MHz					1725 MHz	1745 MHz	1765 MHz		
30	π/2 BPSK	1	1		24.1		0	25.7	1	1		21.3		0	22.4
		1	158		24.1		0	25.7	1	158		21.2		0	22.4
BW (MHz)	Modulation	RB Allocation	RB offset	Mode A Power (dBm)			MPR	Tune-up Limit	RB Allocation	RB offset	Mode B Power (dBm)			MPR	Tune-up Limit
				344500	349000	353500					344500	349000	353500		
				1722.5 MHz	1745 MHz	1767.5 MHz					1722.5 MHz	1745 MHz	1767.5 MHz		
25	π/2 BPSK	1	1		23.8		0	25.7	1	1		21.2		0	22.4
		1	131		23.7		0	25.7	1	131		21.0		0	22.4
BW (MHz)	Modulation	RB Allocation	RB offset	Mode A Power (dBm)			MPR	Tune-up Limit	RB Allocation	RB offset	Mode B Power (dBm)			MPR	Tune-up Limit
				344000	349000	354000					344000	349000	354000		
				1720 MHz	1745 MHz	1770 MHz					1720 MHz	1745 MHz	1770 MHz		
20	π/2 BPSK	1	1	23.9	24.0	24.0	0	25.7	1	1	21.2	21.2	21.1	0	22.4
		1	104	24.0	24.0	23.9	0	25.7	1	104	21.2	21.1	21.4	0	22.4
BW (MHz)	Modulation	RB Allocation	RB offset	Mode A Power (dBm)			MPR	Tune-up Limit	RB Allocation	RB offset	Mode B Power (dBm)			MPR	Tune-up Limit
				343500	349000	354500					343500	349000	354500		
				1717.5 MHz	1745 MHz	1772.5 MHz					1717.5 MHz	1745 MHz	1772.5 MHz		
15	π/2 BPSK	1	1	24.0	23.8	23.9	0	25.7	1	1	21.3	21.2	21.1	0	22.4
		1	77	23.9	23.9	23.7	0	25.7	1	77	21.0	21.1	21.0	0	22.4
BW (MHz)	Modulation	RB Allocation	RB offset	Mode A Power (dBm)			MPR	Tune-up Limit	RB Allocation	RB offset	Mode B Power (dBm)			MPR	Tune-up Limit
				343000	349000	355000					343000	349000	355000		
				1715 MHz	1745 MHz	1775 MHz					1715 MHz	1745 MHz	1775 MHz		
10	π/2 BPSK	1	1	24.1	24.0	24.0	0	25.7	1	1	21.4	21.2	21.2	0	22.4
		1	50	24.0	23.9	23.8	0	25.7	1	50	21.2	21.3	21.1	0	22.4
BW (MHz)	Modulation	RB Allocation	RB offset	Mode A Power (dBm)			MPR	Tune-up Limit	RB Allocation	RB offset	Mode B Power (dBm)			MPR	Tune-up Limit
				342500	349000	355500					342500	349000	355500		
				1712.5 MHz	1745 MHz	1777.5 MHz					1712.5 MHz	1745 MHz	1777.5 MHz		
5	π/2 BPSK	1	1	24.1	24.0	24.0	0	25.7	1	1	21.2	21.1	21.1	0	22.4
		1	23	24.0	23.8	24.1	0	25.7	1	23	21.2	21.1	21.1	0	22.4

This report shall not be reproduced without the written approval of UL Verification Services Inc.

NR Band 66 Measured Results (ANT2)

BW (MHz)	Modulation	RB Allocation	RB offset	Mode A Power (dBm)			MPR	Tune-up Limit	RB Allocation	RB offset	Mode B Power (dBm)			MPR	Tune-up Limit
				346500	349000	351500					346500	349000	351500		
				1732.5 MHz	1745 MHz	1757.5 MHz					1732.5 MHz	1745 MHz	1757.5 MHz		
45	π/2 BPSK	1	1		20.5		0	21.8	1	1		23.2		0	24.5
		1	240		20.5		0	21.8	1	240		23.2		0	24.5
		120	61		20.5		0	21.8	120	61		23.3		0	24.5
	QPSK	1	1		20.5		0	21.8	1	1		23.1		0	24.5
		1	240		20.5		0	21.8	1	240		23.1		0	24.5
		120	61		20.7		0	21.8	120	61		23.1		0	24.5
BW (MHz)	Modulation	RB Allocation	RB offset	Mode A Power (dBm)			MPR	Tune-up Limit	RB Allocation	RB offset	Mode B Power (dBm)			MPR	Tune-up Limit
				346000	349000	352000					346000	349000	352000		
				1730 MHz	1745 MHz	1760 MHz					1730 MHz	1745 MHz	1760 MHz		
40	π/2 BPSK	1	1		20.6		0	21.8	1	1		23.2		0	24.5
		1	214		20.5		0	21.8	1	214		23.1		0	24.5
BW (MHz)	Modulation	RB Allocation	RB offset	Mode A Power (dBm)			MPR	Tune-up Limit	RB Allocation	RB offset	Mode B Power (dBm)			MPR	Tune-up Limit
				345500	349000	352500					345500	349000	352500		
				1727.5 MHz	1745 MHz	1762.5 MHz					1727.5 MHz	1745 MHz	1762.5 MHz		
35	π/2 BPSK	1	1		20.5		0	21.8	1	1		23.2		0	24.5
		1	186		20.6		0	21.8	1	186		23.1		0	24.5
BW (MHz)	Modulation	RB Allocation	RB offset	Mode A Power (dBm)			MPR	Tune-up Limit	RB Allocation	RB offset	Mode B Power (dBm)			MPR	Tune-up Limit
				345000	349000	353000					345000	349000	353000		
				1725 MHz	1745 MHz	1765 MHz					1725 MHz	1745 MHz	1765 MHz		
30	π/2 BPSK	1	1		20.7		0	21.8	1	1		23.2		0	24.5
		1	158		20.7		0	21.8	1	158		23.3		0	24.5
BW (MHz)	Modulation	RB Allocation	RB offset	Mode A Power (dBm)			MPR	Tune-up Limit	RB Allocation	RB offset	Mode B Power (dBm)			MPR	Tune-up Limit
				344500	349000	353500					344500	349000	353500		
				1722.5 MHz	1745 MHz	1767.5 MHz					1722.5 MHz	1745 MHz	1767.5 MHz		
25	π/2 BPSK	1	1		20.6		0	21.8	1	1		23.1		0	24.5
		1	131		20.5		0	21.8	1	131		23.1		0	24.5
BW (MHz)	Modulation	RB Allocation	RB offset	Mode A Power (dBm)			MPR	Tune-up Limit	RB Allocation	RB offset	Mode B Power (dBm)			MPR	Tune-up Limit
				344000	349000	354000					344000	349000	354000		
				1720 MHz	1745 MHz	1770 MHz					1720 MHz	1745 MHz	1770 MHz		
20	π/2 BPSK	1	1	20.4	20.7	20.4	0	21.8	1	1	23.0	23.2	23.0	0	24.5
		1	104	20.5	20.6	20.2	0	21.8	1	104	23.2	23.2	22.8	0	24.5
BW (MHz)	Modulation	RB Allocation	RB offset	Mode A Power (dBm)			MPR	Tune-up Limit	RB Allocation	RB offset	Mode B Power (dBm)			MPR	Tune-up Limit
				343500	349000	354500					343500	349000	354500		
				1717.5 MHz	1745 MHz	1772.5 MHz					1717.5 MHz	1745 MHz	1772.5 MHz		
15	π/2 BPSK	1	1	20.3	20.7	20.4	0	21.8	1	1	23.0	23.2	23.0	0	24.5
		1	77	20.4	20.6	20.1	0	21.8	1	77	22.9	23.2	22.8	0	24.5
BW (MHz)	Modulation	RB Allocation	RB offset	Mode A Power (dBm)			MPR	Tune-up Limit	RB Allocation	RB offset	Mode B Power (dBm)			MPR	Tune-up Limit
				343000	349000	355000					343000	349000	355000		
				1715 MHz	1745 MHz	1775 MHz					1715 MHz	1745 MHz	1775 MHz		
10	π/2 BPSK	1	1	20.3	20.7	20.4	0	21.8	1	1	23.1	23.3	23.2	0	24.5
		1	50	20.6	20.6	20.2	0	21.8	1	50	23.1	23.3	22.9	0	24.5
BW (MHz)	Modulation	RB Allocation	RB offset	Mode A Power (dBm)			MPR	Tune-up Limit	RB Allocation	RB offset	Mode B Power (dBm)			MPR	Tune-up Limit
				342500	349000	355500					342500	349000	355500		
				1712.5 MHz	1745 MHz	1777.5 MHz					1712.5 MHz	1745 MHz	1777.5 MHz		
5	π/2 BPSK	1	1	20.6	20.8	20.2	0	21.8	1	1	23.1	23.2	22.9	0	24.5
		1	23	20.3	20.7	20.2	0	21.8	1	23	23.0	23.2	22.9	0	24.5

This report shall not be reproduced without the written approval of UL Verification Services Inc.

NR Band 66 Measured Results (ANT3)

BW (MHz)	Modulation	RB Allocation	RB offset	Mode A Power (dBm)			MPR	Tune-up Limit	RB Allocation	RB offset	Mode B Power (dBm)			MPR	Tune-up Limit
				346500	349000	351500					346500	349000	351500		
				1732.5 MHz	1745 MHz	1757.5 MHz					1732.5 MHz	1745 MHz	1757.5 MHz		
45	π/2 BPSK	1	1		24.1		0	25.7	1	1		21.9		0	23.3
		1	240		23.9		0	25.7	1	240		21.5		0	23.3
		120	61		24.0		0	25.7	120	61		21.9		0	23.3
	QPSK	1	1		24.4		0	25.7	1	1		22.1		0	23.3
		1	240		24.2		0	25.7	1	240		21.8		0	23.3
		120	61		24.4		0	25.7	120	61		22.0		0	23.3
BW (MHz)	Modulation	RB Allocation	RB offset	Mode A Power (dBm)			MPR	Tune-up Limit	RB Allocation	RB offset	Mode B Power (dBm)			MPR	Tune-up Limit
				346000	349000	352000					346000	349000	352000		
				1730 MHz	1745 MHz	1760 MHz					1730 MHz	1745 MHz	1760 MHz		
40	π/2 BPSK	1	1		24.3		0	25.7	1	1		21.7		0	23.3
		1	214		24.2		0	25.7	1	214		22.0		0	23.3
BW (MHz)	Modulation	RB Allocation	RB offset	Mode A Power (dBm)			MPR	Tune-up Limit	RB Allocation	RB offset	Mode B Power (dBm)			MPR	Tune-up Limit
				345500	349000	352500					345500	349000	352500		
				1727.5 MHz	1745 MHz	1762.5 MHz					1727.5 MHz	1745 MHz	1762.5 MHz		
35	π/2 BPSK	1	1		24.3		0	25.7	1	1		21.5		0	23.3
		1	186		24.1		0	25.7	1	186		22.3		0	23.3
BW (MHz)	Modulation	RB Allocation	RB offset	Mode A Power (dBm)			MPR	Tune-up Limit	RB Allocation	RB offset	Mode B Power (dBm)			MPR	Tune-up Limit
				345000	349000	353000					345000	349000	353000		
				1725 MHz	1745 MHz	1765 MHz					1725 MHz	1745 MHz	1765 MHz		
30	π/2 BPSK	1	1		24.4		0	25.7	1	1		21.3		0	23.3
		1	158		24.3		0	25.7	1	158		21.7		0	23.3
BW (MHz)	Modulation	RB Allocation	RB offset	Mode A Power (dBm)			MPR	Tune-up Limit	RB Allocation	RB offset	Mode B Power (dBm)			MPR	Tune-up Limit
				344500	349000	353500					344500	349000	353500		
				1722.5 MHz	1745 MHz	1767.5 MHz					1722.5 MHz	1745 MHz	1767.5 MHz		
25	π/2 BPSK	1	1		24.2		0	25.7	1	1		21.9		0	23.3
		1	131		24.0		0	25.7	1	131		21.9		0	23.3
BW (MHz)	Modulation	RB Allocation	RB offset	Mode A Power (dBm)			MPR	Tune-up Limit	RB Allocation	RB offset	Mode B Power (dBm)			MPR	Tune-up Limit
				344000	349000	354000					344000	349000	354000		
				1720 MHz	1745 MHz	1770 MHz					1720 MHz	1745 MHz	1770 MHz		
20	π/2 BPSK	1	1	24.4	24.3	24.2	0	25.7	1	1	22.8	22.0	22.0	0	23.3
		1	104	24.2	24.2	24.2	0	25.7	1	104	22.0	21.8	22.0	0	23.3
BW (MHz)	Modulation	RB Allocation	RB offset	Mode A Power (dBm)			MPR	Tune-up Limit	RB Allocation	RB offset	Mode B Power (dBm)			MPR	Tune-up Limit
				343500	349000	354500					343500	349000	354500		
				1717.5 MHz	1745 MHz	1772.5 MHz					1717.5 MHz	1745 MHz	1772.5 MHz		
15	π/2 BPSK	1	1	24.3	24.3	24.2	0	25.7	1	1	22.5	22.7	22.0	0	23.3
		1	77	24.3	24.2	24.4	0	25.7	1	77	22.6	21.3	22.1	0	23.3
BW (MHz)	Modulation	RB Allocation	RB offset	Mode A Power (dBm)			MPR	Tune-up Limit	RB Allocation	RB offset	Mode B Power (dBm)			MPR	Tune-up Limit
				343000	349000	355000					343000	349000	355000		
				1715 MHz	1745 MHz	1775 MHz					1715 MHz	1745 MHz	1775 MHz		
10	π/2 BPSK	1	1	24.3	24.4	24.3	0	25.7	1	1	22.2	22.3	22.0	0	23.3
		1	50	24.4	24.3	24.3	0	25.7	1	50	22.4	22.2	22.0	0	23.3
BW (MHz)	Modulation	RB Allocation	RB offset	Mode A Power (dBm)			MPR	Tune-up Limit	RB Allocation	RB offset	Mode B Power (dBm)			MPR	Tune-up Limit
				342500	349000	355500					342500	349000	355500		
				1712.5 MHz	1745 MHz	1777.5 MHz					1712.5 MHz	1745 MHz	1777.5 MHz		
5	π/2 BPSK	1	1	24.3	24.4	24.2	0	25.7	1	1	22.1	22.2	22.0	0	23.3
		1	23	24.4	24.2	24.3	0	25.7	1	23	22.0	22.3	21.9	0	23.3

This report shall not be reproduced without the written approval of UL Verification Services Inc.

NR Band 66 Measured Results (ANT4)

BW (MHz)	Modulation	RB Allocation	RB offset	Mode A Power (dBm)			MPR	Tune-up Limit	RB Allocation	RB offset	Mode B Power (dBm)			MPR	Tune-up Limit
				346500	349000	351500					346500	349000	351500		
				1732.5 MHz	1745 MHz	1757.5 MHz					1732.5 MHz	1745 MHz	1757.5 MHz		
45	π/2 BPSK	1	1		20.3		0	21	1	1		21.5		0	22.8
		1	240		20.2		0	21	1	240		21.5		0	22.8
		120	61		20.3		0	21	120	61		21.5		0	22.8
	QPSK	1	1		20.3		0	21	1	1		21.4		0	22.8
		1	240		20.4		0	21	1	240		21.5		0	22.8
		120	61		20.3		0	21	120	61		21.6		0	22.8
BW (MHz)	Modulation	RB Allocation	RB offset	Mode A Power (dBm)			MPR	Tune-up Limit	RB Allocation	RB offset	Mode B Power (dBm)			MPR	Tune-up Limit
				346000	349000	352000					346000	349000	352000		
				1730 MHz	1745 MHz	1760 MHz					1730 MHz	1745 MHz	1760 MHz		
40	π/2 BPSK	1	1		20.8		0	21	1	1		21.2		0	22.8
		1	214		21.0		0	21	1	214		21.4		0	22.8
BW (MHz)	Modulation	RB Allocation	RB offset	Mode A Power (dBm)			MPR	Tune-up Limit	RB Allocation	RB offset	Mode B Power (dBm)			MPR	Tune-up Limit
				345500	349000	352500					345500	349000	352500		
				1727.5 MHz	1745 MHz	1762.5 MHz					1727.5 MHz	1745 MHz	1762.5 MHz		
35	π/2 BPSK	1	1		20.1		0	21	1	1		21.3		0	22.8
		1	186		20.3		0	21	1	186		21.4		0	22.8
BW (MHz)	Modulation	RB Allocation	RB offset	Mode A Power (dBm)			MPR	Tune-up Limit	RB Allocation	RB offset	Mode B Power (dBm)			MPR	Tune-up Limit
				345000	349000	353000					345000	349000	353000		
				1725 MHz	1745 MHz	1765 MHz					1725 MHz	1745 MHz	1765 MHz		
30	π/2 BPSK	1	1		20.0		0	21	1	1		21.2		0	22.8
		1	158		20.7		0	21	1	158		21.3		0	22.8
BW (MHz)	Modulation	RB Allocation	RB offset	Mode A Power (dBm)			MPR	Tune-up Limit	RB Allocation	RB offset	Mode B Power (dBm)			MPR	Tune-up Limit
				344500	349000	353500					344500	349000	353500		
				1722.5 MHz	1745 MHz	1767.5 MHz					1722.5 MHz	1745 MHz	1767.5 MHz		
25	π/2 BPSK	1	1		20.5		0	21	1	1		21.2		0	22.8
		1	131		20.3		0	21	1	131		21.2		0	22.8
BW (MHz)	Modulation	RB Allocation	RB offset	Mode A Power (dBm)			MPR	Tune-up Limit	RB Allocation	RB offset	Mode B Power (dBm)			MPR	Tune-up Limit
				344000	349000	354000					344000	349000	354000		
				1720 MHz	1745 MHz	1770 MHz					1720 MHz	1745 MHz	1770 MHz		
20	π/2 BPSK	1	1	20.8	20.6	20.8	0	21	1	1	21.4	21.5	21.4	0	22.8
		1	104	20.0	20.8	20.6	0	21	1	104	21.4	21.5	21.3	0	22.8
BW (MHz)	Modulation	RB Allocation	RB offset	Mode A Power (dBm)			MPR	Tune-up Limit	RB Allocation	RB offset	Mode B Power (dBm)			MPR	Tune-up Limit
				343500	349000	354500					343500	349000	354500		
				1717.5 MHz	1745 MHz	1772.5 MHz					1717.5 MHz	1745 MHz	1772.5 MHz		
15	π/2 BPSK	1	1	20.3	20.5	20.5	0	21	1	1	21.4	21.4	21.5	0	22.8
		1	77	20.2	20.1	20.0	0	21	1	77	21.3	21.5	21.2	0	22.8
BW (MHz)	Modulation	RB Allocation	RB offset	Mode A Power (dBm)			MPR	Tune-up Limit	RB Allocation	RB offset	Mode B Power (dBm)			MPR	Tune-up Limit
				343000	349000	355000					343000	349000	355000		
				1715 MHz	1745 MHz	1775 MHz					1715 MHz	1745 MHz	1775 MHz		
10	π/2 BPSK	1	1	20.6	20.6	21.0	0	21	1	1	21.5	21.6	21.4	0	22.8
		1	50	20.8	21.0	21.0	0	21	1	50	21.4	21.6	21.3	0	22.8
BW (MHz)	Modulation	RB Allocation	RB offset	Mode A Power (dBm)			MPR	Tune-up Limit	RB Allocation	RB offset	Mode B Power (dBm)			MPR	Tune-up Limit
				342500	349000	355500					342500	349000	355500		
				1712.5 MHz	1745 MHz	1777.5 MHz					1712.5 MHz	1745 MHz	1777.5 MHz		
5	π/2 BPSK	1	1	20.8	20.8	20.6	0	21	1	1	21.4	21.6	21.3	0	22.8
		1	23	20.8	20.7	20.8	0	21	1	23	21.4	21.5	21.2	0	22.8

This report shall not be reproduced without the written approval of UL Verification Services Inc.

NR Band 70 Measured Results (ANT1)

BW (MHz)	Modulation	RB Allocation	RB offset	Mode A Power (dBm)			MPR	Tune-up Limit	RB Allocation	RB offset	Mode B Power (dBm)			MPR	Tune-up Limit
				340500	340500	340500					340500	340500	340500		
				1702.5 MHz	1702.5 MHz	1702.5 MHz					1702.5 MHz	1702.5 MHz	1702.5 MHz		
15	π/2 BPSK	1	1		24.2		0	25.7	1	1		21.3		0	22.3
		1	77		24.4		0	25.7	1	77		21.4		0	22.3
		36	22		24.3		0	25.7	36	22		21.4		0	22.3
	QPSK	1	1		23.9		0	25.7	1	1		21.2		0	22.3
		1	77		23.8		0	25.7	1	77		21.2		0	22.3
		36	22		23.9		0	25.7	36	22		21.0		0	22.3
BW (MHz)	Modulation	RB Allocation	RB offset	Mode A Power (dBm)			MPR	Tune-up Limit	RB Allocation	RB offset	Mode B Power (dBm)			MPR	Tune-up Limit
				340000	340500	341000					340000	340500	341000		
				1700 MHz	1702.5 MHz	1705 MHz					1700 MHz	1702.5 MHz	1705 MHz		
10	π/2 BPSK	1	1		23.8		0	25.7	1	1		21.0		0	22.3
		1	50		23.8		0	25.7	1	50		21.2		0	22.3
BW (MHz)	Modulation	RB Allocation	RB offset	Mode A Power (dBm)			MPR	Tune-up Limit	RB Allocation	RB offset	Mode B Power (dBm)			MPR	Tune-up Limit
				339500	340500	341500					339500	340500	341500		
				1697.5 MHz	1702.5 MHz	1707.5 MHz					1697.5 MHz	1702.5 MHz	1707.5 MHz		
5	π/2 BPSK	1	1	23.7	23.7	23.7	0	25.7	1	1	21.0	21.2	21.3	0	22.3
		1	23	23.7	23.7	23.9	0	25.7	1	23	21.0	21.0	21.0	0	22.3

NR Band 70 Measured Results (ANT2)

BW (MHz)	Modulation	RB Allocation	RB offset	Mode A Power (dBm)			MPR	Tune-up Limit	RB Allocation	RB offset	Mode B Power (dBm)			MPR	Tune-up Limit
				340500	340500	340500					340500	340500	340500		
				1702.5 MHz	1702.5 MHz	1702.5 MHz					1702.5 MHz	1702.5 MHz	1702.5 MHz		
15	π/2 BPSK	1	1		20.3		0	22.2	1	1		22.9		0	24.7
		1	77		20.3		0	22.2	1	77		22.9		0	24.7
		36	22		20.3		0	22.2	36	22		22.9		0	24.7
	QPSK	1	1		20.3		0	22.2	1	1		22.9		0	24.7
		1	77		20.4		0	22.2	1	77		22.9		0	24.7
		36	22		20.3		0	22.2	36	22		22.9		0	24.7
BW (MHz)	Modulation	RB Allocation	RB offset	Mode A Power (dBm)			MPR	Tune-up Limit	RB Allocation	RB offset	Mode B Power (dBm)			MPR	Tune-up Limit
				340000	340500	341000					340000	340500	341000		
				1700 MHz	1702.5 MHz	1705 MHz					1700 MHz	1702.5 MHz	1705 MHz		
10	π/2 BPSK	1	1		20.3		0	22.2	1	1		22.9		0	24.7
		1	50		20.3		0	22.2	1	50		22.9		0	24.7
BW (MHz)	Modulation	RB Allocation	RB offset	Mode A Power (dBm)			MPR	Tune-up Limit	RB Allocation	RB offset	Mode B Power (dBm)			MPR	Tune-up Limit
				339500	340500	341500					339500	340500	341500		
				1697.5 MHz	1702.5 MHz	1707.5 MHz					1697.5 MHz	1702.5 MHz	1707.5 MHz		
5	π/2 BPSK	1	1	20.2	20.2	20.4	0	22.2	1	1	23.0	23.0	22.9	0	24.7
		1	23	20.4	20.3	20.3	0	22.2	1	23	22.9	22.9	23.0	0	24.7

This report shall not be reproduced without the written approval of UL Verification Services Inc.

NR Band 70 Measured Results (ANT3)

BW (MHz)	Modulation	RB Allocation	RB offset	Mode A Power (dBm)			MPR	Tune-up Limit	RB Allocation	RB offset	Mode B Power (dBm)			MPR	Tune-up Limit
				340500	340500	340500					340500	340500	340500		
				1702.5 MHz	1702.5 MHz	1702.5 MHz					1702.5 MHz	1702.5 MHz	1702.5 MHz		
15	π/2 BPSK	1	1		24.2		0	25.7	1	1		22.9		0	24.4
		1	77		24.3		0	25.7	1	77		23.0		0	24.4
		36	22		24.3		0	25.7	36	22		23.0		0	24.4
	QPSK	1	1		24.4		0	25.7	1	1		23.1		0	24.4
		1	77		24.5		0	25.7	1	77		23.1		0	24.4
		36	22		24.4		0	25.7	36	22		23.0		0	24.4
BW (MHz)	Modulation	RB Allocation	RB offset	Mode A Power (dBm)			MPR	Tune-up Limit	RB Allocation	RB offset	Mode B Power (dBm)			MPR	Tune-up Limit
				340000	340500	341000					340000	340500	341000		
				1700 MHz	1702.5 MHz	1705 MHz					1700 MHz	1702.5 MHz	1705 MHz		
10	π/2 BPSK	1	1		24.3		0	25.7	1	1		23.2		0	24.4
		1	50		24.3		0	25.7	1	50		23.0		0	24.4
BW (MHz)	Modulation	RB Allocation	RB offset	Mode A Power (dBm)			MPR	Tune-up Limit	RB Allocation	RB offset	Mode B Power (dBm)			MPR	Tune-up Limit
				339500	340500	341500					339500	340500	341500		
				1697.5 MHz	1702.5 MHz	1707.5 MHz					1697.5 MHz	1702.5 MHz	1707.5 MHz		
5	π/2 BPSK	1	1	24.5	24.3	24.3	0	25.7	1	1	22.9	23.5	23.3	0	24.4
		1	23	24.3	24.3	24.3	0	25.7	1	23	23.3	23.0	23.4	0	24.4

NR Band 70 Measured Results (ANT4)

BW (MHz)	Modulation	RB Allocation	RB offset	Mode A Power (dBm)			MPR	Tune-up Limit	RB Allocation	RB offset	Mode B Power (dBm)			MPR	Tune-up Limit
				340500	340500	340500					340500	340500	340500		
				1702.5 MHz	1702.5 MHz	1702.5 MHz					1702.5 MHz	1702.5 MHz	1702.5 MHz		
15	π/2 BPSK	1	1		20.7		0	21.8	1	1		21.7		0	23.7
		1	77		20.9		0	21.8	1	77		21.7		0	23.7
		36	22		20.1		0	21.8	36	22		21.7		0	23.7
	QPSK	1	1		20.1		0	21.8	1	1		21.7		0	23.7
		1	77		20.2		0	21.8	1	77		21.7		0	23.7
		36	22		20.2		0	21.8	36	22		21.7		0	23.7
BW (MHz)	Modulation	RB Allocation	RB offset	Mode A Power (dBm)			MPR	Tune-up Limit	RB Allocation	RB offset	Mode B Power (dBm)			MPR	Tune-up Limit
				340000	340500	341000					340000	340500	341000		
				1700 MHz	1702.5 MHz	1705 MHz					1700 MHz	1702.5 MHz	1705 MHz		
10	π/2 BPSK	1	1		20.0		0	21.8	1	1		21.7		0	23.7
		1	50		20.0		0	21.8	1	50		21.7		0	23.7
BW (MHz)	Modulation	RB Allocation	RB offset	Mode A Power (dBm)			MPR	Tune-up Limit	RB Allocation	RB offset	Mode B Power (dBm)			MPR	Tune-up Limit
				339500	340500	341500					339500	340500	341500		
				1697.5 MHz	1702.5 MHz	1707.5 MHz					1697.5 MHz	1702.5 MHz	1707.5 MHz		
5	π/2 BPSK	1	1	20.0	19.8	19.8	0	21.8	1	1	21.7	21.7	21.7	0	23.7
		1	23	19.9	19.8	19.8	0	21.8	1	23	21.7	21.7	21.7	0	23.7

This report shall not be reproduced without the written approval of UL Verification Services Inc.

NR Band 71 Measured Results (ANT1)

BW (MHz)	Modulation	RB Allocation	RB offset	Mode A Power (dBm)			MPR	Tune-up Limit	RB Allocation	RB offset	Mode B Power (dBm)			MPR	Tune-up Limit
				134600	136100	137600					134600	136100	137600		
				673 MHz	680.5 MHz	688 MHz					673 MHz	680.5 MHz	688 MHz		
20	π/2 BPSK	1	1		24.4		0	25.7	1	1		24.4		0	25.7
		1	104		24.3		0	25.7	1	104		24.3		0	25.7
		50	28		24.4		0	25.7	50	28		24.4		0	25.7
	QPSK	1	1		23.7		0	25.7	1	1		23.7		0	25.7
		1	104		23.7		0	25.7	1	104		23.7		0	25.7
		50	28		23.7		0	25.7	50	28		23.7		0	25.7
BW (MHz)	Modulation	RB Allocation	RB offset	Mode A Power (dBm)			MPR	Tune-up Limit	RB Allocation	RB offset	Mode B Power (dBm)			MPR	Tune-up Limit
				134100	136100	138100					134100	136100	138100		
				670.5 MHz	680.5 MHz	690.5 MHz					670.5 MHz	680.5 MHz	690.5 MHz		
15	π/2 BPSK	1	1		23.7		0	25.7	1	1		23.7		0	25.7
		1	77		23.7		0	25.7	1	77		23.7		0	25.7
BW (MHz)	Modulation	RB Allocation	RB offset	Mode A Power (dBm)			MPR	Tune-up Limit	RB Allocation	RB offset	Mode B Power (dBm)			MPR	Tune-up Limit
				133600	136100	138600					133600	136100	138600		
				668 MHz	680.5 MHz	693 MHz					668 MHz	680.5 MHz	693 MHz		
10	π/2 BPSK	1	1	23.7	23.7	23.7	0	25.7	1	1	23.7	23.7	23.7	0	25.7
		1	50	23.8	23.7	23.7	0	25.7	1	50	23.8	23.7	23.7	0	25.7
BW (MHz)	Modulation	RB Allocation	RB offset	Mode A Power (dBm)			MPR	Tune-up Limit	RB Allocation	RB offset	Mode B Power (dBm)			MPR	Tune-up Limit
				133100	136100	139100					133100	136100	139100		
				665.5 MHz	680.5 MHz	695.5 MHz					665.5 MHz	680.5 MHz	695.5 MHz		
5	π/2 BPSK	1	1	23.7	23.7	23.7	0	25.7	1	1	23.7	23.7	23.7	0	25.7
		1	23	23.7	23.7	23.7	0	25.7	1	23	23.7	23.7	23.7	0	25.7

NR Band 71 Measured Results (ANT2)

BW (MHz)	Modulation	RB Allocation	RB offset	Mode A Power (dBm)			MPR	Tune-up Limit	RB Allocation	RB offset	Mode B Power (dBm)			MPR	Tune-up Limit
				134600	136100	137600					134600	136100	137600		
				673 MHz	680.5 MHz	688 MHz					673 MHz	680.5 MHz	688 MHz		
20	π/2 BPSK	1	1		24.2		0	25.7	1	1		24.2		0	25.7
		1	104		24.1		0	25.7	1	104		24.1		0	25.7
		50	28		24.2		0	25.7	50	28		24.2		0	25.7
	QPSK	1	1		24.0		0	25.7	1	1		24.0		0	25.7
		1	104		24.5		0	25.7	1	104		24.5		0	25.7
		50	28		24.5		0	25.7	50	28		24.5		0	25.7
BW (MHz)	Modulation	RB Allocation	RB offset	Mode A Power (dBm)			MPR	Tune-up Limit	RB Allocation	RB offset	Mode B Power (dBm)			MPR	Tune-up Limit
				134100	136100	138100					134100	136100	138100		
				670.5 MHz	680.5 MHz	690.5 MHz					670.5 MHz	680.5 MHz	690.5 MHz		
15	π/2 BPSK	1	1		24.3		0	25.7	1	1		24.3		0	25.7
		1	77		24.4		0	25.7	1	77		24.4		0	25.7
BW (MHz)	Modulation	RB Allocation	RB offset	Mode A Power (dBm)			MPR	Tune-up Limit	RB Allocation	RB offset	Mode B Power (dBm)			MPR	Tune-up Limit
				133600	136100	138600					133600	136100	138600		
				668 MHz	680.5 MHz	693 MHz					668 MHz	680.5 MHz	693 MHz		
10	π/2 BPSK	1	1	24.2	24.4	24.6	0	25.7	1	1	24.2	24.4	24.6	0	25.7
		1	50	24.5	24.6	24.5	0	25.7	1	50	24.5	24.6	24.5	0	25.7
BW (MHz)	Modulation	RB Allocation	RB offset	Mode A Power (dBm)			MPR	Tune-up Limit	RB Allocation	RB offset	Mode B Power (dBm)			MPR	Tune-up Limit
				133100	136100	139100					133100	136100	139100		
				665.5 MHz	680.5 MHz	695.5 MHz					665.5 MHz	680.5 MHz	695.5 MHz		
5	π/2 BPSK	1	1	24.2	24.4	24.5	0	25.7	1	1	24.2	24.4	24.5	0	25.7
		1	23	24.4	24.4	24.6	0	25.7	1	23	24.4	24.4	24.6	0	25.7

This report shall not be reproduced without the written approval of UL Verification Services Inc.

NR Band 71 Measured Results (ANT3)

BW (MHz)	Modulation	RB Allocation	RB offset	Mode A Power (dBm)			MPR	Tune-up Limit	RB Allocation	RB offset	Mode B Power (dBm)			MPR	Tune-up Limit
				134600	136100	137600					134600	136100	137600		
				673 MHz	680.5 MHz	688 MHz					673 MHz	680.5 MHz	688 MHz		
20	π/2 BPSK	1	1		23.7		0	25.7	1	1		23.7		0	25.7
		1	104		23.7		0	25.7	1	104		23.7		0	25.7
		50	28		23.7		0	25.7	50	28		23.7		0	25.7
	QPSK	1	1		23.8		0	25.7	1	1		23.8		0	25.7
		1	104		24.0		0	25.7	1	104		24.0		0	25.7
		50	28		23.9		0	25.7	50	28		23.9		0	25.7
BW (MHz)	Modulation	RB Allocation	RB offset	Mode A Power (dBm)			MPR	Tune-up Limit	RB Allocation	RB offset	Mode B Power (dBm)			MPR	Tune-up Limit
				134100	136100	138100					134100	136100	138100		
				670.5 MHz	680.5 MHz	690.5 MHz					670.5 MHz	680.5 MHz	690.5 MHz		
15	π/2 BPSK	1	1		23.9		0	25.7	1	1		23.9		0	25.7
		1	77		23.8		0	25.7	1	77		23.8		0	25.7
BW (MHz)	Modulation	RB Allocation	RB offset	Mode A Power (dBm)			MPR	Tune-up Limit	RB Allocation	RB offset	Mode B Power (dBm)			MPR	Tune-up Limit
				133600	136100	138600					133600	136100	138600		
				668 MHz	680.5 MHz	693 MHz					668 MHz	680.5 MHz	693 MHz		
10	π/2 BPSK	1	1	23.8	23.9	23.9	0	25.7	1	1	23.8	23.9	23.9	0	25.7
		1	50	23.8	23.9	24.0	0	25.7	1	50	23.8	23.9	24.0	0	25.7
BW (MHz)	Modulation	RB Allocation	RB offset	Mode A Power (dBm)			MPR	Tune-up Limit	RB Allocation	RB offset	Mode B Power (dBm)			MPR	Tune-up Limit
				133100	136100	139100					133100	136100	139100		
				665.5 MHz	680.5 MHz	695.5 MHz					665.5 MHz	680.5 MHz	695.5 MHz		
5	π/2 BPSK	1	1	23.7	23.8	23.7	0	25.7	1	1	23.7	23.8	23.7	0	25.7
		1	23	23.9	23.8	23.8	0	25.7	1	23	23.9	23.8	23.8	0	25.7

This report shall not be reproduced without the written approval of UL Verification Services Inc.

NR Band 77 (Block A) Measured Results (ANT7)

BW (MHz)	Modulation	RB Allocation	RB offset	Mode A Power (dBm)			MPR	Tune-up Limit	RB Allocation	RB offset	Mode B Power (dBm)			MPR	Tune-up Limit
				633334	633334	633332					633334	633334	633332		
				3500.01 MHz	3500.01 MHz	3499.98 MHz					3500.01 MHz	3500.01 MHz	3499.98 MHz		
100	π/2 BPSK	1	1		24.0		0	26	1	1		17.7		0	19.4
		1	271		24.0		0	26	1	271		17.7		0	19.4
		135	69		24.0		0	26	135	69		17.7		0	19.4
	QPSK	1	1		24.0		0	26	1	1		17.5		0	19.4
		1	271		24.0		0	26	1	271		17.5		0	19.4
		135	69		24.0		0	26	135	69		17.5		0	19.4
BW (MHz)	Modulation	RB Allocation	RB offset	Mode A Power (dBm)			MPR	Tune-up Limit	RB Allocation	RB offset	Mode B Power (dBm)			MPR	Tune-up Limit
				633000	633334	633666					633000	633334	633666		
				3495 MHz	3500.01 MHz	3504.99 MHz					3495 MHz	3500.01 MHz	3504.99 MHz		
90	π/2 BPSK	1	1		24.0		0	26	1	1		17.4		0	19.4
		1	243		24.0		0	26	1	243		17.4		0	19.4
BW (MHz)	Modulation	RB Allocation	RB offset	Mode A Power (dBm)			MPR	Tune-up Limit	RB Allocation	RB offset	Mode B Power (dBm)			MPR	Tune-up Limit
				632668	633334	633998					632668	633334	633998		
				3490.02 MHz	3500.01 MHz	3509.97 MHz					3490.02 MHz	3500.01 MHz	3509.97 MHz		
80	π/2 BPSK	1	1		24.0		0	26	1	1		17.4		0	19.4
		1	215		24.1		0	26	1	215		17.4		0	19.4
BW (MHz)	Modulation	RB Allocation	RB offset	Mode A Power (dBm)			MPR	Tune-up Limit	RB Allocation	RB offset	Mode B Power (dBm)			MPR	Tune-up Limit
				632334	633334	634332					632334	633334	634332		
				3485.01 MHz	3500.01 MHz	3514.98 MHz					3485.01 MHz	3500.01 MHz	3514.98 MHz		
70	π/2 BPSK	1	1		24.0		0	26	1	1		17.4		0	19.4
		1	187		24.0		0	26	1	187		17.4		0	19.4
BW (MHz)	Modulation	RB Allocation	RB offset	Mode A Power (dBm)			MPR	Tune-up Limit	RB Allocation	RB offset	Mode B Power (dBm)			MPR	Tune-up Limit
				632000	633334	634666					632000	633334	634666		
				3480 MHz	3500.01 MHz	3519.99 MHz					3480 MHz	3500.01 MHz	3519.99 MHz		
60	π/2 BPSK	1	1		24.0		0	26	1	1		17.4		0	19.4
		1	160		24.1		0	26	1	160		17.4		0	19.4
BW (MHz)	Modulation	RB Allocation	RB offset	Mode A Power (dBm)			MPR	Tune-up Limit	RB Allocation	RB offset	Mode B Power (dBm)			MPR	Tune-up Limit
				631668	633334	634998					631668	633334	634998		
				3475.02 MHz	3500.01 MHz	3524.97 MHz					3475.02 MHz	3500.01 MHz	3524.97 MHz		
50	π/2 BPSK	1	1		24.0		0	26	1	1		17.8		0	19.4
		1	131		24.1		0	26	1	131		17.8		0	19.4
BW (MHz)	Modulation	RB Allocation	RB offset	Mode A Power (dBm)			MPR	Tune-up Limit	RB Allocation	RB offset	Mode B Power (dBm)			MPR	Tune-up Limit
				631334	633334	635332					631334	633334	635332		
				3470.01 MHz	3500.01 MHz	3529.98 MHz					3470.01 MHz	3500.01 MHz	3529.98 MHz		
40	π/2 BPSK	1	1		24.1		0	26	1	1		17.7		0	19.4
		1	104		24.1		0	26	1	104		17.8		0	19.4
BW (MHz)	Modulation	RB Allocation	RB offset	Mode A Power (dBm)			MPR	Tune-up Limit	RB Allocation	RB offset	Mode B Power (dBm)			MPR	Tune-up Limit
				631000	633334	635666					631000	633334	635666		
				3465 MHz	3500.01 MHz	3534.99 MHz					3465 MHz	3500.01 MHz	3534.99 MHz		
30	π/2 BPSK	1	1	24.1	24.0	24.0	0	26	1	1	17.6	17.7	17.7	0	19.4
		1	76	24.0	24.1	24.0	0	26	1	76	17.8	17.7	17.7	0	19.4
BW (MHz)	Modulation	RB Allocation	RB offset	Mode A Power (dBm)			MPR	Tune-up Limit	RB Allocation	RB offset	Mode B Power (dBm)			MPR	Tune-up Limit
				630668	633334	635998					630668	633334	635998		
				3460.02 MHz	3500.01 MHz	3539.97 MHz					3460.02 MHz	3500.01 MHz	3539.97 MHz		
20	π/2 BPSK	1	1	24.0	24.0	24.0	0	26	1	1	17.6	17.6	17.5	0	19.4
		1	49	24.0	24.0	24.0	0	26	1	49	17.6	17.6	17.5	0	19.4
BW (MHz)	Modulation	RB Allocation	RB offset	Mode A Power (dBm)			MPR	Tune-up Limit	RB Allocation	RB offset	Mode B Power (dBm)			MPR	Tune-up Limit
				630500	633334	636166					630500	633334	636166		
				3457.5 MHz	3500.01 MHz	3542.49 MHz					3457.5 MHz	3500.01 MHz	3542.49 MHz		
15	π/2 BPSK	1	1	24.0	24.0	24.0	0	26	1	1	17.6	17.7	17.6	0	19.4
		1	36	24.0	24.0	24.0	0	26	1	36	17.6	17.7	17.6	0	19.4
BW (MHz)	Modulation	RB Allocation	RB offset	Mode A Power (dBm)			MPR	Tune-up Limit	RB Allocation	RB offset	Mode B Power (dBm)			MPR	Tune-up Limit
				630334	633334	636332					630334	633334	636332		
				3455.01 MHz	3500.01 MHz	3544.98 MHz					3455.01 MHz	3500.01 MHz	3544.98 MHz		
10	π/2 BPSK	1	1	24.0	24.1	24.0	0	26	1	1	17.8	17.7	17.6	0	19.4
		1	22	24.0	24.0	24.0	0	26	1	22	17.7	17.7	17.7	0	19.4

This report shall not be reproduced without the written approval of UL Verification Services Inc.

NR Band 77 (Block C) Measured Results (ANT7)

BW (MHz)	Modulation	RB Allocation	RB offset	Mode A Power (dBm)						MPR	Tune-up Limit	RB Allocation	RB offset	Mode B Power (dBm)						MPR	Tune-up Limit
				650002	652402	654802	657200	659600	661998					650002	652402	654802	657200	659600	661998		
				3750.03 MHz	3786.03 MHz	3822.03 MHz	3858 MHz	3894 MHz	3929.97 MHz					3750.03 MHz	3786.03 MHz	3822.03 MHz	3858 MHz	3894 MHz	3929.97 MHz		
100	π/2 BPSK	1	1				24.0			0	26	1	1				21.5			0	23.4
		1	271				24.0			0	26	1	271				21.5			0	23.4
		135	69				24.0			0	26	135	69				21.5			0	23.4
	QPSK	1	1				24.0			0	26	1	1				21.7			0	23.4
		1	271				24.0			0	26	1	271				21.7			0	23.4
		135	69				24.0			0	26	135	69				21.6			0	23.4

BW (MHz)	Modulation	RB Allocation	RB offset	Mode A Power (dBm)						MPR	Tune-up Limit	RB Allocation	RB offset	Mode B Power (dBm)						MPR	Tune-up Limit
				649668	652202	654734	657268	659800	662332					649668	652202	654734	657268	659800	662332		
				3745.02 MHz	3783.03 MHz	3821.01 MHz	3859.02 MHz	3897 MHz	3934.98 MHz					3745.02 MHz	3783.03 MHz	3821.01 MHz	3859.02 MHz	3897 MHz	3934.98 MHz		
90	π/2 BPSK	1	1				24.0			0	26	1	1				21.6			0	23.4
		1	243				24.0			0	26	1	243				21.6			0	23.4

BW (MHz)	Modulation	RB Allocation	RB offset	Mode A Power (dBm)						MPR	Tune-up Limit	RB Allocation	RB offset	Mode B Power (dBm)						MPR	Tune-up Limit
				649336	652002	654668	657334	660000	662664					649336	652002	654668	657334	660000	662664		
				3740.04 MHz	3780.03 MHz	3820.02 MHz	3860.01 MHz	3900 MHz	3939.96 MHz					3740.04 MHz	3780.03 MHz	3820.02 MHz	3860.01 MHz	3900 MHz	3939.96 MHz		
80	π/2 BPSK	1	1				24.0			0	26	1	1				21.5			0	23.4
		1	215				24.0			0	26	1	215				21.6			0	23.4

BW (MHz)	Modulation	RB Allocation	RB offset	Mode A Power (dBm)						MPR	Tune-up Limit	RB Allocation	RB offset	Mode B Power (dBm)						MPR	Tune-up Limit
				649002	651802	654602	657400	660200	662998					649002	651802	654602	657400	660200	662998		
				3735.03 MHz	3777.03 MHz	3819.03 MHz	3861 MHz	3903 MHz	3944.97 MHz					3735.03 MHz	3777.03 MHz	3819.03 MHz	3861 MHz	3903 MHz	3944.97 MHz		
70	π/2 BPSK	1	1				24.0			0	26	1	1				21.5			0	23.4
		1	187				24.0			0	26	1	187				21.4			0	23.4

BW (MHz)	Modulation	RB Allocation	RB offset	Mode A Power (dBm)						MPR	Tune-up Limit	RB Allocation	RB offset	Mode B Power (dBm)						MPR	Tune-up Limit
				648668	651602	654534	657468	660400	663332					648668	651602	654534	657468	660400	663332		
				3730.02 MHz	3774.03 MHz	3818.01 MHz	3862.02 MHz	3906 MHz	3949.98 MHz					3730.02 MHz	3774.03 MHz	3818.01 MHz	3862.02 MHz	3906 MHz	3949.98 MHz		
60	π/2 BPSK	1	1				24.0			0	26	1	1				21.4			0	23.4
		1	160				24.0			0	26	1	160				21.4			0	23.4

BW (MHz)	Modulation	RB Allocation	RB offset	Mode A Power (dBm)						MPR	Tune-up Limit	RB Allocation	RB offset	Mode B Power (dBm)						MPR	Tune-up Limit
				648336	651402	654468	657534	660600	663664					648336	651402	654468	657534	660600	663664		
				3725.04 MHz	3771.03 MHz	3817.02 MHz	3863.01 MHz	3909 MHz	3954.96 MHz					3725.04 MHz	3771.03 MHz	3817.02 MHz	3863.01 MHz	3909 MHz	3954.96 MHz		
50	π/2 BPSK	1	1				24.0			0	26	1	1				21.5			0	23.4
		1	131				24.0			0	26	1	131				21.5			0	23.4

BW (MHz)	Modulation	RB Allocation	RB offset	Mode A Power (dBm)						MPR	Tune-up Limit	RB Allocation	RB offset	Mode B Power (dBm)						MPR	Tune-up Limit
				648002	651202	654402	657600	660800	663998					648002	651202	654402	657600	660800	663998		
				3720.03 MHz	3768.03 MHz	3816.03 MHz	3864 MHz	3912 MHz	3959.97 MHz					3720.03 MHz	3768.03 MHz	3816.03 MHz	3864 MHz	3912 MHz	3959.97 MHz		
40	π/2 BPSK	1	1	24.3	24.3	24.2	24.0	24.3	24.3	0	26	1	1	21.6	21.6	21.6	21.6	21.7	21.5	0	23.4
		1	104	24.3	24.3	24.2	24.0	24.3	24.3	0	26	1	104	21.7	21.6	21.6	21.7	21.6	21.5	0	23.4

BW (MHz)	Modulation	RB Allocation	RB offset	Mode A Power (dBm)						MPR	Tune-up Limit	RB Allocation	RB offset	Mode B Power (dBm)						MPR	Tune-up Limit
				647668	651002	654334	657668	661000	664332					647668	651002	654334	657668	661000	664332		
				3715.02 MHz	3765.03 MHz	3815.01 MHz	3865.02 MHz	3915 MHz	3964.98 MHz					3715.02 MHz	3765.03 MHz	3815.01 MHz	3865.02 MHz	3915 MHz	3964.98 MHz		
30	π/2 BPSK	1	1	24.3	24.3	24.1	24.0	24.3	24.4	0	26	1	1	21.6	21.6	21.6	21.7	21.7	21.7	0	23.4
		1	76	24.3	24.3	24.1	24.1	24.4	24.5	0	26	1	76	21.6	21.6	21.6	21.6	21.7	21.7	0	23.4

BW (MHz)	Modulation	RB Allocation	RB offset	Mode A Power (dBm)						MPR	Tune-up Limit	RB Allocation	RB offset	Mode B Power (dBm)						MPR	Tune-up Limit
				647336	650802	654268	657734	661200	664664					647336	650802	654268	657734	661200	664664		
				3710.04 MHz	3762.03 MHz	3814.02 MHz	3866.01 MHz	3918 MHz	3969.96 MHz					3710.04 MHz	3762.03 MHz	3814.02 MHz	3866.01 MHz	3918 MHz	3969.96 MHz		
20	π/2 BPSK	1	1	24.2	24.2	24.1	24.0	24.3	24.5	0	26	1	1	21.6	21.5	21.6	21.6	21.6	21.7	0	23.4
		1	49	24.2	24.2	24.1	24.0	24.2	24.3	0	26	1	49	21.5	21.6	21.6	21.6	21.7	21.7	0	23.4

BW (MHz)	Modulation	RB Allocation	RB offset	Mode A Power (dBm)						MPR	Tune-up Limit	RB Allocation	RB offset	Mode B Power (dBm)						MPR	Tune-up Limit
				647168	650702	654234	657768	661300	664832					647168	650702	654234	657768	661300	664832		
				3707.52 MHz	3760.53 MHz	3813.51 MHz	3866.52 MHz	3919.5 MHz	3972.48 MHz					3707.52 MHz	3760.53 MHz	3813.51 MHz	3866.52 MHz	3919.5 MHz	3972.48 MHz		
15	π/2 BPSK	1	1	24.2	24.2	24.1	24.0	24.2	24.4	0	26	1	1	21.5	21.6	21.6	21.6	21.7	21.7	0	23.4
		1	36	24.2	24.2	24.0	24.0	24.2	24.4	0	26	1	36	21.6	21.6	21.6	21.6	21.7	21.7	0	23.4

BW (MHz)	Modulation	RB Allocation	RB offset	Mode A Power (dBm)						MPR	Tune-up Limit	RB Allocation	RB offset	Mode B Power (dBm)						MPR	Tune-up Limit
				647002	650602	654202	657800	661400	664998					647002	650602	654202	657800	661400	664998		
				3705.03 MHz	3759.03 MHz	3813.03 MHz	3867 MHz	3921 MHz	3974.97 MHz					3705.03 MHz	3759.03 MHz	3813.03 MHz	3867 MHz	3921 MHz	3974.97 MHz		
10	π/2 BPSK	1	1	24.0	24.1	24.0	24.0	24.0	24.2	0	26	1	1	21.4	21.5	21.4	21.4	21.4	21.6	0	23.4
		1	22	24.0	24.0	24.0	24.0	24.0	24.1	0	26	1	22	21.4	21.5	21.5	21.5	21.4	21.5	0	23.4

This report shall not be reproduced without the written approval of UL Verification Services Inc.

NR Band 77 (Block A) Measured Results (ANT8)

BW (MHz)	Modulation	RB Allocation	RB offset	Mode A Power (dBm)			MPR	Tune-up Limit	RB Allocation	RB offset	Mode B Power (dBm)			MPR	Tune-up Limit
				633334	633334	633332					633334	633334	633332		
				3500.01 MHz	3500.01 MHz	3499.98 MHz					3500.01 MHz	3500.01 MHz	3499.98 MHz		
100	π/2 BPSK	1	1		17.4		0	19.4	1	1		20.8		0	22.5
		1	271		17.4		0	19.4	1	271		20.8		0	22.5
		135	69		17.4		0	19.4	135	69		20.9		0	22.5
	QPSK	1	1		17.4		0	19.4	1	1		20.8		0	22.5
		1	271		17.4		0	19.4	1	271		20.8		0	22.5
		135	69		17.4		0	19.4	135	69		20.8		0	22.5
BW (MHz)	Modulation	RB Allocation	RB offset	Mode A Power (dBm)			MPR	Tune-up Limit	RB Allocation	RB offset	Mode B Power (dBm)			MPR	Tune-up Limit
				633000	633334	633666					633000	633334	633666		
				3495 MHz	3500.01 MHz	3504.99 MHz					3495 MHz	3500.01 MHz	3504.99 MHz		
90	π/2 BPSK	1	1		17.4		0	19.4	1	1		20.5		0	22.5
		1	243		17.4		0	19.4	1	243		20.5		0	22.5
BW (MHz)	Modulation	RB Allocation	RB offset	Mode A Power (dBm)			MPR	Tune-up Limit	RB Allocation	RB offset	Mode B Power (dBm)			MPR	Tune-up Limit
				632668	633334	633998					632668	633334	633998		
				3490.02 MHz	3500.01 MHz	3509.97 MHz					3490.02 MHz	3500.01 MHz	3509.97 MHz		
80	π/2 BPSK	1	1		17.4		0	19.4	1	1		20.5		0	22.5
		1	215		17.4		0	19.4	1	215		20.5		0	22.5
BW (MHz)	Modulation	RB Allocation	RB offset	Mode A Power (dBm)			MPR	Tune-up Limit	RB Allocation	RB offset	Mode B Power (dBm)			MPR	Tune-up Limit
				632334	633334	634332					632334	633334	634332		
				3485.01 MHz	3500.01 MHz	3514.98 MHz					3485.01 MHz	3500.01 MHz	3514.98 MHz		
70	π/2 BPSK	1	1		17.4		0	19.4	1	1		20.5		0	22.5
		1	187		17.4		0	19.4	1	187		20.5		0	22.5
BW (MHz)	Modulation	RB Allocation	RB offset	Mode A Power (dBm)			MPR	Tune-up Limit	RB Allocation	RB offset	20.4			MPR	Tune-up Limit
				632000	633334	634666					632000	633334	634666		
				3480 MHz	3500.01 MHz	3519.99 MHz					3480 MHz	3500.01 MHz	3519.99 MHz		
60	π/2 BPSK	1	1		17.4		0	19.4	1	1		20.5		0	22.5
		1	160		17.4		0	19.4	1	160		20.5		0	22.5
BW (MHz)	Modulation	RB Allocation	RB offset	Mode A Power (dBm)			MPR	Tune-up Limit	RB Allocation	RB offset	Mode B Power (dBm)			MPR	Tune-up Limit
				631668	633334	634998					631668	633334	634998		
				3475.02 MHz	3500.01 MHz	3524.97 MHz					3475.02 MHz	3500.01 MHz	3524.97 MHz		
50	π/2 BPSK	1	1		17.5		0	19.4	1	1		20.5		0	22.5
		1	131		17.5		0	19.4	1	131		20.5		0	22.5
BW (MHz)	Modulation	RB Allocation	RB offset	Mode A Power (dBm)			MPR	Tune-up Limit	RB Allocation	RB offset	Mode B Power (dBm)			MPR	Tune-up Limit
				631334	633334	635332					631334	633334	635332		
				3470.01 MHz	3500.01 MHz	3529.98 MHz					3470.01 MHz	3500.01 MHz	3529.98 MHz		
40	π/2 BPSK	1	1		17.6		0	19.4	1	1		20.5		0	22.5
		1	104		17.6		0	19.4	1	104		20.5		0	22.5
BW (MHz)	Modulation	RB Allocation	RB offset	Mode A Power (dBm)			MPR	Tune-up Limit	RB Allocation	RB offset	Mode B Power (dBm)			MPR	Tune-up Limit
				631000	633334	635666					631000	633334	635666		
				3465 MHz	3500.01 MHz	3534.99 MHz					3465 MHz	3500.01 MHz	3534.99 MHz		
30	π/2 BPSK	1	1	17.8	17.5	17.4	0	19.4	1	1	20.5	20.6	20.5	0	22.5
		1	76	17.8	17.4	17.4	0	19.4	1	76	20.5	20.5	20.5	0	22.5
BW (MHz)	Modulation	RB Allocation	RB offset	Mode A Power (dBm)			MPR	Tune-up Limit	RB Allocation	RB offset	Mode B Power (dBm)			MPR	Tune-up Limit
				630668	633334	635998					630668	633334	635998		
				3460.02 MHz	3500.01 MHz	3539.97 MHz					3460.02 MHz	3500.01 MHz	3539.97 MHz		
20	π/2 BPSK	1	1	17.5	17.4	17.4	0	19.4	1	1	20.5	20.5	20.5	0	22.5
		1	49	17.5	17.4	17.4	0	19.4	1	49	20.5	20.5	20.5	0	22.5
BW (MHz)	Modulation	RB Allocation	RB offset	Mode A Power (dBm)			MPR	Tune-up Limit	RB Allocation	RB offset	Mode B Power (dBm)			MPR	Tune-up Limit
				630500	633334	636166					630500	633334	636166		
				3457.5 MHz	3500.01 MHz	3542.49 MHz					3457.5 MHz	3500.01 MHz	3542.49 MHz		
15	π/2 BPSK	1	1	17.6	17.4	17.4	0	19.4	1	1	20.5	20.5	20.5	0	22.5
		1	36	17.6	17.5	17.4	0	19.4	1	36	20.5	20.5	20.5	0	22.5
BW (MHz)	Modulation	RB Allocation	RB offset	Mode A Power (dBm)			MPR	Tune-up Limit	RB Allocation	RB offset	Mode B Power (dBm)			MPR	Tune-up Limit
				630334	633334	636332					630334	633334	636332		
				3455.01 MHz	3500.01 MHz	3544.98 MHz					3455.01 MHz	3500.01 MHz	3544.98 MHz		
10	π/2 BPSK	1	1	17.4	17.4	17.4	0	19.4	1	1	20.5	20.5	20.5	0	22.5
		1	22	17.4	17.4	17.4	0	19.4	1	22	20.5	20.5	20.5	0	22.5

This report shall not be reproduced without the written approval of UL Verification Services Inc.

NR Band 77 (Block C) Measured Results (ANT8)

BW (MHz)	Modulation	RB Allocation	RB offset	Mode A Power (dBm)						MPR	Tune-up Limit	RB Allocation	RB offset	Mode B Power (dBm)						MPR	Tune-up Limit
				650002	652402	654802	657200	659600	661998					650002	652402	654802	657200	659600	661998		
				3750.03 MHz	3786.03 MHz	3822.03 MHz	3858 MHz	3894 MHz	3929.97 MHz					3750.03 MHz	3786.03 MHz	3822.03 MHz	3858 MHz	3894 MHz	3929.97 MHz		
100	π/2 BPSK	1	1				18.3			0	20.2	1	1				19.1			0	20
		1	271				18.3			0	20.2	1	271				19.1			0	20
		135	69				18.3			0	20.2	135	69				19.1			0	20
	QPSK	1	1				18.2			0	20.2	1	1				19.1			0	20
		1	271				18.2			0	20.2	1	271				19.0			0	20
		135	69				18.2			0	20.2	135	69				19.0			0	20

BW (MHz)	Modulation	RB Allocation	RB offset	Mode A Power (dBm)						MPR	Tune-up Limit	RB Allocation	RB offset	Mode B Power (dBm)						MPR	Tune-up Limit
				649668	652202	654734	657268	659800	662332					649668	652202	654734	657268	659800	662332		
				3745.02 MHz	3783.03 MHz	3821.01 MHz	3859.02 MHz	3897 MHz	3934.98 MHz					3745.02 MHz	3783.03 MHz	3821.01 MHz	3859.02 MHz	3897 MHz	3934.98 MHz		
90	π/2 BPSK	1	1				18.2			0	20.2	1	1				18.9			0	20
		1	243				18.2			0	20.2	1	243				18.9			0	20

BW (MHz)	Modulation	RB Allocation	RB offset	Mode A Power (dBm)						MPR	Tune-up Limit	RB Allocation	RB offset	Mode B Power (dBm)						MPR	Tune-up Limit
				649336	652002	654668	657334	660000	662664					649336	652002	654668	657334	660000	662664		
				3740.04 MHz	3780.03 MHz	3820.02 MHz	3860.01 MHz	3900 MHz	3939.96 MHz					3740.04 MHz	3780.03 MHz	3820.02 MHz	3860.01 MHz	3900 MHz	3939.96 MHz		
80	π/2 BPSK	1	1				18.2			0	20.2	1	1				18.8			0	20
		1	215				18.2			0	20.2	1	215				18.8			0	20

BW (MHz)	Modulation	RB Allocation	RB offset	Mode A Power (dBm)						MPR	Tune-up Limit	RB Allocation	RB offset	Mode B Power (dBm)						MPR	Tune-up Limit
				649002	651802	654602	657400	660200	662998					649002	651802	654602	657400	660200	662998		
					3777.03 MHz	3819.03 MHz	3861 MHz	3903 MHz	3944.97 MHz						3777.03 MHz	3819.03 MHz	3861 MHz	3903 MHz	3944.97 MHz		
70	π/2 BPSK	1	1				18.2			0	20.2	1	1				18.8			0	20
		1	187				18.2			0	20.2	1	187				18.8			0	20

BW (MHz)	Modulation	RB Allocation	RB offset	Mode A Power (dBm)						MPR	Tune-up Limit	RB Allocation	RB offset	Mode B Power (dBm)						MPR	Tune-up Limit
				648668	651602	654534	657468	660400	663332					648668	651602	654534	657468	660400	663332		
				3730.02 MHz	3774.03 MHz	3818.01 MHz	3862.02 MHz	3906 MHz	3949.98 MHz					3730.02 MHz	3774.03 MHz	3818.01 MHz	3862.02 MHz	3906 MHz	3949.98 MHz		
60	π/2 BPSK	1	1				18.2			0	20.2	1	1				18.8			0	20
		1	160				18.2			0	20.2	1	160				18.7			0	20

BW (MHz)	Modulation	RB Allocation	RB offset	Mode A Power (dBm)						MPR	Tune-up Limit	RB Allocation	RB offset	Mode B Power (dBm)						MPR	Tune-up Limit
				648336	651402	654468	657534	660600	663664					648336	651402	654468	657534	660600	663664		
				3725.04 MHz	3771.03 MHz	3817.02 MHz	3863.01 MHz	3909 MHz	3954.96 MHz					3725.04 MHz	3771.03 MHz	3817.02 MHz	3863.01 MHz	3909 MHz	3954.96 MHz		
50	π/2 BPSK	1	1				18.2			0	20.2	1	1				18.8			0	20
		1	131				18.2			0	20.2	1	131				18.8			0	20

BW (MHz)	Modulation	RB Allocation	RB offset	Mode A Power (dBm)						MPR	Tune-up Limit	RB Allocation	RB offset	Mode B Power (dBm)						MPR	Tune-up Limit
				648002	651202	654402	657600	660800	663998					648002	651202	654402	657600	660800	663998		
				3720.03 MHz	3768.03 MHz	3816.03 MHz	3864 MHz	3912 MHz	3959.97 MHz					3720.03 MHz	3768.03 MHz	3816.03 MHz	3864 MHz	3912 MHz	3959.97 MHz		
40	π/2 BPSK	1	1	18.4	18.3	18.4	18.3	18.3	18.4	0	20.2	1	1	19.2	19.1	19.1	19.1	19.1	19.1	0	20
		1	104	18.4	18.3	18.3	18.2	18.3	18.4	0	20.2	1	104	19.2	19.1	19.1	19.0	19.1	19.1	0	20

BW (MHz)	Modulation	RB Allocation	RB offset	Mode A Power (dBm)						MPR	Tune-up Limit	RB Allocation	RB offset	Mode B Power (dBm)						MPR	Tune-up Limit
				647668	651002	654334	657668	661000	664332					647668	651002	654334	657668	661000	664332		
				3715.02 MHz	3765.03 MHz	3815.01 MHz	3865.02 MHz	3915 MHz	3964.98 MHz					3715.02 MHz	3765.03 MHz	3815.01 MHz	3865.02 MHz	3915 MHz	3964.98 MHz		
30	π/2 BPSK	1	1	18.4	18.4	18.3	18.3	18.3	18.3	0	20.2	1	1	19.2	19.1	19.1	19.1	19.2	19.1	0	20
		1	76	18.4	18.3	18.3	18.2	18.2	18.3	0	20.2	1	76	19.2	19.1	19.1	19.0	19.1	19.1	0	20

BW (MHz)	Modulation	RB Allocation	RB offset	Mode A Power (dBm)						MPR	Tune-up Limit	RB Allocation	RB offset	Mode B Power (dBm)						MPR	Tune-up Limit
				647336	650802	654268	657734	661200	664664					647336	650802	654268	657734	661200	664664		
				3710.04 MHz	3762.03 MHz	3814.02 MHz	3866.01 MHz	3918 MHz	3969.96 MHz					3710.04 MHz	3762.03 MHz	3814.02 MHz	3866.01 MHz	3918 MHz	3969.96 MHz		
20	π/2 BPSK	1	1	18.4	18.4	18.3	18.3	18.4	18.4	0	20.2	1	1	19.2	19.1	19.2	19.1	19.1	19.1	0	20
		1	49	18.3	18.3	18.3	18.2	18.4	18.4	0	20.2	1	49	19.2	19.1	19.2	19.1	19.1	19.0	0	20

BW (MHz)	Modulation	RB Allocation	RB offset	Mode A Power (dBm)						MPR	Tune-up Limit	RB Allocation	RB offset	Mode B Power (dBm)						MPR	Tune-up Limit
				647168	650702	654234	657768	661300	664832					647168	650702	654234	657768	661300	664832		
				3707.52 MHz	3760.53 MHz	3813.51 MHz	3866.52 MHz	3919.5 MHz	3972.48 MHz					3707.52 MHz	3760.53 MHz	3813.51 MHz	3866.52 MHz	3919.5 MHz	3972.48 MHz		
15	π/2 BPSK	1	1	18.4	18.3	18.3	18.3	18.3	18.3	0	20.2	1	1	19.3	19.2	19.1	19.1	19.1	19.2	0	20
		1	36	18.4	18.3	18.2	18.3	18.2	18.3	0	20.2	1	36	19.2	19.2	19.0	19.1	19.1	19.1	0	20

BW (MHz)	Modulation	RB Allocation	RB offset	Mode A Power (dBm)						MPR	Tune-up Limit	RB Allocation	RB offset	Mode B Power (dBm)						MPR	Tune-up Limit
				647002	650602	654202	657800	661400	664998					647002	650602	654202	657800	661400	664998		
				3705.03 MHz	3759.03 MHz	3813.03 MHz	3867 MHz	3921 MHz	3974.97 MHz					3705.03 MHz	3759.03 MHz	3813.03 MHz	3867 MHz	3921 MHz	3974.97 MHz		
10	π/2 BPSK	1	1	18.3	18.2	18.3	18.2	18.2	18.2	0	20.2	1	1	19.2	19.0	19.1	19.0	19.1	19.0	0	20
		1	22	18.3	18.2	18.3	18.2	18.2	18.3	0	20.2	1	22	19.2	19.0	19.1	19.0	19.0	19.1	0	20

This report shall not be reproduced without the written approval of UL Verification Services Inc.

NR Band 77 (Block A) Measured Results (ANT9)

BW (MHz)	Modulation	RB Allocation	RB offset	Mode A Power (dBm)			MPR	Tune-up Limit	RB Allocation	RB offset	Mode B Power (dBm)			MPR	Tune-up Limit
				633334	633334	633332					633334	633334	633332		
				3500.01 MHz	3500.01 MHz	3499.98 MHz					3500.01 MHz	3500.01 MHz	3499.98 MHz		
100	π/2 BPSK	1	1		24.0		0	26	1	1		20.9		0	22.9
		1	271		24.0		0	26	1	271		20.9		0	22.9
		135	69		24.0		0	26	135	69		20.9		0	22.9
	QPSK	1	1		24.0		0	26	1	1		20.9		0	22.9
		1	271		24.0		0	26	1	271		20.9		0	22.9
		135	69		24.0		0	26	135	69		20.9		0	22.9
BW (MHz)	Modulation	RB Allocation	RB offset	Mode A Power (dBm)			MPR	Tune-up Limit	RB Allocation	RB offset	Mode B Power (dBm)			MPR	Tune-up Limit
				633000	633334	633666					633000	633334	633666		
				3495 MHz	3500.01 MHz	3504.99 MHz					3495 MHz	3500.01 MHz	3504.99 MHz		
90	π/2 BPSK	1	1		24.0		0	26	1	1		20.9		0	22.9
		1	243		24.0		0	26	1	243		20.9		0	22.9
BW (MHz)	Modulation	RB Allocation	RB offset	Mode A Power (dBm)			MPR	Tune-up Limit	RB Allocation	RB offset	Mode B Power (dBm)			MPR	Tune-up Limit
				632668	633334	633998					632668	633334	633998		
				3490.02 MHz	3500.01 MHz	3509.97 MHz					3490.02 MHz	3500.01 MHz	3509.97 MHz		
80	π/2 BPSK	1	1		24.0		0	26	1	1		20.9		0	22.9
		1	215		24.0		0	26	1	215		20.9		0	22.9
BW (MHz)	Modulation	RB Allocation	RB offset	Mode A Power (dBm)			MPR	Tune-up Limit	RB Allocation	RB offset	Mode B Power (dBm)			MPR	Tune-up Limit
				632334	633334	634332					632334	633334	634332		
				3485.01 MHz	3500.01 MHz	3514.98 MHz					3485.01 MHz	3500.01 MHz	3514.98 MHz		
70	π/2 BPSK	1	1		24.0		0	26	1	1		20.9		0	22.9
		1	187		24.0		0	26	1	187		20.9		0	22.9
BW (MHz)	Modulation	RB Allocation	RB offset	Mode A Power (dBm)			MPR	Tune-up Limit	RB Allocation	RB offset	Mode B Power (dBm)			MPR	Tune-up Limit
				632000	633334	634666					632000	633334	634666		
				3480 MHz	3500.01 MHz	3519.99 MHz					3480 MHz	3500.01 MHz	3519.99 MHz		
60	π/2 BPSK	1	1		24.0		0	26	1	1		20.9		0	22.9
		1	160		24.0		0	26	1	160		20.9		0	22.9
BW (MHz)	Modulation	RB Allocation	RB offset	Mode A Power (dBm)			MPR	Tune-up Limit	RB Allocation	RB offset	Mode B Power (dBm)			MPR	Tune-up Limit
				631668	633334	634998					631668	633334	634998		
				3475.02 MHz	3500.01 MHz	3524.97 MHz					3475.02 MHz	3500.01 MHz	3524.97 MHz		
50	π/2 BPSK	1	1		24.0		0	26	1	1		20.9		0	22.9
		1	131		24.0		0	26	1	131		20.9		0	22.9
BW (MHz)	Modulation	RB Allocation	RB offset	Mode A Power (dBm)			MPR	Tune-up Limit	RB Allocation	RB offset	Mode B Power (dBm)			MPR	Tune-up Limit
				631334	633334	635332					631334	633334	635332		
				3470.01 MHz	3500.01 MHz	3529.98 MHz					3470.01 MHz	3500.01 MHz	3529.98 MHz		
40	π/2 BPSK	1	1		24.0		0	26	1	1		20.9		0	22.9
		1	104		24.0		0	26	1	104		20.9		0	22.9
BW (MHz)	Modulation	RB Allocation	RB offset	Mode A Power (dBm)			MPR	Tune-up Limit	RB Allocation	RB offset	Mode B Power (dBm)			MPR	Tune-up Limit
				631000	633334	635666					631000	633334	635666		
				3465 MHz	3500.01 MHz	3534.99 MHz					3465 MHz	3500.01 MHz	3534.99 MHz		
30	π/2 BPSK	1	1	24.0	24.0	24.0	0	26	1	1	20.9	20.9	20.9	0	22.9
		1	76	24.0	24.0	24.0	0	26	1	76	20.9	20.9	20.9	0	22.9
BW (MHz)	Modulation	RB Allocation	RB offset	Mode A Power (dBm)			MPR	Tune-up Limit	RB Allocation	RB offset	Mode B Power (dBm)			MPR	Tune-up Limit
				630668	633334	635998					630668	633334	635998		
				3460.02 MHz	3500.01 MHz	3539.97 MHz					3460.02 MHz	3500.01 MHz	3539.97 MHz		
20	π/2 BPSK	1	1	24.0	24.0	24.0	0	26	1	1	20.9	20.9	20.9	0	22.9
		1	49	24.0	24.0	24.0	0	26	1	49	20.9	20.9	20.9	0	22.9
BW (MHz)	Modulation	RB Allocation	RB offset	Mode A Power (dBm)			MPR	Tune-up Limit	RB Allocation	RB offset	Mode B Power (dBm)			MPR	Tune-up Limit
				630500	633334	636166					630500	633334	636166		
				3457.5 MHz	3500.01 MHz	3542.49 MHz					3457.5 MHz	3500.01 MHz	3542.49 MHz		
15	π/2 BPSK	1	1	24.0	24.0	24.0	0	26	1	1	20.9	20.9	20.9	0	22.9
		1	36	24.0	24.0	24.0	0	26	1	36	20.9	20.9	20.9	0	22.9
BW (MHz)	Modulation	RB Allocation	RB offset	Mode A Power (dBm)			MPR	Tune-up Limit	RB Allocation	RB offset	Mode B Power (dBm)			MPR	Tune-up Limit
				630334	633334	636332					630334	633334	636332		
				3455.01 MHz	3500.01 MHz	3544.98 MHz					3455.01 MHz	3500.01 MHz	3544.98 MHz		
10	π/2 BPSK	1	1	24.0	24.2	24.2	0	26	1	1	20.9	20.9	20.9	0	22.9
		1	22	24.0	24.1	24.1	0	26	1	22	20.9	20.9	20.9	0	22.9

This report shall not be reproduced without the written approval of UL Verification Services Inc.

NR Band 77 (Block C) Measured Results (ANT9)

BW (MHz)	Modulation	RB Allocation	RB offset	Mode A Power (dBm)						MPR	Tune-up Limit	RB Allocation	RB offset	Mode B Power (dBm)						MPR	Tune-up Limit
				650002	652402	654802	657200	659600	661998					650002	652402	654802	657200	659600	661998		
				3750.03 MHz	3786.03 MHz	3822.03 MHz	3858 MHz	3894 MHz	3929.97 MHz					3750.03 MHz	3786.03 MHz	3822.03 MHz	3858 MHz	3894 MHz	3929.97 MHz		
100	π/2 BPSK	1	1				25.4			0	26	1	1				20.2			0	22.2
		1	271				25.4			0	26	1	271				20.2			0	22.2
		135	69				25.4			0	26	135	69				20.2			0	22.2
	QPSK	1	1				25.2			0	26	1	1				20.2			0	22.2
		1	271				25.2			0	26	1	271				20.2			0	22.2
		135	69				25.2			0	26	135	69				20.2			0	22.2
BW (MHz)	Modulation	RB Allocation	RB offset	Mode A Power (dBm)						MPR	Tune-up Limit	RB Allocation	RB offset	Mode B Power (dBm)						MPR	Tune-up Limit
				649668	652202	654734	657268	659800	662332					649668	652202	654734	657268	659800	662332		
				3745.02 MHz	3783.03 MHz	3821.01 MHz	3859.02 MHz	3897 MHz	3934.98 MHz					3745.02 MHz	3783.03 MHz	3821.01 MHz	3859.02 MHz	3897 MHz	3934.98 MHz		
90	π/2 BPSK	1	1				25.2			0	26	1	1				20.2			0	22.2
		1	243				25.2			0	26	1	243				20.2			0	22.2
BW (MHz)	Modulation	RB Allocation	RB offset	Mode A Power (dBm)						MPR	Tune-up Limit	RB Allocation	RB offset	Mode B Power (dBm)						MPR	Tune-up Limit
				649336	652002	654668	657334	660000	662664					649336	652002	654668	657334	660000	662664		
				3740.04 MHz	3780.03 MHz	3820.02 MHz	3860.01 MHz	3900 MHz	3939.96 MHz					3740.04 MHz	3780.03 MHz	3820.02 MHz	3860.01 MHz	3900 MHz	3939.96 MHz		
80	π/2 BPSK	1	1				25.2			0	26	1	1				20.2			0	22.2
		1	215				25.2			0	26	1	215				20.2			0	22.2
BW (MHz)	Modulation	RB Allocation	RB offset	Mode A Power (dBm)						MPR	Tune-up Limit	RB Allocation	RB offset	Mode B Power (dBm)						MPR	Tune-up Limit
				649002	651802	654602	657400	660200	662998					649002	651802	654602	657400	660200	662998		
				3735.03 MHz	3777.03 MHz	3819.03 MHz	3861 MHz	3903 MHz	3944.97 MHz					3735.03 MHz	3777.03 MHz	3819.03 MHz	3861 MHz	3903 MHz	3944.97 MHz		
70	π/2 BPSK	1	1				25.3			0	26	1	1				20.2			0	22.2
		1	187				25.2			0	26	1	187				20.2			0	22.2
BW (MHz)	Modulation	RB Allocation	RB offset	Mode A Power (dBm)						MPR	Tune-up Limit	RB Allocation	RB offset	Mode B Power (dBm)						MPR	Tune-up Limit
				648668	651602	654534	657468	660400	663332					648668	651602	654534	657468	660400	663332		
				3730.02 MHz	3774.03 MHz	3818.01 MHz	3862.02 MHz	3906 MHz	3949.98 MHz					3730.02 MHz	3774.03 MHz	3818.01 MHz	3862.02 MHz	3906 MHz	3949.98 MHz		
60	π/2 BPSK	1	1				25.2			0	26	1	1				20.2			0	22.2
		1	160				25.2			0	26	1	160				20.2			0	22.2
BW (MHz)	Modulation	RB Allocation	RB offset	Mode A Power (dBm)						MPR	Tune-up Limit	RB Allocation	RB offset	Mode B Power (dBm)						MPR	Tune-up Limit
				648336	651402	654468	657534	660600	663664					648336	651402	654468	657534	660600	663664		
				3725.04 MHz	3771.03 MHz	3817.02 MHz	3863.01 MHz	3909 MHz	3954.96 MHz					3725.04 MHz	3771.03 MHz	3817.02 MHz	3863.01 MHz	3909 MHz	3954.96 MHz		
50	π/2 BPSK	1	1				25.3			0	26	1	1				20.2			0	22.2
		1	131				25.3			0	26	1	131				20.2			0	22.2
BW (MHz)	Modulation	RB Allocation	RB offset	Mode A Power (dBm)						MPR	Tune-up Limit	RB Allocation	RB offset	Mode B Power (dBm)						MPR	Tune-up Limit
				648002	651202	654402	657600	660800	663998					648002	651202	654402	657600	660800	663998		
				3720.03 MHz	3768.03 MHz	3816.03 MHz	3864 MHz	3912 MHz	3959.97 MHz					3720.03 MHz	3768.03 MHz	3816.03 MHz	3864 MHz	3912 MHz	3959.97 MHz		
40	π/2 BPSK	1	1	25.5	25.3	25.4	25.4	25.3	25.2	0	26	1	1	20.2	20.2	20.2	20.2	20.2	20.2	0	22.2
		1	104	25.5	25.4	25.4	25.3	25.4	25.2	0	26	1	104	20.2	20.2	20.2	20.2	20.2	20.2	0	22.2
BW (MHz)	Modulation	RB Allocation	RB offset	Mode A Power (dBm)						MPR	Tune-up Limit	RB Allocation	RB offset	Mode B Power (dBm)						MPR	Tune-up Limit
				647668	651002	654334	657668	661000	664332					647668	651002	654334	657668	661000	664332		
				3715.02 MHz	3765.03 MHz	3815.01 MHz	3865.02 MHz	3915 MHz	3964.98 MHz					3715.02 MHz	3765.03 MHz	3815.01 MHz	3865.02 MHz	3915 MHz	3964.98 MHz		
30	π/2 BPSK	1	1	25.3	25.3	25.3	25.2	25.3	25.3	0	26	1	1	20.2	20.2	20.2	20.2	20.2	20.2	0	22.2
		1	76	25.5	25.3	25.3	25.3	25.3	25.3	0	26	1	76	20.2	20.2	20.2	20.2	20.2	20.2	0	22.2
BW (MHz)	Modulation	RB Allocation	RB offset	Mode A Power (dBm)						MPR	Tune-up Limit	RB Allocation	RB offset	Mode B Power (dBm)						MPR	Tune-up Limit
				647336	650802	654268	657734	661200	664664					647336	650802	654268	657734	661200	664664		
				3710.04 MHz	3762.03 MHz	3814.02 MHz	3866.01 MHz	3918 MHz	3969.96 MHz					3710.04 MHz	3762.03 MHz	3814.02 MHz	3866.01 MHz	3918 MHz	3969.96 MHz		
20	π/2 BPSK	1	1	25.4	25.3	25.3	25.2	25.1	25.3	0	26	1	1	20.2	20.2	20.2	20.2	20.2	20.2	0	22.2
		1	49	25.4	25.3	25.4	25.3	25.1	25.3	0	26	1	49	20.2	20.2	20.2	20.2	20.2	20.2	0	22.2
BW (MHz)	Modulation	RB Allocation	RB offset	Mode A Power (dBm)						MPR	Tune-up Limit	RB Allocation	RB offset	Mode B Power (dBm)						MPR	Tune-up Limit
				647168	650702	654234	657768	661300	664832					647168	650702	654234	657768	661300	664832		
				3707.52 MHz	3760.53 MHz	3813.51 MHz	3866.52 MHz	3919.5 MHz	3972.48 MHz					3707.52 MHz	3760.53 MHz	3813.51 MHz	3866.52 MHz	3919.5 MHz	3972.48 MHz		
15	π/2 BPSK	1	1	25.5	25.2	25.3	25.2	25.2	25.3	0	26	1	1	20.3	20.2	20.2	20.3	20.2	20.2	0	22.2
		1	36	25.4	25.3	25.3	25.3	25.1	25.2	0	26	1	36	20.2	20.2	20.2	20.2	20.2	20.2	0	22.2
BW (MHz)	Modulation	RB Allocation	RB offset	Mode A Power (dBm)						MPR	Tune-up Limit	RB Allocation	RB offset	Mode B Power (dBm)						MPR	Tune-up Limit
				647002	650602	654202	657800	661400	664998					647002	650602	654202	657800	661400	664998		
				3705.03 MHz	3759.03 MHz	3813.03 MHz	3867 MHz	3921 MHz	3974.97 MHz					3705.03 MHz	3759.03 MHz	3813.03 MHz	3867 MHz	3921 MHz	3974.97 MHz		
10	π/2 BPSK	1	1	25.1	25.2	25.2	25.3	25.2	25.2	0	26	1	1	20.3	20.3	20.2	20.2	20.2	20.3	0	22.2
		1	22	25.2	25.3	25.1	25.3	25.3	25.1	0	26	1	22	20.3	20.2	20.2	20.2	20.2	20.2	0	22.2

This report shall not be reproduced without the written approval of UL Verification Services Inc.

NR Band 77 (Block A) Measured Results (ANT4)

BW (MHz)	Modulation	RB Allocation	RB offset	Mode A Power (dBm)			MPR	Tune-up Limit	RB Allocation	RB offset	Mode B Power (dBm)			MPR	Tune-up Limit
				633334	633334	633332					633334	633334	633332		
				3500.01 MHz	3500.01 MHz	3499.98 MHz					3500.01 MHz	3500.01 MHz	3499.98 MHz		
100	π/2 BPSK	1	1		16.3		0	17.8	1	1		18.6		0	19.6
		1	271		16.3		0	17.8	1	271		18.2		0	19.6
		135	69		16.5		0	17.8	135	69		18.4		0	19.6
	QPSK	1	1		16.5		0	17.8	1	1		18.5		0	19.6
		1	271		16.2		0	17.8	1	271		18.3		0	19.6
		135	69		16.3		0	17.8	135	69		18.5		0	19.6
BW (MHz)	Modulation	RB Allocation	RB offset	Mode A Power (dBm)			MPR	Tune-up Limit	RB Allocation	RB offset	Mode B Power (dBm)			MPR	Tune-up Limit
				633000	633334	633666					633000	633334	633666		
				3495 MHz	3500.01 MHz	3504.99 MHz					3495 MHz	3500.01 MHz	3504.99 MHz		
90	π/2 BPSK	1	1		16.4		0	17.8	1	1		18.8		0	19.6
		1	243		16.1		0	17.8	1	243		18.6		0	19.6
BW (MHz)	Modulation	RB Allocation	RB offset	Mode A Power (dBm)			MPR	Tune-up Limit	RB Allocation	RB offset	Mode B Power (dBm)			MPR	Tune-up Limit
				632668	633334	633998					632668	633334	633998		
				3490.02 MHz	3500.01 MHz	3509.97 MHz					3490.02 MHz	3500.01 MHz	3509.97 MHz		
80	π/2 BPSK	1	1		16.3		0	17.8	1	1		18.7		0	19.6
		1	215		16.3		0	17.8	1	215		18.7		0	19.6
BW (MHz)	Modulation	RB Allocation	RB offset	Mode A Power (dBm)			MPR	Tune-up Limit	RB Allocation	RB offset	Mode B Power (dBm)			MPR	Tune-up Limit
				632334	633334	634332					632334	633334	634332		
				3485.01 MHz	3500.01 MHz	3514.98 MHz					3485.01 MHz	3500.01 MHz	3514.98 MHz		
70	π/2 BPSK	1	1		16.2		0	17.8	1	1		18.6		0	19.6
		1	187		16.2		0	17.8	1	187		18.6		0	19.6
BW (MHz)	Modulation	RB Allocation	RB offset	Mode A Power (dBm)			MPR	Tune-up Limit	RB Allocation	RB offset	Mode B Power (dBm)			MPR	Tune-up Limit
				632000	633334	634666					632000	633334	634666		
				3480 MHz	3500.01 MHz	3519.99 MHz					3480 MHz	3500.01 MHz	3519.99 MHz		
60	π/2 BPSK	1	1		16.2		0	17.8	1	1		18.7		0	19.6
		1	160		16.2		0	17.8	1	160		18.6		0	19.6
BW (MHz)	Modulation	RB Allocation	RB offset	Mode A Power (dBm)			MPR	Tune-up Limit	RB Allocation	RB offset	Mode B Power (dBm)			MPR	Tune-up Limit
				631668	633334	634998					631668	633334	634998		
				3475.02 MHz	3500.01 MHz	3524.97 MHz					3475.02 MHz	3500.01 MHz	3524.97 MHz		
50	π/2 BPSK	1	1		16.1		0	17.8	1	1		18.7		0	19.6
		1	131		16.1		0	17.8	1	131		18.7		0	19.6
BW (MHz)	Modulation	RB Allocation	RB offset	Mode A Power (dBm)			MPR	Tune-up Limit	RB Allocation	RB offset	Mode B Power (dBm)			MPR	Tune-up Limit
				631334	633334	635332					631334	633334	635332		
				3470.01 MHz	3500.01 MHz	3529.98 MHz					3470.01 MHz	3500.01 MHz	3529.98 MHz		
40	π/2 BPSK	1	1		16.1		0	17.8	1	1		19.0		0	19.6
		1	104		16.0		0	17.8	1	104		18.9		0	19.6
BW (MHz)	Modulation	RB Allocation	RB offset	Mode A Power (dBm)			MPR	Tune-up Limit	RB Allocation	RB offset	Mode B Power (dBm)			MPR	Tune-up Limit
				631000	633334	635666					631000	633334	635666		
				3465 MHz	3500.01 MHz	3534.99 MHz					3465 MHz	3500.01 MHz	3534.99 MHz		
30	π/2 BPSK	1	1	16.2	16.2	16.0	0	17.8	1	1	18.9	18.9	19.0	0	19.6
		1	76	16.1	16.1	16.0	0	17.8	1	76	19.0	19.1	19.1	0	19.6
BW (MHz)	Modulation	RB Allocation	RB offset	Mode A Power (dBm)			MPR	Tune-up Limit	RB Allocation	RB offset	Mode B Power (dBm)			MPR	Tune-up Limit
				630668	633334	635998					630668	633334	635998		
				3460.02 MHz	3500.01 MHz	3539.97 MHz					3460.02 MHz	3500.01 MHz	3539.97 MHz		
20	π/2 BPSK	1	1	16.3	16.4	16.3	0	17.8	1	1	19.0	18.8	18.9	0	19.6
		1	49	15.9	16.5	16.3	0	17.8	1	49	18.8	18.8	18.9	0	19.6
BW (MHz)	Modulation	RB Allocation	RB offset	Mode A Power (dBm)			MPR	Tune-up Limit	RB Allocation	RB offset	Mode B Power (dBm)			MPR	Tune-up Limit
				630500	633334	636166					630500	633334	636166		
				3457.5 MHz	3500.01 MHz	3542.49 MHz					3457.5 MHz	3500.01 MHz	3542.49 MHz		
15	π/2 BPSK	1	1	16.1	16.2	16.0	0	17.8	1	1	19.1	18.9	18.9	0	19.6
		1	36	16.2	16.2	16.0	0	17.8	1	36	19.1	18.9	18.9	0	19.6
BW (MHz)	Modulation	RB Allocation	RB offset	Mode A Power (dBm)			MPR	Tune-up Limit	RB Allocation	RB offset	Mode B Power (dBm)			MPR	Tune-up Limit
				630334	633334	636332					630334	633334	636332		
				3455.01 MHz	3500.01 MHz	3544.98 MHz					3455.01 MHz	3500.01 MHz	3544.98 MHz		
10	π/2 BPSK	1	1	16.2	16.2	16.0	0	17.8	1	1	18.9	19.1	18.9	0	19.6
		1	22	16.2	16.2	16.1	0	17.8	1	22	19.0	19.0	18.9	0	19.6

This report shall not be reproduced without the written approval of UL Verification Services Inc.

NR Band 77 (Block C) Measured Results (ANT4)

BW (MHz)	Modulation	RB Allocation	RB offset	Mode A Power (dBm)						MPR	Tune-up Limit	RB Allocation	RB offset	Mode B Power (dBm)						MPR	Tune-up Limit
				650002	652402	654802	657200	659600	661998					650002	652402	654802	657200	659600	661998		
				3750.03 MHz	3786.03 MHz	3822.03 MHz	3858 MHz	3894 MHz	3929.97 MHz					3750.03 MHz	3786.03 MHz	3822.03 MHz	3858 MHz	3894 MHz	3929.97 MHz		
100	π/2 BPSK	1	1				21.2			0	21.5	1	1				19.4			0	21.4
		1	271				21.1			0	21.5	1	271				19.4			0	21.4
		135	69				21.1			0	21.5	135	69				19.4			0	21.4
	QPSK	1	1				20.9			0	21.5	1	1				19.4			0	21.4
		1	271				20.9			0	21.5	1	271				19.4			0	21.4
		135	69				20.8			0	21.5	135	69				19.4			0	21.4
BW (MHz)	Modulation	RB Allocation	RB offset	Mode A Power (dBm)						MPR	Tune-up Limit	RB Allocation	RB offset	Mode B Power (dBm)						MPR	Tune-up Limit
				649668	652202	654734	657268	659800	662332					649668	652202	654734	657268	659800	662332		
				3745.02 MHz	3783.03 MHz	3821.01 MHz	3859.02 MHz	3897 MHz	3934.98 MHz					3745.02 MHz	3783.03 MHz	3821.01 MHz	3859.02 MHz	3897 MHz	3934.98 MHz		
90	π/2 BPSK	1	1				20.9			0	21.5	1	1				19.4			0	21.4
		1	243				21.1			0	21.5	1	243				19.4			0	21.4
BW (MHz)	Modulation	RB Allocation	RB offset	Mode A Power (dBm)						MPR	Tune-up Limit	RB Allocation	RB offset	Mode B Power (dBm)						MPR	Tune-up Limit
				649336	652002	654668	657334	660000	662664					649336	652002	654668	657334	660000	662664		
				3740.04 MHz	3780.03 MHz	3820.02 MHz	3860.01 MHz	3900 MHz	3939.96 MHz					3740.04 MHz	3780.03 MHz	3820.02 MHz	3860.01 MHz	3900 MHz	3939.96 MHz		
80	π/2 BPSK	1	1				21.1			0	21.5	1	1				19.4			0	21.4
		1	215				21.0			0	21.5	1	215				19.4			0	21.4
BW (MHz)	Modulation	RB Allocation	RB offset	Mode A Power (dBm)						MPR	Tune-up Limit	RB Allocation	RB offset	Mode B Power (dBm)						MPR	Tune-up Limit
				649002	651802	654602	657400	660200	662998					649002	651802	654602	657400	660200	662998		
				3735.03 MHz	3777.03 MHz	3819.03 MHz	3861 MHz	3903 MHz	3944.97 MHz					3735.03 MHz	3777.03 MHz	3819.03 MHz	3861 MHz	3903 MHz	3944.97 MHz		
70	π/2 BPSK	1	1				20.9			0	21.5	1	1				19.4			0	21.4
		1	187				21.1			0	21.5	1	187				19.4			0	21.4
BW (MHz)	Modulation	RB Allocation	RB offset	Mode A Power (dBm)						MPR	Tune-up Limit	RB Allocation	RB offset	Mode B Power (dBm)						MPR	Tune-up Limit
				648668	651602	654534	657468	660400	663332					648668	651602	654534	657468	660400	663332		
				3730.02 MHz	3774.03 MHz	3818.01 MHz	3862.02 MHz	3906 MHz	3949.98 MHz					3730.02 MHz	3774.03 MHz	3818.01 MHz	3862.02 MHz	3906 MHz	3949.98 MHz		
60	π/2 BPSK	1	1				21.1			0	21.5	1	1				19.4			0	21.4
		1	160				21.1			0	21.5	1	160				19.4			0	21.4
BW (MHz)	Modulation	RB Allocation	RB offset	Mode A Power (dBm)						MPR	Tune-up Limit	RB Allocation	RB offset	Mode B Power (dBm)						MPR	Tune-up Limit
				648336	651402	654468	657534	660600	663664					648336	651402	654468	657534	660600	663664		
				3725.04 MHz	3771.03 MHz	3817.02 MHz	3863.01 MHz	3909 MHz	3954.96 MHz					3725.04 MHz	3771.03 MHz	3817.02 MHz	3863.01 MHz	3909 MHz	3954.96 MHz		
50	π/2 BPSK	1	1				20.8			0	21.5	1	1				19.4			0	21.4
		1	131				21.0			0	21.5	1	131				19.4			0	21.4
BW (MHz)	Modulation	RB Allocation	RB offset	Mode A Power (dBm)						MPR	Tune-up Limit	RB Allocation	RB offset	Mode B Power (dBm)						MPR	Tune-up Limit
				648002	651202	654402	657600	660800	663998					648002	651202	654402	657600	660800	663998		
				3720.03 MHz	3768.03 MHz	3816.03 MHz	3864 MHz	3912 MHz	3959.97 MHz					3720.03 MHz	3768.03 MHz	3816.03 MHz	3864 MHz	3912 MHz	3959.97 MHz		
40	π/2 BPSK	1	1	21.2	21.1	21.2	21.2	21.2	21.0	0	21.5	1	1	19.6	19.4	19.4	19.4	19.4	19.4	0	21.4
		1	104	21.2	21.0	21.0	21.1	21.1	21.1	0	21.5	1	104	19.4	19.5	19.4	19.4	19.4	19.4	0	21.4
BW (MHz)	Modulation	RB Allocation	RB offset	Mode A Power (dBm)						MPR	Tune-up Limit	RB Allocation	RB offset	Mode B Power (dBm)						MPR	Tune-up Limit
				647668	651002	654334	657668	661000	664332					647668	651002	654334	657668	661000	664332		
				3715.02 MHz	3765.03 MHz	3815.01 MHz	3865.02 MHz	3915 MHz	3964.98 MHz					3715.02 MHz	3765.03 MHz	3815.01 MHz	3865.02 MHz	3915 MHz	3964.98 MHz		
30	π/2 BPSK	1	1	21.1	21.0	21.1	21.2	21.2	21.2	0	21.5	1	1	19.4	19.4	19.4	19.4	19.4	19.4	0	21.4
		1	76	21.1	21.1	21.1	21.1	21.2	21.1	0	21.5	1	76	19.4	19.4	19.4	19.4	19.4	19.4	0	21.4
BW (MHz)	Modulation	RB Allocation	RB offset	Mode A Power (dBm)						MPR	Tune-up Limit	RB Allocation	RB offset	Mode B Power (dBm)						MPR	Tune-up Limit
				647336	650802	654268	657734	661200	664664					647336	650802	654268	657734	661200	664664		
				3710.04 MHz	3762.03 MHz	3814.02 MHz	3866.01 MHz	3918 MHz	3969.96 MHz					3710.04 MHz	3762.03 MHz	3814.02 MHz	3866.01 MHz	3918 MHz	3969.96 MHz		
20	π/2 BPSK	1	1	21.0	21.1	21.2	21.1	21.1	21.1	0	21.5	1	1	19.4	19.4	19.4	19.4	19.4	19.4	0	21.4
		1	49	21.1	21.1	21.1	21.1	21.2	21.2	0	21.5	1	49	19.4	19.4	19.4	19.4	19.4	19.4	0	21.4
BW (MHz)	Modulation	RB Allocation	RB offset	Mode A Power (dBm)						MPR	Tune-up Limit	RB Allocation	RB offset	Mode B Power (dBm)						MPR	Tune-up Limit
				647168	650702	654234	657768	661300	664832					647168	650702	654234	657768	661300	664832		
				3707.52 MHz	3760.53 MHz	3813.51 MHz	3866.52 MHz	3919.5 MHz	3972.48 MHz					3707.52 MHz	3760.53 MHz	3813.51 MHz	3866.52 MHz	3919.5 MHz	3972.48 MHz		
15	π/2 BPSK	1	1	21.1	21.1	21.1	21.1	21.2	21.1	0	21.5	1	1	19.4	19.4	19.4	19.4	19.4	19.4	0	21.4
		1	36	21.0	21.1	21.1	21.1	21.1	21.1	0	21.5	1	36	19.4	19.4	19.4	19.4	19.4	19.4	0	21.4
BW (MHz)	Modulation	RB Allocation	RB offset	Mode A Power (dBm)						MPR	Tune-up Limit	RB Allocation	RB offset	Mode B Power (dBm)						MPR	Tune-up Limit
				647002	650602	654202	657800	661400	664998					647002	650602	654202	657800	661400	664998		
				3705.03 MHz	3759.03 MHz	3813.03 MHz	3867 MHz	3921 MHz	3974.97 MHz					3705.03 MHz	3759.03 MHz	3813.03 MHz	3867 MHz	3921 MHz	3974.97 MHz		
10	π/2 BPSK	1	1	21.0	21.1	21.1	21.1	21.1	21.2	0	21.5	1	1	19.4	19.4	19.4	19.4	19.4	19.4	0	21.4
		1	22	21.1	21.1	21.1	21.1	21.1	21.0	0	21.5	1	22	19.4	19.4	19.4	19.4	19.4	19.4	0	21.4

This report shall not be reproduced without the written approval of UL Verification Services Inc.

9.7. Wi-Fi 2.4GHz (DTS Band)

When the same transmission mode configurations have the same maximum output power on the same channel for the 802.11 b/g/n/ac/ax/be modes, the channel in the lower order/sequence 802.11 mode (i.e. g, n, ac, ax, then be) is selected. Therefore, the SAR measurements performed for the 802.11b as the lowest order modulation, cover 802.11n/ac/ax/be modes.

When multiple channel bandwidth configurations in a frequency band have the same specified maximum output power, the initial test configuration is determined by applying the following steps sequentially.

1) The largest channel bandwidth configuration is selected among the multiple configurations in a frequency band with the same specified maximum output power.
2) If multiple configurations have the same specified maximum output power and largest channel bandwidth, the lowest order modulation among the largest channel bandwidth configurations is selected.
3) If multiple configurations have the same specified maximum output power, largest channel bandwidth and lowest order modulation, the lowest data rate configuration among these configurations is selected.
4) When multiple transmission modes (802.11g/n/ac/ax/be) have the same specified maximum output power, largest channel bandwidth, lowest order modulation and lowest data rate, the lowest order 802.11 mode is selected.

Maximum Output Power for Wi-Fi 2.4 GHz

The table below is the Maximum output power for this device. The highlighted values indicate what the overall worst case transmission mode will be required for SAR testing per channel. In the Wi-Fi 2.4 GHz (Power State) table, the highlighted worst case Low/Mid/High channels are selected for Mode A and Mode B.

Channel	Frequency (MHz)	Maximum Output Power (dBm)																																	
		SISO																																	
		ANT2																	ANT1																
		b (SISO,C0)	g (SISO,C0) Low Rate	g (SISO,C0) Mid Rate	g (SISO,C0) High Rate	11n/11ac HT20 (SISO,C0) Low Rate	11n/11ac HT20 (SISO,C0) Mid Rate	11n/11ac HT20 (SISO,C0) High Rate	11ax/11be HE20/EHT20 (SISO,C0) Low Rate	11ax/11be HE20/EHT20 (SISO,C0) Mid Rate	11ax/11be HE20/EHT20 (SISO,C0) High Rate	11be EHT20 RU106_26 (SISO,C0)	11ax/11be HE20/EHT20 RU106 (SISO,C0)	11be EHT20 RU52_26 (SISO,C0)	11ax/11be HE20/EHT20 RU52 (SISO,C0)	11ax/11be HE20/EHT20 RU26 (SISO,C0)	b (SISO,C1)	g (SISO,C1) Low Rate	g (SISO,C1) Mid Rate	g (SISO,C1) High Rate	11n/11ac HT20 (SISO,C1) Low Rate	11n/11ac HT20 (SISO,C1) Mid Rate	11n/11ac HT20 (SISO,C1) High Rate	11ax/11be HE20/EHT20 (SISO,C1) Low Rate	11ax/11be HE20/EHT20 (SISO,C1) Mid Rate	11ax/11be HE20/EHT20 (SISO,C1) High Rate	11be EHT20 RU106_26 (SISO,C1)	11ax/11be HE20/EHT20 RU106 (SISO,C1)	11be EHT20 RU52_26 (SISO,C1)	11ax/11be HE20/EHT20 RU52 (SISO,C1)	11ax/11be HE20/EHT20 RU26 (SISO,C1)
1	2412	**20.50**	17.70	17.50	16.50	17.70	17.50	16.50	17.00	16.00	15.50	15.50	15.50	15.50	15.50	15.50	**20.50**	17.70	17.50	16.50	17.70	17.50	16.50	17.00	16.00	15.50	15.50	15.50	15.50	15.50	15.50
2	2417	**21.00**	19.50	19.50	19.50	19.50	19.50	19.50	18.00	18.00	18.00	18.00	18.00	18.00	18.00	18.00	**21.00**	19.50	19.50	19.50	19.50	19.50	19.50	18.00	18.00	18.00	18.00	18.00	18.00	18.00	18.00
3	2422	**21.00**	21.00	20.50	20.00	21.00	20.50	20.00	21.00	20.50	20.00	20.00	20.00	20.00	20.00	20.00	**21.00**	21.00	20.50	20.00	21.00	20.50	20.00	21.00	20.50	20.00	20.00	20.00	20.00	20.00	20.00
4	2427	**21.00**	21.00	21.00	21.00	21.00	21.00	21.00	21.00	21.00	21.00	21.00	21.00	21.00	21.00	21.00	**21.00**	21.00	21.00	21.00	21.00	21.00	21.00	21.00	21.00	21.00	21.00	21.00	21.00	21.00	21.00
5	2432	**21.00**	21.00	21.00	21.00	21.00	21.00	21.00	21.00	21.00	21.00	21.00	21.00	21.00	21.00	21.00	**21.00**	21.00	21.00	21.00	21.00	21.00	21.00	21.00	21.00	21.00	21.00	21.00	21.00	21.00	21.00
6	2437	**21.00**	21.00	21.00	21.00	21.00	21.00	21.00	21.00	21.00	21.00	21.00	21.00	21.00	21.00	21.00	**21.00**	21.00	21.00	21.00	21.00	21.00	21.00	21.00	21.00	21.00	21.00	21.00	21.00	21.00	21.00
7	2442	**21.00**	21.00	21.00	21.00	21.00	21.00	21.00	21.00	21.00	21.00	21.00	21.00	21.00	21.00	21.00	**21.00**	21.00	21.00	21.00	21.00	21.00	21.00	21.00	21.00	21.00	21.00	21.00	21.00	21.00	21.00
8	2447	**21.00**	21.00	21.00	21.00	21.00	21.00	21.00	21.00	21.00	21.00	21.00	21.00	21.00	21.00	21.00	**21.00**	21.00	21.00	21.00	21.00	21.00	21.00	21.00	21.00	21.00	21.00	21.00	21.00	21.00	21.00
9	2452	**21.00**	21.00	21.00	21.00	21.00	21.00	21.00	21.00	21.00	21.00	21.00	21.00	21.00	21.00	21.00	**21.00**	21.00	21.00	21.00	21.00	21.00	21.00	21.00	21.00	21.00	21.00	21.00	21.00	21.00	21.00
10	2457	**21.00**	19.50	19.50	19.50	19.50	19.50	19.50	18.00	18.00	18.00	18.00	18.00	18.00	18.00	18.00	**21.00**	19.50	19.50	19.50	19.50	19.50	19.50	18.00	18.00	18.00	18.00	18.00	18.00	18.00	18.00
11	2462	**21.00**	17.50	17.20	17.00	17.50	17.20	17.00	17.00	16.50	16.00	16.00	16.00	16.00	16.00	16.00	**21.00**	17.50	17.20	17.00	17.50	17.20	17.00	17.00	16.50	16.00	16.00	16.00	16.00	16.00	16.00
12	2467	**19.50**	15.50	15.20	15.00	15.50	15.20	15.00	15.00	14.50	14.00	14.00	14.00	14.00	14.00	14.00	**19.50**	15.50	15.20	15.00	15.50	15.20	15.00	15.00	14.50	14.00	14.00	14.00	14.00	14.00	14.00
13	2472	**17.00**	11.70	11.50	11.00	11.70	11.50	11.00	8.50	8.20	8.00	-1.00	-1.00	-1.00	-1.00	-1.00	**17.00**	11.70	11.50	11.00	11.70	11.50	11.00	8.50	8.20	8.00	-1.00	-1.00	-1.00	-1.00	-1.00

Channel	Frequency (MHz)	Maximum Output Power (dBm)																																	
		MIMO																																	
		ANT1 / ANT2																																	
		b (2Tx, DSSS)	g (2Tx, CDD) Low Rate	g (2Tx, CDD) Mid Rate	g (2Tx, CDD) High Rate	11n/11ac HT20 (2Tx, CDD) Low Rate	11n/11ac HT20 (2Tx, CDD) Mid Rate	11n/11ac HT20 (2Tx, CDD) High Rate	11ax/11be HE20/EHT20 (2Tx, CDD) Low Rate	11ax/11be HE20/EHT20 (2Tx, CDD) Mid Rate	11ax/11be HE20/EHT20 (2Tx, CDD) High Rate	11be EHT20 RU106_26 (2Tx, CDD)	11ax/11be HE20/EHT20 RU106 (2Tx, CDD)	11be EHT20 RU52_26 (2Tx, CDD)	11ax/11be HE20/EHT20 RU52 (2Tx, CDD)	11ax/11be HE20/EHT20 RU26 (2Tx, CDD)	11n/11ac HT20 (2Tx, SDM) Low Rate	11n/11ac HT20 (2Tx, SDM) Mid Rate	11n/11ac HT20 (2Tx, SDM) High Rate	11ax/11be HE20/EHT20 (2Tx, SDM) Low Rate	11ax/11be HE20/EHT20 (2Tx, SDM) Mid Rate	11ax/11be HE20/EHT20 (2Tx, SDM) High Rate	11be EHT20 RU106_26 (2Tx, SDM)	11ax/11be HE20/EHT20 RU106 (2Tx, SDM)	11be EHT20 RU52_26 (2Tx, SDM)	11ax/11be HE20/EHT20 RU52 (2Tx, SDM)	11ax/11be HE20/EHT20 RU26 (2Tx, SDM)	11n/11ac HT20 (2Tx, TxBF) Low Rate	11n/11ac HT20 (2Tx, TxBF) Mid Rate	11n/11ac HT20 (2Tx, TxBF) High Rate	11ax/11be HE20/EHT20 (2Tx, TxBF) Low Rate	11ax/11be HE20/EHT20 (2Tx, TxBF) Mid Rate	11ax/11be HE20/EHT20 (2Tx, TxBF) High Rate	11be EHT20 RU106_26 (2Tx, TxBF)	11ax/11be HE20/EHT20 RU106 (2Tx, TxBF)	11be EHT20 RU52_26 (2Tx, TxBF)	11ax/11be HE20/EHT20 RU52 (2Tx, TxBF)	11ax/11be HE20/EHT20 RU26 (2Tx, TxBF)
1	2412	19.50	17.50	16.50	16.00	17.50	16.50	16.00	16.00	15.50	15.00	15.00	15.00	15.00	15.00	15.00	15.50	15.00	15.00	15.00	15.00	15.00	15.00	NS	NS	NS	NS	NS	NS	NS	NS	NS	NS	NS	NS
2	2417	20.50	18.50	18.50	18.50	18.50	18.50	18.50	17.00	17.00	17.00	17.00	17.00	17.00	17.00	17.00	18.50	18.50	18.50	17.00	17.00	17.00	17.00	17.00	17.00	17.00	NS	NS	NS	NS	NS	NS	NS	NS	NS
3	2422	20.50	20.00	20.00	20.00	20.00	20.00	20.00	19.00	19.00	19.00	19.00	19.00	19.00	19.00	19.00	20.00	20.00	20.00	19.00	19.00	19.00	19.00	19.00	19.00	19.00	NS	NS	NS	NS	NS	NS	NS	NS	NS
4	2427	21.00	21.00	21.00	21.00	21.00	21.00	21.00	21.00	21.00	21.00	21.00	21.00	21.00	21.00	21.00	21.00	21.00	21.00	21.00	21.00	21.00	21.00	21.00	21.00	21.00	NS	NS	NS	NS	NS	NS	NS	NS	NS
5	2432	21.00	21.00	21.00	21.00	21.00	21.00	21.00	21.00	21.00	21.00	21.00	21.00	21.00	21.00	21.00	21.00	21.00	21.00	21.00	21.00	21.00	21.00	21.00	21.00	21.00	NS	NS	NS	NS	NS	NS	NS	NS	NS
6	2437	21.00	21.00	21.00	21.00	21.00	21.00	21.00	21.00	21.00	21.00	21.00	21.00	21.00	21.00	21.00	21.00	21.00	21.00	21.00	21.00	21.00	21.00	21.00	21.00	21.00	NS	NS	NS	NS	NS	NS	NS	NS	NS
7	2442	21.00	21.00	21.00	21.00	21.00	21.00	21.00	21.00	21.00	21.00	21.00	21.00	21.00	21.00	21.00	21.00	21.00	21.00	21.00	21.00	21.00	21.00	21.00	21.00	21.00	NS	NS	NS	NS	NS	NS	NS	NS	NS
8	2447	21.00	21.00	21.00	21.00	21.00	21.00	21.00	21.00	21.00	21.00	21.00	21.00	21.00	21.00	21.00	21.00	21.00	21.00	21.00	21.00	21.00	21.00	21.00	21.00	21.00	NS	NS	NS	NS	NS	NS	NS	NS	NS
9	2452	20.50	19.50	19.50	19.50	19.50	19.50	19.50	18.50	18.50	18.50	18.50	18.50	18.50	18.50	18.50	19.50	19.50	19.50	18.50	18.50	18.50	18.50	18.50	18.50	18.50	NS	NS	NS	NS	NS	NS	NS	NS	NS
10	2457	20.50	18.50	18.50	18.50	18.50	18.50	18.50	17.00	17.00	17.00	17.00	17.00	17.00	17.00	17.00	18.50	18.50	18.50	17.00	17.00	17.00	17.00	17.00	17.00	17.00	NS	NS	NS	NS	NS	NS	NS	NS	NS
11	2462	20.50	16.70	16.50	16.00	16.70	16.50	16.00	16.00	15.50	15.00	15.00	15.00	15.00	15.00	15.00	16.70	16.50	16.00	15.00	15.00	15.00	15.00	15.00	15.00	15.00	NS	NS	NS	NS	NS	NS	NS	NS	NS
12	2467	18.50	15.00	14.50	14.00	15.00	14.50	14.00	14.00	13.50	13.00	13.00	13.00	13.00	13.00	13.00	15.00	14.50	14.00	14.00	13.50	13.00	13.00	13.00	13.00	13.00	NS	NS	NS	NS	NS	NS	NS	NS	NS
13	2472	16.00	11.50	11.20	11.00	11.50	11.20	11.00	8.50	8.20	8.00	-2.00	-2.00	-2.00	-2.00	-2.00	11.50	11.20	11.00	8.50	8.20	8.00	-2.00	-2.00	-2.00	-2.00	NS	NS	NS	NS	NS	NS	NS	NS	NS

This report shall not be reproduced without the written approval of UL Verification Services Inc.

Wi-Fi 2.4 GHz(Power States)

For 2.4 GHz band, there are use 6 difference Power States(PS):

Connectivity Power State	Cellular (2 PS)	Connectivity (6 PS)	802.15.4ab (1 PS)
Connectivity PS1	OFF	ON	OFF
Connectivity PS2	OFF	ON	ON
Connectivity PS3	ON PS2	ON	OFF
Connectivity PS4	ON PS2	ON	ON
Connectivity PS5	ON PS1	ON	OFF
Connectivity PS6	ON PS1	ON	ON

1. Connectivity refers to the following technologies: Wi-Fi 2.4/5/6 GHz, Bluetooth 2.4 GHz, NB-UNII, and 802.15.4.
2. Cellular PS1: Combines with Connectivity PS5 and PS6.
3. Cellular PS2: Combines with Connectivity PS3 and PS4.
4. 802.15.4ab only combines with Connectivity PS 2, 4, and 6.
5. SAR measurements were performed only once for Cellular PS1. Cellular PS2 has a reduced Tune-Up Limit and uses the same measured conducted power as PS1.

Antenna	Mode	Channel	Frequency (MHz)	Maximum Output Power (dBm)											
				Power State 1		Power State 2		Power State 3		Power State 4		Power State 5		Power State 6	
				Mode A	Mode B	Mode A	Mode B	Mode A	Mode B	Mode A	Mode B	Mode A	Mode B	Mode A	Mode B
ANT1	802.11b DSSS (SISO)	1	2412	20.50	20.50	20.50	20.50	20.50	**19.50**	20.50	**18.75**	20.50	**17.75**	20.50	**16.50**
		2	2417	**21.00**	**21.00**	**21.00**	**21.00**	**21.00**	19.50	**21.00**	18.75	**21.00**	17.75	**21.00**	16.50
		3	2422	21.00	21.00	21.00	21.00	21.00	19.50	21.00	18.75	21.00	17.75	21.00	16.50
		4	2427	21.00	21.00	21.00	21.00	21.00	19.50	21.00	18.75	21.00	17.75	21.00	16.50
		5	2432	21.00	21.00	21.00	21.00	21.00	19.50	21.00	18.75	21.00	17.75	21.00	16.50
		6	2437	**21.00**	**21.00**	**21.00**	**21.00**	**21.00**	**19.50**	**21.00**	**18.75**	**21.00**	**17.75**	**21.00**	**16.50**
		7	2442	21.00	21.00	21.00	21.00	21.00	19.50	21.00	18.75	21.00	17.75	21.00	16.50
		8	2447	21.00	21.00	21.00	21.00	21.00	19.50	21.00	18.75	21.00	17.75	21.00	16.50
		9	2452	21.00	21.00	21.00	21.00	21.00	19.50	21.00	18.75	21.00	17.75	21.00	16.50
		10	2457	21.00	21.00	21.00	21.00	21.00	19.50	21.00	18.75	21.00	17.75	21.00	16.50
		11	2462	**21.00**	**21.00**	**21.00**	**21.00**	**21.00**	**19.50**	**21.00**	**18.75**	**21.00**	**17.75**	**21.00**	**16.50**
		12	2467	19.50	19.50	19.50	19.50	19.50	19.50	19.50	18.75	19.50	17.75	19.50	16.50
		13	2472	17.00	17.00	17.00	17.00	17.00	17.00	17.00	17.00	17.00	17.00	17.00	16.50

Antenna	Mode	Channel	Frequency (MHz)	Maximum Output Power (dBm)											
				Power State 1		Power State 2		Power State 3		Power State 4		Power State 5		Power State 6	
				Mode A	Mode B	Mode A	Mode B	Mode A	Mode B	Mode A	Mode B	Mode A	Mode B	Mode A	Mode B
ANT2	802.11b DSSS (SISO)	1	2412	**20.50**	20.50	**20.50**	20.50	**17.25**	**19.75**	**16.50**	**19.00**	**15.50**	**18.00**	**14.25**	**16.75**
		2	2417	20.50	**21.00**	20.50	**21.00**	17.25	19.75	16.50	19.00	15.50	18.00	14.25	16.75
		3	2422	20.50	21.00	20.50	21.00	17.25	19.75	16.50	19.00	15.50	18.00	14.25	16.75
		4	2427	20.50	21.00	20.50	21.00	17.25	19.75	16.50	19.00	15.50	18.00	14.25	16.75
		5	2432	20.50	21.00	20.50	21.00	17.25	19.75	16.50	19.00	15.50	18.00	14.25	16.75
		6	2437	**20.50**	**21.00**	**20.50**	**21.00**	**17.25**	**19.75**	**16.50**	**19.00**	**15.50**	**18.00**	**14.25**	**16.75**
		7	2442	20.50	21.00	20.50	21.00	17.25	19.75	16.50	19.00	15.50	18.00	14.25	16.75
		8	2447	20.50	21.00	20.50	21.00	17.25	19.75	16.50	19.00	15.50	18.00	14.25	16.75
		9	2452	20.50	21.00	20.50	21.00	17.25	19.75	16.50	19.00	15.50	18.00	14.25	16.75
		10	2457	20.50	21.00	20.50	21.00	17.25	19.75	16.50	19.00	15.50	18.00	14.25	16.75
		11	2462	**20.50**	**21.00**	**20.50**	**21.00**	**17.25**	**19.75**	**16.50**	**19.00**	**15.50**	**18.00**	**14.25**	**16.75**
		12	2467	19.50	19.50	19.50	19.50	17.25	19.50	16.50	19.00	15.50	18.00	14.25	16.75
		13	2472	17.00	17.00	17.00	17.00	17.00	17.00	16.50	17.00	15.50	17.00	14.25	16.75

Note(s):

Power State 1 and 2 have the same maximum output power.

This report shall not be reproduced without the written approval of UL Verification Services Inc.

Wi-Fi 2.4GHz Measured Results

The maximum output power specified for production units are determined for all applicable 802.11 transmission modes in each standalone and aggregated frequency band. Maximum output power is measured for the highest maximum output power configuration(s) in each frequency band according to the default power measurement procedures.

SAR Test reduction was applied from KDB 248227 guidance, Sec. 2.1, b), 1) when the same maximum output power is specified for multiple transmission modes in a frequency band, the largest channel bandwidth, lowest order modulation, lowest data rate and lowest order 802.11g/n/ac/ax mode is used for SAR measurement, on the highest measured output power channel in the initial test configuration, for each frequency band. Additional output power measurements were not deemed necessary.

SAR testing is not required for OFDM mode(s) when the highest reported SAR for DSSS is adjusted by the ratio of OFDM to DSSS specified maximum output power and the adjusted SAR is ≤ 1.2 W/kg.

Power Mode	Antenna	Band	Mode	Power Mode A				Band	Mode	Power Mode B			
				Ch #	Freq. (MHz)	Meas Pwr (dBm)	Max Output Pwr (dBm)			Ch #	Freq. (MHz)	Meas Pwr (dBm)	Max Output Pwr (dBm)
Power State 1	ANT1	DTS	DSSS 802.11b	2	2417	19.70	21.00	DTS	DSSS 802.11b	2	2417	19.70	21.00
				6	2437	19.60	21.00			6	2437	19.60	21.00
				11	2462	19.60	21.00			11	2462	19.60	21.00
	ANT2	DTS	DSSS 802.11b	1	2412	18.90	20.50	DTS	DSSS 802.11b	2	2417	19.60	21.00
				6	2437	19.10	20.50			6	2437	19.70	21.00
				11	2462	18.80	20.50			11	2462	20.10	21.00
Power Mode	Antenna	Band	Mode	Power Mode A				Band	Mode	Power Mode B			
				Ch #	Freq. (MHz)	Meas Pwr (dBm)	Max Output Pwr (dBm)			Ch #	Freq. (MHz)	Meas Pwr (dBm)	Max Output Pwr (dBm)
Power State 3	ANT1	DTS	DSSS 802.11b	2	2417	19.70	21.00	DTS	DSSS 802.11b	1	2412	18.50	19.50
				6	2437	19.60	21.00			6	2437	18.00	19.50
				11	2462	19.60	21.00			11	2462	18.10	19.50
	ANT2	DTS	DSSS 802.11b	1	2412	15.85	17.25	DTS	DSSS 802.11b	1	2412	18.00	19.75
				6	2437	15.75	17.25			6	2437	18.20	19.75
				11	2462	15.75	17.25			11	2462	18.00	19.75

Note(s):

1. SAR is not required for channel 12 and 13 because the maximum output power and the measured output power for these two channels are not greater than those for the default test channels. Refer to KDB 248227 D01 section 3.1.
2. SAR measurements were performed only once for Connectivity PS1. Connectivity PS2 shares the same Tune-Up Limit and uses the same measured conducted power as PS1.
3. SAR measurements for PS 4, 5 and 6 are calculated by scaling the SAR measurements from PS3 to the maximum power of each specific PS. In cases where the maximum power for the PS is lower than the measured conducted power for PS3 this results in a scaling factor of less than 1. This was only performed for instances where the measured conducted power was within 2dB of the reduced tune-up limit. Therefore, some SAR measurements were scaled down in accordance with inquiries to FCC.

This report shall not be reproduced without the written approval of UL Verification Services Inc.

9.8. Wi-Fi 5GHz (U-NII 1-3 Bands)

When multiple channel bandwidth configurations in a frequency band have the same specified maximum output power, the initial test configuration is determined by applying the following steps sequentially.

1) The largest channel bandwidth configuration is selected among the multiple configurations in a frequency band with the same specified maximum output power.
2) If multiple configurations have the same specified maximum output power and largest channel bandwidth, the lowest order modulation among the largest channel bandwidth configurations is selected.
3) If multiple configurations have the same specified maximum output power, largest channel bandwidth and lowest order modulation, the lowest data rate configuration among these configurations is selected.
4) When multiple transmission modes (802.11a/n/ac/ax/be) have the same specified maximum output power, largest channel bandwidth, lowest order modulation and lowest data rate, the lowest order 802.11 mode is selected.

When the specified maximum output power is the same for both UNII 1 and UNII 2A, begin SAR measurements in UNII 2A with the channel with the highest measured output power. If the reported SAR for UNII 2A is ≤ 1.2 W/kg, SAR is not required for UNII 1; otherwise, treat the remaining bands separately and test them independently for SAR.

Maximum Output Power for Wi-Fi 5 GHz

The table below is the maximum output power for this device. The highlighted values indicate what the overall worst-case transmission mode will be required for SAR testing per channel. In the Wi-Fi 5 GHz (Power State) table, the highlighted worst-case Low/Mid/High channels are selected for Mode A and Mode B.

Bandwidth	Band	Channel	Frequency (MHz)	Maximum Output Power (dBm)																																	
				SISO																																	
				ANT6																	ANT5																
				a (SISO,C0) Low Rate	a (SISO,C0) Mid Rate	a (SISO,C0) High Rate	11n/11ac HT20 (SISO,C0) Low Rate	11n/11ac HT20 (SISO,C0) Mid Rate	11n/11ac HT20 (SISO,C0) High Rate	11ax/11be HE20/EHT20 (SISO,C0) Low Rate	11ax/11be HE20/EHT20 (SISO,C0) Mid Rate	11ax/11be HE20/EHT20 (SISO,C0) High Rate	11be EHT20 RU106_26 (SISO,C0)	11ax/11be HE20/EHT20 RU106 (SISO,C0)	11be EHT20 RU52_26 (SISO,C0)	11ax/11be HE20/EHT20 RU52 (SISO,C0)	11ax/11be HE20/EHT20 RU26 (SISO,C0)	a (SISO,C1) Low Rate	a (SISO,C1) Mid Rate	a (SISO,C1) High Rate	11n/11ac HT20 (SISO,C1) Low Rate	11n/11ac HT20 (SISO,C1) Mid Rate	11n/11ac HT20 (SISO,C1) High Rate	11ax/11be HE20/EHT20 (SISO,C1) Low Rate	11ax/11be HE20/EHT20 (SISO,C1) Mid Rate	11ax/11be HE20/EHT20 (SISO,C1) High Rate	11be EHT20 RU106_26 (SISO,C1)	11be EHT20 RU52_26 (SISO,C1)	11ax/11be HE20/EHT20 RU106 (SISO,C1)	11ax/11be HE20/EHT20 RU52 (SISO,C1)	11ax/11be HE20/EHT20 RU26 (SISO,C1)
20 MHz	U-NII-1	36	5180	19.00	18.70	18.50	19.00	18.70	18.50	18.50	18.20	18.00	17.60	16.60	17.00	14.80	12.00	19.50	19.50	19.50	19.50	19.50	19.50	19.50	19.20	19.00	17.40	16.30	16.80	14.70	12.10
		40	5200	19.50	19.50	19.50	19.50	19.50	19.50	19.50	19.50	19.50	19.10	17.70	16.90	14.90	12.20	19.50	19.50	19.50	19.50	19.50	19.50	19.50	19.50	19.50	19.10	17.90	16.90	15.00	12.10
		44	5220	19.50	19.50	19.50	19.50	19.50	19.50	19.50	19.50	19.50	18.80	17.90	16.90	14.70	12.10	19.50	19.50	19.50	19.50	19.50	19.50	19.50	19.50	19.50	19.00	17.80	16.90	14.80	12.30
		48	5240	19.50	19.50	19.50	19.50	19.50	19.50	19.50	19.50	19.50	19.00	17.90	16.80	14.90	12.00	19.50	19.50	19.50	19.50	19.50	19.50	19.50	19.50	19.50	18.90	17.90	17.00	14.80	12.20
	U-NII-2A	52	5260	19.50	19.50	19.50	19.50	19.50	19.50	19.50	19.50	19.50	19.00	18.00	17.00	14.90	NS	19.50	19.50	19.50	19.50	19.50	19.50	19.50	19.50	19.50	19.00	18.00	17.00	14.90	NS
		56	5280	19.50	19.50	19.50	19.50	19.50	19.50	19.50	19.50	19.50	19.00	17.90	16.90	14.80	NS	19.50	19.50	19.50	19.50	19.50	19.50	19.50	19.50	19.50	18.90	18.10	16.70	14.90	NS
		60	5300	19.50	19.50	19.50	19.50	19.50	19.50	19.50	19.50	19.50	18.90	17.90	16.80	14.90	NS	19.50	19.50	19.50	19.50	19.50	19.50	19.50	19.50	19.50	19.00	18.00	16.90	15.00	NS
		64	5320	19.00	18.70	18.50	19.00	18.70	18.50	18.00	17.70	17.50	17.50	16.70	17.00	14.90	NS	19.50	19.50	19.50	19.50	19.50	19.50	19.00	18.70	18.50	17.30	16.50	16.80	14.90	NS
	U-NII-2C	100	5500	17.50	17.20	17.00	17.50	17.20	17.00	17.00	16.70	16.50	16.50	16.50	16.50	15.00	NS	17.50	17.20	17.00	17.50	17.20	17.00	17.00	16.70	16.50	16.50	16.50	16.50	14.80	NS
		104	5520	19.50	19.50	19.50	19.50	19.50	19.50	19.50	19.50	19.50	19.10	18.00	17.00	15.00	NS	19.50	19.50	19.50	19.50	19.50	19.50	19.50	19.50	19.50	19.00	17.80	16.80	14.80	NS
		108	5540	19.50	19.50	19.50	19.50	19.50	19.50	19.50	19.50	19.50	19.00	18.00	16.90	14.90	NS	19.50	19.50	19.50	19.50	19.50	19.50	19.50	19.50	19.50	18.80	17.90	16.90	14.80	NS
		112	5560	19.50	19.50	19.50	19.50	19.50	19.50	19.50	19.50	19.50	18.90	18.00	16.90	15.00	NS	19.50	19.50	19.50	19.50	19.50	19.50	19.50	19.50	19.50	19.00	18.10	16.90	15.00	NS
		116	5580	19.50	19.50	19.50	19.50	19.50	19.50	19.50	19.50	19.50	19.00	18.00	17.00	14.90	NS	19.50	19.50	19.50	19.50	19.50	19.50	19.50	19.50	19.50	18.90	18.00	16.90	14.90	NS
		120	5600	19.50	19.50	19.50	19.50	19.50	19.50	19.50	19.50	19.50	18.90	17.90	17.00	14.80	NS	19.50	19.50	19.50	19.50	19.50	19.50	19.50	19.50	19.50	19.00	18.00	16.90	15.00	NS
		124	5620	19.50	19.50	19.50	19.50	19.50	19.50	19.50	19.50	19.50	18.90	18.00	17.00	14.90	NS	19.50	19.50	19.50	19.50	19.50	19.50	19.50	19.50	19.50	19.00	17.90	16.90	14.90	NS
		128	5640	19.50	19.50	19.50	19.50	19.50	19.50	19.50	19.50	19.50	18.90	17.90	17.00	14.80	NS	19.50	19.50	19.50	19.50	19.50	19.50	19.50	19.50	19.50	19.00	18.00	16.90	14.80	NS
		132	5660	19.50	19.50	19.50	19.50	19.50	19.50	19.50	19.50	19.50	18.90	17.90	17.00	15.10	NS	19.50	19.50	19.50	19.50	19.50	19.50	19.50	19.50	19.50	19.00	17.70	16.90	15.00	NS
		136	5680	19.50	19.50	19.50	19.50	19.50	19.50	19.50	19.50	19.50	18.90	17.90	17.00	14.90	NS	19.50	19.50	19.50	19.50	19.50	19.50	19.50	19.50	19.50	19.00	18.00	16.90	14.90	NS
		140	5700	17.00	16.50	16.00	17.00	16.50	16.00	15.50	15.20	15.00	15.00	15.00	15.00	14.90	NS	17.00	16.50	16.00	17.00	16.50	16.00	15.50	15.20	15.00	15.00	15.00	15.00	14.90	NS
		144	5720	19.50	19.50	19.50	19.50	19.50	19.50	19.50	19.50	19.50	18.90	18.10	17.00	15.00	NS	19.50	19.50	19.50	19.50	19.50	19.50	19.50	19.50	19.50	19.00	17.90	16.90	14.90	NS
	U-NII-3	149	5745	20.00	20.00	20.00	20.00	20.00	20.00	20.00	20.00	20.00	20.00	20.00	20.00	20.00	20.00	20.00	20.00	20.00	20.00	20.00	20.00	20.00	20.00	20.00	20.00	20.00	20.00	20.00	20.00
		153	5765	20.00	20.00	20.00	20.00	20.00	20.00	20.00	20.00	20.00	20.00	20.00	20.00	20.00	20.00	20.00	20.00	20.00	20.00	20.00	20.00	20.00	20.00	20.00	20.00	20.00	20.00	20.00	20.00
		157	5785	20.00	20.00	20.00	20.00	20.00	20.00	20.00	20.00	20.00	20.00	20.00	20.00	20.00	20.00	20.00	20.00	20.00	20.00	20.00	20.00	20.00	20.00	20.00	20.00	20.00	20.00	20.00	20.00
		161	5805	20.00	20.00	20.00	20.00	20.00	20.00	20.00	20.00	20.00	20.00	20.00	20.00	20.00	20.00	20.00	20.00	20.00	20.00	20.00	20.00	20.00	20.00	20.00	20.00	20.00	20.00	20.00	20.00
		165	5825	20.00	20.00	20.00	20.00	20.00	20.00	20.00	20.00	20.00	20.00	20.00	20.00	20.00	20.00	20.00	20.00	20.00	20.00	20.00	20.00	20.00	20.00	20.00	20.00	20.00	20.00	20.00	20.00
Bandwidth	Band	Channel	Frequency (MHz)	11n/11ac HT40 (SISO,C0) Low Rate	11n/11ac HT40 (SISO,C0) Mid Rate	11n/11ac HT40 (SISO,C0) High Rate	11ax/11be HE40/EHT40 (SISO,C0) Low Rate	11ax/11be HE40/EHT40 (SISO,C0) Mid Rate	11ax/11be HE40/EHT40 (SISO,C0) High Rate	11be EHT40 RU106_26 (SISO,C0)	11ax/11be HE40/EHT40 RU106 (SISO,C0)	11be EHT40 RU52_26 (SISO,C0)	11ax/11be HE40/EHT40 RU52 (SISO,C0)	11ax/11be HE40/EHT40 RU26 (SISO,C0)					11n/11ac HT40 (SISO,C1) Low Rate	11n/11ac HT40 (SISO,C1) Mid Rate	11n/11ac HT40 (SISO,C1) High Rate	11ax/11be HE40/EHT40 (SISO,C1) Low Rate	11ax/11be HE40/EHT40 (SISO,C1) Mid Rate	11ax/11be HE40/EHT40 (SISO,C1) High Rate	11be EHT40 RU106_26 (SISO,C1)	11ax/11be HE40/EHT40 RU106 (SISO,C1)	11be EHT40 RU52_26 (SISO,C1)	11ax/11be HE40/EHT40 RU52 (SISO,C1)	11ax/11be HE40/EHT40 RU26 (SISO,C1)				
40 MHz	U-NII-1	38	5190	16.50	16.20	16.00	16.20	16.00	15.70	15.70	15.70	15.70	14.70	11.90					17.50	17.20	17.00	17.00	16.70	16.50	16.50	16.30	16.50	14.70	12.10								
		46	5230	19.50	19.50	19.50	19.50	19.50	19.50	18.80	17.90	16.80	14.70	12.00					19.50	19.50	19.50	19.50	19.50	19.50	18.90	17.80	16.90	14.80	12.10								
	U-NII-2A	54	5270	19.50	19.50	19.50	19.50	19.50	19.50	19.00	17.90	16.80	14.80	NS					19.50	19.50	19.50	19.50	19.50	19.50	18.90	18.00	16.70	14.90	NS								
		62	5310	16.50	16.20	16.00	16.20	16.00	15.70	15.70	15.70	15.70	14.90	NS					17.50	17.20	17.00	16.70	16.50	16.20	16.20	16.20	16.20	14.90	NS								
	U-NII-2C	102	5510	15.50	15.20	15.00	15.00	14.70	14.50	14.50	14.50	14.50	14.50	NS					16.00	15.70	15.50	15.50	15.20	15.00	15.00	15.00	15.00	14.80	NS								
		110	5550	19.50	19.50	19.50	19.50	19.50	19.50	18.90	18.00	16.80	14.90	NS					19.50	19.50	19.50	19.50	19.50	19.50	18.80	17.90	16.80	14.80	NS								
		118	5590	19.50	19.50	19.50	19.50	19.50	19.50	18.80	17.90	16.80	14.80	NS					19.50	19.50	19.50	19.50	19.50	19.50	18.90	18.00	16.90	14.30	NS								
		126	5630	19.50	19.50	19.50	19.50	19.50	19.50	18.80	17.90	16.70	14.80	NS					19.50	19.50	19.50	19.50	19.50	19.50	19.00	17.90	16.80	14.80	NS								
		134	5670	19.50	19.50	19.50	19.00	19.00	19.00	18.00	17.90	16.80	14.90	NS					19.50	19.50	19.50	19.00	19.00	19.00	18.00	17.70	16.80	14.90	NS								
		142	5710	19.50	19.50	19.50	19.50	19.50	19.50	19.00	17.90	17.00	14.90	NS					19.50	19.50	19.50	19.50	19.50	19.50	18.80	17.50	17.00	14.90	NS								
	U-NII-3	151	5755	20.00	20.00	20.00	20.00	20.00	20.00	20.00	20.00	20.00	20.00	20.00					20.00	20.00	20.00	20.00	20.00	20.00	20.00	20.00	20.00	20.00	20.00								
		159	5795	20.00	20.00	20.00	20.00	20.00	20.00	20.00	20.00	20.00	20.00	20.00					20.00	20.00	20.00	20.00	20.00	20.00	20.00	20.00	20.00	20.00	20.00								
Bandwidth	Band	Channel	Frequency (MHz)	11ac VHT80 (SISO,C0) Low Rate	11ac VHT80 (SISO,C0) Mid Rate	11ac VHT80 (SISO,C0) High Rate	11ax/11be HE80/EHT80 (SISO,C0) Low Rate	11ax/11be HE80/EHT80 (SISO,C0) Mid Rate	11ax/11be HE80/EHT80 (SISO,C0) High Rate	11be EHT80 RU484_242 (SISO,C0)	11be EHT80 RU106_26 (SISO,C0)	11ax/11be HE80/EHT80 RU106 (SISO,C0)	11be EHT80 RU52_26 (SISO,C0)	11ax/11be HE80/EHT80 RU52 (SISO,C0)	11ax/11be HE80/EHT80 RU26 (SISO,C0)				11ac VHT80 (SISO,C1) Low Rate	11ac VHT80 (SISO,C1) Mid Rate	11ac VHT80 (SISO,C1) High Rate	11ax/11be HE80/EHT80 (SISO,C1) Low Rate	11ax/11be HE80/EHT80 (SISO,C1) Mid Rate	11ax/11be HE80/EHT80 (SISO,C1) High Rate	11be EHT80 RU484_242 (SISO,C1)	11be EHT80 RU106_26 (SISO,C1)	11ax/11be HE80/EHT80 RU106 (SISO,C1)	11be EHT80 RU52_26 (SISO,C1)	11ax/11be HE80/EHT80 RU52 (SISO,C1)	11ax/11be HE80/EHT80 RU26 (SISO,C1)				
80 MHz	U-NII-1	42	5210	16.50	16.00	15.50	15.50	15.20	15.00	15.00	15.00	15.00	15.00	14.70	12.00				17.50	17.00	16.50	16.50	16.20	16.00	16.00	16.00	16.00	14.70	12.10								
	U-NII-2A	58	5290	16.00	15.70	15.50	15.50	15.20	15.00	15.00	15.00	15.00	15.00	14.80	NS				17.00	16.70	16.50	16.50	16.20	16.00	16.00	16.00	16.00	14.90	NS								
	U-NII-2C	106	5530	15.00	14.70	14.50	14.70	14.50	14.00	14.00	14.00	14.00	14.00	14.00	NS				15.50	15.20	15.00	15.50	15.00	14.50	14.50	14.50	14.50	14.50	NS								
		122	5610	19.50	19.50	19.50	19.50	19.50	19.50	19.50	19.00	17.90	16.90	14.80	NS				19.50	19.50	19.50	19.50	19.50	19.50	19.50	18.90	17.90	16.90	14.80	NS								
		138	5690	19.50	19.50	19.50	19.50	19.50	19.50	19.50	19.10	17.50	16.90	14.90	NS				19.50	19.50	19.50	19.50	19.50	19.50	19.50	19.00	17.50	16.90	14.90	NS								
	U-NII-3	155	5775	20.00	20.00	20.00	20.00	20.00	20.00	20.00	20.00	20.00	20.00	20.00	20.00				20.00	20.00	20.00	20.00	20.00	20.00	20.00	20.00	20.00	20.00	20.00								
Bandwidth	Band	Channel	Frequency (MHz)	11ac VHT160 (SISO,C0) Low Rate	11ac VHT160 (SISO,C0) Mid Rate	11ac VHT160 (SISO,C0) High Rate	11ax/11be HE160/EHT160 (SISO,C0) Low Rate	11ax/11be HE160/EHT160 (SISO,C0) Mid Rate	11ax/11be HE160/EHT160 (SISO,C0) High Rate	11be EHT160 RU996_484_242 (SISO,C0)	11be EHT160 RU996_484 (SISO,C0)	11be EHT160 RU484_242 (SISO,C0)	11be EHT160 RU106_26 (SISO,C0)	11be EHT160 RU106 (SISO,C0)	11ax/11be HE160/EHT160 RU52 (SISO,C0)	11be EHT160 RU52_26 (SISO,C0)	11ax/11be HE160/EHT160 RU52 (SISO,C0)	11ax/11be HE160/EHT160 RU26 (SISO,C0)	11ac VHT160 (SISO,C1) Low Rate	11ac VHT160 (SISO,C1) Mid Rate	11ac VHT160 (SISO,C1) High Rate	11ax/11be HE160/EHT160 (SISO,C1) Low Rate	11ax/11be HE160/EHT160 (SISO,C1) Mid Rate	11ax/11be HE160/EHT160 (SISO,C1) High Rate	11be EHT160 RU996_484 (SISO,C1)	11be EHT160 RU996_484 (SISO,C1)	11be EHT160 RU484_242 (SISO,C1)	11be EHT160 RU106_26 (SISO,C1)	11ax/11be HE160/EHT160 RU106 (SISO,C1)	11be EHT160 RU52_26 (SISO,C1)	11ax/11be HE160/EHT160 RU52 (SISO,C1)	11ax/11be HE160/EHT160 RU26 (SISO,C1)
160 MHz	U-NII-1&2A	50	5250	16.50	16.00	15.50	16.00	15.50	14.50	14.50	14.50	14.50	14.50	14.50	14.50	14.50	NS	16.50	16.00	15.50	16.50	16.00	15.00	15.00	15.00	15.00	15.00	15.00	15.00	14.70	NS
	U-NII-2C	114	5570	15.00	14.50	14.00	14.70	14.20	13.50	12.50	12.50	12.50	12.50	12.50	12.50	12.50	NS	15.70	15.50	15.00	15.50	15.20	14.50	13.50	13.50	13.50	13.50	13.50	13.50	13.50	NS

This report shall not be reproduced without the written approval of UL Verification Services Inc.

Bandwidth	Band	Channel	Frequency (MHz)	Maximum Output Power (dBm)																																								
				MIMO																																								
				ANT5 / ANT6																																								
				11n/11ac HT20 (2Tx, CDD) Low Rate	11n/11ac HT20 (2Tx, CDD) Mid Rate	11n/11ac HT20 (2Tx, CDD) High Rate	11ax/11be HE20/EHT20 (2Tx, CDD) Low Rate	11ax/11be HE20/EHT20 (2Tx, CDD) Mid Rate	11ax/11be HE20/EHT20 (2Tx, CDD) High Rate	11be EHT20 RU106_26 (2Tx, CDD)	11ax/11be HE20/EHT20 RU106 (2Tx, CDD)	11be EHT20 RU52_26 (2Tx, CDD)	11ax/11be HE20/EHT20 RU52 (2Tx, CDD)	11ax/11be HE20/EHT20 RU26 (2Tx, CDD)	11n/11ac HT20 (2Tx, SDM) Low Rate	11n/11ac HT20 (2Tx, SDM) Mid Rate	11n/11ac HT20 (2Tx, SDM) High Rate	11ax/11be HE20/EHT20 (2Tx, SDM) Low Rate	11ax/11be HE20/EHT20 (2Tx, SDM) Mid Rate	11ax/11be HE20/EHT20 (2Tx, SDM) High Rate	11be EHT20 RU106_26 (2Tx, SDM)	11ax/11be HE20/EHT20 RU106 (2Tx, SDM)	11be EHT20 RU52_26 (2Tx, SDM)	11ax/11be HE20/EHT20 RU52 (2Tx, SDM)	11ax/11be HE20/EHT20 RU26 (2Tx, SDM)	11n/11ac HT20 (2Tx, TxBF) Low Rate	11n/11ac HT20 (2Tx, TxBF) Mid Rate	11n/11ac HT20 (2Tx, TxBF) High Rate	11ax/11be HE20/EHT20 (2Tx, TxBF) Low Rate	11ax/11be HE20/EHT20 (2Tx, TxBF) Mid Rate	11ax/11be HE20/EHT20 (2Tx, TxBF) High Rate	11be EHT20 RU106_26 (2Tx, TxBF)	11ax/11be HE20/EHT20 RU106 (2Tx, TxBF)	11be EHT20 RU52_26 (2Tx, TxBF)	11ax/11be HE20/EHT20 RU52 (2Tx, TxBF)	11ax/11be HE20/EHT20 RU26 (2Tx, TxBF)								
20 MHz	U-NII-1	36	5180	17.30	17.30	17.30	17.40	17.20	17.00	14.40	13.30	13.80	11.70	9.00	17.30	17.30	17.30	17.40	17.20	17.00	14.40	13.30	13.80	11.70	9.00	NS	NS	NS	NS	NS	NS	NS	NS	NS	NS	NS								
		40	5200	18.20	18.20	18.20	18.30	18.30	18.30	16.10	14.70	13.90	11.90	9.10	18.20	18.20	18.20	18.30	18.30	18.30	16.10	14.70	13.90	11.90	9.10	NS	NS	NS	NS	NS	NS	NS	NS	NS	NS	NS								
		44	5220	18.20	18.20	18.20	18.30	18.30	18.30	15.80	14.80	13.90	11.70	9.10	18.20	18.20	18.20	18.30	18.30	18.30	15.80	14.80	13.90	11.70	9.10	NS	NS	NS	NS	NS	NS	NS	NS	NS	NS	NS								
		48	5240	18.10	18.10	18.10	18.30	18.30	18.30	15.90	14.90	13.80	11.80	9.00	18.10	18.10	18.10	18.30	18.30	18.30	15.90	14.90	13.80	11.80	9.00	NS	NS	NS	NS	NS	NS	NS	NS	NS	NS	NS								
	U-NII-2A	52	5260	18.10	18.10	18.10	18.20	18.20	18.20	16.00	15.00	14.00	11.90	NS	18.10	18.10	18.10	18.20	18.20	18.20	16.00	15.00	14.00	11.90	NS	NS	NS	NS	NS	NS	NS	NS	NS	NS	NS	NS								
		56	5280	18.00	18.00	18.00	18.20	18.20	18.20	15.90	14.90	13.70	11.80	NS	18.00	18.00	18.00	18.20	18.20	18.20	15.90	14.90	13.70	11.80	NS	NS	NS	NS	NS	NS	NS	NS	NS	NS	NS	NS								
		60	5300	18.10	18.10	18.10	18.30	18.30	18.30	15.90	14.90	13.80	11.90	NS	18.10	18.10	18.10	18.30	18.30	18.30	15.90	14.90	13.80	11.90	NS	NS	NS	NS	NS	NS	NS	NS	NS	NS	NS	NS								
		64	5320	17.50	17.50	17.50	17.50	17.20	17.00	14.30	13.50	13.80	11.90	NS	17.50	17.50	17.50	17.50	17.20	17.00	14.30	13.50	13.80	11.90	NS	NS	NS	NS	NS	NS	NS	NS	NS	NS	NS	NS								
	U-NII-2C	100	5500	17.00	16.50	16.00	16.50	16.00	15.50	14.50	13.50	13.90	11.80	NS	17.00	16.50	16.00	16.50	16.00	15.50	14.50	13.50	13.90	11.80	NS	NS	NS	NS	NS	NS	NS	NS	NS	NS	NS	NS								
		104	5520	18.20	18.20	18.20	18.30	18.30	18.30	16.00	14.80	13.80	11.80	NS	18.20	18.20	18.20	18.30	18.30	18.30	16.00	14.80	13.80	11.80	NS	NS	NS	NS	NS	NS	NS	NS	NS	NS	NS	NS								
		108	5540	18.20	18.20	18.20	18.40	18.40	18.40	15.80	14.90	13.90	11.80	NS	18.20	18.20	18.20	18.40	18.40	18.40	15.80	14.90	13.90	11.80	NS	NS	NS	NS	NS	NS	NS	NS	NS	NS	NS	NS								
		112	5560	18.10	18.10	18.10	18.00	18.00	18.00	15.90	15.00	13.90	12.00	NS	18.10	18.10	18.10	18.00	18.00	18.00	15.90	15.00	13.90	12.00	NS	NS	NS	NS	NS	NS	NS	NS	NS	NS	NS	NS								
		116	5580	18.00	18.00	18.00	18.10	18.10	18.10	15.90	15.00	13.90	11.90	NS	18.00	18.00	18.00	18.10	18.10	18.10	15.90	15.00	13.90	11.90	NS	NS	NS	NS	NS	NS	NS	NS	NS	NS	NS	NS								
		120	5600	18.20	18.20	18.20	18.20	18.20	18.20	15.90	14.90	13.90	11.80	NS	18.20	18.20	18.20	18.20	18.20	18.20	15.90	14.90	13.90	11.80	NS	NS	NS	NS	NS	NS	NS	NS	NS	NS	NS	NS								
		124	5620	18.00	18.00	18.00	18.30	18.30	18.30	15.90	14.90	13.90	11.90	NS	18.00	18.00	18.00	18.30	18.30	18.30	15.90	14.90	13.90	11.90	NS	NS	NS	NS	NS	NS	NS	NS	NS	NS	NS	NS								
		128	5640	18.10	18.10	18.10	18.30	18.30	18.30	15.90	14.90	13.90	11.80	NS	18.10	18.10	18.10	18.30	18.30	18.30	15.90	14.90	13.90	11.80	NS	NS	NS	NS	NS	NS	NS	NS	NS	NS	NS	NS								
		132	5660	18.10	18.10	18.10	18.30	18.30	18.30	15.90	14.70	13.90	12.00	NS	18.10	18.10	18.10	18.30	18.30	18.30	15.90	14.70	13.90	12.00	NS	NS	NS	NS	NS	NS	NS	NS	NS	NS	NS	NS								
		136	5680	18.20	18.20	18.20	18.30	18.30	18.30	15.90	14.90	13.90	11.90	NS	18.20	18.20	18.20	18.30	18.30	18.30	15.90	14.90	13.90	11.90	NS	NS	NS	NS	NS	NS	NS	NS	NS	NS	NS	NS								
		140	5700	16.00	15.50	15.00	15.50	15.00	14.50	14.40	13.50	13.90	11.90	NS	16.00	15.50	15.00	15.50	15.00	14.50	14.40	13.50	13.90	11.90	NS	NS	NS	NS	NS	NS	NS	NS	NS	NS	NS	NS								
		144	5720	18.20	18.20	18.20	18.30	18.30	18.30	15.90	14.90	13.90	11.90	NS	18.20	18.20	18.20	18.30	18.30	18.30	15.90	14.90	13.90	11.90	NS	NS	NS	NS	NS	NS	NS	NS	NS	NS	NS	NS								
	U-NII-3	149	5745	20.00	20.00	20.00	20.00	20.00	20.00	20.00	20.00	20.00	20.00	20.00	20.00	20.00	20.00	20.00	20.00	20.00	20.00	20.00	20.00	20.00	20.00	NS	NS	NS	NS	NS	NS	NS	NS	NS	NS	NS								
		153	5765	20.00	20.00	20.00	20.00	20.00	20.00	20.00	20.00	20.00	20.00	20.00	20.00	20.00	20.00	20.00	20.00	20.00	20.00	20.00	20.00	20.00	20.00	NS	NS	NS	NS	NS	NS	NS	NS	NS	NS	NS								
		157	5785	20.00	20.00	20.00	20.00	20.00	20.00	20.00	20.00	20.00	20.00	20.00	20.00	20.00	20.00	20.00	20.00	20.00	20.00	20.00	20.00	20.00	20.00	NS	NS	NS	NS	NS	NS	NS	NS	NS	NS	NS								
		161	5805	20.00	20.00	20.00	20.00	20.00	20.00	20.00	20.00	20.00	20.00	20.00	20.00	20.00	20.00	20.00	20.00	20.00	20.00	20.00	20.00	20.00	20.00	NS	NS	NS	NS	NS	NS	NS	NS	NS	NS	NS								
		165	5825	20.00	20.00	20.00	20.00	20.00	20.00	20.00	20.00	20.00	20.00	20.00	20.00	20.00	20.00	20.00	20.00	20.00	20.00	20.00	20.00	20.00	20.00	NS	NS	NS	NS	NS	NS	NS	NS	NS	NS	NS								
h	Band	Channel	Frequency (MHz)	11n/11ac HT40 (2Tx, CDD) Low Rate	11n/11ac HT40 (2Tx, CDD) Mid Rate	11n/11ac HT40 (2Tx, CDD) High Rate	11ax/11be HE40/EHT40 (2Tx, CDD) Low Rate	11ax/11be HE40/EHT40 (2Tx, CDD) Mid Rate	11ax/11be HE40/EHT40 (2Tx, CDD) High Rate	11be EHT40 RU106_26 (2Tx, CDD)	11ax/11be HE40/EHT40 RU106 (2Tx, CDD)	11be EHT40 RU52_26 (2Tx, CDD)	11ax/11be HE40/EHT40 RU52 (2Tx, CDD)	11ax/11be HE40/EHT40 RU26 (2Tx, CDD)	11n/11ac HT40 (2Tx, SDM) Low Rate	11n/11ac HT40 (2Tx, SDM) Mid Rate	11n/11ac HT40 (2Tx, SDM) High Rate	11ax/11be HE40/EHT40 (2Tx, SDM) Low Rate	11ax/11be HE40/EHT40 (2Tx, SDM) Mid Rate	11ax/11be HE40/EHT40 (2Tx, SDM) High Rate	11be EHT40 RU106_26 (2Tx, SDM)	11ax/11be HE40/EHT40 RU106 (2Tx, SDM)	11be EHT40 RU52_26 (2Tx, SDM)	11ax/11be HE40/EHT40 RU52 (2Tx, SDM)	11ax/11be HE40/EHT40 RU26 (2Tx, SDM)	11n/11ac HT40 (2Tx, TxBF) Low Rate	11n/11ac HT40 (2Tx, TxBF) Mid Rate	11n/11ac HT40 (2Tx, TxBF) High Rate	11ax/11be HE40/EHT40 (2Tx, TxBF) Low Rate	11ax/11be HE40/EHT40 (2Tx, TxBF) Mid Rate	11ax/11be HE40/EHT40 (2Tx, TxBF) High Rate	11be EHT40 RU106_26 (2Tx, TxBF)	11ax/11be HE40/EHT40 RU106 (2Tx, TxBF)	11be EHT40 RU52_26 (2Tx, TxBF)	11ax/11be HE40/EHT40 RU52 (2Tx, TxBF)	11ax/11be HE40/EHT40 RU26 (2Tx, TxBF)								
40 MHz	U-NII-1	38	5190	16.00	15.70	15.50	16.00	15.70	15.50	14.40	13.30	13.80	11.70	8.90	16.00	15.70	15.50	16.00	15.70	15.50	14.40	13.30	13.80	11.70	8.90	NS	NS	NS	NS	NS	NS	NS	NS	NS	NS	NS								
		46	5230	19.50	19.50	19.50	19.50	19.50	19.50	15.80	14.80	13.80	11.70	9.00	19.50	19.50	19.50	19.50	19.50	19.50	15.80	14.80	13.80	11.70	9.00	NS	NS	NS	NS	NS	NS	NS	NS	NS	NS	NS								
	U-NII-2A	54	5270	19.50	19.50	19.50	19.50	19.50	19.50	15.90	14.90	13.70	11.80	NS	19.50	19.50	19.50	19.50	19.50	19.50	15.90	14.90	13.70	11.80	NS	NS	NS	NS	NS	NS	NS	NS	NS	NS	NS	NS								
		62	5310	16.50	16.20	16.00	16.00	15.70	15.50	14.30	13.50	13.80	11.90	NS	16.50	16.20	16.00	16.00	15.70	15.50	14.30	13.50	13.80	11.90	NS	NS	NS	NS	NS	NS	NS	NS	NS	NS	NS	NS								
	U-NII-2C	102	5510	15.00	14.70	14.50	14.50	14.20	14.00	14.00	13.40	13.80	11.80	NS	15.00	14.70	14.50	14.50	14.20	14.00	14.00	13.40	13.80	11.80	NS	NS	NS	NS	NS	NS	NS	NS	NS	NS	NS	NS								
		110	5550	19.50	19.50	19.50	19.50	19.50	19.50	15.80	14.90	13.80	11.80	NS	19.50	19.50	19.50	19.50	19.50	19.50	15.80	14.90	13.80	11.80	NS	NS	NS	NS	NS	NS	NS	NS	NS	NS	NS	NS								
		118	5590	19.50	19.50	19.50	19.50	19.50	19.50	15.80	14.90	13.80	11.80	NS	19.50	19.50	19.50	19.50	19.50	19.50	15.80	14.90	13.80	11.80	NS	NS	NS	NS	NS	NS	NS	NS	NS	NS	NS	NS								
		126	5630	19.50	19.50	19.50	19.50	19.50	19.50	15.80	14.90	13.70	11.80	NS	19.50	19.50	19.50	19.50	19.50	19.50	15.80	14.90	13.70	11.80	NS	NS	NS	NS	NS	NS	NS	NS	NS	NS	NS	NS								
		134	5670	19.00	19.00	19.00	18.50	18.50	18.50	15.00	14.70	13.80	11.90	NS	19.00	19.00	19.00	18.50	18.50	18.50	15.00	14.70	13.80	11.90	NS	NS	NS	NS	NS	NS	NS	NS	NS	NS	NS	NS								
		142	5710	19.50	19.50	19.50	19.50	19.50	19.50	15.80	14.50	14.00	11.90	NS	19.50	19.50	19.50	19.50	19.50	19.50	15.80	14.50	14.00	11.90	NS	NS	NS	NS	NS	NS	NS	NS	NS	NS	NS	NS								
	U-NII-3	151	5755	20.00	20.00	20.00	20.00	20.00	20.00	20.00	20.00	20.00	20.00	20.00	20.00	20.00	20.00	20.00	20.00	20.00	20.00	20.00	20.00	20.00	20.00	NS	NS	NS	NS	NS	NS	NS	NS	NS	NS	NS								
		159	5795	20.00	20.00	20.00	20.00	20.00	20.00	20.00	20.00	20.00	20.00	20.00	20.00	20.00	20.00	20.00	20.00	20.00	20.00	20.00	20.00	20.00	20.00	NS	NS	NS	NS	NS	NS	NS	NS	NS	NS	NS								
h	Band	Channel	Frequency (MHz)	11ac VHT80 (2Tx, CDD) Low Rate	11ac VHT80 (2Tx, CDD) Mid Rate	11ac VHT80 (2Tx, CDD) High Rate	11ax/11be HE80/EHT80 (2Tx, CDD) Low Rate	11ax/11be HE80/EHT80 (2Tx, CDD) Mid Rate	11ax/11be HE80/EHT80 (2Tx, CDD) High Rate	11be EHT80 RU484_242 (2Tx, CDD)	11be EHT80 RU106_26 (2Tx, CDD)	11ax/11be HE80/EHT80 RU106 (2Tx, CDD)	11be EHT80 RU52_26 (2Tx, CDD)	11ax/11be HE80/EHT80 RU52 (2Tx, CDD)	11ax/11be HE80/EHT80 RU26 (2Tx, CDD)	11ac VHT80 (2Tx, SDM) Low Rate	11ac VHT80 (2Tx, SDM) Mid Rate	11ac VHT80 (2Tx, SDM) High Rate	11ax/11be HE80/EHT80 (2Tx, SDM) Low Rate	11ax/11be HE80/EHT80 (2Tx, SDM) Mid Rate	11ax/11be HE80/EHT80 (2Tx, SDM) High Rate	11be EHT80 RU484_242 (2Tx, SDM)	11be EHT80 RU106_26 (2Tx, SDM)	11ax/11be HE80/EHT80 RU106 (2Tx, SDM)	11be EHT80 RU52_26 (2Tx, SDM)	11ax/11be HE80/EHT80 RU52 (2Tx, SDM)	11ax/11be HE80/EHT80 RU26 (2Tx, SDM)	11ac VHT80 (2Tx, TxBF) Low Rate	11ac VHT80 (2Tx, TxBF) Mid Rate	11ac VHT80 (2Tx, TxBF) High Rate	11ax/11be HE80/EHT80 (2Tx, TxBF) Low Rate	11ax/11be HE80/EHT80 (2Tx, TxBF) Mid Rate	11ax/11be HE80/EHT80 (2Tx, TxBF) High Rate	11be EHT80 RU484_242 (2Tx, TxBF)	11be EHT80 RU106_26 (2Tx, TxBF)	11ax/11be HE80/EHT80 RU106 (2Tx, TxBF)	11be EHT80 RU52_26 (2Tx, TxBF)	11ax/11be HE80/EHT80 RU52 (2Tx, TxBF)	11ax/11be HE80/EHT80 RU26 (2Tx, TxBF)					
80 MHz	U-NII-1	42	5210	15.50	15.00	14.50	15.50	15.00	14.50	14.50	14.40	13.30	13.80	11.70	9.00	15.50	15.00	14.50	15.50	15.00	14.50	14.50	14.40	13.30	13.80	11.70	9.00	NS	NS	NS	NS	NS	NS	NS	NS	NS	NS	NS	NS					
	U-NII-2A	58	5290	15.50	15.20	15.00	14.50	14.20	14.00	14.00	14.00	13.50	13.70	11.80	NS	15.50	15.20	15.00	14.50	14.20	14.00	14.00	14.00	13.50	13.70	11.80	NS	NS	NS	NS	NS	NS	NS	NS	NS	NS	NS	NS	NS					
	U-NII-2C	106	5530	14.50	14.00	13.70	14.20	13.70	13.20	13.20	13.20	13.20	13.20	11.80	NS	14.50	14.00	13.70	14.20	13.70	13.20	13.20	13.20	13.20	13.20	11.80	NS	NS	NS	NS	NS	NS	NS	NS	NS	NS	NS	NS	NS					
		122	5610	19.50	19.50	19.50	19.50	19.50	19.50	19.50	15.90	14.90	13.90	11.80	NS	19.50	19.50	19.50	19.50	19.50	19.50	19.50	15.90	14.90	13.90	11.80	NS	NS	NS	NS	NS	NS	NS	NS	NS	NS	NS	NS	NS					
		138	5690	19.50	19.50	19.50	19.50	19.50	19.50	19.50	16.00	14.50	13.90	11.90	NS	19.50	19.50	19.50	19.50	19.50	19.50	19.50	16.00	14.50	13.90	11.90	NS	NS	NS	NS	NS	NS	NS	NS	NS	NS	NS	NS	NS					
	U-NII-3	155	5775	20.00	20.00	20.00	20.00	20.00	20.00	20.00	20.00	20.00	20.00	20.00	20.00	20.00	20.00	20.00	20.00	20.00	20.00	20.00	20.00	20.00	20.00	20.00	20.00	NS	NS	NS	NS	NS	NS	NS	NS	NS	NS	NS	NS					
h	Band	Channel	Frequency (MHz)	11ac VHT160 (2Tx, CDD) Mid Rate	11ac VHT160 (2Tx, CDD) High Rate	11ax/11be HE160/EHT160 (2Tx, CDD) Low Rate	11ax/11be HE160/EHT160 (2Tx, CDD) Mid Rate	11ax/11be HE160/EHT160 (2Tx, CDD) High Rate	11be EHT160 RU996_484_242 (2Tx, CDD)	11be EHT160 RU996_484 (2Tx, CDD)	11be EHT160 RU484_242 (2Tx, CDD)	11be EHT160 RU106_26 (2Tx, CDD)	11ax/11be HE160/EHT160 RU106 (2Tx, CDD)	11be EHT160 RU52_26 (2Tx, CDD)	11ax/11be HE160/EHT160 RU52 (2Tx, CDD)	11ax/11be HE160/EHT160 RU26 (2Tx, CDD)	11ac VHT160 (2Tx, SDM) Low Rate	11ac VHT160 (2Tx, SDM) Mid Rate	11ac VHT160 (2Tx, SDM) High Rate	11ax/11be HE160/EHT160 (2Tx, SDM) Low Rate	11ax/11be HE160/EHT160 (2Tx, SDM) Mid Rate	11ax/11be HE160/EHT160 (2Tx, SDM) High Rate	11be EHT160 RU996_484_242 (2Tx, SDM)	11be EHT160 RU996_484 (2Tx, SDM)	11be EHT160 RU484_242 (2Tx, SDM)	11be EHT160 RU106_26 (2Tx, SDM)	11ax/11be HE160/EHT160 RU106 (2Tx, SDM)	11be EHT160 RU52_26 (2Tx, SDM)	11ax/11be HE160/EHT160 RU52 (2Tx, SDM)	11ax/11be HE160/EHT160 RU26 (2Tx, SDM)	11ac VHT160 (2Tx, TxBF) Low Rate	11ac VHT160 (2Tx, TxBF) Mid Rate	11ac VHT160 (2Tx, TxBF) High Rate	11ax/11be HE160/EHT160 (2Tx, TxBF) Low Rate	11ax/11be HE160/EHT160 (2Tx, TxBF) Mid Rate	11ax/11be HE160/EHT160 (2Tx, TxBF) High Rate	11be EHT160 RU996_484_242 (2Tx, TxBF)	11be EHT160 RU996_484 (2Tx, TxBF)	11be EHT160 RU484_242 (2Tx, TxBF)	11be EHT160 RU106_26 (2Tx, TxBF)	11ax/11be HE160/EHT160 RU106 (2Tx, TxBF)	11be EHT160 RU52_26 (2Tx, TxBF)	11ax/11be HE160/EHT160 RU52 (2Tx, TxBF)	11ax/11be HE160/EHT160 RU26 (2Tx, TxBF)
160 MHz	U-NII-1&2A	50	5250	15.00	14.50	15.00	14.50	13.50	13.50	13.50	13.50	13.50	13.30	13.50	11.70	NS	15.50	15.00	14.50	15.00	14.50	13.50	13.50	13.50	13.50	13.50	13.30	13.50	11.70	NS	NS	NS	NS	NS	NS	NS	NS	NS	NS	NS	NS	NS	NS	NS
	U-NII-2C	114	5570	13.70	13.50	14.00	13.50	13.00	12.00	12.00	12.00	12.00	12.00	12.00	11.70	NS	14.20	13.70	13.50	14.00	13.50	13.00	12.00	12.00	12.00	12.00	12.00	12.00	11.70	NS	NS	NS	NS	NS	NS	NS	NS	NS	NS	NS	NS	NS	NS	NS

Wi-Fi 5 GHz(Power States) for SAR Power

For 5 GHz band, there are use 6 difference Power States(PS):

Connectivity Power State	Cellular (2 PS)	Connectivity (6 PS)	802.15.4ab (1 PS)
Connectivity PS1	OFF	ON	OFF
Connectivity PS2	OFF	ON	ON
Connectivity PS3	ON PS2	ON	OFF
Connectivity PS4	ON PS2	ON	ON
Connectivity PS5	ON PS1	ON	OFF
Connectivity PS6	ON PS1	ON	ON

1. Connectivity refers to the following technologies: Wi-Fi 2.4/5/6 GHz, Bluetooth 2.4 GHz, NB-UNII, and 802.15.4.
2. Cellular PS1: Combines with Connectivity PS5 and PS6.
3. Cellular PS2: Combines with Connectivity PS3 and PS4.
4. 802.15.4ab only combines with Connectivity PS 2, 4, and 6.
5. SAR measurements were performed only once for Cellular PS1. Cellular PS2 has a reduced Tune-Up Limit and uses the same measured conducted power as PS1.

This report shall not be reproduced without the written approval of UL Verification Services Inc.

Antenna	Mode	Bandwidth	Channel	Frequency	Maximum Output Power (dBm)											
					Power State 1		Power State 2		Power State 3		Power State 4		Power State 5		Power State 6	
					Mode A	Mode B	Mode A	Mode B	Mode A	Mode B	Mode A	Mode B	Mode A	Mode B	Mode A	Mode B
ANT5	U-NII-1 5.2 GHz (SISO)	802.11a 20 MHz	36	5180	19.50	19.25	19.50	19.25	19.50	16.50	19.50	15.75	19.50	14.75	19.50	13.50
			40	5200	19.50	19.25	19.50	19.25	19.50	16.50	19.50	15.75	19.50	14.75	19.50	13.50
			44	5220	19.50	19.25	19.50	19.25	19.50	16.50	19.50	15.75	19.50	14.75	19.50	13.50
			48	5240	19.50	19.25	19.50	19.25	19.50	16.50	19.50	15.75	19.50	14.75	19.50	13.50
		802.11n/ac 40 MHz	38	5190	17.50	17.50	17.50	17.50	17.50	16.50	17.50	15.75	17.50	14.75	17.50	13.50
			46	5230	19.50	19.25	19.50	19.25	19.50	16.50	19.50	15.75	19.50	14.75	19.50	13.50
		802.11ac 80 MHz	42	5210	17.50	17.50	17.50	17.50	17.50	16.50	17.50	15.75	17.50	14.75	17.50	13.50
	U-NII-2A 5.3 GHz (SISO)	802.11a 20 MHz	52	5260	19.50	19.50	19.50	19.50	19.50	16.75	19.50	16.00	19.50	15.00	19.50	13.75
			56	5280	19.50	19.50	19.50	19.50	19.50	16.75	19.50	16.00	19.50	15.00	19.50	13.75
			60	5300	19.50	19.50	19.50	19.50	19.50	16.75	19.50	16.00	19.50	15.00	19.50	13.75
			64	5320	19.50	19.50	19.50	19.50	19.50	16.75	19.50	16.00	19.50	15.00	19.50	13.75
		802.11n/ac 40 MHz	54	5270	**19.50**	**19.50**	**19.50**	**19.50**	**19.50**	16.75	**19.50**	16.00	**19.50**	15.00	**19.50**	13.75
			62	5310	**17.50**	**17.50**	**17.50**	**17.50**	**17.50**	16.75	**17.50**	16.00	**17.50**	15.00	**17.50**	13.75
		802.11ac 80 MHz	58	5290	17.00	17.00	17.00	17.00	17.00	**16.75**	17.00	16.00	17.00	15.00	17.00	13.75
		802.11ac 160 MHz	50	5250	16.50	16.50	16.50	16.50	16.50	16.50	16.50	**16.00**	16.50	**15.00**	16.50	**13.75**
	Mode	Bandwidth	Channel	Frequency	Maximum Output Power (dBm)											
					Power State 1		Power State 2		Power State 3		Power State 4		Power State 5		Power State 6	
					Mode A	Mode B	Mode A	Mode B	Mode A	Mode B	Mode A	Mode B	Mode A	Mode B	Mode A	Mode B
	U-NII-2C 5.5 GHz (SISO)	802.11a 20 MHz	100	5500	17.50	16.75	17.50	16.75	17.50	14.00	17.50	13.25	17.50	12.25	17.50	11.00
			104	5520	19.50	16.75	19.50	16.75	19.50	14.00	19.50	13.25	19.50	12.25	19.50	11.00
			108	5540	19.50	16.75	19.50	16.75	19.50	14.00	19.50	13.25	19.50	12.25	19.50	11.00
			112	5560	19.50	16.75	19.50	16.75	19.50	14.00	19.50	13.25	19.50	12.25	19.50	11.00
			116	5580	19.50	16.75	19.50	16.75	19.50	14.00	19.50	13.25	19.50	12.25	19.50	11.00
			120	5600	19.50	16.75	19.50	16.75	19.50	14.00	19.50	13.25	19.50	12.25	19.50	11.00
			124	5620	19.50	16.75	19.50	16.75	19.50	14.00	19.50	13.25	19.50	12.25	19.50	11.00
			128	5640	19.50	16.75	19.50	16.75	19.50	14.00	19.50	13.25	19.50	12.25	19.50	11.00
			132	5660	19.50	16.75	19.50	16.75	19.50	14.00	19.50	13.25	19.50	12.25	19.50	11.00
			136	5680	19.50	16.75	19.50	16.75	19.50	14.00	19.50	13.25	19.50	12.25	19.50	11.00
			140	5700	17.00	16.75	17.00	16.75	17.00	14.00	17.00	13.25	17.00	12.25	17.00	11.00
			144	5720	19.50	16.75	19.50	16.75	19.50	14.00	19.50	13.25	19.50	12.25	19.50	11.00
		802.11n/ac 40 MHz	102	5510	16.00	16.00	16.00	16.00	16.00	14.00	16.00	13.25	16.00	12.25	16.00	11.00
			110	5550	19.50	16.75	19.50	16.75	19.50	14.00	19.50	13.25	19.50	12.25	19.50	11.00
			118	5590	19.50	16.75	19.50	16.75	19.50	14.00	19.50	13.25	19.50	12.25	19.50	11.00
			126	5630	19.50	16.75	19.50	16.75	19.50	14.00	19.50	13.25	19.50	12.25	19.50	11.00
			134	5670	19.50	16.75	19.50	16.75	19.50	14.00	19.50	13.25	19.50	12.25	19.50	11.00
			142	5710	19.50	16.75	19.50	16.75	19.50	14.00	19.50	13.25	19.50	12.25	19.50	11.00
		802.11ac 80 MHz	106	5530	**15.50**	**15.50**	**15.50**	**15.50**	**15.50**	14.00	**15.50**	13.25	**15.50**	12.25	**15.50**	11.00
			122	5610	**19.50**	**16.75**	**19.50**	**16.75**	**19.50**	14.00	**19.50**	13.25	**19.50**	12.25	**19.50**	11.00
			138	5690	**19.50**	**16.75**	**19.50**	**16.75**	**19.50**	14.00	**19.50**	13.25	**19.50**	12.25	**19.50**	11.00
		802.11ac 160 MHz	114	5570	15.70	15.70	15.70	15.70	15.70	**14.00**	15.70	**13.25**	15.70	**12.25**	15.70	**11.00**
	Mode	Bandwidth	Channel	Frequency	Maximum Output Power (dBm)											
					Power State 1		Power State 2		Power State 3		Power State 4		Power State 5		Power State 6	
					Mode A	Mode B	Mode A	Mode B	Mode A	Mode B	Mode A	Mode B	Mode A	Mode B	Mode A	Mode B
	U-NII-3 5.8 GHz (SISO)	802.11a 20 MHz	149	5745	20.00	16.25	20.00	16.25	20.00	13.25	20.00	12.50	20.00	11.50	20.00	10.25
			153	5765	20.00	16.25	20.00	16.25	20.00	13.25	20.00	12.50	20.00	11.50	20.00	10.25
			157	5785	20.00	16.25	20.00	16.25	20.00	13.25	20.00	12.50	20.00	11.50	20.00	10.25
			161	5805	20.00	16.25	20.00	16.25	20.00	13.25	20.00	12.50	20.00	11.50	20.00	10.25
			165	5825	20.00	16.25	20.00	16.25	20.00	13.25	20.00	12.50	20.00	11.50	20.00	10.25
		802.11n/ac 40 MHz	151	5755	20.00	16.25	20.00	16.25	20.00	13.25	20.00	12.50	20.00	11.50	20.00	10.25
			159	5795	20.00	16.25	20.00	16.25	20.00	13.25	20.00	12.50	20.00	11.50	20.00	10.25
		802.11ac 80 MHz	155	5775	**20.00**	**16.25**	**20.00**	**16.25**	**20.00**	**13.25**	**20.00**	**12.50**	**20.00**	**11.50**	**20.00**	**10.25**

Note(s):

Power State 1 and 2 have the same maximum output power.

This report shall not be reproduced without the written approval of UL Verification Services Inc.

Antenna	Mode	Bandwidth	Channel	Frequency	Maximum Output Power (dBm)											
					Power State 1		Power State 2		Power State 3		Power State 4		Power State 5		Power State 6	
					Mode A	Mode B	Mode A	Mode B	Mode A	Mode B	Mode A	Mode B	Mode A	Mode B	Mode A	Mode B
ANT6	U-NII-1 5.2 GHz (SISO)	802.11a 20 MHz	36	5180	19.00	13.00	19.00	13.00	19.00	10.25	19.00	9.50	19.00	8.50	19.00	7.25
			40	5200	19.50	13.00	19.50	13.00	19.50	10.25	19.50	9.50	19.50	8.50	19.50	7.25
			44	5220	19.50	13.00	19.50	13.00	19.50	10.25	19.50	9.50	19.50	8.50	19.50	7.25
			48	5240	19.50	13.00	19.50	13.00	19.50	10.25	19.50	9.50	19.50	8.50	19.50	7.25
		802.11n/ac 40 MHz	38	5190	16.50	13.00	16.50	13.00	16.50	10.25	16.50	9.50	16.50	8.50	16.50	7.25
			46	5230	19.50	13.00	19.50	13.00	19.50	10.25	19.50	9.50	19.50	8.50	19.50	7.25
		802.11ac 80 MHz	42	5210	16.50	13.00	16.50	13.00	16.50	10.25	16.50	9.50	16.50	8.50	16.50	7.25
	U-NII-2A 5.3 GHz (SISO)	802.11a 20 MHz	52	5260	19.50	13.00	19.50	13.00	19.50	10.25	19.50	9.50	19.50	8.50	19.50	7.25
			56	5280	19.50	13.00	19.50	13.00	19.50	10.25	19.50	9.50	19.50	8.50	19.50	7.25
			60	5300	19.50	13.00	19.50	13.00	19.50	10.25	19.50	9.50	19.50	8.50	19.50	7.25
			64	5320	19.00	13.00	19.00	13.00	19.00	10.25	19.00	9.50	19.00	8.50	19.00	7.25
		802.11n/ac 40 MHz	54	5270	**19.50**	13.00	**19.50**	13.00	**19.50**	10.25	19.50	9.50	**19.50**	8.50	19.50	7.25
			62	5310	**16.50**	13.00	**16.50**	13.00	**16.50**	10.25	16.50	9.50	**16.50**	8.50	16.50	7.25
		802.11ac 80 MHz	58	5290	16.00	13.00	16.00	13.00	16.00	10.25	**16.00**	9.50	16.00	8.50	**16.00**	7.25
		802.11ac 160 MHz	50	5250	16.50	**13.00**	16.50	**13.00**	16.50	**10.25**	16.50	**9.50**	16.50	**8.50**	16.50	**7.25**
	Mode	Bandwidth	Channel	Frequency	Maximum Output Power (dBm)											
					Power State 1		Power State 2		Power State 3		Power State 4		Power State 5		Power State 6	
					Mode A	Mode B	Mode A	Mode B	Mode A	Mode B	Mode A	Mode B	Mode A	Mode B	Mode A	Mode B
	U-NII-2C 5.5 GHz (SISO)	802.11a 20 MHz	100	5500	17.50	13.00	17.50	13.00	17.50	9.75	17.50	9.00	17.50	8.00	17.50	6.75
			104	5520	19.50	13.00	19.50	13.00	19.50	9.75	19.50	9.00	19.50	8.00	19.50	6.75
			108	5540	19.50	13.00	19.50	13.00	19.50	9.75	19.50	9.00	19.50	8.00	19.50	6.75
			112	5560	19.50	13.00	19.50	13.00	19.50	9.75	19.50	9.00	19.50	8.00	19.50	6.75
			116	5580	19.50	13.00	19.50	13.00	19.50	9.75	19.50	9.00	19.50	8.00	19.50	6.75
			120	5600	19.50	13.00	19.50	13.00	19.50	9.75	19.50	9.00	19.50	8.00	19.50	6.75
			124	5620	19.50	13.00	19.50	13.00	19.50	9.75	19.50	9.00	19.50	8.00	19.50	6.75
			128	5640	19.50	13.00	19.50	13.00	19.50	9.75	19.50	9.00	19.50	8.00	19.50	6.75
			132	5660	19.50	13.00	19.50	13.00	19.50	9.75	19.50	9.00	19.50	8.00	19.50	6.75
			136	5680	19.50	13.00	19.50	13.00	19.50	9.75	19.50	9.00	19.50	8.00	19.50	6.75
			140	5700	17.00	13.00	17.00	13.00	17.00	9.75	17.00	9.00	17.00	8.00	17.00	6.75
			144	5720	19.50	13.00	19.50	13.00	19.50	9.75	19.50	9.00	19.50	8.00	19.50	6.75
		802.11n/ac 40 MHz	102	5510	15.50	13.00	15.50	13.00	15.50	9.75	15.50	9.00	15.50	8.00	15.50	6.75
			110	5550	19.50	13.00	19.50	13.00	19.50	9.75	19.50	9.00	19.50	8.00	19.50	6.75
			118	5590	19.50	13.00	19.50	13.00	19.50	9.75	19.50	9.00	19.50	8.00	19.50	6.75
			126	5630	19.50	13.00	19.50	13.00	19.50	9.75	19.50	9.00	19.50	8.00	19.50	6.75
			134	5670	19.50	13.00	19.50	13.00	19.50	9.75	19.50	9.00	19.50	8.00	19.50	6.75
			142	5710	19.50	13.00	19.50	13.00	19.50	9.75	19.50	9.00	19.50	8.00	19.50	6.75
		802.11ac 80 MHz	106	5530	**15.00**	13.00	**15.00**	13.00	**15.00**	9.75	**15.00**	9.00	**15.00**	8.00	**15.00**	6.75
			122	5610	**19.50**	13.00	**19.50**	13.00	**19.50**	9.75	**19.50**	9.00	**19.50**	8.00	**19.50**	6.75
			138	5690	**19.50**	13.00	**19.50**	13.00	**19.50**	9.75	**19.50**	9.00	**19.50**	8.00	**19.50**	6.75
		802.11ac 160 MHz	114	5570	15.00	**13.00**	15.00	**13.00**	15.00	**9.75**	15.00	**9.00**	15.00	**8.00**	15.00	**6.75**
	Mode	Bandwidth	Channel	Frequency	Maximum Output Power (dBm)											
					Power State 1		Power State 2		Power State 3		Power State 4		Power State 5		Power State 6	
					Mode A	Mode B	Mode A	Mode B	Mode A	Mode B	Mode A	Mode B	Mode A	Mode B	Mode A	Mode B
	U-NII-3 5.8 GHz (SISO)	802.11a 20 MHz	149	5745	20.00	14.50	20.00	14.50	20.00	11.75	20.00	11.00	20.00	10.00	20.00	8.75
			153	5765	20.00	14.50	20.00	14.50	20.00	11.75	20.00	11.00	20.00	10.00	20.00	8.75
			157	5785	20.00	14.50	20.00	14.50	20.00	11.75	20.00	11.00	20.00	10.00	20.00	8.75
			161	5805	20.00	14.50	20.00	14.50	20.00	11.75	20.00	11.00	20.00	10.00	20.00	8.75
			165	5825	20.00	14.50	20.00	14.50	20.00	11.75	20.00	11.00	20.00	10.00	20.00	8.75
		802.11n/ac 40 MHz	151	5755	20.00	14.50	20.00	14.50	20.00	11.75	20.00	11.00	20.00	10.00	20.00	8.75
			159	5795	20.00	14.50	20.00	14.50	20.00	11.75	20.00	11.00	20.00	10.00	20.00	8.75
		802.11ac 80 MHz	155	5775	**20.00**	**14.50**	**20.00**	**14.50**	**20.00**	**11.75**	**20.00**	**11.00**	**20.00**	**10.00**	**20.00**	**8.75**

Note(s):

Power State 1 and 2 have the same maximum output power.

This report shall not be reproduced without the written approval of UL Verification Services Inc.

Wi-Fi 5 GHz Measured Results

The maximum output power specified for production units are determined for all applicable 802.11 transmission modes in each standalone and aggregated frequency band. Maximum output power is measured for the highest maximum output power configuration(s) in each frequency band according to the default power measurement procedures.

When the same transmission mode configurations have the same maximum output power on the same channel for the 802.11 a/g/n/ac modes, the channel in the lower order/sequence 802.11 mode (i.e. a, g, n then ac) is selected.

SAR Test reduction was applied from KDB 248227 guidance, Sec. 2.1, b), 1) when the same maximum output power is specified for multiple transmission modes in a frequency band, the largest channel bandwidth, lowest order modulation, lowest data rate and lowest order 802.11a/g/n/ac mode is used for SAR measurement, on the highest measured output power channel in the initial test configuration, for each frequency band. Additional output power measurements were not deemed necessary.

Power Mode	Antenna	Power Mode A						Power Mode B					
		Band	Mode	Ch #	Freq. (MHz)	Meas Pwr (dBm)	Max Output Pwr (dBm)	Band	Mode	Ch #	Freq. (MHz)	Meas Pwr (dBm)	Max Output Pwr (dBm)
Power States 1	ANT5	U-NII 2A	802.11n HT40	54	5270	18.30	19.50	U-NII 2A	802.11n HT40	54	5270	18.30	19.50
				62	5310	16.30	17.50			62	5310	16.30	17.50
		U-NII 2C	802.11ac VHT80	106	5530	14.90	15.50	U-NII 2C	802.11ac VHT80	106	5530	14.90	15.50
				122	5610	18.10	19.50			122	5610	15.25	16.75
				138	5690	18.10	19.50			138	5690	15.20	16.75
		U-NII 3	802.11ac VHT80	155	5775	18.30	20.00	U-NII 3	802.11ac VHT80	155	5775	15.20	16.25
	ANT6	U-NII 2A	802.11n HT40	54	5270	18.30	19.50	U-NII 2A	802.11ac VHT160	50	5250	11.20	13.00
				62	5310	15.10	16.50						
		U-NII 2C	802.11ac VHT80	106	5530	14.80	15.00	U-NII 2C	802.11ac VHT160	114	5570	11.20	13.00
				122	5610	18.30	19.50						
				138	5690	18.20	19.50						
		U-NII 3	802.11ac VHT80	155	5775	18.20	20.00	U-NII 3	802.11ac VHT80	155	5775	13.60	14.50

Power Mode	Antenna	Power Mode A						Power Mode B					
		Band	Mode	Ch #	Freq. (MHz)	Meas Pwr (dBm)	Max Output Pwr (dBm)	Band	Mode	Ch #	Freq. (MHz)	Meas Pwr (dBm)	Max Output Pwr (dBm)
Power State 3	ANT5	U-NII 2A	802.11n HT40	54	5270	18.30	19.50	U-NII 2A	802.11ac VHT80	58	5290	15.75	16.75
				62	5310	16.30	17.50						
		U-NII 2C	802.11ac VHT80	106	5530	14.90	15.50	U-NII 2C	802.11ac VHT160	114	5570	12.50	14.00
				122	5610	18.10	19.50						
				138	5690	18.10	19.50						
		U-NII 3	802.11ac VHT80	155	5775	18.30	20.00	U-NII 3	802.11ac VHT80	155	5775	12.10	13.25
	ANT6	U-NII 2A	802.11n HT40	54	5270	18.30	19.50	U-NII 2A	802.11ac VHT160	50	5250	8.40	10.25
				62	5310	15.10	16.50						
		U-NII 2C	802.11ac VHT80	106	5530	14.80	15.00	U-NII 2C	802.11ac VHT160	114	5570	8.60	9.75
				122	5610	18.30	19.50						
				138	5690	18.20	19.50						
		U-NII 3	802.11ac VHT80	155	5775	18.20	20.00	U-NII 3	802.11ac VHT80	155	5775	10.70	11.75

Power Mode	Antenna	Power Mode A						Power Mode B					
		Band	Mode	Ch #	Freq. (MHz)	Meas Pwr (dBm)	Max Output Pwr (dBm)	Band	Mode	Ch #	Freq. (MHz)	Meas Pwr (dBm)	Max Output Pwr (dBm)
Power State 4	ANT5							U-NII 2A	802.11ac VHT160	50	5250	14.60	16.00

Note(s):

1. SAR measurements were performed only once for Connectivity PS1.
2. SAR measurements were performed only once for Connectivity PS3. Connectivity PS 4, 5, and 6 have reduced Tune-Up Limits and use the same measured conducted power as PS3.
3. Additional power measurements were performed for PS4/5/6 due to the transmission mode changing from PS3.
4. SAR measurements for PS 4, 5 and 6 are calculated by scaling the SAR measurements from PS3 to the maximum power of each specific PS. In cases where the maximum power for the PS is lower than the measured conducted power for PS3 this results in a scaling factor of less than 1. This was only performed for instances where the measured conducted power was within 2dB of the reduced tune-up limit. Therefore, some SAR measurements were scaled down in accordance with inquiries to FCC.

This report shall not be reproduced without the written approval of UL Verification Services Inc.

9.9. Wi-Fi 6GHz (U-NII 5-8 Bands)

When multiple channel bandwidth configurations in a frequency band have the same specified maximum output power, the initial test configuration is determined by applying the following steps sequentially.

1) The largest channel bandwidth configuration is selected among the multiple configurations in a frequency band with the same specified maximum output power.
2) If multiple configurations have the same specified maximum output power and largest channel bandwidth, the lowest order modulation among the largest channel bandwidth configurations is selected.
3) If multiple configurations have the same specified maximum output power, largest channel bandwidth and lowest order modulation, the lowest data rate configuration among these configurations is selected.
4) When multiple transmission modes (802.11a/ax/be) have the same specified maximum output power, largest channel bandwidth, lowest order modulation and lowest data rate, the lowest order 802.11 mode is selected.

The maximum output power specified for production units are determined for all applicable 802.11 transmission modes in each standalone and aggregated frequency band. Maximum output power is measured for the highest maximum output power configuration(s) in each frequency band according to the default power measurement procedures.

Wi-Fi 6GHz Test channels were determined in one of two ways:

- Wi-Fi 6GHz was Aggregated due to the same transmission mode being selected for SAR testing. 5 total test channels from across all U-NII 5/6/7/8 were selected.
- Wi-Fi 6GHz was Split due to different transmission modes being selected for SAR testing. A minimum of 3 test channels were selected for each individual U-NII Band.

Maximum Output Power for Wi-Fi 6GHz

The table below is the maximum output power for this device. The highlighted values indicate what the overall worst-case transmission mode will be required for SAR testing per channel. In the Wi-Fi 6GHz (Power State) table, the highlighted worst-case Low/Mid/High channels are selected for Mode A and Mode B.

This report shall not be reproduced without the written approval of UL Verification Services Inc.

Standard Power (Indoor/Outdoor)

Bandwidth	Band	Channel	Frequency (MHz)	Maximum Output Power (dBm)																					
				SISO																					
				SP for ANT6											SP for ANT5										
				a (SISO,C0) Low Rate	a (SISO,C0) Mid Rate	a (SISO,C0) High Rate	11ax/11be HE20/EHT20 (SISO,C0) Low Rate	11ax/11be HE20/EHT20 (SISO,C0) Mid Rate	11ax/11be HE20/EHT20 (SISO,C0) High Rate	11be EHT20 RU106_26 (SISO,C0)	11ax/11be HE20/EHT20 RU106 (SISO,C0)	11be EHT20 RU52_26 (SISO,C0)	11ax/11be HE20/EHT20 RU52 (SISO,C0)	11ax/11be HE20/EHT20 RU26 (SISO,C0)	a (SISO,C1) Low Rate	a (SISO,C1) Mid Rate	a (SISO,C1) High Rate	11ax/11be HE20/EHT20 (SISO,C1) Low Rate	11ax/11be HE20/EHT20 (SISO,C1) Mid Rate	11ax/11be HE20/EHT20 (SISO,C1) High Rate	11be EHT20 RU106_26 (SISO,C1)	11ax/11be HE20/EHT20 RU106 (SISO,C1)	11be EHT20 RU52_26 (SISO,C1)	11ax/11be HE20/EHT20 RU52 (SISO,C1)	11ax/11be HE20/EHT20 RU26 (SISO,C1)
20 MHz	U-NII-5	2	5935	NS	NS	NS	NS	NS	NS	NS	NS	NS	NS	NS	NS	NS	NS	NS	NS	NS	NS	NS	NS	NS	NS
		1	5955	19.00	19.00	19.00	19.00	19.00	19.00	19.00	19.00	19.00	19.00	17.70	19.00	19.00	19.00	19.00	19.00	19.00	19.00	19.00	19.00	19.00	19.00
		5	5975	19.00	19.00	19.00	19.00	19.00	19.00	19.00	19.00	19.00	19.00	17.70	19.00	19.00	19.00	19.00	19.00	19.00	19.00	19.00	19.00	19.00	19.00
		9-29	5995-6095	19.00	19.00	19.00	19.00	19.00	19.00	19.00	19.00	19.00	19.00	17.50	19.00	19.00	19.00	19.00	19.00	19.00	19.00	19.00	19.00	19.00	19.00
		33-61	6115-6255	19.00	19.00	19.00	19.00	19.00	19.00	19.00	19.00	19.00	19.00	18.80	19.00	19.00	19.00	19.00	19.00	19.00	19.00	19.00	19.00	19.00	18.90
		65-85	6275-6375	19.00	19.00	19.00	19.00	19.00	19.00	19.00	19.00	19.00	19.00	18.00	19.00	19.00	19.00	19.00	19.00	19.00	19.00	19.00	19.00	19.00	19.00
		89	6395	19.00	19.00	19.00	19.00	19.00	19.00	19.00	19.00	19.00	19.00	18.40	19.00	19.00	19.00	19.00	19.00	19.00	19.00	19.00	19.00	19.00	19.00
		93	6415	19.00	19.00	19.00	19.00	19.00	19.00	19.00	19.00	19.00	19.00	18.40	19.00	19.00	19.00	19.00	19.00	19.00	19.00	19.00	19.00	19.00	19.00
	U-NII-7	117-181	6535-6855	18.50	18.50	18.50	18.50	18.50	18.50	18.50	18.50	18.50	18.50	18.10	18.50	18.50	18.50	18.50	18.50	18.50	18.50	18.50	18.50	18.50	17.40
Bandwidth	Band	Channel	Center Frequency (MHz)	11ax/11be HE40/EHT40 (SISO,C0) Low Rate	11ax/11be HE40/EHT40 (SISO,C0) Mid Rate	11ax/11be HE40/EHT40 (SISO,C0) High Rate	11be EHT40 RU106_26 (SISO,C0)	11ax/11be HE40/EHT40 RU106 (SISO,C0)	11be EHT40 RU52_26 (SISO,C0)	11ax/11be HE40/EHT40 RU52 (SISO,C0)	11ax/11be HE40/EHT40 RU26 (SISO,C0)				11ax/11be HE40/EHT40 (SISO,C1) Low Rate	11ax/11be HE40/EHT40 (SISO,C1) Mid Rate	11ax/11be HE40/EHT40 (SISO,C1) High Rate	11be EHT40 RU106_26 (SISO,C1)	11ax/11be HE40/EHT40 RU106 (SISO,C1)	11be EHT40 RU52_26 (SISO,C1)	11ax/11be HE40/EHT40 RU52 (SISO,C1)	11ax/11be HE40/EHT40 RU26 (SISO,C1)			
40 MHz	U-NII-5	3	5965	19.00	19.00	19.00	19.00	19.00	19.00	19.00	17.70				19.00	19.00	19.00	19.00	19.00	19.00	19.00	19.00			
		11	6005	19.00	19.00	19.00	19.00	19.00	19.00	19.00	17.70				19.00	19.00	19.00	19.00	19.00	19.00	19.00	19.00			
		19-27	6045-6085	19.00	19.00	19.00	19.00	19.00	19.00	19.00	17.50				19.00	19.00	19.00	19.00	19.00	19.00	19.00	19.00			
		35-59	6125-6245	19.00	19.00	19.00	19.00	19.00	19.00	19.00	18.80				19.00	19.00	19.00	19.00	19.00	19.00	19.00	18.90			
		67-75	6285-6325	19.00	19.00	19.00	19.00	19.00	19.00	19.00	18.00				19.00	19.00	19.00	19.00	19.00	19.00	19.00	19.00			
		83	6365	19.00	19.00	19.00	19.00	19.00	19.00	19.00	18.20				19.00	19.00	19.00	19.00	19.00	19.00	19.00	19.00			
		91	6405	19.00	19.00	19.00	19.00	19.00	19.00	19.00	18.30				19.00	19.00	19.00	19.00	19.00	19.00	19.00	19.00			
	U-NII-7	123-179	6565-6845	18.50	18.50	18.50	18.50	18.50	18.50	18.50	18.20				18.50	18.50	18.50	18.50	18.50	18.50	18.50	17.40			
Bandwidth	Band	Channel	Center Frequency (MHz)	11ax/11be HE80/EHT80 (SISO,C0) Low Rate	11ax/11be HE80/EHT80 (SISO,C0) Mid Rate	11ax/11be HE80/EHT80 (SISO,C0) High Rate	11be EHT80 RU484_242 (SISO,C0)	11be EHT80 RU106_26 (SISO,C0)	11ax/11be HE80/EHT80 RU106 (SISO,C0)	11be EHT80 RU52_26 (SISO,C0)	11ax/11be HE80/EHT80 RU52 (SISO,C0)	11ax/11be HE80/EHT80 RU26 (SISO,C0)			11ax/11be HE80/EHT80 (SISO,C1) Low Rate	11ax/11be HE80/EHT80 (SISO,C1) Mid Rate	11ax/11be HE80/EHT80 (SISO,C1) High Rate	11be EHT80 RU484_242 (SISO,C1)	11be EHT80 RU106_26 (SISO,C1)	11ax/11be HE80/EHT80 RU106 (SISO,C1)	11be EHT80 RU52_26 (SISO,C1)	11ax/11be HE80/EHT80 RU52 (SISO,C1)	11ax/11be HE80/EHT80 RU26 (SISO,C1)		
80 MHz	U-NII-5	7	5985	19.00	19.00	19.00	19.00	19.00	19.00	19.00	19.00	17.60			19.00	19.00	19.00	19.00	19.00	19.00	19.00	19.00	19.00		
		23	6065	19.00	19.00	19.00	19.00	19.00	19.00	19.00	19.00	17.50			19.00	19.00	19.00	19.00	19.00	19.00	19.00	19.00	19.00		
		39-55	6145-6225	19.00	19.00	19.00	19.00	19.00	19.00	19.00	19.00	18.80			19.00	19.00	19.00	19.00	19.00	19.00	19.00	19.00	18.90		
		71	6305	19.00	19.00	19.00	19.00	19.00	19.00	19.00	19.00	18.00			19.00	19.00	19.00	19.00	19.00	19.00	19.00	19.00	19.00		
		87	6385	19.00	19.00	19.00	19.00	19.00	19.00	19.00	19.00	18.20			19.00	19.00	19.00	19.00	19.00	19.00	19.00	19.00	19.00		
	U-NII-7	135-167	6625-6785	18.50	18.50	18.50	18.50	18.50	18.50	18.50	18.50	18.20			18.50	18.50	18.50	18.50	18.50	18.50	18.50	18.50	17.40		
Bandwidth	Band	Channel	Center Frequency (MHz)	11ax/11be HE160/EHT160 (SISO,C0) Low Rate	11ax/11be HE160/EHT160 (SISO,C0) Mid Rate	11ax/11be HE160/EHT160 (SISO,C0) High Rate	11be EHT160 RU996_484_242 (SISO,C0)	11be EHT160 RU996_484 (SISO,C0)	11be EHT160 RU484_242 (SISO,C0)	11be EHT160 RU106_26 (SISO,C0)	11ax/11be HE160/EHT160 RU106 (SISO,C0)	11be EHT160 RU52_26 (SISO,C0)	11ax/11be HE160/EHT160 RU52 (SISO,C0)	11ax/11be HE160/EHT160 RU26 (SISO,C0)	11ax/11be HE160/EHT160 (SISO,C1) Low Rate	11ax/11be HE160/EHT160 (SISO,C1) Mid Rate	11ax/11be HE160/EHT160 (SISO,C1) High Rate	11be EHT160 RU996_484_242 (SISO,C1)	11be EHT160 RU996_484 (SISO,C1)	11be EHT160 RU484_242 (SISO,C1)	11be EHT160 RU106_26 (SISO,C1)	11ax/11be HE160/EHT160 RU106 (SISO,C1)	11be EHT160 RU52_26 (SISO,C1)	11ax/11be HE160/EHT160 RU52 (SISO,C1)	11ax/11be HE160/EHT160 RU26 (SISO,C1)
160 MHz	U-NII-5	15	6025	18.50	18.50	18.50	18.50	18.50	18.50	18.50	18.50	18.50	18.50	17.50	18.50	18.50	18.50	18.50	18.50	18.50	18.50	18.50	18.50	18.50	18.50
		47	6185	18.50	18.50	18.50	18.50	18.50	18.50	18.50	18.50	18.50	18.50	18.50	18.50	18.50	18.50	18.50	18.50	18.50	18.50	18.50	18.50	18.50	18.50
		79	6345	18.50	18.50	18.50	18.50	18.50	18.50	18.50	18.50	18.50	18.50	18.00	18.50	18.50	18.50	18.50	18.50	18.50	18.50	18.50	18.50	18.50	18.50
	U-NII-7	143	6665	18.00	18.00	18.00	18.00	18.00	18.00	18.00	18.00	18.00	18.00	18.00	18.00	18.00	18.00	18.00	18.00	18.00	18.00	18.00	18.00	18.00	17.40

Bandwidth	Band	Channel	Frequency (MHz)	Maximum Output Power (dBm)																																
				MIMO																																
				SP for ANT5 / ANT6																																
				a (2Tx, CDD) Low Rate	a (2Tx, CDD) Mid Rate	a (2Tx, CDD) High Rate	11ax/11be HE20/EHT20 (2Tx, CDD) Low Rate	11ax/11be HE20/EHT20 (2Tx, CDD) Mid Rate	11ax/11be HE20/EHT20 (2Tx, CDD) High Rate	11be EHT20 RU106_26 (2Tx, CDD)	11ax/11be HE20/EHT20 RU106 (2Tx, CDD)	11be EHT20 RU52_26 (2Tx, CDD)	11ax/11be HE20/EHT20 RU52 (2Tx, CDD)	11ax/11be HE20/EHT20 RU26 (2Tx, CDD)	11ax/11be HE20/EHT20 (2Tx, SDM) Low Rate	11ax/11be HE20/EHT20 (2Tx, SDM) Mid Rate	11ax/11be HE20/EHT20 (2Tx, SDM) High Rate	11be EHT20 RU106_26 (2Tx, SDM)	11ax/11be HE20/EHT20 RU106 (2Tx, SDM)	11be EHT20 RU52_26 (2Tx, SDM)	11ax/11be HE20/EHT20 RU52 (2Tx, SDM)	11ax/11be HE20/EHT20 RU26 (2Tx, SDM)	11ax/11be HE20/EHT20 (2Tx, TxBF) Low Rate	11ax/11be HE20/EHT20 (2Tx, TxBF) Mid Rate	11ax/11be HE20/EHT20 (2Tx, TxBF) High Rate	11be EHT20 RU106_26 (2Tx, TxBF)	11ax/11be HE20/EHT20 RU106 (2Tx, TxBF)	11be EHT20 RU52_26 (2Tx, TxBF)	11ax/11be HE20/EHT20 RU52 (2Tx, TxBF)	11ax/11be HE20/EHT20 RU26 (2Tx, TxBF)						
20 MHz	U-NII-5	2	5935	NS	NS	NS	NS	NS	NS	NS	NS	NS	NS	NS	NS	NS	NS	NS	NS	NS	NS	NS	NS	NS	NS	NS	NS	NS	NS	NS						
		1	5955	19.00	19.00	19.00	19.00	19.00	19.00	17.80	16.90	17.10	15.30	12.50	19.00	19.00	19.00	19.00	19.00	19.00	18.20	15.40	NS	NS	NS	NS	NS	NS	NS	NS						
		5	5975	19.00	19.00	19.00	19.00	19.00	19.00	19.00	18.40	17.20	15.30	12.50	19.00	19.00	19.00	19.00	19.00	19.00	18.30	15.50	NS	NS	NS	NS	NS	NS	NS	NS						
		9-29	5995-6095	19.00	19.00	19.00	19.00	19.00	19.00	19.00	18.10	16.90	15.00	12.30	19.00	19.00	19.00	19.00	19.00	19.00	18.00	15.20	NS	NS	NS	NS	NS	NS	NS	NS						
		33-61	6115-6255	19.00	19.00	19.00	19.00	19.00	19.00	19.00	18.60	17.40	15.60	12.80	19.00	19.00	19.00	19.00	19.00	19.00	18.60	15.80	NS	NS	NS	NS	NS	NS	NS	NS						
		65-85	6275-6375	19.00	19.00	19.00	19.00	19.00	19.00	19.00	19.00	17.80	15.90	13.20	19.00	19.00	19.00	19.00	19.00	19.00	18.80	16.10	NS	NS	NS	NS	NS	NS	NS	NS						
		89	6395	19.00	19.00	19.00	19.00	19.00	19.00	19.00	19.00	17.90	16.20	13.40	19.00	19.00	19.00	19.00	19.00	19.00	19.00	16.30	NS	NS	NS	NS	NS	NS	NS	NS						
		93	6415	19.00	19.00	19.00	19.00	19.00	19.00	19.00	19.00	17.90	16.20	13.40	19.00	19.00	19.00	19.00	19.00	19.00	19.00	16.30	NS	NS	NS	NS	NS	NS	NS	NS						
	U-NII-7	117-181	6535-6855	18.50	18.50	18.50	18.50	18.50	18.50	18.40	17.60	16.40	14.40	11.70	18.50	18.50	18.50	18.50	18.50	18.50	17.40	14.70	NS	NS	NS	NS	NS	NS	NS	NS						
Bandwidth	Band	Channel	Center Frequency (MHz)	11ax/11be HE40/EHT40 (2Tx, CDD) Low Rate	11ax/11be HE40/EHT40 (2Tx, CDD) Mid Rate	11ax/11be HE40/EHT40 (2Tx, CDD) High Rate	11be EHT40 RU106_26 (2Tx, CDD)	11ax/11be HE40/EHT40 RU106 (2Tx, CDD)	11be EHT40 RU52_26 (2Tx, CDD)	11ax/11be HE40/EHT40 RU52 (2Tx, CDD)	11ax/11be HE40/EHT40 RU26 (2Tx, CDD)	11ax/11be HE40/EHT40 (2Tx, SDM) Low Rate	11ax/11be HE40/EHT40 (2Tx, SDM) Mid Rate	11ax/11be HE40/EHT40 (2Tx, SDM) High Rate	11be EHT40 RU106_26 (2Tx, SDM)	11ax/11be HE40/EHT40 RU106 (2Tx, SDM)	11be EHT40 RU52_26 (2Tx, SDM)	11ax/11be HE40/EHT40 RU52 (2Tx, SDM)	11ax/11be HE40/EHT40 RU26 (2Tx, SDM)	11ax/11be HE40/EHT40 (2Tx, TxBF) Low Rate	11ax/11be HE40/EHT40 (2Tx, TxBF) Mid Rate	11ax/11be HE40/EHT40 (2Tx, TxBF) High Rate	11be EHT40 RU106_26 (2Tx, TxBF)	11ax/11be HE40/EHT40 RU106 (2Tx, TxBF)	11be EHT40 RU52_26 (2Tx, TxBF)	11ax/11be HE40/EHT40 RU52 (2Tx, TxBF)	11ax/11be HE40/EHT40 RU26 (2Tx, TxBF)									
40 MHz	U-NII-5	3	5965	19.00	19.00	19.00	17.70	16.90	17.00	15.20	12.50	19.00	19.00	19.00	19.00	19.00	19.00	18.20	15.40	NS	NS	NS	NS	NS	NS	NS	NS									
		11	6005	19.00	19.00	19.00	19.00	18.30	16.90	15.30	12.40	19.00	19.00	19.00	19.00	19.00	19.00	18.20	15.40	NS	NS	NS	NS	NS	NS	NS	NS									
		19-27	6045-6085	19.00	19.00	19.00	19.00	18.10	17.10	15.00	12.30	19.00	19.00	19.00	19.00	19.00	19.00	18.00	15.20	NS	NS	NS	NS	NS	NS	NS	NS									
		35-59	6125-6245	19.00	19.00	19.00	19.00	18.60	17.40	15.60	12.80	19.00	19.00	19.00	19.00	19.00	19.00	18.60	15.80	NS	NS	NS	NS	NS	NS	NS	NS									
		67-75	6285-6325	19.00	19.00	19.00	19.00	19.00	17.90	15.90	13.20	19.00	19.00	19.00	19.00	19.00	19.00	18.80	16.10	NS	NS	NS	NS	NS	NS	NS	NS									
		83	6365	19.00	19.00	19.00	19.00	19.00	17.80	16.00	13.30	19.00	19.00	19.00	19.00	19.00	19.00	18.90	16.20	NS	NS	NS	NS	NS	NS	NS	NS									
		91	6405	19.00	19.00	19.00	19.00	19.00	17.90	16.20	13.40	19.00	19.00	19.00	19.00	19.00	19.00	19.00	16.30	NS	NS	NS	NS	NS	NS	NS	NS									
	U-NII-7	123-179	6565-6845	18.50	18.50	18.50	18.40	17.60	16.20	14.40	11.70	18.50	18.50	18.50	18.50	18.50	18.50	17.40	14.70	NS	NS	NS	NS	NS	NS	NS	NS									
Bandwidth	Band	Channel	Center Frequency (MHz)	11ax/11be HE80/EHT80 (2Tx, CDD) Low Rate	11ax/11be HE80/EHT80 (2Tx, CDD) Mid Rate	11ax/11be HE80/EHT80 (2Tx, CDD) High Rate	11be EHT80 RU484_242 (2Tx, CDD)	11be EHT80 RU106_26 (2Tx, CDD)	11ax/11be HE80/EHT80 RU106 (2Tx, CDD)	11be EHT80 RU52_26 (2Tx, CDD)	11ax/11be HE80/EHT80 RU52 (2Tx, CDD)	11ax/11be HE80/EHT80 RU26 (2Tx, CDD)	11ax/11be HE80/EHT80 (2Tx, SDM) Low Rate	11ax/11be HE80/EHT80 (2Tx, SDM) Mid Rate	11ax/11be HE80/EHT80 (2Tx, SDM) High Rate	11be EHT80 RU484_242 (2Tx, SDM)	11be EHT80 RU106_26 (2Tx, SDM)	11ax/11be HE80/EHT80 RU106 (2Tx, SDM)	11be EHT80 RU52_26 (2Tx, SDM)	11ax/11be HE80/EHT80 RU52 (2Tx, SDM)	11ax/11be HE80/EHT80 RU26 (2Tx, SDM)	11ax/11be HE80/EHT80 (2Tx, TxBF) Low Rate	11ax/11be HE80/EHT80 (2Tx, TxBF) Mid Rate	11ax/11be HE80/EHT80 (2Tx, TxBF) High Rate	11be EHT80 RU484_242 (2Tx, TxBF)	11be EHT80 RU106_26 (2Tx, TxBF)	11ax/11be HE80/EHT80 RU106 (2Tx, TxBF)	11be EHT80 RU52_26 (2Tx, TxBF)	11ax/11be HE80/EHT80 RU52 (2Tx, TxBF)	11ax/11be HE80/EHT80 RU26 (2Tx, TxBF)						
80 MHz	U-NII-5	7	5985	19.00	19.00	19.00	19.00	17.50	16.80	16.90	15.30	12.40	19.00	19.00	19.00	19.00	19.00	19.00	19.00	18.20	15.40	NS	NS	NS	NS	NS	NS	NS	NS	NS						
		23	6065	19.00	19.00	19.00	19.00	19.00	18.10	17.10	15.00	12.30	19.00	19.00	19.00	19.00	19.00	19.00	19.00	18.00	15.20	NS	NS	NS	NS	NS	NS	NS	NS	NS						
		39-55	6145-6225	19.00	19.00	19.00	19.00	19.00	18.60	17.40	15.60	12.80	19.00	19.00	19.00	19.00	19.00	19.00	19.00	18.60	15.80	NS	NS	NS	NS	NS	NS	NS	NS	NS						
		71	6305	19.00	19.00	19.00	19.00	19.00	19.00	17.80	15.90	13.20	19.00	19.00	19.00	19.00	19.00	19.00	19.00	18.80	16.10	NS	NS	NS	NS	NS	NS	NS	NS	NS						
		87	6385	19.00	19.00	19.00	19.00	19.00	19.00	17.80	16.00	13.30	19.00	19.00	19.00	19.00	19.00	19.00	19.00	18.90	16.20	NS	NS	NS	NS	NS	NS	NS	NS	NS						
	U-NII-7	135-167	6625-6785	18.50	18.50	18.50	18.50	18.50	17.60	16.40	14.40	11.70	18.50	18.50	18.50	18.50	18.50	18.50	18.50	17.40	14.70	NS	NS	NS	NS	NS	NS	NS	NS	NS						
Bandwidth	Band	Channel	Center Frequency (MHz)	11ax/11be HE160/EHT160 (2Tx, CDD) Low Rate	11ax/11be HE160/EHT160 (2Tx, CDD) Mid Rate	11ax/11be HE160/EHT160 (2Tx, CDD) High Rate	11be EHT160 RU996_484_242 (2Tx, CDD)	11be EHT160 RU996_484 (2Tx, CDD)	11be EHT160 RU484_242 (2Tx, CDD)	11be EHT160 RU106_26 (2Tx, CDD)	11ax/11be HE160/EHT160 RU106 (2Tx, CDD)	11be EHT160 RU52_26 (2Tx, CDD)	11ax/11be HE160/EHT160 RU52 (2Tx, CDD)	11ax/11be HE160/EHT160 RU26 (2Tx, CDD)	11ax/11be HE160/EHT160 (2Tx, SDM) Low Rate	11ax/11be HE160/EHT160 (2Tx, SDM) Mid Rate	11ax/11be HE160/EHT160 (2Tx, SDM) High Rate	11be EHT160 RU996_484_242 (2Tx, SDM)	11be EHT160 RU996_484 (2Tx, SDM)	11be EHT160 RU484_242 (2Tx, SDM)	11be EHT160 RU106_26 (2Tx, SDM)	11ax/11be HE160/EHT160 RU106 (2Tx, SDM)	11be EHT160 RU52_26 (2Tx, SDM)	11ax/11be HE160/EHT160 RU52 (2Tx, SDM)	11ax/11be HE160/EHT160 RU26 (2Tx, SDM)	11ax/11be HE160/EHT160 (2Tx, TxBF) Low Rate	11ax/11be HE160/EHT160 (2Tx, TxBF) Mid Rate	11ax/11be HE160/EHT160 (2Tx, TxBF) High Rate	11be EHT160 RU996_484_242 (2Tx, TxBF)	11be EHT160 RU996_484 (2Tx, TxBF)	11be EHT160 RU484_242 (2Tx, TxBF)	11be EHT160 RU106_26 (2Tx, TxBF)	11ax/11be HE160/EHT160 RU106 (2Tx, TxBF)	11be EHT160 RU52_26 (2Tx, TxBF)	11ax/11be HE160/EHT160 RU52 (2Tx, TxBF)	11ax/11be HE160/EHT160 RU26 (2Tx, TxBF)
160 MHz	U-NII-5	15	6025	18.50	18.50	18.50	18.50	18.50	18.50	17.80	16.90	16.90	15.00	12.30	18.50	18.50	18.50	18.50	18.50	18.50	18.50	18.50	18.50	18.00	15.20	NS	NS	NS	NS	NS	NS	NS	NS	NS	NS	NS
		47	6185	18.50	18.50	18.50	18.50	18.50	18.50	18.30	17.40	17.40	15.60	12.80	18.50	18.50	18.50	18.50	18.50	18.50	18.50	18.50	18.50	18.50	15.80	NS	NS	NS	NS	NS	NS	NS	NS	NS	NS	NS
		79	6345	18.50	18.50	18.50	18.50	18.50	18.50	18.50	17.70	17.80	15.90	13.20	18.50	18.50	18.50	18.50	18.50	18.50	18.50	18.50	18.50	18.50	16.10	NS	NS	NS	NS	NS	NS	NS	NS	NS	NS	NS
	U-NII-7	143	6665	18.00	18.00	18.00	18.00	18.00	18.00	17.10	16.20	16.40	14.40	11.70	18.00	18.00	18.00	18.00	18.00	18.00	18.00	18.00	18.00	17.40	14.70	NS	NS	NS	NS	NS	NS	NS	NS	NS	NS	NS

This report shall not be reproduced without the written approval of UL Verification Services Inc.

Low Power (Indoor)

Bandwidth	Band	Channel	Frequency (MHz)	Maximum Output Power (dBm)																					
				SISO																					
				LPI for ANT6											LPI for ANT5										
				a (SISO,C0) Low Rate	a (SISO,C0) Mid Rate	a (SISO,C0) High Rate	11ax/11be HE20/EHT20 (SISO,C0) Low Rate	11ax/11be HE20/EHT20 (SISO,C0) Mid Rate	11ax/11be HE20/EHT20 (SISO,C0) High Rate	11be EHT20 RU106_26 (SISO,C0)	11ax/11be HE20/EHT20 RU106 (SISO,C0)	11be EHT20 RU52_26 (SISO,C0)	11ax/11be HE20/EHT20 RU52 (SISO,C0)	11ax/11be HE20/EHT20 RU26 (SISO,C0)	a (SISO,C1) Low Rate	a (SISO,C1) Mid Rate	a (SISO,C1) High Rate	11ax/11be HE20/EHT20 (SISO,C1) Low Rate	11ax/11be HE20/EHT20 (SISO,C1) Mid Rate	11ax/11be HE20/EHT20 (SISO,C1) High Rate	11be EHT20 RU106_26 (SISO,C1)	11ax/11be HE20/EHT20 RU106 (SISO,C1)	11be EHT20 RU52_26 (SISO,C1)	11ax/11be HE20/EHT20 RU52 (SISO,C1)	11ax/11be HE20/EHT20 RU26 (SISO,C1)
20 MHz	U-NII-5	2	5935	NS	NS	NS	NS	NS	NS	NS	NS	NS	NS	NS	NS	NS	NS	NS	NS	NS	NS	NS	NS	NS	NS
		1	5955	8.00	8.00	8.00	8.00	8.00	8.00	5.00	4.10	4.40	2.50	-0.30	9.80	9.80	9.80	9.80	9.80	9.80	6.70	5.80	6.10	4.20	1.40
		5	5975	8.80	8.80	8.80	8.80	8.80	8.80	6.40	5.60	4.60	2.50	-0.30	10.70	10.70	10.70	10.70	10.70	10.70	8.20	7.40	6.20	4.30	1.40
		9-29	5995-6095	8.80	8.80	8.80	8.90	8.90	8.90	6.40	5.50	4.30	2.20	-0.50	10.60	10.60	10.60	10.70	10.70	10.70	8.10	7.10	5.90	4.20	1.30
		33-61	6115-6255	10.10	10.10	10.10	10.10	10.10	10.10	7.60	6.50	5.30	3.60	0.80	10.20	10.20	10.20	10.20	10.20	10.20	7.70	6.80	5.60	3.70	0.90
		65-85	6275-6375	9.30	9.30	9.30	9.40	9.40	9.40	6.90	6.00	4.80	2.70	0.00	11.80	11.80	11.80	11.80	11.80	11.80	9.30	8.50	7.20	5.30	2.70
		89	6395	9.40	9.40	9.40	9.40	9.40	9.40	6.90	6.00	4.90	3.00	0.40	12.00	12.00	12.00	12.10	12.10	12.10	9.40	8.70	7.20	5.60	2.70
		93	6415	9.40	9.40	9.40	9.40	9.40	9.40	6.90	6.00	4.90	3.00	0.40	12.00	12.00	12.00	12.10	12.10	12.10	9.40	8.70	7.20	5.60	2.70
	U-NII-6	97-113	6435-6515	9.40	9.40	9.40	9.40	9.40	9.40	6.90	5.90	4.90	2.90	0.10	11.70	11.70	11.70	11.80	11.80	11.80	9.20	8.30	7.10	5.30	2.50
	U-NII-7	117-181	6535-6855	9.20	9.20	9.20	9.30	9.30	9.30	6.80	6.00	4.90	2.80	0.10	8.50	8.50	8.50	8.60	8.60	8.60	6.00	5.20	4.00	2.00	-0.60
	U-NII-8	185	6875	9.40	9.40	9.40	9.40	9.40	9.40	7.00	6.10	4.90	3.10	0.20	8.60	8.60	8.60	8.70	8.70	8.70	6.30	5.30	4.20	2.10	-0.40
		189-225	6895-7075	9.80	9.80	9.80	9.80	9.80	9.80	7.50	6.60	5.40	3.40	0.60	11.50	11.50	11.50	11.70	11.70	11.70	9.20	8.30	7.20	5.10	2.40
		229	7095	10.00	10.00	10.00	10.00	10.00	10.00	7.60	6.70	5.50	3.60	0.80	11.40	11.40	11.40	11.80	11.80	11.80	9.30	8.50	7.40	5.30	2.60
		233	7115	-3.50	-3.50	-3.50	9.20	9.20	9.20	6.20	5.30	5.60	3.70	0.80	-3.50	-3.50	-3.50	11.00	11.00	11.00	8.10	7.10	7.30	5.30	2.50
Bandwidth	Band	Channel	Center Frequency (MHz)	11ax/11be HE40/EHT40 (SISO,C0) Low Rate	11ax/11be HE40/EHT40 (SISO,C0) Mid Rate	11ax/11be HE40/EHT40 (SISO,C0) High Rate	11be EHT40 RU106_26 (SISO,C0)	11ax/11be HE40/EHT40 RU106 (SISO,C0)	11be EHT40 RU52_26 (SISO,C0)	11ax/11be HE40/EHT40 RU52 (SISO,C0)	11ax/11be HE40/EHT40 RU26 (SISO,C0)				11ax/11be HE40/EHT40 (SISO,C1) Low Rate	11ax/11be HE40/EHT40 (SISO,C1) Mid Rate	11ax/11be HE40/EHT40 (SISO,C1) High Rate	11be EHT40 RU106_26 (SISO,C1)	11ax/11be HE40/EHT40 RU106 (SISO,C1)	11be EHT40 RU52_26 (SISO,C1)	11ax/11be HE40/EHT40 RU52 (SISO,C1)	11ax/11be HE40/EHT40 RU26 (SISO,C1)			
40 MHz	U-NII-5	3	5965	10.70	10.70	10.70	4.90	4.10	4.20	2.50	-0.30				12.70	12.70	12.70	6.70	5.80	6.00	4.10	1.40			
		11	6005	11.90	11.90	11.90	6.50	5.60	4.30	2.50	-0.30				13.70	13.70	13.70	8.10	7.20	5.90	4.20	1.30			
		19-27	6045-6085	11.90	11.90	11.90	6.40	5.50	4.30	2.20	-0.50				13.60	13.60	13.60	8.10	7.10	6.00	4.10	1.30			
		35-59	6125-6245	13.00	13.00	13.00	7.60	6.50	5.30	3.60	0.80				13.20	13.20	13.20	7.70	6.80	5.60	3.70	0.90			
		67-75	6285-6325	12.20	12.20	12.20	6.80	6.00	4.80	2.70	0.00				14.80	14.80	14.80	9.50	8.50	7.30	5.30	2.70			
		83	6365	12.40	12.40	12.40	6.90	6.00	4.70	2.90	0.20				14.80	14.80	14.80	9.30	8.50	7.20	5.50	2.70			
		91	6405	12.40	12.40	12.40	6.90	6.00	4.70	3.00	0.30				15.20	15.20	15.20	9.40	8.70	7.20	5.60	2.70			
	U-NII-6	99-107	6445-6485	12.20	12.20	12.20	6.90	5.90	4.80	2.80	0.10				14.50	14.50	14.50	9.20	8.30	7.10	5.30	2.50			
		115	6525	12.40	12.40	12.40	7.00	6.00	4.80	2.90	0.10				11.70	11.70	11.70	6.00	5.30	4.00	2.20	-0.60			
	U-NII-7	123-179	6565-6845	12.30	12.30	12.30	6.80	6.00	4.60	2.80	0.20				11.50	11.50	11.50	6.00	5.20	4.00	2.00	-0.60			
	U-NII-8	187	6885	12.40	12.40	12.40	7.00	6.10	4.80	3.10	0.20				11.60	11.60	11.60	6.20	5.30	4.10	2.10	-0.60			
		195-219	6925-7045	12.70	12.70	12.70	7.40	6.60	5.30	3.40	0.60				14.60	14.60	14.60	9.20	8.30	7.20	5.10	2.40			
		227	7085	13.00	13.00	13.00	7.50	6.70	5.50	3.60	0.70				14.60	14.60	14.60	9.30	8.30	7.30	5.30	2.50			
Bandwidth	Band	Channel	Center Frequency (MHz)	11ax/11be HE80/EHT80 (SISO,C0) Low Rate	11ax/11be HE80/EHT80 (SISO,C0) Mid Rate	11ax/11be HE80/EHT80 (SISO,C0) High Rate	11be EHT80 RU484_242 (SISO,C0)	11be EHT80 RU106_26 (SISO,C0)	11ax/11be HE80/EHT80 RU106 (SISO,C0)	11be EHT80 RU52_26 (SISO,C0)	11ax/11be HE80/EHT80 RU52 (SISO,C0)	11ax/11be HE80/EHT80 RU26 (SISO,C0)			11ax/11be HE80/EHT80 (SISO,C1) Low Rate	11ax/11be HE80/EHT80 (SISO,C1) Mid Rate	11ax/11be HE80/EHT80 (SISO,C1) High Rate	11be EHT80 RU484_242 (SISO,C1)	11be EHT80 RU106_26 (SISO,C1)	11ax/11be HE80/EHT80 RU106 (SISO,C1)	11be EHT80 RU52_26 (SISO,C1)	11ax/11be HE80/EHT80 RU52 (SISO,C1)	11ax/11be HE80/EHT80 RU26 (SISO,C1)		
80 MHz	U-NII-5	7	5985	14.00	14.00	14.00	12.30	4.70	3.90	4.30	2.50	-0.40			15.70	15.70	15.70	14.00	6.70	5.80	5.90	4.20	1.30		
		23	6065	14.80	14.80	14.80	13.40	6.40	5.50	4.30	2.20	-0.50			16.60	16.60	16.60	15.20	8.10	7.10	6.00	4.20	1.30		
		39-55	6145-6225	16.20	16.20	16.20	14.80	7.60	6.50	5.30	3.60	0.80			16.30	16.30	16.30	14.70	7.70	6.80	5.60	3.70	0.90		
		71	6305	15.10	15.10	15.10	13.90	6.90	6.00	4.80	2.70	0.00			17.80	17.80	17.80	16.50	9.30	8.50	7.20	5.20	2.60		
		87	6385	15.10	15.10	15.10	14.00	6.90	6.00	4.80	2.90	0.20			18.00	18.00	18.00	16.50	9.30	8.60	7.20	5.50	2.60		
	U-NII-6	103	6465	15.20	15.20	15.20	14.10	6.90	5.90	4.90	2.90	0.10			17.60	17.60	17.60	16.40	9.20	8.30	7.00	5.20	2.50		
		119	6545	15.40	15.40	15.40	13.90	6.90	5.90	4.80	2.80	0.00			14.60	14.60	14.60	13.30	6.00	5.30	4.00	2.20	-0.60		
	U-NII-7	135-167	6625-6785	15.40	15.40	15.40	14.00	6.90	6.00	4.90	2.80	0.20			14.50	14.50	14.50	13.20	6.10	5.20	4.10	2.00	-0.60		
	U-NII-8	183	6865	15.40	15.40	15.40	14.10	6.80	6.10	4.90	3.00	0.20			14.60	14.60	14.60	13.10	6.10	5.30	4.20	2.10	-0.60		
		199	6945	15.90	15.90	15.90	14.40	7.50	6.60	5.40	3.40	0.60			17.60	17.60	17.60	16.20	9.30	8.30	7.20	5.10	2.50		
		215	7025	16.10	16.10	16.10	14.50	7.60	6.60	5.40	3.40	0.70			17.60	17.60	17.60	16.10	9.20	8.40	7.10	5.10	2.40		
Bandwidth	Band	Channel	Center Frequency (MHz)	11ax/11be HE160/EHT160 (SISO,C0) Low Rate	11ax/11be HE160/EHT160 (SISO,C0) Mid Rate	11ax/11be HE160/EHT160 (SISO,C0) High Rate	11be EHT160 RU996_484_242 (SISO,C0)	11be EHT160 RU996_484 (SISO,C0)	11be EHT160 RU484_242 (SISO,C0)	11be EHT160 RU106_26 (SISO,C0)	11ax/11be HE160/EHT160 RU106 (SISO,C0)	11be EHT160 RU52_26 (SISO,C0)	11ax/11be HE160/EHT160 RU52 (SISO,C0)	11ax/11be HE160/EHT160 RU26 (SISO,C0)	11ax/11be HE160/EHT160 (SISO,C1) Low Rate	11ax/11be HE160/EHT160 (SISO,C1) Mid Rate	11ax/11be HE160/EHT160 (SISO,C1) High Rate	11be EHT160 RU996_484_242 (SISO,C1)	11be EHT160 RU996_484 (SISO,C1)	11be EHT160 RU484_242 (SISO,C1)	11be EHT160 RU106_26 (SISO,C1)	11ax/11be HE160/EHT160 RU106 (SISO,C1)	11be EHT160 RU52_26 (SISO,C1)	11ax/11be HE160/EHT160 RU52 (SISO,C1)	11ax/11be HE160/EHT160 RU26 (SISO,C1)
160 MHz	U-NII-5	15	6025	16.80	16.80	16.80	16.30	15.30	12.30	5.00	4.10	4.30	2.20	-0.50	18.50	18.50	18.50	18.00	16.90	14.00	6.70	5.80	5.90	4.20	1.30
		47	6185	18.50	18.50	18.50	18.10	17.60	14.80	7.60	6.50	5.30	3.60	0.80	18.50	18.50	18.50	18.30	16.20	14.70	7.70	6.80	5.60	3.70	0.90
		79	6345	18.10	18.10	18.10	17.40	16.90	13.90	6.90	6.00	4.80	2.70	0.00	18.50	18.50	18.50	18.50	18.20	16.50	9.30	8.50	7.20	5.30	2.70
	U-NII-6	111	6505	18.00	18.00	18.00	17.60	16.90	13.90	6.90	5.90	4.80	2.70	0.10	17.40	17.40	17.40	16.80	15.00	13.30	6.00	5.20	4.00	2.20	-0.60
	U-NII-7	143	6665	18.00	18.00	18.00	17.80	16.90	14.10	6.90	6.00	4.90	2.80	0.20	17.40	17.40	17.40	17.00	14.70	13.20	6.10	5.20	4.10	2.10	-0.60
	U-NII-8	175	6825	18.00	18.00	18.00	17.60	17.00	14.00	6.80	6.00	4.90	2.90	0.20	17.30	17.30	17.30	16.80	14.80	13.10	6.10	5.30	4.10	2.00	-0.70
		207	6985	18.00	18.00	18.00	18.00	17.50	14.40	7.50	6.60	5.40	3.30	0.60	18.00	18.00	18.00	18.00	18.00	16.10	9.20	8.30	7.20	5.10	2.30

This report shall not be reproduced without the written approval of UL Verification Services Inc.

Maximum Output Power (dBm)

MIMO

LPI for ANT5 / ANT6

Bandwidth	Band	Channel	Frequency (MHz)	a (2Tx, CDD) Low Rate	a (2Tx, CDD) Mid Rate	a (2Tx, CDD) High Rate	11ax/11be HE20/EHT20 (2Tx, CDD) Low Rate	11ax/11be HE20/EHT20 (2Tx, CDD) Mid Rate	11ax/11be HE20/EHT20 (2Tx, CDD) High Rate	11be EHT20 RU106_26 (2Tx, CDD)	11ax/11be HE20/EHT20 RU106 (2Tx, CDD)	11be EHT20 RU52_26 (2Tx, CDD)	11ax/11be HE20/EHT20 RU52 (2Tx, CDD)	11ax/11be HE20/EHT20 RU26 (2Tx, CDD)	11ax/11be HE20/EHT20 (2Tx, SDM) Low Rate	11ax/11be HE20/EHT20 (2Tx, SDM) Mid Rate	11ax/11be HE20/EHT20 (2Tx, SDM) High Rate	11be EHT20 RU106_26 (2Tx, SDM)	11ax/11be HE20/EHT20 RU106 (2Tx, SDM)	11be EHT20 RU52_26 (2Tx, SDM)	11ax/11be HE20/EHT20 RU52 (2Tx, SDM)	11ax/11be HE20/EHT20 RU26 (2Tx, SDM)	11ax/11be HE20/EHT20 (2Tx, TxBF) Low Rate	11ax/11be HE20/EHT20 (2Tx, TxBF) Mid Rate	11ax/11be HE20/EHT20 (2Tx, TxBF) High Rate	11be EHT20 RU106_26 (2Tx, TxBF)	11ax/11be HE20/EHT20 RU106 (2Tx, TxBF)	11be EHT20 RU52_26 (2Tx, TxBF)	11ax/11be HE20/EHT20 RU52 (2Tx, TxBF)	11ax/11be HE20/EHT20 RU26 (2Tx, TxBF)						
20 MHz	U-NII-5	2	5935	NS	NS	NS	NS	NS	NS	NS	NS	NS	NS	NS	NS	NS	NS	NS	NS	NS	NS	NS	NS	NS	NS	NS	NS	NS	NS	NS						
		1	5955	2.80	2.80	2.80	2.80	2.80	2.80	-0.20	-1.10	-0.90	-2.70	-5.50	5.80	5.80	5.80	2.70	1.80	2.10	0.20	-2.60	NS	NS	NS	NS	NS	NS	NS	NS						
		5	5975	3.60	3.60	3.60	3.60	3.60	3.60	1.30	0.40	-0.80	-2.70	-5.50	6.60	6.60	6.60	4.20	3.40	2.20	0.30	-2.50	NS	NS	NS	NS	NS	NS	NS	NS						
		9-29	5995-6095	3.60	3.60	3.60	3.70	3.70	3.70	1.10	0.10	-1.10	-3.00	-5.70	6.60	6.60	6.60	4.10	3.10	1.90	0.00	-2.80	NS	NS	NS	NS	NS	NS	NS	NS						
		33-61	6115-6255	4.10	4.10	4.10	4.10	4.10	4.10	1.60	0.60	-0.60	-2.40	-5.20	7.10	7.10	7.10	4.70	3.60	2.40	0.60	-2.20	NS	NS	NS	NS	NS	NS	NS	NS						
		65-85	6275-6375	4.40	4.40	4.40	4.40	4.40	4.40	1.90	1.10	-0.20	-2.10	-4.80	7.30	7.30	7.30	4.90	4.00	2.70	0.80	-1.90	NS	NS	NS	NS	NS	NS	NS	NS						
		89	6395	4.60	4.60	4.60	4.60	4.60	4.60	2.00	1.20	-0.10	-1.80	-4.60	7.50	7.50	7.50	4.90	4.10	2.80	1.10	-1.70	NS	NS	NS	NS	NS	NS	NS	NS						
		93	6415	4.60	4.60	4.60	4.60	4.60	4.60	2.00	1.20	-0.10	-1.80	-4.60	7.50	7.50	7.50	4.90	4.10	2.80	1.10	-1.70	NS	NS	NS	NS	NS	NS	NS	NS						
	U-NII-6	97-113	6435-6515	4.40	4.40	4.40	4.50	4.50	4.50	1.90	0.90	-0.20	-2.00	-4.80	7.40	7.40	7.40	4.90	3.90	2.70	0.90	-1.90	NS	NS	NS	NS	NS	NS	NS	NS						
	U-NII-7	117-181	6535-6855	2.80	2.80	2.80	2.90	2.90	2.90	0.40	-0.40	-1.60	-3.60	-6.30	5.90	5.90	5.90	3.40	2.60	1.40	-0.60	-3.30	NS	NS	NS	NS	NS	NS	NS	NS						
	U-NII-8	185	6875	3.00	3.00	3.00	3.00	3.00	3.00	0.60	-0.40	-1.50	-3.50	-6.20	6.00	6.00	6.00	3.60	2.60	1.50	-0.50	-3.20	NS	NS	NS	NS	NS	NS	NS	NS						
		189-225	6895-7075	4.60	4.60	4.60	4.70	4.70	4.70	2.30	1.30	0.20	-1.80	-4.60	7.60	7.60	7.60	5.20	4.30	3.20	1.10	-1.60	NS	NS	NS	NS	NS	NS	NS	NS						
		229	7095	4.50	4.50	4.50	4.90	4.90	4.90	2.40	1.50	0.40	-1.60	-4.30	7.80	7.80	7.80	5.30	4.50	3.30	1.30	-1.40	NS	NS	NS	NS	NS	NS	NS	NS						
		233	7115	-5.00	-5.00	-5.00	4.00	4.00	4.00	1.00	0.10	0.40	-1.70	-4.40	7.00	7.00	7.00	4.00	3.10	3.40	1.30	-1.50	NS	NS	NS	NS	NS	NS	NS	NS						
Bandwidth	Band	Channel	Center Frequency (MHz)	11ax/11be HE40/EHT40 (2Tx, CDD) Low Rate	11ax/11be HE40/EHT40 (2Tx, CDD) Mid Rate	11ax/11be HE40/EHT40 (2Tx, CDD) High Rate	11be EHT40 RU106_26 (2Tx, CDD)	11ax/11be HE40/EHT40 RU106 (2Tx, CDD)	11be EHT40 RU52_26 (2Tx, CDD)	11ax/11be HE40/EHT40 RU52 (2Tx, CDD)	11ax/11be HE40/EHT40 RU26 (2Tx, CDD)	11ax/11be HE40/EHT40 (2Tx, SDM) Low Rate	11ax/11be HE40/EHT40 (2Tx, SDM) Mid Rate	11ax/11be HE40/EHT40 (2Tx, SDM) High Rate	11be EHT40 RU106_26 (2Tx, SDM)	11ax/11be HE40/EHT40 RU106 (2Tx, SDM)	11be EHT40 RU52_26 (2Tx, SDM)	11ax/11be HE40/EHT40 RU52 (2Tx, SDM)	11ax/11be HE40/EHT40 RU26 (2Tx, SDM)	11ax/11be HE40/EHT40 (2Tx, TxBF) Low Rate	11ax/11be HE40/EHT40 (2Tx, TxBF) Mid Rate	11ax/11be HE40/EHT40 (2Tx, TxBF) High Rate	11be EHT40 RU106_26 (2Tx, TxBF)	11ax/11be HE40/EHT40 RU106 (2Tx, TxBF)	11be EHT40 RU52_26 (2Tx, TxBF)	11ax/11be HE40/EHT40 RU52 (2Tx, TxBF)	11ax/11be HE40/EHT40 RU26 (2Tx, TxBF)									
40 MHz	U-NII-5	3	5965	5.60	5.60	5.60	-0.30	-1.10	-1.00	-2.80	-5.50	8.50	8.50	8.50	2.70	1.80	2.00	0.20	-2.60	NS	NS	NS	NS	NS	NS	NS	NS									
		11	6005	6.70	6.70	6.70	1.20	0.30	-1.10	-2.70	-5.60	9.60	9.60	9.60	4.20	3.30	1.90	0.20	-2.60	NS	NS	NS	NS	NS	NS	NS	NS									
		19-27	6045-6085	6.70	6.70	6.70	1.10	0.10	-0.90	-3.00	-5.70	9.60	9.60	9.60	4.10	3.10	2.10	0.00	-2.80	NS	NS	NS	NS	NS	NS	NS	NS									
		35-59	6125-6245	7.10	7.10	7.10	1.60	0.60	-0.60	-2.40	-5.20	10.10	10.10	10.10	4.70	3.60	2.40	0.60	-2.20	NS	NS	NS	NS	NS	NS	NS	NS									
		67-75	6285-6325	7.40	7.40	7.40	2.00	1.10	-0.10	-2.10	-4.80	10.30	10.30	10.30	4.90	4.00	2.80	0.80	-1.90	NS	NS	NS	NS	NS	NS	NS	NS									
		83	6365	7.40	7.40	7.40	1.90	1.10	-0.20	-2.00	-4.70	10.30	10.30	10.30	4.90	4.00	2.70	0.90	-1.80	NS	NS	NS	NS	NS	NS	NS	NS									
		91	6405	7.60	7.60	7.60	2.00	1.20	-0.10	-1.80	-4.60	10.50	10.50	10.50	4.90	4.10	2.80	1.10	-1.70	NS	NS	NS	NS	NS	NS	NS	NS									
	U-NII-6	99-107	6445-6485	7.30	7.30	7.30	1.90	0.90	-0.20	-2.10	-4.80	10.20	10.20	10.20	4.90	3.90	2.70	0.80	-1.90	NS	NS	NS	NS	NS	NS	NS	NS									
		115	6525	6.00	6.00	6.00	0.40	-0.40	-1.70	-3.50	-6.30	9.00	9.00	9.00	3.40	2.60	1.30	-0.50	-3.30	NS	NS	NS	NS	NS	NS	NS	NS									
	U-NII-7	123-179	6565-6845	5.90	5.90	5.90	0.40	-0.40	-1.80	-3.60	-6.30	8.90	8.90	8.90	3.40	2.60	1.20	-0.60	-3.30	NS	NS	NS	NS	NS	NS	NS	NS									
	U-NII-8	187	6885	5.90	5.90	5.90	0.60	-0.40	-1.60	-3.50	-6.20	8.90	8.90	8.90	3.60	2.60	1.40	-0.50	-3.20	NS	NS	NS	NS	NS	NS	NS	NS									
		195-219	6925-7045	7.50	7.50	7.50	2.20	1.40	0.10	-1.80	-4.60	10.50	10.50	10.50	5.20	4.30	3.10	1.10	-1.60	NS	NS	NS	NS	NS	NS	NS	NS									
		227	7085	7.70	7.70	7.70	2.40	1.30	0.30	-1.60	-4.50	10.60	10.60	10.60	5.30	4.30	3.30	1.30	-1.60	NS	NS	NS	NS	NS	NS	NS	NS									
Bandwidth	Band	Channel	Center Frequency (MHz)	11ax/11be HE80/EHT80 (2Tx, CDD) Low Rate	11ax/11be HE80/EHT80 (2Tx, CDD) Mid Rate	11ax/11be HE80/EHT80 (2Tx, CDD) High Rate	11be EHT80 RU484_242 (2Tx, CDD)	11be EHT80 RU106_26 (2Tx, CDD)	11ax/11be HE80/EHT80 RU106 (2Tx, CDD)	11be EHT80 RU52_26 (2Tx, CDD)	11ax/11be HE80/EHT80 RU52 (2Tx, CDD)	11ax/11be HE80/EHT80 RU26 (2Tx, CDD)	11ax/11be HE80/EHT80 (2Tx, SDM) Low Rate	11ax/11be HE80/EHT80 (2Tx, SDM) Mid Rate	11ax/11be HE80/EHT80 (2Tx, SDM) High Rate	11be EHT80 RU484_242 (2Tx, SDM)	11be EHT80 RU106_26 (2Tx, SDM)	11ax/11be HE80/EHT80 RU106 (2Tx, SDM)	11be EHT80 RU52_26 (2Tx, SDM)	11ax/11be HE80/EHT80 RU52 (2Tx, SDM)	11ax/11be HE80/EHT80 RU26 (2Tx, SDM)	11ax/11be HE80/EHT80 (2Tx, TxBF) Low Rate	11ax/11be HE80/EHT80 (2Tx, TxBF) Mid Rate	11ax/11be HE80/EHT80 (2Tx, TxBF) High Rate	11be EHT80 RU484_242 (2Tx, TxBF)	11be EHT80 RU106_26 (2Tx, TxBF)	11ax/11be HE80/EHT80 RU106 (2Tx, TxBF)	11be EHT80 RU52_26 (2Tx, TxBF)	11ax/11be HE80/EHT80 RU52 (2Tx, TxBF)	11ax/11be HE80/EHT80 RU26 (2Tx, TxBF)						
80 MHz	U-NII-5	7	5985	8.70	8.70	8.70	7.10	-0.50	-1.20	-1.10	-2.70	-5.60	11.70	11.70	11.70	10.00	2.50	1.70	1.90	0.20	-2.60	NS	NS	NS	NS	NS	NS	NS	NS	NS						
		23	6065	9.60	9.60	9.60	8.20	1.10	0.10	-0.90	-3.00	-5.70	12.60	12.60	12.60	11.20	4.10	3.10	2.10	0.00	-2.80	NS	NS	NS	NS	NS	NS	NS	NS	NS						
		39-55	6145-6225	10.20	10.20	10.20	8.60	1.60	0.60	-0.60	-2.40	-5.20	13.20	13.20	13.20	11.60	4.70	3.60	2.40	0.60	-2.20	NS	NS	NS	NS	NS	NS	NS	NS	NS						
		71	6305	10.30	10.30	10.30	9.10	1.90	1.10	-0.20	-2.10	-4.80	13.20	13.20	13.20	12.00	4.90	4.00	2.70	0.80	-1.90	NS	NS	NS	NS	NS	NS	NS	NS	NS						
		87	6385	10.30	10.30	10.30	9.10	1.90	1.20	-0.20	-2.00	-4.70	13.20	13.20	13.20	12.10	4.90	4.10	2.70	0.90	-1.80	NS	NS	NS	NS	NS	NS	NS	NS	NS						
	U-NII-6	103	6465	10.30	10.30	10.30	9.10	1.90	0.90	-0.20	-2.00	-4.80	13.20	13.20	13.20	12.00	4.90	3.90	2.70	0.90	-1.90	NS	NS	NS	NS	NS	NS	NS	NS	NS						
		119	6545	9.00	9.00	9.00	7.60	0.40	-0.50	-1.70	-3.50	-6.30	12.00	12.00	12.00	10.60	3.40	2.50	1.30	-0.50	-3.30	NS	NS	NS	NS	NS	NS	NS	NS	NS						
	U-NII-7	135-167	6625-6785	8.90	8.90	8.90	7.50	0.50	-0.40	-1.60	-3.60	-6.30	11.90	11.90	11.90	10.50	3.50	2.60	1.40	-0.60	-3.30	NS	NS	NS	NS	NS	NS	NS	NS	NS						
	U-NII-8	183	6865	8.90	8.90	8.90	7.50	0.40	-0.40	-1.50	-3.50	-6.20	11.90	11.90	11.90	10.50	3.40	2.60	1.50	-0.50	-3.20	NS	NS	NS	NS	NS	NS	NS	NS	NS						
		199	6945	10.70	10.70	10.70	9.20	2.30	1.40	0.20	-1.80	-4.50	13.70	13.70	13.70	12.20	5.30	4.30	3.20	1.10	-1.60	NS	NS	NS	NS	NS	NS	NS	NS	NS						
		215	7025	10.70	10.70	10.70	9.20	2.30	1.40	0.20	-1.80	-4.60	13.60	13.60	13.60	12.20	5.20	4.30	3.20	1.10	-1.60	NS	NS	NS	NS	NS	NS	NS	NS	NS						
Bandwidth	Band	Channel	Center Frequency (MHz)	11ax/11be HE160/EHT160 (2Tx, CDD) Low Rate	11ax/11be HE160/EHT160 (2Tx, CDD) Mid Rate	11ax/11be HE160/EHT160 (2Tx, CDD) High Rate	11be EHT160 RU996_484_242 (2Tx, CDD)	11be EHT160 RU996_484 (2Tx, CDD)	11be EHT160 RU484_242 (2Tx, CDD)	11be EHT160 RU106_26 (2Tx, CDD)	11ax/11be HE160/EHT160 RU106 (2Tx, CDD)	11be EHT160 RU52_26 (2Tx, CDD)	11ax/11be HE160/EHT160 RU52 (2Tx, CDD)	11ax/11be HE160/EHT160 RU26 (2Tx, CDD)	11ax/11be HE160/EHT160 (2Tx, SDM) Low Rate	11ax/11be HE160/EHT160 (2Tx, SDM) Mid Rate	11ax/11be HE160/EHT160 (2Tx, SDM) High Rate	11be EHT160 RU996_484_242 (2Tx, SDM)	11be EHT160 RU996_484 (2Tx, SDM)	11be EHT160 RU484_242 (2Tx, SDM)	11be EHT160 RU106_26 (2Tx, SDM)	11ax/11be HE160/EHT160 RU106 (2Tx, SDM)	11be EHT160 RU52_26 (2Tx, SDM)	11ax/11be HE160/EHT160 RU52 (2Tx, SDM)	11ax/11be HE160/EHT160 RU26 (2Tx, SDM)	11ax/11be HE160/EHT160 (2Tx, TxBF) Low Rate	11ax/11be HE160/EHT160 (2Tx, TxBF) Mid Rate	11ax/11be HE160/EHT160 (2Tx, TxBF) High Rate	11be EHT160 RU996_484_242 (2Tx, TxBF)	11be EHT160 RU996_484 (2Tx, TxBF)	11be EHT160 RU484_242 (2Tx, TxBF)	11be EHT160 RU106_26 (2Tx, TxBF)	11ax/11be HE160/EHT160 RU106 (2Tx, TxBF)	11be EHT160 RU52_26 (2Tx, TxBF)	11ax/11be HE160/EHT160 RU52 (2Tx, TxBF)	11ax/11be HE160/EHT160 RU26 (2Tx, TxBF)
160 MHz	U-NII-5	15	6025	11.60	11.60	11.60	11.10	10.10	7.10	-0.20	-1.10	-0.80	-3.00	-5.70	14.60	14.60	14.60	14.10	13.00	10.10	2.70	1.80	2.10	0.00	-2.80	NS	NS	NS	NS	NS	NS	NS	NS	NS	NS	NS
		47	6185	13.00	13.00	13.00	12.20	11.60	8.80	1.70	0.60	-0.60	-2.30	-5.10	16.00	16.00	16.00	15.20	14.60	11.80	4.70	3.60	2.40	0.70	-2.10	NS	NS	NS	NS	NS	NS	NS	NS	NS	NS	NS
		79	6345	13.30	13.30	13.30	12.60	12.10	9.10	2.10	1.20	-0.10	-2.10	-4.80	16.20	16.20	16.20	15.50	15.00	12.00	5.00	4.10	2.80	0.80	-1.90	NS	NS	NS	NS	NS	NS	NS	NS	NS	NS	NS
	U-NII-6	111	6505	11.80	11.80	11.80	11.20	10.50	7.60	0.50	-0.50	-1.60	-3.60	-6.30	14.80	14.80	14.80	14.20	13.50	10.60	3.50	2.50	1.40	-0.60	-3.30	NS	NS	NS	NS	NS	NS	NS	NS	NS	NS	NS
	U-NII-7	143	6665	11.60	11.60	11.60	11.40	10.50	7.60	0.50	-0.40	-1.60	-3.60	-6.20	14.60	14.60	14.60	14.40	13.50	10.60	3.50	2.60	1.40	-0.60	-3.20	NS	NS	NS	NS	NS	NS	NS	NS	NS	NS	NS
	U-NII-8	175	6825	11.70	11.70	11.70	11.20	10.60	7.60	0.40	-0.40	-1.50	-3.50	-6.30	14.70	14.70	14.70	14.20	13.60	10.60	3.40	2.60	1.50	-0.50	-3.30	NS	NS	NS	NS	NS	NS	NS	NS	NS	NS	NS
		207	6985	13.50	13.50	13.50	13.10	12.30	9.20	2.30	1.40	0.20	-1.90	-4.50	16.50	16.50	16.50	16.10	15.30	12.20	5.30	4.30	3.20	1.00	-1.60	NS	NS	NS	NS	NS	NS	NS	NS	NS	NS	NS

This report shall not be reproduced without the written approval of UL Verification Services Inc.

Very Low Power (Indoor/Outdoor)

Bandwidth	Band	Channel	Frequency (MHz)	Maximum Output Power (dBm)																					
				SISO																					
				VLP for ANT6											VLP for ANT5										
				a (SISO,C0) Low Rate	a (SISO,C0) Mid Rate	a (SISO,C0) High Rate	11ax/11be HE20/EHT20 (SISO,C0) Low Rate	11ax/11be HE20/EHT20 (SISO,C0) Mid Rate	11ax/11be HE20/EHT20 (SISO,C0) High Rate	11be EHT20 RU106_26 (SISO,C0)	11ax/11be HE20/EHT20 RU106 (SISO,C0)	11be EHT20 RU52_26 (SISO,C0)	11ax/11be HE20/EHT20 RU52 (SISO,C0)	11ax/11be HE20/EHT20 RU26 (SISO,C0)	a (SISO,C1) Low Rate	a (SISO,C1) Mid Rate	a (SISO,C1) High Rate	11ax/11be HE20/EHT20 (SISO,C1) Low Rate	11ax/11be HE20/EHT20 (SISO,C1) Mid Rate	11ax/11be HE20/EHT20 (SISO,C1) High Rate	11be EHT20 RU106_26 (SISO,C1)	11ax/11be HE20/EHT20 RU106 (SISO,C1)	11be EHT20 RU52_26 (SISO,C1)	11ax/11be HE20/EHT20 RU52 (SISO,C1)	11ax/11be HE20/EHT20 RU26 (SISO,C1)
20 MHz	U-NII-5	2	5935	NS	NS	NS	NS	NS	NS	NS	NS	NS	NS	NS	NS	NS	NS	NS	NS	NS	NS	NS	NS	NS	NS
		1	5955	NS	NS	NS	NS	NS	NS	NS	NS	NS	NS	NS	NS	NS	NS	NS	NS	NS	NS	NS	NS	NS	NS
		5	5975	NS	NS	NS	NS	NS	NS	NS	NS	NS	NS	NS	NS	NS	NS	NS	NS	NS	NS	NS	NS	NS	NS
		9-29	5995-6095	NS	NS	NS	NS	NS	NS	NS	NS	NS	NS	NS	NS	NS	NS	NS	NS	NS	NS	NS	NS	NS	NS
		33-61	6115-6255	6.10	6.10	6.10	6.10	6.10	6.10	3.60	2.50	1.30	-0.40	-3.20	6.20	6.20	6.20	6.20	6.20	6.20	3.70	2.80	1.60	-0.30	-3.10
		65-85	6275-6375	5.30	5.30	5.30	5.40	5.40	5.40	2.90	2.00	0.80	-1.30	-4.00	7.80	7.80	7.80	7.80	7.80	7.80	5.30	4.50	3.20	1.30	-1.30
		89	6395	5.40	5.40	5.40	5.40	5.40	5.40	2.90	2.00	0.90	-1.00	-3.60	8.00	8.00	8.00	8.10	8.10	8.10	5.40	4.70	3.20	1.60	-1.30
		93	6415	5.40	5.40	5.40	5.40	5.40	5.40	2.90	2.00	0.90	-1.00	-3.60	8.00	8.00	8.00	8.10	8.10	8.10	5.40	4.70	3.20	1.60	-1.30
	U-NII-6	97-113	6435-6515	5.40	5.40	5.40	5.40	5.40	5.40	2.90	1.90	0.90	-1.10	-3.90	7.70	7.70	7.70	7.80	7.80	7.80	5.20	4.30	3.10	1.30	-1.50
	U-NII-7	117-181	6535-6855	5.20	5.20	5.20	5.30	5.30	5.30	2.80	2.00	0.90	-1.20	-3.90	4.50	4.50	4.50	4.60	4.60	4.60	2.00	1.20	0.00	-2.00	-4.60
	U-NII-8	185	6875	5.40	5.40	5.40	5.40	5.40	5.40	3.00	2.10	0.90	-0.90	-3.80	4.60	4.60	4.60	4.70	4.70	4.70	2.30	1.30	0.20	-1.90	-4.40
		189-225	6895-7075	5.80	5.80	5.80	5.80	5.80	5.80	3.50	2.60	1.40	-0.60	-3.40	7.50	7.50	7.50	7.70	7.70	7.70	5.20	4.30	3.20	1.10	-1.60
		229	7095	6.00	6.00	6.00	6.00	6.00	6.00	3.60	2.70	1.50	-0.40	-3.20	7.40	7.40	7.40	7.80	7.80	7.80	5.30	4.50	3.40	1.30	-1.40
		233	7115	-3.50	-3.50	-3.50	5.20	5.20	5.20	2.20	1.30	1.60	-0.30	-3.20	-3.50	-3.50	-3.50	7.00	7.00	7.00	4.10	3.10	3.30	1.30	-1.50
Bandwidth	Band	Channel	Center Frequency (MHz)	11ax/11be HE40/EHT40 (SISO,C0) Low Rate	11ax/11be HE40/EHT40 (SISO,C0) Mid Rate	11ax/11be HE40/EHT40 (SISO,C0) High Rate	11be EHT40 RU106_26 (SISO,C0)	11ax/11be HE40/EHT40 RU106 (SISO,C0)	11be EHT40 RU52_26 (SISO,C0)	11ax/11be HE40/EHT40 RU52 (SISO,C0)	11ax/11be HE40/EHT40 RU26 (SISO,C0)				11ax/11be HE40/EHT40 (SISO,C1) Low Rate	11ax/11be HE40/EHT40 (SISO,C1) Mid Rate	11ax/11be HE40/EHT40 (SISO,C1) High Rate	11be EHT40 RU106_26 (SISO,C1)	11ax/11be HE40/EHT40 RU106 (SISO,C1)	11be EHT40 RU52_26 (SISO,C1)	11ax/11be HE40/EHT40 RU52 (SISO,C1)	11ax/11be HE40/EHT40 RU26 (SISO,C1)			
40 MHz	U-NII-5	3	5965	NS	NS	NS	NS	NS	NS	NS	NS				NS	NS	NS	NS	NS	NS	NS	NS			
		11	6005	NS	NS	NS	NS	NS	NS	NS	NS				NS	NS	NS	NS	NS	NS	NS	NS			
		19-27	6045-6085	NS	NS	NS	NS	NS	NS	NS	NS				NS	NS	NS	NS	NS	NS	NS	NS			
		35-59	6125-6245	9.00	9.00	9.00	3.60	2.50	1.30	-0.40	-3.20				9.20	9.20	9.20	3.70	2.80	1.60	-0.30	-3.10			
		67-75	6285-6325	8.20	8.20	8.20	2.80	2.00	0.80	-1.30	-4.00				10.80	10.80	10.80	5.50	4.50	3.30	1.30	-1.30			
		83	6365	8.40	8.40	8.40	2.90	2.00	0.70	-1.10	-3.80				10.80	10.80	10.80	5.30	4.50	3.20	1.50	-1.30			
		91	6405	8.40	8.40	8.40	2.90	2.00	0.70	-1.00	-3.70				11.20	11.20	11.20	5.40	4.70	3.20	1.60	-1.30			
	U-NII-6	99-107	6445-6485	8.20	8.20	8.20	2.90	1.90	0.80	-1.20	-3.90				10.50	10.50	10.50	5.20	4.30	3.10	1.30	-1.50			
		115	6525	8.40	8.40	8.40	3.00	2.00	0.80	-1.10	-3.90				7.70	7.70	7.70	2.00	1.30	0.00	-1.80	-4.60			
	U-NII-7	123-179	6565-6845	8.30	8.30	8.30	2.80	2.00	0.60	-1.20	-3.80				7.50	7.50	7.50	2.00	1.20	0.00	-2.00	-4.60			
	U-NII-8	187	6885	8.40	8.40	8.40	3.00	2.10	0.80	-0.90	-3.80				7.60	7.60	7.60	2.20	1.30	0.10	-1.90	-4.60			
		195-219	6925-7045	8.70	8.70	8.70	3.40	2.60	1.30	-0.60	-3.40				10.60	10.60	10.60	5.20	4.30	3.20	1.10	-1.60			
		227	7085	9.00	9.00	9.00	3.50	2.70	1.50	-0.40	-3.30				10.60	10.60	10.60	5.30	4.30	3.30	1.30	-1.50			
Bandwidth	Band	Channel	Center Frequency (MHz)	11ax/11be HE80/EHT80 (SISO,C0) Low Rate	11ax/11be HE80/EHT80 (SISO,C0) Mid Rate	11ax/11be HE80/EHT80 (SISO,C0) High Rate	11be EHT80 RU484_242 (SISO,C0)	11be EHT80 RU106_26 (SISO,C0)	11ax/11be HE80/EHT80 RU106 (SISO,C0)	11be EHT80 RU52_26 (SISO,C0)	11ax/11be HE80/EHT80 RU52 (SISO,C0)	11ax/11be HE80/EHT80 RU26 (SISO,C0)			11ax/11be HE80/EHT80 (SISO,C1) Low Rate	11ax/11be HE80/EHT80 (SISO,C1) Mid Rate	11ax/11be HE80/EHT80 (SISO,C1) High Rate	11be EHT80 RU484_242 (SISO,C1)	11be EHT80 RU106_26 (SISO,C1)	11ax/11be HE80/EHT80 RU106 (SISO,C1)	11be EHT80 RU52_26 (SISO,C1)	11ax/11be HE80/EHT80 RU52 (SISO,C1)	11ax/11be HE80/EHT80 RU26 (SISO,C1)		
80 MHz	U-NII-5	7	5985	NS	NS	NS	NS	NS	NS	NS	NS	NS			NS	NS	NS	NS	NS	NS	NS	NS	NS		
		23	6065	NS	NS	NS	NS	NS	NS	NS	NS	NS			NS	NS	NS	NS	NS	NS	NS	NS	NS		
		39-55	6145-6225	12.20	12.20	12.20	10.80	3.60	2.50	1.30	-0.40	-3.20			12.30	12.30	12.30	10.70	3.70	2.80	1.60	-0.30	-3.10		
		71	6305	11.10	11.10	11.10	9.90	2.90	2.00	0.80	-1.30	-4.00			13.80	13.80	13.80	12.50	5.30	4.50	3.20	1.20	-1.40		
		87	6385	11.10	11.10	11.10	10.00	2.90	2.00	0.80	-1.10	-3.80			14.00	14.00	14.00	12.50	5.30	4.60	3.20	1.50	-1.40		
	U-NII-6	103	6465	11.20	11.20	11.20	10.10	2.90	1.90	0.90	-1.10	-3.90			13.60	13.60	13.60	12.40	5.20	4.30	3.00	1.20	-1.50		
		119	6545	11.40	11.40	11.40	9.90	2.90	1.90	0.80	-1.20	-4.00			10.60	10.60	10.60	9.30	2.00	1.30	0.00	-1.80	-4.60		
	U-NII-7	135-167	6625-6785	11.40	11.40	11.40	10.00	2.90	2.00	0.90	-1.20	-3.80			10.50	10.50	10.50	9.20	2.10	1.20	0.10	-2.00	-4.60		
	U-NII-8	183	6865	11.40	11.40	11.40	10.10	2.80	2.10	0.90	-1.00	-3.80			10.60	10.60	10.60	9.10	2.10	1.30	0.20	-1.90	-4.60		
		199	6945	11.90	11.90	11.90	10.40	3.50	2.60	1.40	-0.60	-3.40			13.60	13.60	13.60	12.20	5.30	4.30	3.20	1.10	-1.50		
		215	7025	12.10	12.10	12.10	10.50	3.60	2.60	1.40	-0.60	-3.30			13.60	13.60	13.60	12.10	5.20	4.40	3.10	1.10	-1.60		
Bandwidth	Band	Channel	Center Frequency (MHz)	11ax/11be HE160/EHT160 (SISO,C0) Low Rate	11ax/11be HE160/EHT160 (SISO,C0) Mid Rate	11ax/11be HE160/EHT160 (SISO,C0) High Rate	11be EHT160 RU996_484_242 (SISO,C0)	11be EHT160 RU996_484 (SISO,C0)	11be EHT160 RU484_242 (SISO,C0)	11be EHT160 RU106_26 (SISO,C0)	11ax/11be HE160/EHT160 RU106 (SISO,C0)	11be EHT160 RU52_26 (SISO,C0)	11ax/11be HE160/EHT160 RU52 (SISO,C0)	11ax/11be HE160/EHT160 RU26 (SISO,C0)	11ax/11be HE160/EHT160 (SISO,C1) Low Rate	11ax/11be HE160/EHT160 (SISO,C1) Mid Rate	11ax/11be HE160/EHT160 (SISO,C1) High Rate	11be EHT160 RU996_484_242 (SISO,C1)	11be EHT160 RU996_484 (SISO,C1)	11be EHT160 RU484_242 (SISO,C1)	11be EHT160 RU106_26 (SISO,C1)	11ax/11be HE160/EHT160 RU106 (SISO,C1)	11be EHT160 RU52_26 (SISO,C1)	11ax/11be HE160/EHT160 RU52 (SISO,C1)	11ax/11be HE160/EHT160 RU26 (SISO,C1)
160 MHz	U-NII-5	15	6025	NS	NS	NS	NS	NS	NS	NS	NS	NS	NS	NS	NS	NS	NS	NS	NS	NS	NS	NS	NS	NS	NS
		47	6185	13.70	13.70	13.70	13.70	13.60	10.80	3.60	2.50	1.30	-0.40	-3.20	13.90	13.90	13.90	13.90	12.20	10.70	3.70	2.80	1.60	-0.30	-3.10
		79	6345	12.90	12.90	12.90	12.90	12.90	9.90	2.90	2.00	0.80	-1.30	-4.00	15.50	15.50	15.50	15.50	14.20	12.50	5.30	4.50	3.20	1.30	-1.30
	U-NII-6	111	6505	13.00	13.00	13.00	13.00	12.90	9.90	2.90	1.90	0.80	-1.30	-3.90	12.30	12.30	12.30	12.30	11.00	9.30	2.00	1.20	0.00	-1.80	-4.60
	U-NII-7	143	6665	13.10	13.10	13.10	13.10	12.90	10.10	2.90	2.00	0.90	-1.20	-3.80	12.30	12.30	12.30	12.30	10.70	9.20	2.10	1.20	0.10	-1.90	-4.60
	U-NII-8	175	6825	13.10	13.10	13.10	13.10	13.00	10.00	2.80	2.00	0.90	-1.10	-3.80	12.30	12.30	12.30	12.30	10.80	9.10	2.10	1.30	0.10	-2.00	-4.70
		207	6985	13.60	13.60	13.60	13.60	13.50	10.40	3.50	2.60	1.40	-0.70	-3.40	15.30	15.30	15.30	15.30	14.00	12.10	5.20	4.30	3.20	1.10	-1.70

Bandwidth	Band	Channel	Frequency (MHz)	Maximum Output Power (dBm)																																
				MIMO																																
				VLP for ANT5 / ANT6																																
				a (2Tx, CDD) Low Rate	a (2Tx, CDD) Mid Rate	a (2Tx, CDD) High Rate	11ax/11be HE20/EHT20 (2Tx, CDD) Low Rate	11ax/11be HE20/EHT20 (2Tx, CDD) Mid Rate	11ax/11be HE20/EHT20 (2Tx, CDD) High Rate	11be EHT20 RU106_26 (2Tx, CDD)	11ax/11be HE20/EHT20 RU106 (2Tx, CDD)	11be EHT20 RU52_26 (2Tx, CDD)	11ax/11be HE20/EHT20 RU52 (2Tx, CDD)	11ax/11be HE20/EHT20 RU26 (2Tx, CDD)	11ax/11be HE20/EHT20 (2Tx, SDM) Low Rate	11ax/11be HE20/EHT20 (2Tx, SDM) Mid Rate	11ax/11be HE20/EHT20 (2Tx, SDM) High Rate	11be EHT20 RU106_26 (2Tx, SDM)	11ax/11be HE20/EHT20 RU106 (2Tx, SDM)	11be EHT20 RU52_26 (2Tx, SDM)	11ax/11be HE20/EHT20 RU52 (2Tx, SDM)	11ax/11be HE20/EHT20 RU26 (2Tx, SDM)	11ax/11be HE20/EHT20 (2Tx, TxBF) Low Rate	11ax/11be HE20/EHT20 (2Tx, TxBF) Mid Rate	11ax/11be HE20/EHT20 (2Tx, TxBF) High Rate	11be EHT20 RU106_26 (2Tx, TxBF)	11ax/11be HE20/EHT20 RU106 (2Tx, TxBF)	11be EHT20 RU52_26 (2Tx, TxBF)	11ax/11be HE20/EHT20 RU52 (2Tx, TxBF)	11ax/11be HE20/EHT20 RU26 (2Tx, TxBF)						
20 MHz	U-NII-5	2	5935	NS	NS	NS	NS	NS	NS	NS	NS	NS	NS	NS	NS	NS	NS	NS	NS	NS	NS	NS	NS	NS	NS	NS	NS	NS	NS	NS						
		1	5955	NS	NS	NS	NS	NS	NS	NS	NS	NS	NS	NS	NS	NS	NS	NS	NS	NS	NS	NS	NS	NS	NS	NS	NS	NS	NS	NS						
		5	5975	NS	NS	NS	NS	NS	NS	NS	NS	NS	NS	NS	NS	NS	NS	NS	NS	NS	NS	NS	NS	NS	NS	NS	NS	NS	NS	NS						
		9-29	5995-6095	NS	NS	NS	NS	NS	NS	NS	NS	NS	NS	NS	NS	NS	NS	NS	NS	NS	NS	NS	NS	NS	NS	NS	NS	NS	NS	NS						
		33-61	6115-6255	0.10	0.10	0.10	0.10	0.10	0.10	-2.40	-3.40	-4.60	-6.40	NS	3.10	3.10	3.10	0.70	-0.40	-1.60	-3.40	-6.20	NS	NS	NS	NS	NS	NS	NS	NS						
		65-85	6275-6375	0.40	0.40	0.40	0.40	0.40	0.40	-2.10	-2.90	-4.20	-6.10	-8.80	3.30	3.30	3.30	0.90	0.00	-1.30	-3.20	-5.90	NS	NS	NS	NS	NS	NS	NS	NS						
		89	6395	0.60	0.60	0.60	0.60	0.60	0.60	-2.00	-2.80	-4.10	-5.80	-8.60	3.50	3.50	3.50	0.90	0.10	-1.20	-2.90	-5.70	NS	NS	NS	NS	NS	NS	NS	NS						
		93	6415	0.60	0.60	0.60	0.60	0.60	0.60	-2.00	-2.80	-4.10	-5.80	-8.60	3.50	3.50	3.50	0.90	0.10	-1.20	-2.90	-5.70	NS	NS	NS	NS	NS	NS	NS	NS						
	U-NII-6	97-113	6435-6515	0.40	0.40	0.40	0.50	0.50	0.50	-2.10	-3.10	-4.20	-6.00	-8.80	3.40	3.40	3.40	0.90	-0.10	-1.30	-3.10	-5.90	NS	NS	NS	NS	NS	NS	NS	NS						
	U-NII-7	117-181	6535-6855	-1.20	-1.20	-1.20	-1.10	-1.10	-1.10	-3.60	-4.40	-5.60	-7.60	NS	1.90	1.90	1.90	-0.60	-1.40	-2.60	-4.60	-7.30	NS	NS	NS	NS	NS	NS	NS	NS						
	U-NII-8	185	6875	-1.00	-1.00	-1.00	-1.00	-1.00	-1.00	-3.40	-4.40	-5.50	-7.50	NS	2.00	2.00	2.00	-0.40	-1.40	-2.50	-4.50	-7.20	NS	NS	NS	NS	NS	NS	NS	NS						
		189-225	6895-7075	0.60	0.60	0.60	0.70	0.70	0.70	-1.70	-2.70	-3.80	-5.80	-8.60	3.60	3.60	3.60	1.20	0.30	-0.80	-2.90	-5.60	NS	NS	NS	NS	NS	NS	NS	NS						
		229	7095	0.50	0.50	0.50	0.90	0.90	0.90	-1.60	-2.50	-3.60	-5.60	-8.30	3.80	3.80	3.80	1.30	0.50	-0.70	-2.70	-5.40	NS	NS	NS	NS	NS	NS	NS	NS						
		233	7115	-5.00	-5.00	-5.00	0.00	0.00	0.00	-3.00	-3.90	-3.60	-5.70	-8.40	3.00	3.00	3.00	0.00	-0.90	-0.60	-2.70	-5.50	NS	NS	NS	NS	NS	NS	NS	NS						
width	Band	Channel	Center Frequency (MHz)	11ax/11be HE40/EHT40 (2Tx, CDD) Low Rate	11ax/11be HE40/EHT40 (2Tx, CDD) Mid Rate	11ax/11be HE40/EHT40 (2Tx, CDD) High Rate	11be EHT40 RU106_26 (2Tx, CDD)	11ax/11be HE40/EHT40 RU106 (2Tx, CDD)	11be EHT40 RU52_26 (2Tx, CDD)	11ax/11be HE40/EHT40 RU52 (2Tx, CDD)	11ax/11be HE40/EHT40 RU26 (2Tx, CDD)	11ax/11be HE40/EHT40 (2Tx, SDM) Low Rate	11ax/11be HE40/EHT40 (2Tx, SDM) Mid Rate	11ax/11be HE40/EHT40 (2Tx, SDM) High Rate	11be EHT40 RU106_26 (2Tx, SDM)	11ax/11be HE40/EHT40 RU106 (2Tx, SDM)	11be EHT40 RU52_26 (2Tx, SDM)	11ax/11be HE40/EHT40 RU52 (2Tx, SDM)	11ax/11be HE40/EHT40 RU26 (2Tx, SDM)	11ax/11be HE40/EHT40 (2Tx, TxBF) Low Rate	11ax/11be HE40/EHT40 (2Tx, TxBF) Mid Rate	11ax/11be HE40/EHT40 (2Tx, TxBF) High Rate	11be EHT40 RU106_26 (2Tx, TxBF)	11ax/11be HE40/EHT40 RU106 (2Tx, TxBF)	11be EHT40 RU52_26 (2Tx, TxBF)	11ax/11be HE40/EHT40 RU52 (2Tx, TxBF)	11ax/11be HE40/EHT40 RU26 (2Tx, TxBF)									
40 MHz	U-NII-5	3	5965	NS	NS	NS	NS	NS	NS	NS	NS	NS	NS	NS	NS	NS	NS	NS	NS	NS	NS	NS	NS	NS	NS	NS	NS									
		11	6005	NS	NS	NS	NS	NS	NS	NS	NS	NS	NS	NS	NS	NS	NS	NS	NS	NS	NS	NS	NS	NS	NS	NS	NS									
		19-27	6045-6085	NS	NS	NS	NS	NS	NS	NS	NS	NS	NS	NS	NS	NS	NS	NS	NS	NS	NS	NS	NS	NS	NS	NS	NS									
		35-59	6125-6245	3.10	3.10	3.10	-2.40	-3.40	-4.60	-6.40	NS	6.10	6.10	6.10	0.70	-0.40	-1.60	-3.40	-6.20	NS	NS	NS	NS	NS	NS	NS	NS									
		67-75	6285-6325	3.40	3.40	3.40	-2.00	-2.90	-4.10	-6.10	-8.80	6.30	6.30	6.30	0.90	0.00	-1.20	-3.20	-5.90	NS	NS	NS	NS	NS	NS	NS	NS									
		83	6365	3.40	3.40	3.40	-2.10	-2.90	-4.20	-6.00	-8.70	6.30	6.30	6.30	0.90	0.00	-1.30	-3.10	-5.80	NS	NS	NS	NS	NS	NS	NS	NS									
		91	6405	3.60	3.60	3.60	-2.00	-2.80	-4.10	-5.80	-8.60	6.50	6.50	6.50	0.90	0.10	-1.20	-2.90	-5.70	NS	NS	NS	NS	NS	NS	NS	NS									
	U-NII-6	99-107	6445-6485	3.30	3.30	3.30	-2.10	-3.10	-4.20	-6.10	-8.80	6.20	6.20	6.20	0.90	-0.10	-1.30	-3.20	-5.90	NS	NS	NS	NS	NS	NS	NS	NS									
		115	6525	2.00	2.00	2.00	-3.60	-4.40	-5.70	-7.50	NS	5.00	5.00	5.00	-0.60	-1.40	-2.70	-4.50	-7.30	NS	NS	NS	NS	NS	NS	NS	NS									
	U-NII-7	123-179	6565-6845	1.90	1.90	1.90	-3.60	-4.40	-5.80	-7.60	NS	4.90	4.90	4.90	-0.60	-1.40	-2.80	-4.60	-7.30	NS	NS	NS	NS	NS	NS	NS	NS									
	U-NII-8	187	6885	1.90	1.90	1.90	-3.40	-4.40	-5.60	-7.50	NS	4.90	4.90	4.90	-0.40	-1.40	-2.60	-4.50	-7.20	NS	NS	NS	NS	NS	NS	NS	NS									
		195-219	6925-7045	3.50	3.50	3.50	-1.80	-2.60	-3.90	-5.80	-8.60	6.50	6.50	6.50	1.20	0.30	-0.90	-2.90	-5.60	NS	NS	NS	NS	NS	NS	NS	NS									
		227	7085	3.70	3.70	3.70	-1.60	-2.70	-3.70	-5.60	-8.50	6.60	6.60	6.60	1.30	0.30	-0.70	-2.70	-5.60	NS	NS	NS	NS	NS	NS	NS	NS									
width	Band	Channel	Center Frequency (MHz)	11ax/11be HE80/EHT80 (2Tx, CDD) Low Rate	11ax/11be HE80/EHT80 (2Tx, CDD) Mid Rate	11ax/11be HE80/EHT80 (2Tx, CDD) High Rate	11be EHT80 RU484_242 (2Tx, CDD)	11be EHT80 RU106_26 (2Tx, CDD)	11ax/11be HE80/EHT80 RU106 (2Tx, CDD)	11be EHT80 RU52_26 (2Tx, CDD)	11ax/11be HE80/EHT80 RU52 (2Tx, CDD)	11ax/11be HE80/EHT80 RU26 (2Tx, CDD)	11ax/11be HE80/EHT80 (2Tx, SDM) Low Rate	11ax/11be HE80/EHT80 (2Tx, SDM) Mid Rate	11ax/11be HE80/EHT80 (2Tx, SDM) High Rate	11be EHT80 RU484_242 (2Tx, SDM)	11be EHT80 RU106_26 (2Tx, SDM)	11ax/11be HE80/EHT80 RU106 (2Tx, SDM)	11be EHT80 RU52_26 (2Tx, SDM)	11ax/11be HE80/EHT80 RU52 (2Tx, SDM)	11ax/11be HE80/EHT80 RU26 (2Tx, SDM)	11ax/11be HE80/EHT80 (2Tx, TxBF) Low Rate	11ax/11be HE80/EHT80 (2Tx, TxBF) Mid Rate	11ax/11be HE80/EHT80 (2Tx, TxBF) High Rate	11be EHT80 RU484_242 (2Tx, TxBF)	11be EHT80 RU106_26 (2Tx, TxBF)	11ax/11be HE80/EHT80 RU106 (2Tx, TxBF)	11be EHT80 RU52_26 (2Tx, TxBF)	11ax/11be HE80/EHT80 RU52 (2Tx, TxBF)	11ax/11be HE80/EHT80 RU26 (2Tx, TxBF)						
80 MHz	U-NII-5	7	5985	NS	NS	NS	NS	NS	NS	NS	NS	NS	NS	NS	NS	NS	NS	NS	NS	NS	NS	NS	NS	NS	NS	NS	NS	NS	NS	NS						
		23	6065	NS	NS	NS	NS	NS	NS	NS	NS	NS	NS	NS	NS	NS	NS	NS	NS	NS	NS	NS	NS	NS	NS	NS	NS	NS	NS	NS						
		39-55	6145-6225	6.20	6.20	6.20	4.60	-2.40	-3.40	-4.60	-6.40	NS	9.20	9.20	9.20	7.60	0.70	-0.40	-1.60	-3.40	-6.20	NS	NS	NS	NS	NS	NS	NS	NS	NS						
		71	6305	6.30	6.30	6.30	5.10	-2.10	-2.90	-4.20	-6.10	-8.80	9.20	9.20	9.20	8.00	0.90	0.00	-1.30	-3.20	-5.90	NS	NS	NS	NS	NS	NS	NS	NS	NS						
		87	6385	6.30	6.30	6.30	5.10	-2.10	-2.80	-4.20	-6.00	-8.70	9.20	9.20	9.20	8.10	0.90	0.10	-1.30	-3.10	-5.80	NS	NS	NS	NS	NS	NS	NS	NS	NS						
	U-NII-6	103	6465	6.30	6.30	6.30	5.10	-2.10	-3.10	-4.20	-6.00	-8.80	9.20	9.20	9.20	8.00	0.90	-0.10	-1.30	-3.10	-5.90	NS	NS	NS	NS	NS	NS	NS	NS	NS						
		119	6545	5.00	5.00	5.00	3.60	-3.60	-4.50	-5.70	-7.50	NS	8.00	8.00	8.00	6.60	-0.60	-1.50	-2.70	-4.50	-7.30	NS	NS	NS	NS	NS	NS	NS	NS	NS						
	U-NII-7	135-167	6625-6785	4.90	4.90	4.90	3.50	-3.50	-4.40	-5.60	-7.60	NS	7.90	7.90	7.90	6.50	-0.50	-1.40	-2.60	-4.60	-7.30	NS	NS	NS	NS	NS	NS	NS	NS	NS						
	U-NII-8	183	6865	4.90	4.90	4.90	3.50	-3.60	-4.40	-5.50	-7.50	NS	7.90	7.90	7.90	6.50	-0.60	-1.40	-2.50	-4.50	-7.20	NS	NS	NS	NS	NS	NS	NS	NS	NS						
		199	6945	6.70	6.70	6.70	5.20	-1.70	-2.60	-3.80	-5.80	-8.50	9.70	9.70	9.70	8.20	1.30	0.30	-0.80	-2.90	-5.60	NS	NS	NS	NS	NS	NS	NS	NS	NS						
		215	7025	6.70	6.70	6.70	5.20	-1.70	-2.60	-3.80	-5.80	-8.60	9.60	9.60	9.60	8.20	1.20	0.30	-0.80	-2.90	-5.60	NS	NS	NS	NS	NS	NS	NS	NS	NS						
width	Band	Channel	Center Frequency (MHz)	11ax/11be HE160/EHT160 (2Tx, CDD) Low Rate	11ax/11be HE160/EHT160 (2Tx, CDD) Mid Rate	11ax/11be HE160/EHT160 (2Tx, CDD) High Rate	11be EHT160 RU996_484_242 (2Tx, CDD)	11be EHT160 RU996_484 (2Tx, CDD)	11be EHT160 RU484_242 (2Tx, CDD)	11be EHT160 RU106_26 (2Tx, CDD)	11ax/11be HE160/EHT160 RU106 (2Tx, CDD)	11be EHT160 RU52_26 (2Tx, CDD)	11ax/11be HE160/EHT160 RU52 (2Tx, CDD)	11ax/11be HE160/EHT160 RU26 (2Tx, CDD)	11ax/11be HE160/EHT160 (2Tx, SDM) Low Rate	11ax/11be HE160/EHT160 (2Tx, SDM) Mid Rate	11ax/11be HE160/EHT160 (2Tx, SDM) High Rate	11be EHT160 RU996_484_242 (2Tx, SDM)	11be EHT160 RU996_484 (2Tx, SDM)	11be EHT160 RU484_242 (2Tx, SDM)	11be EHT160 RU106_26 (2Tx, SDM)	11ax/11be HE160/EHT160 RU106 (2Tx, SDM)	11be EHT160 RU52_26 (2Tx, SDM)	11ax/11be HE160/EHT160 RU52 (2Tx, SDM)	11ax/11be HE160/EHT160 RU26 (2Tx, SDM)	11ax/11be HE160/EHT160 (2Tx, TxBF) Low Rate	11ax/11be HE160/EHT160 (2Tx, TxBF) Mid Rate	11ax/11be HE160/EHT160 (2Tx, TxBF) High Rate	11be EHT160 RU996_484_242 (2Tx, TxBF)	11be EHT160 RU996_484 (2Tx, TxBF)	11be EHT160 RU484_242 (2Tx, TxBF)	11be EHT160 RU106_26 (2Tx, TxBF)	11ax/11be HE160/EHT160 RU106 (2Tx, TxBF)	11be EHT160 RU52_26 (2Tx, TxBF)	11ax/11be HE160/EHT160 RU52 (2Tx, TxBF)	11ax/11be HE160/EHT160 RU26 (2Tx, TxBF)
160 MHz	U-NII-5	15	6025	NS	NS	NS	NS	NS	NS	NS	NS	NS	NS	NS	NS	NS	NS	NS	NS	NS	NS	NS	NS	NS	NS	NS	NS	NS	NS	NS	NS	NS	NS	NS	NS	NS
		47	6185	9.00	9.00	9.00	8.20	7.60	4.80	-2.30	-3.40	-4.60	-6.30	NS	10.80	10.80	10.80	10.80	10.60	7.80	0.70	-0.40	-1.60	-3.30	-6.10	NS	NS	NS	NS	NS	NS	NS	NS	NS	NS	NS
		79	6345	9.30	9.30	9.30	8.60	8.10	5.10	-1.90	-2.80	-4.10	-6.10	-8.80	11.00	11.00	11.00	11.00	11.00	8.00	1.00	0.10	-1.20	-3.20	-5.90	NS	NS	NS	NS	NS	NS	NS	NS	NS	NS	NS
	U-NII-6	111	6505	7.80	7.80	7.80	7.20	6.50	3.60	-3.50	-4.50	-5.60	-7.60	NS	9.60	9.60	9.60	9.60	9.50	6.60	-0.50	-1.50	-2.60	-4.60	-7.30	NS	NS	NS	NS	NS	NS	NS	NS	NS	NS	NS
	U-NII-7	143	6665	7.60	7.60	7.60	7.40	6.50	3.60	-3.50	-4.40	-5.60	-7.60	NS	9.60	9.60	9.60	9.60	9.50	6.60	-0.50	-1.40	-2.60	-4.60	-7.20	NS	NS	NS	NS	NS	NS	NS	NS	NS	NS	NS
	U-NII-8	175	6825	7.70	7.70	7.70	7.20	6.60	3.60	-3.60	-4.40	-5.50	-7.50	NS	9.60	9.60	9.60	9.60	9.60	6.60	-0.60	-1.40	-2.50	-4.50	-7.30	NS	NS	NS	NS	NS	NS	NS	NS	NS	NS	NS
		207	6985	9.50	9.50	9.50	9.10	8.30	5.20	-1.70	-2.60	-3.80	-5.90	-8.50	11.40	11.40	11.40	11.40	11.30	8.20	1.30	0.30	-0.80	-3.00	-5.60	NS	NS	NS	NS	NS	NS	NS	NS	NS	NS	NS

This report shall not be reproduced without the written approval of UL Verification Services Inc.

Wi-Fi 6GHz (Power States) for SAR Power

For 6 GHz band, there are use 6 difference Power States(PS):

Connectivity Power State	Cellular (2 PS)	Connectivity (6 PS)	802.15.4ab (1 PS)
Connectivity PS1	OFF	ON	OFF
Connectivity PS2	OFF	ON	ON
Connectivity PS3	ON PS2	ON	OFF
Connectivity PS4	ON PS2	ON	ON
Connectivity PS5	ON PS1	ON	OFF
Connectivity PS6	ON PS1	ON	ON

1. Connectivity refers to the following technologies: Wi-Fi 2.4/5/6 GHz, Bluetooth 2.4 GHz, NB-UNII, and 802.15.4.
2. Cellular PS1: Combines with Connectivity PS5 and PS6.
3. Cellular PS2: Combines with Connectivity PS3 and PS4.
4. 802.15.4ab only combines with Connectivity PS 2, 4, and 6.
5. SAR measurements were performed only once for Cellular PS1. Cellular PS2 has a reduced Tune-Up Limit and uses the same measured conducted power as PS1.

This report shall not be reproduced without the written approval of UL Verification Services Inc.

Antenna	Mode	Bandwidth	Channel	Frequency	Maximum Output Power (dBm)											
					Power State 1		Power State 2		Power State 3		Power State 4		Power State 5		Power State 6	
					Mode A	Mode B	Mode A	Mode B	Mode A	Mode B	Mode A	Mode B	Mode A	Mode B	Mode A	Mode B
ANT5	U-NII-5	802.11a 20 MHz	1	5955	12.75	12.75	12.75	12.75	10.50	10.50	9.75	9.75	8.75	8.75	7.50	7.50
			5	5975	12.75	12.75	12.75	12.75	10.50	10.50	9.75	9.75	8.75	8.75	7.50	7.50
			9	5995	12.75	12.75	12.75	12.75	10.50	10.50	9.75	9.75	8.75	8.75	7.50	7.50
			13-29	6015-6095	12.75	12.75	12.75	12.75	10.50	10.50	9.75	9.75	8.75	8.75	7.50	7.50
			33-61	6115-6255	11.75	11.75	11.75	11.75	9.50	9.50	8.75	8.75	7.75	7.75	6.50	6.50
			65-85	6275-6375	12.50	12.50	12.50	12.50	10.25	10.25	9.50	9.50	8.50	8.50	7.25	7.25
			89	6395	12.50	12.50	12.50	12.50	10.25	10.25	9.50	9.50	8.50	8.50	7.25	7.25
			93	6415	12.50	12.50	12.50	12.50	10.25	10.25	9.50	9.50	8.50	8.50	7.25	7.25
		802.11ax 40 MHz	3	5965	12.75	12.75	12.75	12.75	10.50	10.50	9.75	9.75	8.75	8.75	7.50	7.50
			11	6005	12.75	12.75	12.75	12.75	10.50	10.50	9.75	9.75	8.75	8.75	7.50	7.50
			19-27	6045-6085	12.75	12.75	12.75	12.75	10.50	10.50	9.75	9.75	8.75	8.75	7.50	7.50
			35-59	6125-6245	11.75	11.75	11.75	11.75	9.50	9.50	8.75	8.75	7.75	7.75	6.50	6.50
			67-75	6285-6325	12.50	12.50	12.50	12.50	10.25	10.25	9.50	9.50	8.50	8.50	7.25	7.25
			83	6365	12.50	12.50	12.50	12.50	10.25	10.25	9.50	9.50	8.50	8.50	7.25	7.25
			91	6405	12.50	12.50	12.50	12.50	10.25	10.25	9.50	9.50	8.50	8.50	7.25	7.25
		802.11ax 80 MHz	7	5985	12.75	12.75	12.75	12.75	10.50	10.50	9.75	9.75	8.75	8.75	7.50	7.50
			23	6065	12.75	12.75	12.75	12.75	10.50	10.50	9.75	9.75	8.75	8.75	7.50	7.50
			39-55	6145-6225	11.75	11.75	11.75	11.75	9.50	9.50	8.75	8.75	7.75	7.75	6.50	6.50
			71	6305	12.50	12.50	12.50	12.50	10.25	10.25	9.50	9.50	8.50	8.50	7.25	7.25
			87	6385	12.50	12.50	12.50	12.50	10.25	10.25	9.50	9.50	8.50	8.50	7.25	7.25
		802.11ax 160 MHz	15	6025	**12.75**	**12.75**	**12.75**	**12.75**	**10.50**	**10.50**	**9.75**	**9.75**	**8.75**	**8.75**	**7.50**	**7.50**
			47	6185	**11.75**	**11.75**	**11.75**	**11.75**	**9.50**	**9.50**	**8.75**	**8.75**	**7.75**	**7.75**	**6.50**	**6.50**
			79	6345	**12.50**	**12.50**	**12.50**	**12.50**	**10.25**	**10.25**	**9.50**	**9.50**	**8.50**	**8.50**	**7.25**	**7.25**
	Mode	Bandwidth	Channel	Frequency	Maximum Output Power (dBm)											
					Power State 1		Power State 2		Power State 3		Power State 4		Power State 5		Power State 6	
					Mode A	Mode B	Mode A	Mode B	Mode A	Mode B	Mode A	Mode B	Mode A	Mode B	Mode A	Mode B
	U-NII-6	802.11a 20 MHz	97-109	6435-6495	11.80	11.80	11.80	11.80	10.25	10.25	9.50	9.50	8.50	8.50	7.25	7.25
			113	6515	11.80	11.80	11.80	11.80	10.25	10.25	9.50	9.50	8.50	8.50	7.25	7.25
		802.11ax 40 MHz	99-107	6445-6485	12.50	12.50	12.50	12.50	10.25	10.25	9.50	9.50	8.50	8.50	7.25	7.25
			115	6525	11.70	11.70	11.70	11.70	10.25	10.25	9.50	9.50	8.50	8.50	7.25	7.25
		802.11ax 80 MHz	103	6465	12.50	12.50	12.50	12.50	10.25	10.25	9.50	9.50	8.50	8.50	7.25	7.25
		802.11ax 160 MHz	111	6505	**12.50**	**12.50**	**12.50**	**12.50**	**10.25**	**10.25**	**9.50**	**9.50**	**8.50**	**8.50**	**7.25**	**7.25**
	Mode	Bandwidth	Channel	Frequency	Maximum Output Power (dBm)											
					Power State 1		Power State 2		Power State 3		Power State 4		Power State 5		Power State 6	
					Mode A	Mode B	Mode A	Mode B	Mode A	Mode B	Mode A	Mode B	Mode A	Mode B	Mode A	Mode B
	U-NII-7	802.11a 20 MHz	117-125	6535-6575	12.50	12.50	12.50	12.50	10.25	10.25	9.50	9.50	8.50	8.50	7.25	7.25
			129-157	6595-6735	13.25	13.25	13.25	13.25	11.00	11.00	10.25	10.25	9.25	9.25	8.00	8.00
			161-181	6735-6855	12.75	12.75	12.75	12.75	10.50	10.50	9.75	9.75	8.75	8.75	7.50	7.50
			185	6875	8.70	8.70	8.70	8.70	8.70	8.70	8.70	8.70	8.70	8.70	7.50	7.50
		802.11ax 40 MHz	123	6565	12.50	12.50	12.50	12.50	10.25	10.25	9.50	9.50	8.50	8.50	7.25	7.25
			131-155	6605-6725	13.25	13.25	13.25	13.25	11.00	11.00	10.25	10.25	9.25	9.25	8.00	8.00
			163-179	6765-6845	12.75	12.75	12.75	12.75	10.50	10.50	9.75	9.75	8.75	8.75	7.50	7.50
		802.11ax 80 MHz	119	6545	12.50	12.50	12.50	12.50	10.25	10.25	9.50	9.50	8.50	8.50	7.25	7.25
			135-151	6625-6705	13.25	13.25	13.25	13.25	11.00	11.00	10.25	10.25	9.25	9.25	8.00	8.00
			167	6785	12.75	12.75	12.75	12.75	10.50	10.50	9.75	9.75	8.75	8.75	7.50	7.50
			183	6865	12.75	12.75	12.75	12.75	10.50	10.50	9.75	9.75	8.75	8.75	7.50	7.50
		802.11ax 160 MHz	143	6665	**13.25**	**13.25**	**13.25**	**13.25**	**11.00**	**11.00**	**10.25**	**10.25**	**9.25**	**9.25**	**8.00**	**8.00**
			175	6825	**12.75**	**12.75**	**12.75**	**12.75**	**10.50**	**10.50**	**9.75**	**9.75**	**8.75**	**8.75**	**7.50**	**7.50**
	Mode	Bandwidth	Channel	Frequency	Maximum Output Power (dBm)											
					Power State 1		Power State 2		Power State 3		Power State 4		Power State 5		Power State 6	
					Mode A	Mode B	Mode A	Mode B	Mode A	Mode B	Mode A	Mode B	Mode A	Mode B	Mode A	Mode B
	U-NII-8	802.11a 20 MHz	189-225	6895-7075	11.70	11.70	11.70	11.70	10.50	10.50	9.75	9.75	8.75	8.75	7.50	7.50
			229	7095	11.80	11.80	11.80	11.80	10.25	10.25	9.50	9.50	8.50	8.50	7.25	7.25
			233	7115	11.00	11.00	11.00	11.00	10.25	10.25	9.50	9.50	8.50	8.50	7.25	7.25
		802.11ax 40 MHz	187	6885	11.60	11.60	11.60	11.60	**10.50**	**10.50**	**9.75**	**9.75**	**8.75**	**8.75**	**7.50**	**7.50**
			195-203	6925-6965	12.50	12.50	12.50	12.50	**10.25**	**10.25**	**9.50**	**9.50**	**8.50**	**8.50**	**7.25**	**7.25**
			211-219	7005-7045	12.50	12.50	12.50	12.50	**10.25**	**10.25**	**9.50**	**9.50**	**8.50**	**8.50**	**7.25**	**7.25**
			227	7085	12.50	12.50	12.50	12.50	**10.25**	**10.25**	**9.50**	**9.50**	**8.50**	**8.50**	**7.25**	**7.25**
		802.11ax 80 MHz	199	6945	12.50	12.50	12.50	12.50	10.25	10.25	9.50	9.50	8.50	8.50	7.25	7.25
			215	7025	12.50	12.50	12.50	12.50	10.25	10.25	9.50	9.50	8.50	8.50	7.25	7.25
		802.11ax 160 MHz	207	6985	**12.50**	**12.50**	**12.50**	**12.50**	10.25	10.25	9.50	9.50	8.50	8.50	7.25	7.25

Note(s):

Power State 1 and 2 have the same maximum output power.

This report shall not be reproduced without the written approval of UL Verification Services Inc.

Antenna	Mode	Bandwidth	Channel	Frequency	Maximum Output Power (dBm)											
					Power State 1		Power State 2		Power State 3		Power State 4		Power State 5		Power State 6	
					Mode A	Mode B	Mode A	Mode B	Mode A	Mode B	Mode A	Mode B	Mode A	Mode B	Mode A	Mode B
ANT6	U-NII-5	802.11a 20 MHz	1	5955	12.00	12.00	12.00	12.00	9.75	9.75	9.00	9.00	8.00	8.00	6.75	6.75
			5	5975	12.00	12.00	12.00	12.00	9.75	9.75	9.00	9.00	8.00	8.00	6.75	6.75
			9	5995	12.00	12.00	12.00	12.00	9.75	9.75	9.00	9.00	8.00	8.00	6.75	6.75
			13-29	6015-6095	12.00	12.00	12.00	12.00	9.75	9.75	9.00	9.00	8.00	8.00	6.75	6.75
			33-61	6115-6255	12.25	12.25	12.25	12.25	10.00	10.00	9.25	9.25	8.25	8.25	7.00	7.00
			65-85	6275-6375	11.50	11.50	11.50	11.50	9.25	9.25	8.50	8.50	7.50	7.50	6.25	6.25
			89	6395	11.50	11.50	11.50	11.50	9.25	9.25	8.50	8.50	7.50	7.50	6.25	6.25
			93	6415	11.50	11.50	11.50	11.50	9.25	9.25	8.50	8.50	7.50	7.50	6.25	6.25
		802.11ax 40 MHz	3	5965	12.00	12.00	12.00	12.00	9.75	9.75	9.00	9.00	8.00	8.00	6.75	6.75
			11	6005	12.00	12.00	12.00	12.00	9.75	9.75	9.00	9.00	8.00	8.00	6.75	6.75
			19-27	6045-6085	12.00	12.00	12.00	12.00	9.75	9.75	9.00	9.00	8.00	8.00	6.75	6.75
			35-59	6125-6245	12.25	12.25	12.25	12.25	10.00	10.00	9.25	9.25	8.25	8.25	7.00	7.00
			67-75	6285-6325	11.50	11.50	11.50	11.50	9.25	9.25	8.50	8.50	7.50	7.50	6.25	6.25
			83	6365	11.50	11.50	11.50	11.50	9.25	9.25	8.50	8.50	7.50	7.50	6.25	6.25
			91	6405	11.50	11.50	11.50	11.50	9.25	9.25	8.50	8.50	7.50	7.50	6.25	6.25
		802.11ax 80 MHz	7	5985	12.00	12.00	12.00	12.00	9.75	9.75	9.00	9.00	8.00	8.00	6.75	6.75
			23	6065	12.00	12.00	12.00	12.00	9.75	9.75	9.00	9.00	8.00	8.00	6.75	6.75
			39-55	6145-6225	12.25	12.25	12.25	12.25	10.00	10.00	9.25	9.25	8.25	8.25	7.00	7.00
			71	6305	11.50	11.50	11.50	11.50	9.25	9.25	8.50	8.50	7.50	7.50	6.25	6.25
			87	6385	11.50	11.50	11.50	11.50	9.25	9.25	8.50	8.50	7.50	7.50	6.25	6.25
		802.11ax 160 MHz	15	6025	**12.00**	**12.00**	**12.00**	**12.00**	**9.75**	**9.75**	**9.00**	**9.00**	**8.00**	**8.00**	**6.75**	**6.75**
			47	6185	**12.25**	**12.25**	**12.25**	**12.25**	**10.00**	**10.00**	**9.25**	**9.25**	**8.25**	**8.25**	**7.00**	**7.00**
			79	6345	**11.50**	**11.50**	**11.50**	**11.50**	**9.25**	**9.25**	**8.50**	**8.50**	**7.50**	**7.50**	**6.25**	**6.25**
	Mode	Bandwidth	Channel	Frequency	Maximum Output Power (dBm)											
					Power State 1		Power State 2		Power State 3		Power State 4		Power State 5		Power State 6	
					Mode A	Mode B	Mode A	Mode B	Mode A	Mode B	Mode A	Mode B	Mode A	Mode B	Mode A	Mode B
	U-NII-6	802.11a 20 MHz	97-109	6435-6495	9.40	9.40	9.40	9.40	8.00	8.00	7.25	7.25	6.25	6.25	5.00	5.00
			113	6515	9.40	9.40	9.40	9.40	8.00	8.00	7.25	7.25	6.25	6.25	5.00	5.00
		802.11ax 40 MHz	99-107	6445-6485	10.25	10.25	10.25	10.25	8.00	8.00	7.25	7.25	6.25	6.25	5.00	5.00
			115	6525	10.25	10.25	10.25	10.25	8.00	8.00	7.25	7.25	6.25	6.25	5.00	5.00
		802.11ax 80 MHz	103	6465	10.25	10.25	10.25	10.25	8.00	8.00	7.25	7.25	6.25	6.25	5.00	5.00
		802.11ax 160 MHz	111	6505	**10.25**	**10.25**	**10.25**	**10.25**	**8.00**	**8.00**	**7.25**	**7.25**	**6.25**	**6.25**	**5.00**	**5.00**
	Mode	Bandwidth	Channel	Frequency	Maximum Output Power (dBm)											
					Power State 1		Power State 2		Power State 3		Power State 4		Power State 5		Power State 6	
					Mode A	Mode B	Mode A	Mode B	Mode A	Mode B	Mode A	Mode B	Mode A	Mode B	Mode A	Mode B
	U-NII-7	802.11a 20 MHz	117-125	6535-6575	10.25	10.25	10.25	10.25	8.00	8.00	7.25	7.25	6.25	6.25	5.00	5.00
			129-157	6595-6735	12.25	12.25	12.25	12.25	10.00	10.00	9.25	9.25	8.25	8.25	7.00	7.00
			161-181	6735-6855	10.75	10.75	10.75	10.75	8.50	8.50	7.75	7.75	6.75	6.75	5.50	5.50
			185	6875	9.40	9.40	9.40	9.40	8.50	8.50	7.75	7.75	6.75	6.75	5.50	5.50
		802.11ax 40 MHz	123	6565	10.25	10.25	10.25	10.25	8.00	8.00	7.25	7.25	6.25	6.25	5.00	5.00
			131-155	6605-6725	12.25	12.25	12.25	12.25	10.00	10.00	9.25	9.25	8.25	8.25	7.00	7.00
			163-179	6765-6845	10.75	10.75	10.75	10.75	8.50	8.50	7.75	7.75	6.75	6.75	5.50	5.50
		802.11ax 80 MHz	119	6545	10.25	10.25	10.25	10.25	8.00	8.00	7.25	7.25	6.25	6.25	5.00	5.00
			135-151	6625-6705	12.25	12.25	12.25	12.25	10.00	10.00	9.25	9.25	8.25	8.25	7.00	7.00
			167	6785	10.75	10.75	10.75	10.75	8.50	8.50	7.75	7.75	6.75	6.75	5.50	5.50
			183	6865	10.75	10.75	10.75	10.75	8.50	8.50	7.75	7.75	6.75	6.75	5.50	5.50
		802.11ax 160 MHz	143	6665	**12.25**	**12.25**	**12.25**	**12.25**	**10.00**	**10.00**	**9.25**	**9.25**	**8.25**	**8.25**	**7.00**	**7.00**
			175	6825	**10.75**	**10.75**	**10.75**	**10.75**	**8.50**	**8.50**	**7.75**	**7.75**	**6.75**	**6.75**	**5.50**	**5.50**
	Mode	Bandwidth	Channel	Frequency	Maximum Output Power (dBm)											
					Power State 1		Power State 2		Power State 3		Power State 4		Power State 5		Power State 6	
					Mode A	Mode B	Mode A	Mode B	Mode A	Mode B	Mode A	Mode B	Mode A	Mode B	Mode A	Mode B
	U-NII-8	802.11a 20 MHz	189-225	6895-7075	9.80	9.80	9.80	9.80	9.25	9.25	8.50	8.50	7.50	7.50	6.25	6.25
			229	7095	10.00	10.00	10.00	10.00	9.25	9.25	8.50	8.50	7.50	7.50	6.25	6.25
			233	7115	9.20	9.20	9.20	9.20	9.20	9.20	8.50	8.50	7.50	7.50	6.25	6.25
		802.11ax 40 MHz	187	6885	10.75	10.75	10.75	10.75	8.50	8.50	7.75	7.75	6.75	6.75	5.50	5.50
			195-203	6925-6965	11.50	11.50	11.50	11.50	9.25	9.25	8.50	8.50	7.50	7.50	6.25	6.25
			211-219	7005-7045	11.50	11.50	11.50	11.50	9.25	9.25	8.50	8.50	7.50	7.50	6.25	6.25
			227	7085	11.50	11.50	11.50	11.50	9.25	9.25	8.50	8.50	7.50	7.50	6.25	6.25
		802.11ax 80 MHz	199	6945	11.50	11.50	11.50	11.50	9.25	9.25	8.50	8.50	7.50	7.50	6.25	6.25
			215	7025	11.50	11.50	11.50	11.50	9.25	9.25	8.50	8.50	7.50	7.50	6.25	6.25
		802.11ax 160 MHz	207	6985	**11.50**	**11.50**	**11.50**	**11.50**	**9.25**	**9.25**	**8.50**	**8.50**	**7.50**	**7.50**	**6.25**	**6.25**

Note(s):

Power State 1 and 2 have the same maximum output power.

This report shall not be reproduced without the written approval of UL Verification Services Inc.

Wi-Fi 6GHz Measured Results

Power Mode	Antenna	Power Mode A						Power Mode B					
		Band	Mode	Ch #	Freq. (MHz)	Meas Pwr (dBm)	Max Output Pwr	Band	Mode	Ch #	Freq. (MHz)	Meas Pwr (dBm)	Max Output Pwr
Power State 1	ANT5	U-NII 5	802.11ax HE160	15	6025	11.30	12.75	U-NII 5	802.11ax HE160	15	6025	11.30	12.75
				47	6185	10.50	11.75			47	6185	10.50	11.75
				79	6345	11.60	12.50			79	6345	11.60	12.50
		U-NII 6	802.11ax HE160	111	6505	11.50	12.50	U-NII 6	802.11ax HE160	111	6505	11.50	12.50
		U-NII 7	802.11ax HE160	143	6665	12.40	13.25	U-NII 7	802.11ax HE160	143	6665	12.40	13.25
				175	6825	11.80	12.75			175	6825	11.80	12.75
		U-NII 8	802.11ax HE160	207	6985	11.30	12.50	U-NII 8	802.11ax HE160	207	6985	11.30	12.50
	ANT6	U-NII 5	802.11ax HE160	15	6025	11.20	12.00	U-NII 5	802.11ax HE160	15	6025	11.20	12.00
				47	6185	11.74	12.25			47	6185	11.74	12.25
				79	6345	10.50	11.50			79	6345	10.50	11.50
		U-NII 6	802.11ax HE160	111	6505	9.00	10.25	U-NII 6	802.11ax HE160	111	6505	9.00	10.25
		U-NII 7	802.11ax HE160	143	6665	11.40	12.25	U-NII 7	802.11ax HE160	143	6665	11.40	12.25
				175	6825	9.50	10.75			175	6825	9.50	10.75
		U-NII 8	802.11ax HE160	207	6985	10.30	11.50	U-NII 8	802.11ax HE160	207	6985	10.30	11.50

Power Mode	Antenna	Power Mode A						Power Mode B					
		Band	Mode	Ch #	Freq. (MHz)	Meas Pwr (dBm)	Max Output Pwr	Band	Mode	Ch #	Freq. (MHz)	Meas Pwr (dBm)	Max Output Pwr
Power State 3	ANT5	U-NII 5	802.11ax HE160	15	6025	8.50	10.50	U-NII 5	802.11ax HE160	15	6025	8.50	10.50
				47	6185	7.50	9.50			47	6185	7.50	9.50
				79	6345	8.30	10.25			79	6345	8.30	10.25
		U-NII 6	802.11ax HE160	111	6505	8.25	10.25	U-NII 6	802.11ax HE160	111	6505	8.25	10.25
		U-NII 7	802.11ax HE160	143	6665	9.00	11.00	U-NII 7	802.11ax HE160	143	6665	9.00	11.00
				175	6825	8.60	10.50			175	6825	8.60	10.50
		U-NII 8	802.11ax HE40	187	6885	8.75	10.50	U-NII 8	802.11ax HE40	187	6885	8.75	10.50
				203	6965	8.30	10.25			203	6965	8.30	10.25
				211	7005	8.25	10.25			211	7005	8.25	10.25
				227	7085	8.25	10.25			227	7085	8.25	10.25
	ANT6	U-NII 5	802.11ax HE160	15	6025	7.75	9.75	U-NII 5	802.11ax HE160	15	6025	7.75	9.75
				47	6185	8.20	10.00			47	6185	8.20	10.00
				79	6345	7.40	9.25			79	6345	7.40	9.25
		U-NII 6	802.11ax HE160	111	6505	6.10	8.00	U-NII 6	802.11ax HE160	111	6505	6.10	8.00
		U-NII 7	802.11ax HE160	143	6665	8.20	10.00	U-NII 7	802.11ax HE160	143	6665	8.20	10.00
				175	6825	6.50	8.50			175	6825	6.50	8.50
		U-NII 8	802.11ax HE160	207	6985	7.25	9.25	U-NII 8	802.11ax HE160	207	6985	7.25	9.25

Note(s):

1. SAR measurements were performed only once for Connectivity PS1. Connectivity PS2 has a reduced Tune-Up Limit and uses the same measured conducted power as PS1.
2. SAR measurements were performed only once for Connectivity PS3. Connectivity PS 4, 5, and 6 have reduced Tune-Up Limits and use the same measured conducted power as PS3.
3. SAR measurements for PS 4, 5 and 6 are calculated by scaling the SAR measurements from PS3 to the maximum power of each specific PS. In cases where the maximum power for the PS is lower than the measured conducted power for PS3 this results in a scaling factor of less than 1. This was only performed for instances where the measured conducted power was within 2dB of the reduced tune-up limit. Therefore, some SAR measurements were scaled down in accordance with inquiries to FCC.

This report shall not be reproduced without the written approval of UL Verification Services Inc.

9.10. Bluetooth

According to KDB 447498 D01 apply to determine simultaneous transmission SAR test exclusion for Wi-Fi MIMO. If the sum of 1-g single transmission chain SAR measurements is <1.6W/kg and/or the MIMO output power is equal or less than a single chain, then no additional SAR measurements for simultaneously at the specified maximum output power of MIMO operation.

When antennas are spatially separated to the extent that SAR distributions do not overlap and can be treated independently, SAR compliance for simultaneous transmission is determined separately for each individual antenna.

Maximum Output Power for Bluetooth (Power States)

For Bluetooth, there are use 6 difference Power States(PS):

Connectivity Power State	Cellular (2 PS)	Connectivity (6 PS)	802.15.4ab (1 PS)
Connectivity PS1	OFF	ON	OFF
Connectivity PS2	OFF	ON	ON
Connectivity PS3	ON PS2	ON	OFF
Connectivity PS4	ON PS2	ON	ON
Connectivity PS5	ON PS1	ON	OFF
Connectivity PS6	ON PS1	ON	ON

1. Connectivity refers to the following technologies: Wi-Fi 2.4/5/6 GHz, Bluetooth 2.4 GHz, NB-UNII, and 802.15.4.
2. Cellular PS1: Combines with Connectivity PS5 and PS6.
3. Cellular PS2: Combines with Connectivity PS3 and PS4.
4. 802.15.4ab only combines with Connectivity PS 2, 4, and 6.
5. SAR measurements were performed only once for Connectivity PS1 and PS3. Connectivity PS2/4/5/6 have a reduced Tune-Up Limit and uses the same measured conducted power as PS1 and PS3, respectively.

Antenna	Mode	Bands	Maximum Output Power (dBm)											
			Power State 1		Power State 2		Power State 3		Power State 4		Power State 5		Power State 6	
			Mode A	Mode B	Mode A	Mode B	Mode A	Mode B	Mode A	Mode B	Mode A	Mode B	Mode A	Mode B
ANT1	LE/BDR	2.4 GHz	20.50	20.50	20.50	20.50	20.50	19.25	20.50	18.50	20.50	17.50	20.50	16.25
ANT2	BDR	2.4 GHz	20.00	20.00	20.00	20.00	17.00	19.00	16.25	18.25	15.25	17.25	14.00	16.00

Note(s):

ANT 1 PS1/2 was tested on LE and PS3/4/5/6 was tested on BDR
ANT 2 PS1/2/3/4/5/6 was tested on BDR.

This device supports Bluetooth beamforming. SAR measurement is not required for Beamforming when the output power is equal or less than a single chain. Please refer to BT Maximum Output Power.

This report shall not be reproduced without the written approval of UL Verification Services Inc.

Bluetooth Measured Results

SAR measurement is not required for the 8PSK, BLE, and HDR. When the secondary mode is ≤ ¼ dB higher than the primary mode.

Pow er States	Antenna	Mode	Ch #	Freq. (MHz)	Power Mode A (dBm)		Power Mode B (dBm)	
					Meas Pwr	Max Output Pwr	Meas Pwr	Max Output Pwr
PS1	ANT1	LE	0	2402	19.40	20.50	19.40	20.50
			39	2441	19.40	20.50	19.40	20.50
			78	2480	19.40	20.50	19.40	20.50
	ANT2	BDR	0	2402	18.50	20.00	18.00	20.00
			39	2441	18.90	20.00	18.10	20.00
			78	2480	18.90	20.00	18.10	20.00
PS3	ANT1	BDR	0	2402	19.40	20.50	17.40	19.25
			39	2441	19.40	20.50	17.70	19.25
			78	2480	19.40	20.50	17.40	19.25
	ANT2	BDR	0	2402	15.90	17.00	17.50	19.00
			39	2441	15.80	17.00	17.40	19.00
			78	2480	15.90	17.00	17.50	19.00

Note(s):

1. ANT1 Power State 3 maximum output power and measured power are the same as Power State 1
2. SAR measurements were performed only once for Connectivity PS1. Connectivity PS2 has a reduced Tune-Up Limit and uses the same measured conducted power as PS1.
3. SAR measurements for PS 4, 5 and 6 are calculated by scaling the SAR measurements from PS3 to the maximum power of each specific PS. In cases where the maximum power for the PS is lower than the measured conducted power for PS3 this results in a scaling factor of less than 1. This was only performed for instances where the measured conducted power was within 2dB of the reduced tune-up limit. Therefore, some SAR measurements were scaled down in accordance with inquiries to FCC.

This report shall not be reproduced without the written approval of UL Verification Services Inc.

Duty Factor Measured Results

Mode	Type	T on (ms)	Period (ms)	Duty Cycle	Crest Factor (1/duty cycle)
Bluetooth 2.4 GHz	LE Adv	2.113	2.501	84.49%	1.18
Bluetooth 2.4 GHz	BDR GFSK	2.859	3.745	76.34%	1.31

Note(s):

Duty Cycle = (T on / period) * 100%

Duty Cycle plots

LE

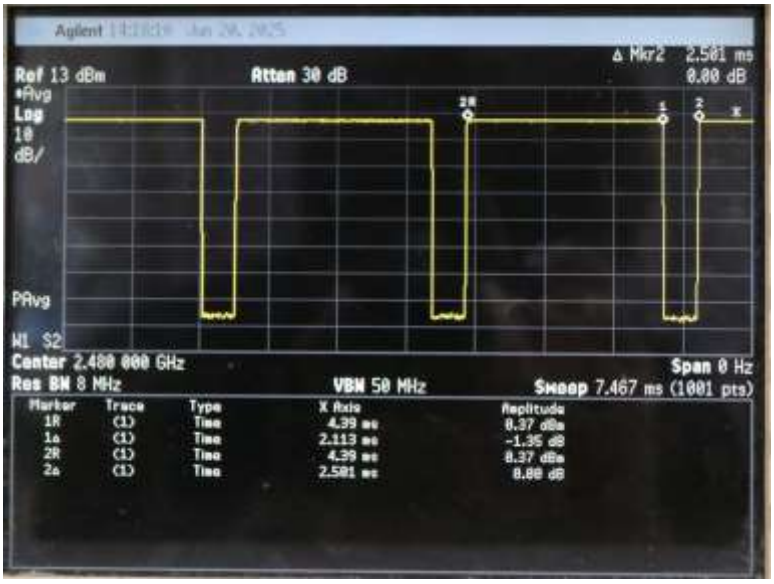

GFSK

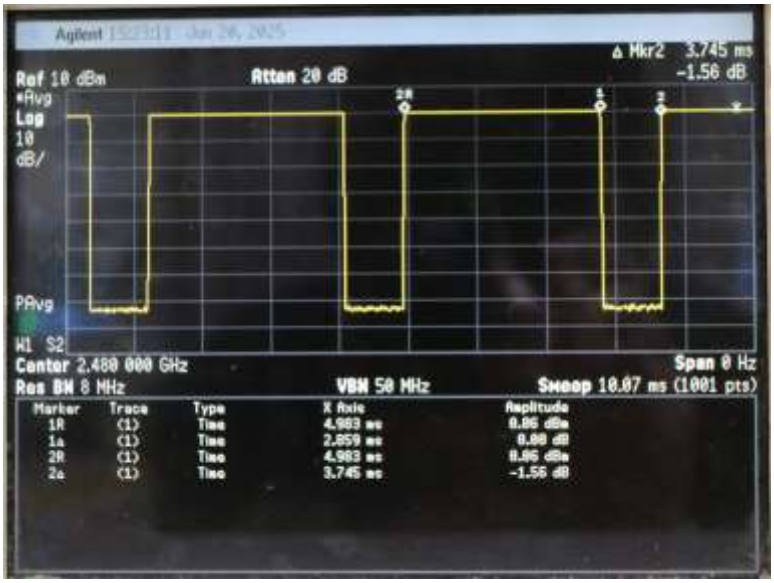

This report shall not be reproduced without the written approval of UL Verification Services Inc.

9.11. NB UNII

This device supports NB UNII. The radio can operate in the UNII-1, UNII-3, and UNII-5 frequency bands, depending on region of operation. Modulations include GFSK and π/4 DQPSK. Bandwidths supported are 1 MHz, 2 MHz, 4 MHz, and 8 MHz with 1 MHz channel separation.

Maximum Output Power for NB UNII (Power States)

For NB UNII, there are use 6 difference Power States(PS):

Connectivity Power State	Cellular (2 PS)	Connectivity (6 PS)	802.15.4ab (1 PS)
Connectivity PS1	OFF	ON	OFF
Connectivity PS2	OFF	ON	ON
Connectivity PS3	ON PS2	ON	OFF
Connectivity PS4	ON PS2	ON	ON
Connectivity PS5	ON PS1	ON	OFF
Connectivity PS6	ON PS1	ON	ON

1. Connectivity refers to the following technologies: Wi-Fi 2.4/5/6 GHz, Bluetooth 2.4 GHz, NB-UNII, and 802.15.4.
2. Cellular PS1: Combines with Connectivity PS5 and PS6.
3. Cellular PS2: Combines with Connectivity PS3 and PS4.
4. 802.15.4ab only combines with Connectivity PS 2, 4, and 6.
5. SAR measurements were performed only once for Connectivity PS1 and PS3. Connectivity PS2/4/5/6 have a reduced Tune-Up Limit and uses the same measured conducted power as PS1 and PS3, respectively.

Antenna	Mode	Bands	Maximum Output Power (dBm)											
			Power State 1		Power State 2		Power State 3		Power State 4		Power State 5		Power State 6	
			Mode A	Mode B	Mode A	Mode B	Mode A	Mode B	Mode A	Mode B	Mode A	Mode B	Mode A	Mode B
ANT5	All Modes	UNII 1	14.00	14.00	14.00	14.00	14.00	14.00	14.00	14.00	14.00	14.00	14.00	14.00
ANT6	All Modes	UNII 1	14.00	12.75	14.00	12.75	14.00	10.25	14.00	9.50	14.00	8.50	14.00	7.25
ANT5	All Modes	UNII 3	19.00	16.25	19.00	16.25	19.00	13.50	19.00	12.75	19.00	11.75	19.00	10.50
ANT6	All Modes	UNII 3	18.50	13.25	18.50	13.25	18.50	10.00	18.50	9.25	18.50	8.25	18.50	7.00
ANT5	All Modes	UNII5	3.40	3.40	3.40	3.40	3.40	3.40	3.40	3.40	3.40	3.40	3.40	3.40
ANT6	All Modes	UNII5	1.50	1.50	1.50	1.50	1.50	1.50	1.50	1.50	1.50	1.50	1.50	1.50

This report shall not be reproduced without the written approval of UL Verification Services Inc.

NB UNII Measured Results

SAR measurement is not required for the π/4DQPSK. When the secondary mode is ≤ ¼ dB higher than the primary mode.

Band	Power States	Antenna	Mode	Ch #	Freq. (MHz)	Power Mode A (dBm)		Power Mode B (dBm)	
						Meas Pwr	Max Output Pwr	Meas Pwr	Max Output Pwr
U-NII 1	PS1	ANT5	All Rates	Low	5162	12.50	14.00	12.50	14.00
				Mid	5203	12.70	14.00	12.70	14.00
				High	5245	13.00	14.00	13.00	14.00
		ANT6	All Rates	Low	5162	12.50	14.00	11.10	12.75
				Mid	5203	12.70	14.00	11.30	12.75
				High	5245	13.00	14.00	11.50	12.75
	PS3	ANT5	All Rates	Low	5162	12.50	14.00	12.50	14.00
				Mid	5203	12.70	14.00	12.70	14.00
				High	5245	13.00	14.00	13.00	14.00
		ANT6	All Rates	Low	5162	12.50	14.00	8.40	10.25
				Mid	5203	12.70	14.00	8.70	10.25
				High	5245	13.00	14.00	8.50	10.25
Band	Power States	Antenna	Mode	Ch #	Freq. (MHz)	Power Mode A (dBm)		Power Mode B (dBm)	
						Meas Pwr	Max Output Pwr	Meas Pwr	Max Output Pwr
U-NII 3	PS1	ANT5	All Rates	Low	5733	17.80	19.00	14.60	16.25
				Mid	5788	17.60	19.00	14.70	16.25
				High	5844	17.60	19.00	14.70	16.25
		ANT6	All Rates	Low	5733	17.30	18.50	12.50	13.25
				Mid	5788	17.20	18.50	12.90	13.25
				High	5844	17.20	18.50	13.00	13.25
	PS3	ANT5	All Rates	Low	5733	17.80	19.00	12.30	13.50
				Mid	5788	17.60	19.00	12.20	13.50
				High	5844	17.60	19.00	12.20	13.50
		ANT6	All Rates	Low	5733	17.30	18.50	8.90	10.00
				Mid	5788	17.20	18.50	8.90	10.00
				High	5844	17.20	18.50	8.90	10.00
Band	Power States	Antenna	Mode	Ch #	Freq. (MHz)	Power Mode A (dBm)		Power Mode B (dBm)	
						Meas Pwr	Max Output Pwr	Meas Pwr	Max Output Pwr
U-NII 5	PS1	ANT5	All Rates	Low	6106	2.20	3.40	2.20	3.40
				Low -Mid	6140.5	2.40	3.40	2.40	3.40
				Mid	6175	2.50	3.40	2.50	3.40
				Mid-High	6300	2.00	3.40	2.00	3.40
				High	6425	2.10	3.40	2.10	3.40
		ANT6	All Rates	Low	6106	0.30	1.50	0.30	1.50
				Low -Mid	6140.5	0.20	1.50	0.20	1.50
				Mid	6175	0.50	1.50	0.50	1.50
				Mid-High	6300	0.30	1.50	0.30	1.50
				High	6425	0.00	1.50	0.00	1.50

This report shall not be reproduced without the written approval of UL Verification Services Inc.

Duty Factor Measured Results

Mode	Type	T on (ms)	Period (ms)	Duty Cycle	Crest Factor (1/duty cycle)
NB U-NII 1	OQPSK (HDRPL8)	1.988	2.5	79.52%	1.26
NB U-NII 3	BDR GFSK	2.86	3.755	76.17%	1.31
NB U-NII 5	OQPSK (HDRPL8)	3.544	3.747	94.58%	1.06

Note(s):

Duty Cycle = (T on / period) * 100%

Duty Cycle plots

NB U-NII 1 HDRPL8

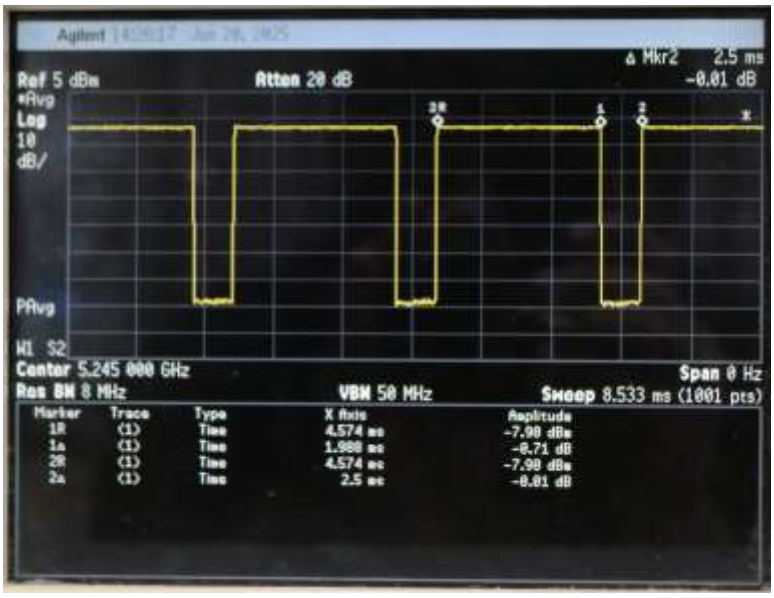

NB U-NII 3 BDR

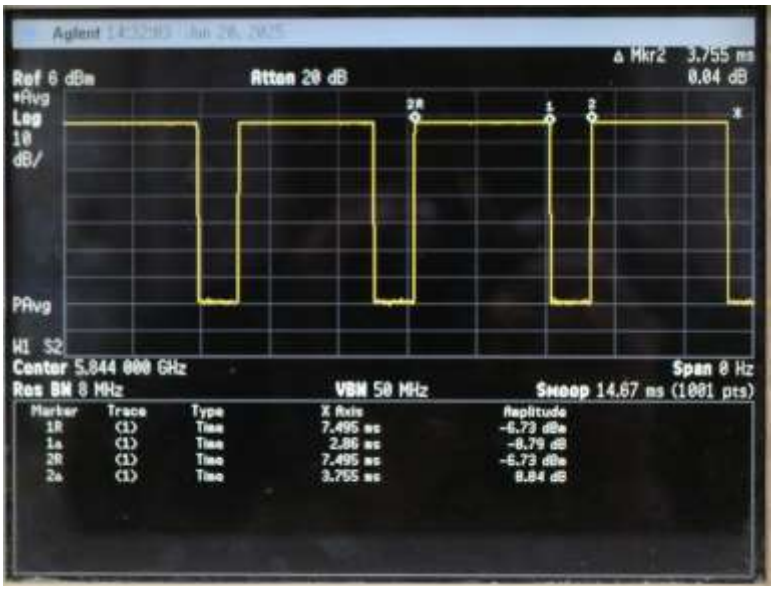

This report shall not be reproduced without the written approval of UL Verification Services Inc.

NB U-NII 5 HDRPL8

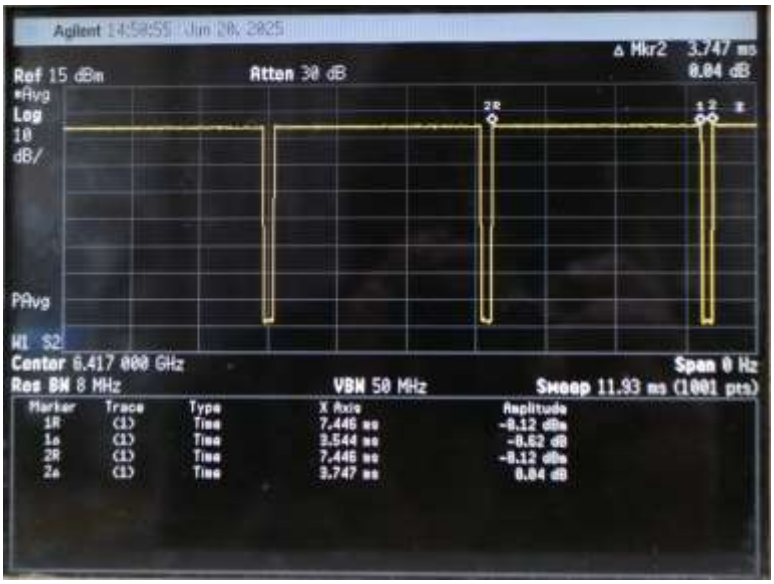

9.12. MSS (Mobile Satellite Service)

This device supports Mobile Satellite Service with Tx in the L-Band (1610 – 1626.5 MHz) and Rx in the S-Band (2483.5 – 2500 MHz). Radio Astronomy Zone exclusion requirement is implemented by Geo-fencing in Software. Transmit frequency will be changed based on network direction when the Astronomy site location is detected.

Maximum Output Power for MSS ANT 2

Band	Mode	Ch #	Freq. (MHz)	PS 1		PS 2	
				Mode B Power (dBm)		Mode B Power (dBm)	
				Meas Pwr	Max Power	Meas Pwr	Max Power
MSS L-Band	1-PRB SC-FDMA	Low	1610.17	25.0	26.0	25.0	25.2
		Mid	1618.40	25.0	26.0	25.0	25.2
		High	1626.03	25.0	26.0	25.0	25.2

This report shall not be reproduced without the written approval of UL Verification Services Inc.

9.13. 802.15.4

This device supports 802.15.4 in 2.4 GHz band. Modulation O-QPSK is used. 15 channels are available, each with a bandwidth of 2 MHz and a channel separation of 5 MHz, spanning from 2405 MHz to 2475 MHz.

Maximum Output Power for 802.15.4 (Power States)

For 802.15.4, there are use 6 difference Power States(PS):

Connectivity Power State	Cellular (2 PS)	Connectivity (6 PS)	802.15.4ab (1 PS)
Connectivity PS1	OFF	ON	OFF
Connectivity PS2	OFF	ON	ON
Connectivity PS3	ON PS2	ON	OFF
Connectivity PS4	ON PS2	ON	ON
Connectivity PS5	ON PS1	ON	OFF
Connectivity PS6	ON PS1	ON	ON

1. Connectivity refers to the following technologies: Wi-Fi 2.4/5/6 GHz, Bluetooth 2.4 GHz, NB-UNII, and 802.15.4.
2. Cellular PS1: Combines with Connectivity PS5 and PS6.
3. Cellular PS2: Combines with Connectivity PS3 and PS4.
4. 802.15.4ab only combines with Connectivity PS 2, 4, and 6.
5. SAR measurements were performed only once for Connectivity PS1 and PS3. Connectivity PS2/4/5/6 have a reduced Tune-Up Limit and uses the same measured conducted power as PS1 and PS3, respectively.

Antenna	Mode	Maximum Output Power (dBm)											
		Power State 1		Power State 2		Power State 3		Power State 4		Power State 5		Power State 6	
		Mode A	Mode B	Mode A	Mode B	Mode A	Mode B	Mode A	Mode B	Mode A	Mode B	Mode A	Mode B
ANT1	O-QPSK	20.00	20.00	20.00	20.00	20.00	19.25	20.00	18.50	20.00	17.50	20.00	16.25
ANT1	O-QPSK	20.00	20.00	20.00	20.00	17.50	19.50	16.75	18.75	15.75	17.75	14.50	16.50

802.15.4 Measured Results

Power States	Antenna	Mode	Ch #	Freq. (MHz)	Power Mode A (dBm)		Power Mode B (dBm)	
					Meas Pwr	Max Output Pwr	Meas Pwr	Max Output Pwr
PS1	ANT1	O-QPSK	Low	2405	18.70	20.00	18.70	20.00
			Mid	2440	18.80	20.00	18.80	20.00
			High	2480	18.80	20.00	18.80	20.00
	ANT2	O-QPSK	Low	2405	18.70	20.00	18.70	20.00
			Mid	2440	18.70	20.00	18.70	20.00
			High	2480	18.70	20.00	18.70	20.00
PS3	ANT1	O-QPSK	Low	2405	18.70	20.00	17.40	19.25
			Mid	2440	18.80	20.00	17.40	19.25
			High	2480	18.80	20.00	17.40	19.25
	ANT2	O-QPSK	Low	2405	16.60	17.50	17.50	19.50
			Mid	2440	16.60	17.50	17.50	19.50
			High	2480	16.60	17.50	17.50	19.50

Note(s):

1. ANT1 Power State 3 maximum output power and measured power are the same as Power State 1
2. SAR measurements were performed only once for Connectivity PS1. Connectivity PS2 has a reduced Tune-Up Limit and uses the same measured conducted power as PS1.
3. SAR measurements were performed only once for Connectivity PS3. Connectivity PS 4, 5, and 6 have reduced Tune-Up Limits and use the same measured conducted power as PS3.
4. SAR measurements for PS 4, 5 and 6 are calculated by scaling the SAR measurements from PS3 to the maximum power of each specific PS. In cases where the maximum power for the PS is lower than the measured conducted power for PS3 this results in a scaling factor of less than 1. This was only performed for instances where the measured conducted power was within 2dB of the reduced tune-up limit. Therefore, some SAR measurements were scaled down in accordance with inquiries to FCC.

This report shall not be reproduced without the written approval of UL Verification Services Inc.

Duty Factor Measured Results

Mode	Type	T on (ms)	Period (ms)	Duty Cycle	Crest Factor (1/duty cycle)
802.15.4	BPSK, O-QPSK	87.150	87.97	99.07%	1.01

Note(s):

Duty Cycle = (T on / period) * 100%

Duty Cycle plots

O-QPSK

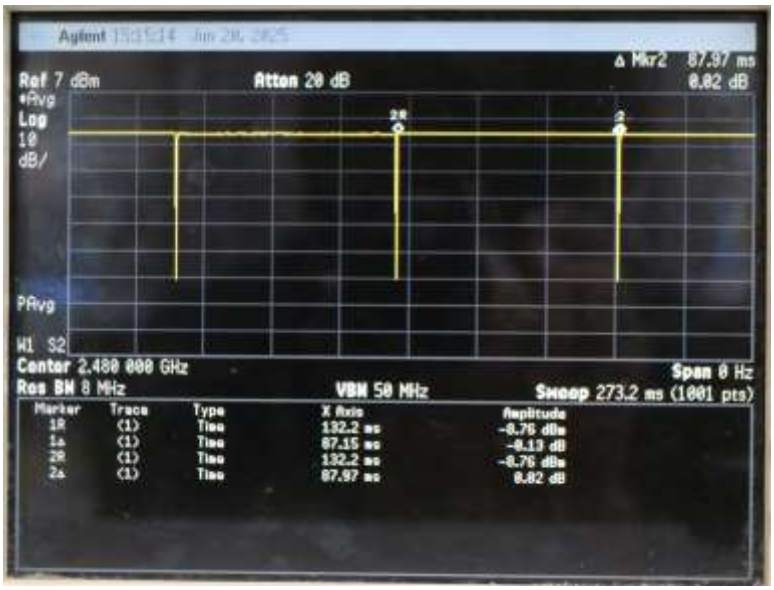

This report shall not be reproduced without the written approval of UL Verification Services Inc.

9.14. 802.15.4ab NB

This device supports 802.15.4ab - NB in the UNII-3 band. Modulation O-QPSK is used. 48 channels are available, each with bandwidth of 2.5 MHz and a channel separation of 2.5 MHz, spanning from 5728.75 MHz to 5846.25 MHz. The maximum source-based duty cycle is 8.9%, which occurs during 1000 kbps connection, with 12 parallel connections.

802.15.4ab NB Measured Results

Antenna	Band	Mode	Ch #	Freq. (MHz)	Power Mode A (dBm)		Power Mode B (dBm)	
					Meas Pwr	Max Output Pwr	Meas Pwr	Max Output Pwr
ANT6	802.15.4ab NB	O-QPSK	Low	5728.75	18.50	20.50	12.70	13.50
			Mid	5786.25	18.60	20.50	12.80	13.50
			High	5846.25	18.80	20.50	12.80	13.50

Duty Factor Measured Results

Mode	Type	T on (ms)	Period (ms)	Duty Cycle	Crest Factor (1/duty cycle)
802.15.4ab NB	BPSK, O-QPSK	0.7722	7.979	9.68%	10.33

Note(s):

Duty Cycle = (T on / period) * 100%

Duty Cycle plots

O-QPSK

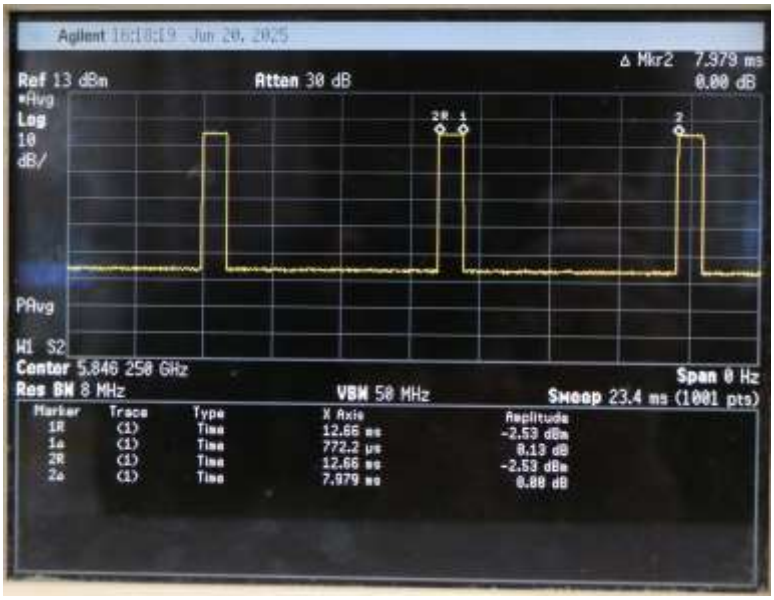

This report shall not be reproduced without the written approval of UL Verification Services Inc.

10. Measured and Reported (Scaled) SAR Results

SAR Test Reduction criteria are as follows:

- Reported SAR(W/kg) for WWAN and Bluetooth = Measured SAR *Maximum Output Power Scaling Factor
- Reported SAR(W/kg) for Wi-Fi = Measured SAR * Maximum Output Power scaling factor * Duty Cycle scaling factor
- Duty Cycle scaling factor = 1 / Duty cycle (%)

KDB 447498 D01 General RF Exposure Guidance:

Testing of other required channels within the operating mode of a frequency band is not required when the reported 1-g or 10-g SAR for the mid-band or highest output power channel is:

- ≤ 0.8 W/kg or 2.0 W/kg, for 1-g or 10-g respectively, when the transmission band is ≤ 100 MHz
- ≤ 0.6 W/kg or 1.5 W/kg, for 1-g or 10-g respectively, when the transmission band is between 100 MHz and 200 MHz
- ≤ 0.4 W/kg or 1.0 W/kg, for 1-g or 10-g respectively, when the transmission band is ≥ 200 MHz

KDB 648474 D04 Handset SAR:

With headset attached, when the reported SAR for body-worn accessory, measured without a headset connected to the handset, is > 1.2 W/kg, the highest reported SAR configuration for that wireless mode and frequency band should be repeated for that body-worn accessory with a headset attached to the handset.

KDB 648474 D04 Handset SAR (Phablet Only):

For smart phones, with a display diagonal dimension > 15.0 cm or an overall diagonal dimension > 16.0 cm.
When hotspot mode does not apply, 10-g Extremity SAR is required for all surfaces and edges with an antenna located at ≤ 25 mm from that surface or edge in direct contact with a flat phantom, to address interactive hand use exposure conditions. When hotspot mode applies, 10-g extremity SAR is required only for the surfaces and edges with hotspot mode 1-g reported SAR > 1.2 W/kg; however, when power reduction applies to hotspot mode the measured SAR must be scaled to the maximum output power, including tolerance, allowed for phablet modes to compare with the 1.2 W/kg SAR test reduction threshold.

10-g Extremity SAR testing is not required since all 1-g reported SAR < 1.2 W/kg for hotspot mode.

KDB 941225 D01 SAR test for 3G devices:

When the maximum output power and tune-up tolerance specified for production units in a secondary mode is ≤ ¼ dB higher than the primary mode or when the highest reported SAR of the primary mode is scaled by the ratio of specified maximum output power and tune-up tolerance of secondary to primary mode and the adjusted SAR is ≤ 1.2 W/kg, SAR measurement is not required for the secondary mode.

KDB 941225 D05 SAR for LTE Devices:

SAR test reduction is applied using the following criteria:

- Start with the largest channel bandwidth and measure SAR for QPSK with 1 RB, and 50% RB allocation, using the RB offset and required test channel combination with the highest maximum output power among RB offsets at the upper edge, middle and lower edge of each required test channel.
- When the reported SAR is > 0.8 W/kg, testing for other Channels is performed at the highest output power level for 1RB, and 50% RB configuration for that channel.
- Testing for 100% RB configuration is performed at the highest output power level for 100% RB configuration across the Low, Mid and High Channel when the highest reported SAR for 1 RB and 50% RB are > 0.8 W/kg. Testing for the remaining required channels is not needed because the reported SAR for 100% RB Allocation < 1.45 W/kg.
- Testing for 16-QAM modulation is not required because the reported SAR for QPSK is < 1.45 W/Kg and its output power is not more than 0.5 dB higher than that of QPSK.
- Testing for the other channel bandwidths is not required because the reported SAR for the highest channel bandwidth is < 1.45 W/Kg and its output power is not more than 0.5 dB higher than that of the highest channel bandwidth.
- For LTE bands that do not support at least three non-overlapping channels in certain channel bandwidths, test the available non-overlapping channels instead. When a device supports overlapping channel assignment in a channel bandwidth configuration, the middle channel of the group of overlapping channels should be selected for testing; therefore, the requirement for H, M and L channels may not fully apply.

This report shall not be reproduced without the written approval of UL Verification Services Inc.

KDB 248227 D01 SAR meas for 802.11:

SAR test reduction for 802.11 Wi-Fi transmission mode configurations are considered separately for DSSS and OFDM. An initial test position is determined to reduce the number of tests required for certain exposure configurations with multiple test positions. An initial test configuration is determined for each frequency band and aggregated band according to maximum output power, channel bandwidth, wireless mode configurations and other operating parameters to streamline the measurement requirements. For 2.4 GHz DSSS, either the initial test position or DSSS procedure is applied to reduce the number of SAR tests; these are mutually exclusive. For OFDM, an initial test position is only applicable to next to the ear, UMPC mini-tablet and hotspot mode configurations, which is tested using the initial test configuration to facilitate test reduction. For other exposure conditions with a fixed test position, SAR test reduction is determined using only the initial test configuration.

The multiple test positions require SAR measurements in head, hotspot mode or UMPC mini-tablet configurations may be reduced according to the highest reported SAR determined using the *initial test position(s)* by applying the DSSS or OFDM SAR measurement procedures in the required wireless mode test configuration(s). The *initial test position(s)* is measured using the highest measured maximum output power channel in the required wireless mode test configuration(s). When the *reported* SAR for the *initial test position* is:

- ≤ 0.4 W/kg, further SAR measurement is not required for the other test positions in that exposure configuration and wireless mode combination within the frequency band or aggregated band. DSSS and OFDM configurations are considered separately according to the required SAR procedures.
- > 0.4 W/kg, SAR is repeated using the same wireless mode test configuration tested in the *initial test position* to measure the subsequent next closet/smallest test separation distance and maximum coupling test position, on the highest maximum output power channel, until the *reported* SAR is ≤ 0.8 W/kg or all required test positions are tested.
  - For subsequent test positions with equivalent test separation distance or when exposure is dominated by coupling conditions, the position for maximum coupling condition should be tested.
  - When it is unclear, all equivalent conditions must be tested.
- For all positions/configurations tested using the *initial test position* and subsequent test positions, when the *reported* SAR is > 0.8 W/kg, measure the SAR for these positions/configurations on the subsequent next highest measured output power channel(s) until the *reported* SAR is ≤ 1.2 W/kg or all required test channels are considered.
  - The additional power measurements required for this step should be limited to those necessary for identifying subsequent highest output power channels to apply the test reduction.
- When the specified maximum output power is the same for both UNII 1 and UNII 2A, begin SAR measurements in UNII 2A with the channel with the highest measured output power. If the reported SAR for UNII 2A is ≤ 1.2 W/kg, SAR is not required for UNII 1; otherwise treat the remaining bands separately and test them independently for SAR.
- When the specified maximum output power is different between UNII 1 and UNII 2A, begin SAR with the band that has the higher specified maximum output. If the highest reported SAR for the band with the highest specified power is ≤ 1.2 W/kg, testing for the band with the lower specified output power is not required; otherwise test the remaining bands independently for SAR.

To determine the *initial test position*, Area Scans were performed to determine the position with the *Maximum Value of SAR (measured)*. The position that produced the highest *Maximum Value of SAR* is considered the worst-case position; thus used as the *initial test position*.

Connectivity Power States 3/4/5/6 Test Rationale:

SAR Testing on Power Mode 3/4/5/6 was performed on the worst-case position for each Exposure Condition derived from Power State 1. Additional test positions were run for Wi-Fi following KDB 248227. Retesting for Power State 4/5/6 was performed if the transmission mode changed between power states. This test rationale applies to Wi-Fi, Bluetooth, NB-UNII, and 802.15.4

This report shall not be reproduced without the written approval of UL Verification Services Inc.

10.1. GSM850

								Cellular PS1						Cellular PS2			
Antenna(s)	RF Exposure Condition(s)	Mode(s)	Power Mode(s)	Dist. (mm)	Test Position(s)	Channel	Freq. (MHz)	Max Output Pwr (dBm)	Meas. (dBm)	1-g Meas. (W/kg)	1-g Scaled (W/kg)	10-g Meas. (W/kg)	10-g Scaled (W/kg)	Max Output Pwr (dBm)	1-g Scaled (W/kg)	10-g Scaled (W/kg)	Plot No.
ANT 2	Head	GPRS 2 Slots	Mode A	0	Left Cheek	190	836.6	32.2	31.3	0.556	0.684	0.339	0.417	31.4	0.569	0.347	
ANT 2	Head	GPRS 2 Slots	Mode A	0	Left Tilt	190	836.6	32.2	31.3	0.466	0.573	0.246	0.303	31.4	0.477	0.252	
ANT 2	Head	GPRS 2 Slots	Mode A	0	Right Cheek	128	824.4	32.2	31.2	0.842	**1.060**	0.499	0.628	31.4	0.882	0.523	1
ANT 2	Head	GPRS 2 Slots	Mode A	0	Right Cheek	190	836.6	32.2	31.3	0.849	1.044	0.503	0.619	31.4	0.869	0.515	
ANT 2	Head	GPRS 2 Slots	Mode A	0	Right Cheek	251	848.8	32.2	31.2	0.808	1.017	0.480	0.604	31.4	0.846	0.503	
ANT 2	Head	GPRS 2 Slots	Mode A	0	Right Tilt	190	836.6	32.2	31.3	0.558	0.686	0.282	0.347	31.4	0.571	0.289	
ANT 2	Body & Hotspot	GPRS 2 Slots	Mode B	5	Back	190	836.6	32.2	32.1	0.498	**0.510**	0.273	0.279	31.4	0.424	0.232	2
ANT 2	Body & Hotspot	GPRS 2 Slots	Mode B	5	Front	190	836.6	32.2	32.1	0.221	0.226	0.131	0.134	31.4	0.188	0.111	
ANT 2	Hotspot	GPRS 2 Slots	Mode B	5	Edge Top	190	836.6	32.2	32.1	0.398	**0.407**	0.178	0.182	31.4	0.339	0.152	3
ANT 2	Hotspot	GPRS 2 Slots	Mode B	5	Edge Right	190	836.6	32.2	32.1	0.099	0.101	0.066	0.068	31.4	0.084	0.056	
ANT 2	Hotspot	GPRS 2 Slots	Mode B	5	Edge Left	190	836.6	32.2	32.1	0.366	0.375	0.240	0.246	31.4	0.312	0.204	
Antenna(s)	RF Exposure Condition(s)	Mode(s)	Power Mode(s)	Dist. (mm)	Test Position(s)	Channel	Freq. (MHz)	Max Output Pwr (dBm)	Meas. (dBm)	1-g Meas. (W/kg)	1-g Scaled (W/kg)	10-g Meas. (W/kg)	10-g Scaled (W/kg)	Max Output Pwr (dBm)	1-g Scaled (W/kg)	10-g Scaled (W/kg)	Plot No.
ANT 3	Head	GPRS 2 Slots	Mode A	0	Left Cheek	190	836.6	32.5	30.7	0.103	0.156	0.083	0.126	32.5	0.156	0.126	
ANT 3	Head	GPRS 2 Slots	Mode A	0	Left Tilt	190	836.6	32.5	30.7	0.075	0.114	0.058	0.088	32.5	0.114	0.088	
ANT 3	Head	GPRS 2 Slots	Mode A	0	Right Cheek	190	836.6	32.5	30.7	0.113	0.171	0.090	0.136	32.5	0.171	0.136	
ANT 3	Head	GPRS 2 Slots	Mode A	0	Right Tilt	190	836.6	32.5	30.7	0.054	0.082	0.044	0.067	32.5	0.082	0.067	
ANT 3	Body & Hotspot	GPRS 2 Slots	Mode B	5	Back	190	836.6	32.2	30.7	0.257	0.363	0.169	0.239	31.4	0.302	0.199	
ANT 3	Body & Hotspot	GPRS 2 Slots	Mode B	5	Front	190	836.6	32.2	30.7	0.194	0.274	0.128	0.181	31.4	0.228	0.150	
ANT 3	Body & Hotspot	GPRS 2 Slots	Mode B	5	Back (Offset)	190	836.6	32.2	30.7	0.289	0.408	0.186	0.263	31.4	0.340	0.219	
ANT 3	Hotspot	GPRS 2 Slots	Mode B	5	Edge Right	190	836.6	32.2	30.7	0.249	0.352	0.163	0.230	31.4	0.293	0.192	
ANT 3	Hotspot	GPRS 2 Slots	Mode B	5	Edge Bottom	190	836.6	32.2	30.7	0.119	0.168	0.049	0.069	31.4	0.140	0.058	
ANT 3	Hotspot	GPRS 2 Slots	Mode B	5	Edge Left	190	836.6	32.2	30.7	0.179	0.253	0.116	0.164	31.4	0.210	0.136	

10.2. GSM1900

								Cellular PS1						Cellular PS2			
Antenna(s)	RF Exposure Condition(s)	Mode(s)	Power Mode(s)	Dist. (mm)	Test Position(s)	Channel	Freq. (MHz)	Max Output Pwr (dBm)	Meas. (dBm)	1-g Meas. (W/kg)	1-g Scaled (W/kg)	10-g Meas. (W/kg)	10-g Scaled (W/kg)	Max Output Pwr (dBm)	1-g Scaled (W/kg)	10-g Scaled (W/kg)	Plot No.
ANT 1	Head	GPRS 2 Slots	Mode A	0	Left Cheek	661	1880	29.5	28.6	0.082	0.101	0.055	0.068	29.5	0.101	0.068	
ANT 1	Head	GPRS 2 Slots	Mode A	0	Left Tilt	661	1880	29.5	28.6	0.060	0.074	0.037	0.046	29.5	0.074	0.046	
ANT 1	Head	GPRS 2 Slots	Mode A	0	Right Cheek	661	1880	29.5	28.6	0.146	0.180	0.094	0.116	29.5	0.180	0.116	
ANT 1	Head	GPRS 2 Slots	Mode A	0	Right Tilt	661	1880	29.5	28.6	0.045	0.055	0.031	0.038	29.5	0.055	0.038	
ANT 1	Body & Hotspot	GPRS 2 Slots	Mode B	5	Back	512	1850.2	28.8	27.9	0.773	0.951	0.376	0.463	28.0	0.791	0.385	
ANT 1	Body & Hotspot	GPRS 2 Slots	Mode B	5	Back	661	1880	28.8	27.8	0.822	1.035	0.397	0.500	28.0	0.861	0.416	
ANT 1	Body & Hotspot	GPRS 2 Slots	Mode B	5	Back	810	1909.8	28.8	27.7	0.848	**1.092**	0.405	0.522	28.0	0.909	0.434	4
ANT 1	Body & Hotspot	GPRS 2 Slots	Mode B	5	Front	661	1880	28.8	27.8	0.467	0.588	0.262	0.330	28.0	0.489	0.274	
ANT 1	Body & Hotspot	GPRS 2 Slots	Mode B	5	Back (Offset)	512	1850.2	28.8	27.9	0.829	1.020	0.404	0.497	28.0	0.848	0.413	
ANT 1	Body & Hotspot	GPRS 2 Slots	Mode B	5	Back (Offset)	661	1880	28.8	27.8	0.760	0.957	0.376	0.473	28.0	0.796	0.394	
ANT 1	Body & Hotspot	GPRS 2 Slots	Mode B	5	Back (Offset)	810	1909.8	28.8	27.7	0.812	1.046	0.391	0.504	28.0	0.870	0.419	
ANT 1	Hotspot	GPRS 2 Slots	Mode B	5	Edge Right	661	1880	28.8	27.8	0.510	0.642	0.264	0.332	28.0	0.534	0.276	
ANT 1	Hotspot	GPRS 2 Slots	Mode B	5	Edge Bottom	661	1880	28.8	27.8	0.333	0.419	0.161	0.203	28.0	0.349	0.169	
ANT 1	Hotspot	GPRS 2 Slots	Mode B	5	Edge Left	661	1880	28.8	27.8	0.030	0.038	0.016	0.020	28.0	0.031	0.017	
Antenna(s)	RF Exposure Condition(s)	Mode(s)	Power Mode(s)	Dist. (mm)	Test Position(s)	Channel	Freq. (MHz)	Max Output Pwr (dBm)	Meas. (dBm)	1-g Meas. (W/kg)	1-g Scaled (W/kg)	10-g Meas. (W/kg)	10-g Scaled (W/kg)	Max Output Pwr (dBm)	1-g Scaled (W/kg)	10-g Scaled (W/kg)	Plot No.
ANT 2	Head	GPRS 2 Slots	Mode A	0	Left Cheek	661	1880	28.5	28.3	0.351	0.368	0.220	0.230	27.7	0.306	0.192	
ANT 2	Head	GPRS 2 Slots	Mode A	0	Left Tilt	661	1880	28.5	28.3	0.259	0.271	0.154	0.161	27.7	0.226	0.134	
ANT 2	Head	GPRS 2 Slots	Mode A	0	Right Cheek	512	1850.2	28.5	28.3	0.846	0.886	0.438	0.459	27.7	0.737	0.381	
ANT 2	Head	GPRS 2 Slots	Mode A	0	Right Cheek	661	1880	28.5	28.3	0.953	0.998	0.491	0.514	27.7	0.830	0.428	
ANT 2	Head	GPRS 2 Slots	Mode A	0	Right Cheek	810	1909.8	28.5	28.1	0.989	**1.084**	0.497	0.545	27.7	0.902	0.453	5
ANT 2	Head	GPRS 2 Slots	Mode A	0	Right Tilt	661	1880	28.5	28.3	0.532	0.557	0.269	0.282	27.7	0.463	0.234	
ANT 2	Body & Hotspot	GPRS 2 Slots	Mode B	5	Back	512	1850.2	30.7	29.5	0.556	0.733	0.295	0.389	29.9	0.610	0.323	
ANT 2	Body & Hotspot	GPRS 2 Slots	Mode B	5	Back	661	1880	30.7	29.6	0.662	0.853	0.351	0.452	29.9	0.709	0.376	
ANT 2	Body & Hotspot	GPRS 2 Slots	Mode B	5	Back	810	1909.8	30.7	29.5	0.621	0.819	0.328	0.432	29.9	0.681	0.360	
ANT 2	Body & Hotspot	GPRS 2 Slots	Mode B	5	Front	661	1880	30.7	29.6	0.614	0.791	0.315	0.406	29.9	0.658	0.338	
ANT 2	Hotspot	GPRS 2 Slots	Mode B	5	Edge Top	661	1880	30.7	29.6	0.387	0.499	0.196	0.252	29.9	0.415	0.210	
ANT 2	Hotspot	GPRS 2 Slots	Mode B	5	Edge Right	661	1880	30.7	29.6	0.073	0.094	0.041	0.053	29.9	0.078	0.044	
ANT 2	Hotspot	GPRS 2 Slots	Mode B	5	Edge Left	512	1850.2	30.7	29.5	0.637	0.840	0.322	0.424	29.9	0.698	0.353	
ANT 2	Hotspot	GPRS 2 Slots	Mode B	5	Edge Left	661	1880	30.7	29.6	0.734	0.946	0.366	0.471	29.9	0.786	0.392	
ANT 2	Hotspot	GPRS 2 Slots	Mode B	5	Edge Left	810	1909.8	30.7	29.5	0.826	**1.089**	0.408	0.538	29.9	0.906	0.447	6
Antenna(s)	RF Exposure Condition(s)	Mode(s)	Power Mode(s)	Dist. (mm)	Test Position(s)	Channel	Freq. (MHz)	Max Output Pwr (dBm)	Meas. (dBm)	1-g Meas. (W/kg)	1-g Scaled (W/kg)	10-g Meas. (W/kg)	10-g Scaled (W/kg)	Max Output Pwr (dBm)	1-g Scaled (W/kg)	10-g Scaled (W/kg)	Plot No.
ANT 3	Head	GPRS 2 Slots	Mode A	0	Left Cheek	661	1880	31.0	30.1	0.229	0.282	0.148	0.182	31.0	0.282	0.182	
ANT 3	Head	GPRS 2 Slots	Mode A	0	Left Tilt	661	1880	31.0	30.1	0.079	0.097	0.051	0.063	31.0	0.097	0.063	
ANT 3	Head	GPRS 2 Slots	Mode A	0	Right Cheek	661	1880	31.0	30.1	0.128	0.157	0.085	0.105	31.0	0.157	0.105	
ANT 3	Head	GPRS 2 Slots	Mode A	0	Right Tilt	661	1880	31.0	30.1	0.073	0.090	0.047	0.058	31.0	0.090	0.058	
ANT 3	Body & Hotspot	GPRS 2 Slots	Mode B	5	Back	512	1850.2	29.7	29.4	0.750	0.804	0.407	0.436	28.9	0.668	0.363	
ANT 3	Body & Hotspot	GPRS 2 Slots	Mode B	5	Back	661	1880	29.7	29.2	0.785	0.881	0.421	0.472	28.9	0.733	0.393	
ANT 3	Body & Hotspot	GPRS 2 Slots	Mode B	5	Back	810	1909.8	29.7	29.2	0.765	0.858	0.404	0.453	28.9	0.714	0.377	
ANT 3	Body & Hotspot	GPRS 2 Slots	Mode B	5	Front	661	1880	29.7	29.2	0.450	0.505	0.250	0.281	28.9	0.420	0.233	
ANT 3	Body & Hotspot	GPRS 2 Slots	Mode B	5	Back (Offset)	512	1850.2	29.7	29.4	0.758	0.812	0.406	0.435	28.9	0.676	0.362	
ANT 3	Body & Hotspot	GPRS 2 Slots	Mode B	5	Back (Offset)	661	1880	29.7	29.2	0.761	0.854	0.401	0.450	28.9	0.710	0.374	
ANT 3	Body & Hotspot	GPRS 2 Slots	Mode B	5	Back (Offset)	810	1909.8	29.7	29.2	0.774	0.868	0.401	0.450	28.9	0.722	0.374	
ANT 3	Hotspot	GPRS 2 Slots	Mode B	5	Edge Right	661	1880	29.7	29.2	0.042	0.047	0.019	0.021	28.9	0.039	0.018	
ANT 3	Hotspot	GPRS 2 Slots	Mode B	5	Edge Bottom	661	1880	29.7	29.2	0.418	0.469	0.205	0.230	28.9	0.390	0.191	
ANT 3	Hotspot	GPRS 2 Slots	Mode B	5	Edge Left	512	1850.2	29.7	29.4	0.815	0.873	0.413	0.443	28.9	0.726	0.368	
ANT 3	Hotspot	GPRS 2 Slots	Mode B	5	Edge Left	661	1880	29.7	29.2	0.804	0.902	0.405	0.454	28.9	0.750	0.378	
ANT 3	Hotspot	GPRS 2 Slots	Mode B	5	Edge Left	810	1909.8	29.7	29.2	0.804	0.902	0.418	0.469	28.9	0.750	0.390	
Antenna(s)	RF Exposure Condition(s)	Mode(s)	Power Mode(s)	Dist. (mm)	Test Position(s)	Channel	Freq. (MHz)	Max Output Pwr (dBm)	Meas. (dBm)	1-g Meas. (W/kg)	1-g Scaled (W/kg)	10-g Meas. (W/kg)	10-g Scaled (W/kg)	Max Output Pwr (dBm)	1-g Scaled (W/kg)	10-g Scaled (W/kg)	Plot No.
ANT 4	Head	GPRS 2 Slots	Mode A	0	Left Cheek	512	1850.2	26.7	26.4	0.921	0.987	0.509	0.545	25.9	0.821	0.454	
ANT 4	Head	GPRS 2 Slots	Mode A	0	Left Cheek	661	1880	26.7	26.4	0.942	1.009	0.519	0.556	25.9	0.840	0.463	
ANT 4	Head	GPRS 2 Slots	Mode A	0	Left Cheek	810	1909.8	26.7	26.3	0.903	0.990	0.495	0.543	25.9	0.824	0.451	
ANT 4	Head	GPRS 2 Slots	Mode A	0	Left Tilt	661	1880	26.7	26.4	0.646	0.692	0.323	0.346	25.9	0.576	0.288	
ANT 4	Head	GPRS 2 Slots	Mode A	0	Right Cheek	661	1880	26.7	26.4	0.314	0.336	0.204	0.219	25.9	0.280	0.182	
ANT 4	Head	GPRS 2 Slots	Mode A	0	Right Tilt	661	1880	26.7	26.4	0.174	0.186	0.106	0.114	25.9	0.155	0.094	
ANT 4	Body & Hotspot	GPRS 2 Slots	Mode B	5	Back	512	1850.2	29.1	27.1	0.631	1.000	0.341	0.540	28.3	0.832	0.450	
ANT 4	Body & Hotspot	GPRS 2 Slots	Mode B	5	Back	661	1880	29.1	27.1	0.615	0.975	0.325	0.515	28.3	0.811	0.428	
ANT 4	Body & Hotspot	GPRS 2 Slots	Mode B	5	Back	810	1909.8	29.1	27.1	0.530	0.840	0.279	0.442	28.3	0.699	0.368	
ANT 4	Body & Hotspot	GPRS 2 Slots	Mode B	5	Front	661	1880	29.1	27.1	0.224	0.355	0.128	0.203	28.3	0.295	0.169	
ANT 4	Hotspot	GPRS 2 Slots	Mode B	5	Edge Top	661	1880	29.1	27.1	0.278	0.441	0.123	0.195	28.3	0.366	0.162	
ANT 4	Hotspot	GPRS 2 Slots	Mode B	5	Edge Right	661	1880	29.1	27.1	0.314	0.498	0.160	0.254	28.3	0.414	0.211	
ANT 4	Hotspot	GPRS 2 Slots	Mode B	5	Edge Left	661	1880	29.1	27.1	0.030	0.048	0.017	0.027	28.3	0.040	0.022	

This report shall not be reproduced without the written approval of UL Verification Services Inc.

10.3. W-CDMA Band II

								Cellular PS1						Cellular PS2			
Antenna(s)	RF Exposure Condition(s)	Mode(s)	Power Mode(s)	Dist. (mm)	Test Position(s)	Channel	Freq. (MHz)	Max Output Pwr (dBm)	Meas. (dBm)	1-g Meas. (W/kg)	1-g Scaled (W/kg)	10-g Meas. (W/kg)	10-g Scaled (W/kg)	Max Output Pwr (dBm)	1-g Scaled (W/kg)	10-g Scaled (W/kg)	Plot No.
ANT 1	Head	Rel. 99	Mode A	0	Left Cheek	9400	1880	25.2	23.3	0.137	0.212	0.089	0.138	25.2	0.212	0.138	
ANT 1	Head	Rel. 99	Mode A	0	Left Tilt	9400	1880	25.2	23.3	0.086	0.133	0.054	0.084	25.2	0.133	0.084	
ANT 1	Head	Rel. 99	Mode A	0	Right Cheek	9400	1880	25.2	23.3	0.268	0.415	0.177	0.274	25.2	0.415	0.274	
ANT 1	Head	Rel. 99	Mode A	0	Right Tilt	9400	1880	25.2	23.3	0.088	0.136	0.061	0.094	25.2	0.136	0.094	
ANT 1	Body & Hotspot	Rel. 99	Mode B	5	Back	9262	1852.4	22.2	20.6	0.727	1.051	0.368	0.532	21.4	0.874	0.442	
ANT 1	Body & Hotspot	Rel. 99	Mode B	5	Back	9400	1880	22.2	20.7	0.801	1.131	0.406	0.573	21.4	0.941	0.477	
ANT 1	Body & Hotspot	Rel. 99	Mode B	5	Back	9538	1907.6	22.2	20.6	0.784	1.133	0.389	0.562	21.4	0.943	0.468	
ANT 1	Body & Hotspot	Rel. 99	Mode B	5	Front	9400	1880	22.2	20.7	0.458	0.647	0.264	0.373	21.4	0.538	0.310	
ANT 1	Body & Hotspot	Rel. 99	Mode B	5	Back (Offset)	9262	1852.4	22.2	20.6	0.763	1.103	0.384	0.555	21.4	0.917	0.462	
ANT 1	Body & Hotspot	Rel. 99	Mode B	5	Back (Offset)	9400	1880	22.2	20.7	0.829	1.171	0.414	0.585	21.4	0.974	0.486	
ANT 1	Body & Hotspot	Rel. 99	Mode B	5	Back (Offset)	9538	1907.6	22.2	20.6	0.813	1.175	0.402	0.581	21.4	0.977	0.483	
ANT 1	Hotspot	Rel. 99	Mode B	5	Edge Right	9400	1880	22.2	20.7	0.529	0.747	0.272	0.384	21.4	0.622	0.320	
ANT 1	Hotspot	Rel. 99	Mode B	5	Edge Bottom	9400	1880	22.2	20.7	0.462	0.653	0.221	0.312	21.4	0.543	0.260	
ANT 1	Hotspot	Rel. 99	Mode B	5	Edge Left	9400	1880	22.2	20.7	0.022	0.031	0.012	0.017	21.4	0.026	0.014	
Antenna(s)	RF Exposure Condition(s)	Mode(s)	Power Mode(s)	Dist. (mm)	Test Position(s)	Channel	Freq. (MHz)	Max Output Pwr (dBm)	Meas. (dBm)	1-g Meas. (W/kg)	1-g Scaled (W/kg)	10-g Meas. (W/kg)	10-g Scaled (W/kg)	Max Output Pwr (dBm)	1-g Scaled (W/kg)	10-g Scaled (W/kg)	Plot No.
ANT 2	Head	Rel. 99	Mode A	0	Left Cheek	9400	1880	21.4	20.0	0.287	0.396	0.179	0.247	20.6	0.330	0.206	
ANT 2	Head	Rel. 99	Mode A	0	Left Tilt	9400	1880	21.4	20.0	0.285	0.393	0.170	0.235	20.6	0.327	0.195	
ANT 2	Head	Rel. 99	Mode A	0	Right Cheek	9262	1852.4	21.4	19.9	0.656	0.927	0.343	0.485	20.6	0.771	0.403	
ANT 2	Head	Rel. 99	Mode A	0	Right Cheek	9400	1880	21.4	20.0	0.762	1.052	0.395	0.545	20.6	0.875	0.454	
ANT 2	Head	Rel. 99	Mode A	0	Right Cheek	9538	1907.6	21.4	19.9	0.839	**1.185**	0.421	0.595	20.6	0.986	0.495	7
ANT 2	Head	Rel. 99	Mode A	0	Right Tilt	9400	1880	21.4	20.0	0.476	0.657	0.243	0.335	20.6	0.547	0.279	
ANT 2	Body & Hotspot	Rel. 99	Mode B	5	Back	9262	1852.4	23.4	22.3	0.661	0.852	0.348	0.448	22.6	0.708	0.373	
ANT 2	Body & Hotspot	Rel. 99	Mode B	5	Back	9400	1880	23.4	22.3	0.762	0.982	0.397	0.511	22.6	0.816	0.425	
ANT 2	Body & Hotspot	Rel. 99	Mode B	5	Back	9538	1907.6	23.4	22.4	0.816	1.027	0.418	0.526	22.6	0.854	0.438	
ANT 2	Body & Hotspot	Rel. 99	Mode B	5	Front	9400	1880	23.4	22.3	0.607	0.782	0.312	0.402	22.6	0.650	0.334	
ANT 2	Hotspot	Rel. 99	Mode B	5	Edge Top	9400	1880	23.4	22.3	0.478	0.616	0.251	0.323	22.6	0.512	0.269	
ANT 2	Hotspot	Rel. 99	Mode B	5	Edge Right	9400	1880	23.4	22.3	0.067	0.086	0.039	0.050	22.6	0.072	0.042	
ANT 2	Hotspot	Rel. 99	Mode B	5	Edge Left	9262	1852.4	23.4	22.3	0.829	1.068	0.417	0.537	22.6	0.888	0.447	
ANT 2	Hotspot	Rel. 99	Mode B	5	Edge Left	9400	1880	23.4	22.3	0.923	**1.189**	0.462	0.595	22.6	0.989	0.495	8
ANT 2	Hotspot	Rel. 99	Mode B	5	Edge Left	9538	1907.6	23.4	22.4	0.937	1.180	0.461	0.580	22.6	0.981	0.483	
Antenna(s)	RF Exposure Condition(s)	Mode(s)	Power Mode(s)	Dist. (mm)	Test Position(s)	Channel	Freq. (MHz)	Max Output Pwr (dBm)	Meas. (dBm)	1-g Meas. (W/kg)	1-g Scaled (W/kg)	10-g Meas. (W/kg)	10-g Scaled (W/kg)	Max Output Pwr (dBm)	1-g Scaled (W/kg)	10-g Scaled (W/kg)	Plot No.
ANT 3	Head	Rel. 99	Mode A	0	Left Cheek	9400	1880	25.7	23.9	0.283	0.428	0.182	0.275	25.7	0.428	0.275	
ANT 3	Head	Rel. 99	Mode A	0	Left Tilt	9400	1880	25.7	23.9	0.093	0.141	0.064	0.097	25.7	0.141	0.097	
ANT 3	Head	Rel. 99	Mode A	0	Right Cheek	9400	1880	25.7	23.9	0.191	0.289	0.126	0.191	25.7	0.289	0.191	
ANT 3	Head	Rel. 99	Mode A	0	Right Tilt	9400	1880	25.7	23.9	0.124	0.188	0.078	0.118	25.7	0.188	0.118	
ANT 3	Body & Hotspot	Rel. 99	Mode B	5	Back	9262	1852.4	23.3	22.1	0.756	0.997	0.396	0.522	22.5	0.829	0.434	
ANT 3	Body & Hotspot	Rel. 99	Mode B	5	Back	9400	1880	23.3	22.0	0.865	1.167	0.473	0.638	22.5	0.971	0.531	
ANT 3	Body & Hotspot	Rel. 99	Mode B	5	Back	9538	1907.6	23.3	22.1	0.859	1.132	0.438	0.577	22.5	0.942	0.480	
ANT 3	Body & Hotspot	Rel. 99	Mode B	5	Front	9400	1880	23.3	22.0	0.576	0.777	0.321	0.433	22.5	0.646	0.360	
ANT 3	Body & Hotspot	Rel. 99	Mode B	5	Back (Offset)	9262	1852.4	23.3	22.1	0.796	1.049	0.415	0.547	22.5	0.873	0.455	
ANT 3	Body & Hotspot	Rel. 99	Mode B	5	Back (Offset)	9400	1880	23.3	22.0	0.875	**1.180**	0.436	0.588	22.5	0.982	0.489	9
ANT 3	Body & Hotspot	Rel. 99	Mode B	5	Back (Offset)	9538	1907.6	23.3	22.1	0.894	1.179	0.450	0.593	22.5	0.980	0.493	
ANT 3	Hotspot	Rel. 99	Mode B	5	Edge Right	9400	1880	23.3	22.0	0.034	0.046	0.016	0.022	22.5	0.038	0.018	
ANT 3	Hotspot	Rel. 99	Mode B	5	Edge Bottom	9400	1880	23.3	22.0	0.487	0.657	0.214	0.289	22.5	0.546	0.240	
ANT 3	Hotspot	Rel. 99	Mode B	5	Edge Left	9262	1852.4	23.3	22.1	0.771	1.016	0.401	0.529	22.5	0.845	0.440	
ANT 3	Hotspot	Rel. 99	Mode B	5	Edge Left	9400	1880	23.3	22.0	0.847	1.143	0.416	0.561	22.5	0.950	0.467	
ANT 3	Hotspot	Rel. 99	Mode B	5	Edge Left	9538	1907.6	23.3	22.1	0.860	1.134	0.425	0.560	22.5	0.943	0.466	
Antenna(s)	RF Exposure Condition(s)	Mode(s)	Power Mode(s)	Dist. (mm)	Test Position(s)	Channel	Freq. (MHz)	Max Output Pwr (dBm)	Meas. (dBm)	1-g Meas. (W/kg)	1-g Scaled (W/kg)	10-g Meas. (W/kg)	10-g Scaled (W/kg)	Max Output Pwr (dBm)	1-g Scaled (W/kg)	10-g Scaled (W/kg)	Plot No.
ANT 4	Head	Rel. 99	Mode A	0	Left Cheek	9262	1852.4	20.4	19.7	0.976	1.147	0.531	0.624	19.6	0.954	0.519	
ANT 4	Head	Rel. 99	Mode A	0	Left Cheek	9400	1880	20.4	19.7	0.951	1.117	0.524	0.616	19.6	0.929	0.512	
ANT 4	Head	Rel. 99	Mode A	0	Left Cheek	9538	1907.6	20.4	19.7	0.858	1.008	0.469	0.551	19.6	0.838	0.458	
ANT 4	Head	Rel. 99	Mode A	0	Left Tilt	9262	1852.4	20.4	19.7	0.699	0.821	0.344	0.404	19.6	0.683	0.336	
ANT 4	Head	Rel. 99	Mode A	0	Left Tilt	9400	1880	20.4	19.7	0.684	0.804	0.333	0.391	19.6	0.668	0.325	
ANT 4	Head	Rel. 99	Mode A	0	Left Tilt	9538	1907.6	20.4	19.7	0.589	0.692	0.293	0.344	19.6	0.576	0.286	
ANT 4	Head	Rel. 99	Mode A	0	Right Cheek	9400	1880	20.4	19.7	0.332	0.390	0.216	0.254	19.6	0.324	0.211	
ANT 4	Head	Rel. 99	Mode A	0	Right Tilt	9400	1880	20.4	19.7	0.231	0.271	0.133	0.156	19.6	0.226	0.130	
ANT 4	Body & Hotspot	Rel. 99	Mode B	5	Back	9262	1852.4	22.0	20.0	0.605	0.959	0.324	0.514	21.2	0.798	0.427	
ANT 4	Body & Hotspot	Rel. 99	Mode B	5	Back	9400	1880	22.0	20.1	0.563	0.872	0.300	0.465	21.2	0.725	0.386	
ANT 4	Body & Hotspot	Rel. 99	Mode B	5	Back	9538	1907.6	22.0	20.0	0.504	0.799	0.272	0.431	21.2	0.664	0.359	
ANT 4	Body & Hotspot	Rel. 99	Mode B	5	Front	9400	1880	22.0	20.1	0.330	0.511	0.178	0.276	21.2	0.425	0.229	
ANT 4	Hotspot	Rel. 99	Mode B	5	Edge Top	9400	1880	22.0	20.1	0.362	0.561	0.161	0.249	21.2	0.466	0.207	
ANT 4	Hotspot	Rel. 99	Mode B	5	Edge Right	9262	1852.4	22.0	20.0	0.447	0.708	0.236	0.374	21.2	0.589	0.311	
ANT 4	Hotspot	Rel. 99	Mode B	5	Edge Right	9400	1880	22.0	20.1	0.537	0.832	0.268	0.415	21.2	0.692	0.345	
ANT 4	Hotspot	Rel. 99	Mode B	5	Edge Right	9538	1907.6	22.0	20.0	0.431	0.683	0.227	0.360	21.2	0.568	0.299	
ANT 4	Hotspot	Rel. 99	Mode B	5	Edge Left	9400	1880	22.0	20.1	0.033	0.051	0.018	0.028	21.2	0.043	0.023	

This report shall not be reproduced without the written approval of UL Verification Services Inc.

10.4. W-CDMA Band IV

								Cellular PS1						Cellular PS2			
Antenna(s)	RF Exposure Condition(s)	Mode(s)	Power Mode(s)	Dist. (mm)	Test Position(s)	Channel	Freq. (MHz)	Max Output Pwr (dBm)	Meas. (dBm)	1-g Meas. (W/kg)	1-g Scaled (W/kg)	10-g Meas. (W/kg)	10-g Scaled (W/kg)	Max Output Pwr (dBm)	1-g Scaled (W/kg)	10-g Scaled (W/kg)	Plot No.
ANT 1	Head	Rel. 99	Mode A	0	Left Cheek	1413	1732.6	25.7	24.3	0.118	0.163	0.080	0.110	25.7	0.163	0.110	
ANT 1	Head	Rel. 99	Mode A	0	Left Tilt	1413	1732.6	25.7	24.3	0.095	0.131	0.063	0.087	25.7	0.131	0.087	
ANT 1	Head	Rel. 99	Mode A	0	Right Cheek	1413	1732.6	25.7	24.3	0.303	0.418	0.205	0.283	25.7	0.418	0.283	
ANT 1	Head	Rel. 99	Mode A	0	Right Tilt	1413	1732.6	25.7	24.3	0.127	0.175	0.086	0.119	25.7	0.175	0.119	
ANT 1	Body & Hotspot	Rel. 99	Mode B	5	Back	1312	1712.4	21.8	21.3	0.807	0.905	0.421	0.472	21.0	0.753	0.393	
ANT 1	Body & Hotspot	Rel. 99	Mode B	5	Back	1413	1732.6	21.8	21.4	0.985	1.080	0.531	0.582	21.0	0.898	0.484	
ANT 1	Body & Hotspot	Rel. 99	Mode B	5	Back	1513	1752.6	21.8	21.3	0.998	1.120	0.512	0.574	21.0	0.931	0.478	
ANT 1	Body & Hotspot	Rel. 99	Mode B	5	Front	1413	1732.6	21.8	21.4	0.720	0.789	0.400	0.439	21.0	0.657	0.365	
ANT 1	Body & Hotspot	Rel. 99	Mode B	5	Back (Offset)	1312	1712.4	21.8	21.3	0.787	0.883	0.420	0.471	21.0	0.734	0.392	
ANT 1	Body & Hotspot	Rel. 99	Mode B	5	Back (Offset)	1413	1732.6	21.8	21.4	0.904	0.991	0.483	0.530	21.0	0.824	0.441	
ANT 1	Body & Hotspot	Rel. 99	Mode B	5	Back (Offset)	1513	1752.6	21.8	21.3	1.020	1.144	0.543	0.609	21.0	0.952	0.507	
ANT 1	Hotspot	Rel. 99	Mode B	5	Edge Right	1413	1732.6	21.8	21.4	0.573	0.628	0.300	0.329	21.0	0.523	0.274	
ANT 1	Hotspot	Rel. 99	Mode B	5	Edge Bottom	1312	1712.4	21.8	21.3	0.662	0.743	0.317	0.356	21.0	0.618	0.296	
ANT 1	Hotspot	Rel. 99	Mode B	5	Edge Bottom	1413	1732.6	21.8	21.4	0.765	0.839	0.359	0.394	21.0	0.698	0.327	
ANT 1	Hotspot	Rel. 99	Mode B	5	Edge Bottom	1513	1752.6	21.8	21.3	0.748	0.839	0.364	0.408	21.0	0.698	0.340	
ANT 1	Hotspot	Rel. 99	Mode B	5	Edge Left	1413	1732.6	21.8	21.4	0.030	0.033	0.018	0.020	21.0	0.027	0.016	
Antenna(s)	RF Exposure Condition(s)	Mode(s)	Power Mode(s)	Dist. (mm)	Test Position(s)	Channel	Freq. (MHz)	Max Output Pwr (dBm)	Meas. (dBm)	1-g Meas. (W/kg)	1-g Scaled (W/kg)	10-g Meas. (W/kg)	10-g Scaled (W/kg)	Max Output Pwr (dBm)	1-g Scaled (W/kg)	10-g Scaled (W/kg)	Plot No.
ANT 2	Head	Rel. 99	Mode A	0	Left Cheek	1413	1732.6	21.9	20.4	0.414	0.585	0.268	0.379	21.1	0.486	0.315	
ANT 2	Head	Rel. 99	Mode A	0	Left Tilt	1413	1732.6	21.9	20.4	0.316	0.446	0.194	0.274	21.1	0.371	0.228	
ANT 2	Head	Rel. 99	Mode A	0	Right Cheek	1312	1712.4	21.9	20.5	0.638	0.881	0.364	0.502	21.1	0.733	0.418	
ANT 2	Head	Rel. 99	Mode A	0	Right Cheek	1413	1732.6	21.9	20.4	0.676	0.955	0.380	0.537	21.1	0.794	0.446	
ANT 2	Head	Rel. 99	Mode A	0	Right Cheek	1513	1752.6	21.9	20.4	0.686	**0.969**	0.384	0.542	21.1	0.806	0.451	10
ANT 2	Head	Rel. 99	Mode A	0	Right Tilt	1413	1732.6	21.9	20.4	0.551	0.778	0.285	0.403	21.1	0.647	0.335	
ANT 2	Body & Hotspot	Rel. 99	Mode B	5	Back	1312	1712.4	24.4	23.0	0.455	0.628	0.269	0.371	23.6	0.522	0.309	
ANT 2	Body & Hotspot	Rel. 99	Mode B	5	Back	1413	1732.6	24.4	23.1	0.699	0.943	0.398	0.537	23.6	0.784	0.447	
ANT 2	Body & Hotspot	Rel. 99	Mode B	5	Back	1513	1752.6	24.4	22.9	0.516	0.729	0.300	0.424	23.6	0.606	0.352	
ANT 2	Body & Hotspot	Rel. 99	Mode B	5	Front	1413	1732.6	24.4	23.1	0.586	0.790	0.327	0.441	23.6	0.658	0.367	
ANT 2	Hotspot	Rel. 99	Mode B	5	Edge Top	1413	1732.6	24.4	23.1	0.518	0.699	0.265	0.357	23.6	0.581	0.297	
ANT 2	Hotspot	Rel. 99	Mode B	5	Edge Right	1413	1732.6	24.4	23.1	0.100	0.135	0.057	0.077	23.6	0.112	0.064	
ANT 2	Hotspot	Rel. 99	Mode B	5	Edge Left	1312	1712.4	24.4	23.0	0.707	0.976	0.379	0.523	23.6	0.812	0.435	
ANT 2	Hotspot	Rel. 99	Mode B	5	Edge Left	1413	1732.6	24.4	23.1	0.798	1.076	0.425	0.573	23.6	0.895	0.477	
ANT 2	Hotspot	Rel. 99	Mode B	5	Edge Left	1513	1752.6	24.4	22.9	0.810	**1.144**	0.429	0.606	23.6	0.952	0.504	11
Antenna(s)	RF Exposure Condition(s)	Mode(s)	Power Mode(s)	Dist. (mm)	Test Position(s)	Channel	Freq. (MHz)	Max Output Pwr (dBm)	Meas. (dBm)	1-g Meas. (W/kg)	1-g Scaled (W/kg)	10-g Meas. (W/kg)	10-g Scaled (W/kg)	Max Output Pwr (dBm)	1-g Scaled (W/kg)	10-g Scaled (W/kg)	Plot No.
ANT 3	Head	Rel. 99	Mode A	0	Left Cheek	1413	1732.6	25.7	24.0	0.217	0.321	0.142	0.210	25.7	0.321	0.210	
ANT 3	Head	Rel. 99	Mode A	0	Left Tilt	1413	1732.6	25.7	24.0	0.103	0.152	0.067	0.099	25.7	0.152	0.099	
ANT 3	Head	Rel. 99	Mode A	0	Right Cheek	1413	1732.6	25.7	24.0	0.102	0.151	0.069	0.102	25.7	0.151	0.102	
ANT 3	Head	Rel. 99	Mode A	0	Right Tilt	1413	1732.6	25.7	24.0	0.103	0.152	0.065	0.096	25.7	0.152	0.096	
ANT 3	Body & Hotspot	Rel. 99	Mode B	5	Back	1312	1712.4	23.9	22.0	0.758	1.174	0.393	0.609	23.1	0.976	0.506	
ANT 3	Body & Hotspot	Rel. 99	Mode B	5	Back	1413	1732.6	23.9	21.9	0.710	1.125	0.360	0.571	23.1	0.936	0.475	
ANT 3	Body & Hotspot	Rel. 99	Mode B	5	Back	1513	1752.6	23.9	21.9	0.723	1.146	0.362	0.574	23.1	0.953	0.477	
ANT 3	Body & Hotspot	Rel. 99	Mode B	5	Front	1312	1712.4	23.9	22.0	0.651	1.008	0.327	0.506	23.1	0.839	0.421	
ANT 3	Body & Hotspot	Rel. 99	Mode B	5	Front	1413	1732.6	23.9	21.9	0.628	0.995	0.323	0.512	23.1	0.828	0.426	
ANT 3	Body & Hotspot	Rel. 99	Mode B	5	Front	1513	1752.6	23.9	21.9	0.664	1.052	0.335	0.531	23.1	0.875	0.442	
ANT 3	Body & Hotspot	Rel. 99	Mode B	5	Back (Offset)	1312	1712.4	23.9	22.0	0.733	1.135	0.370	0.573	23.1	0.944	0.477	
ANT 3	Body & Hotspot	Rel. 99	Mode B	5	Back (Offset)	1413	1732.6	23.9	21.9	0.729	1.155	0.368	0.583	23.1	0.961	0.485	
ANT 3	Body & Hotspot	Rel. 99	Mode B	5	Back (Offset)	1513	1752.6	23.9	21.9	0.750	**1.189**	0.375	0.594	23.1	0.989	0.494	12
ANT 3	Hotspot	Rel. 99	Mode B	5	Edge Right	1413	1732.6	23.9	21.9	0.028	0.044	0.014	0.022	23.1	0.037	0.018	
ANT 3	Hotspot	Rel. 99	Mode B	5	Edge Bottom	1312	1712.4	23.9	22.0	0.655	1.014	0.298	0.462	23.1	0.844	0.384	
ANT 3	Hotspot	Rel. 99	Mode B	5	Edge Bottom	1413	1732.6	23.9	21.9	0.606	0.960	0.275	0.436	23.1	0.712	0.323	
ANT 3	Hotspot	Rel. 99	Mode B	5	Edge Bottom	1513	1752.6	23.9	21.9	0.591	0.937	0.265	0.420	23.1	0.779	0.349	
ANT 3	Hotspot	Rel. 99	Mode B	5	Edge Left	1312	1712.4	23.9	22.0	0.494	0.765	0.251	0.389	23.1	0.636	0.323	
ANT 3	Hotspot	Rel. 99	Mode B	5	Edge Left	1413	1732.6	23.9	21.9	0.521	0.826	0.270	0.428	23.1	0.687	0.356	
ANT 3	Hotspot	Rel. 99	Mode B	5	Edge Left	1513	1752.6	23.9	21.9	0.562	0.891	0.289	0.458	23.1	0.741	0.381	
Antenna(s)	RF Exposure Condition(s)	Mode(s)	Power Mode(s)	Dist. (mm)	Test Position(s)	Channel	Freq. (MHz)	Max Output Pwr (dBm)	Meas. (dBm)	1-g Meas. (W/kg)	1-g Scaled (W/kg)	10-g Meas. (W/kg)	10-g Scaled (W/kg)	Max Output Pwr (dBm)	1-g Scaled (W/kg)	10-g Scaled (W/kg)	Plot No.
ANT 4	Head	Rel. 99	Mode A	0	Left Cheek	1312	1712.4	20.2	18.3	0.517	0.801	0.274	0.424	19.4	0.666	0.353	
ANT 4	Head	Rel. 99	Mode A	0	Left Cheek	1413	1732.6	20.2	18.4	0.602	0.911	0.321	0.486	19.4	0.758	0.404	
ANT 4	Head	Rel. 99	Mode A	0	Left Cheek	1513	1752.6	20.2	18.4	0.649	0.982	0.348	0.527	19.4	0.817	0.438	
ANT 4	Head	Rel. 99	Mode A	0	Left Tilt	1312	1712.4	20.2	18.3	0.337	0.522	0.173	0.268	19.4	0.434	0.223	
ANT 4	Head	Rel. 99	Mode A	0	Left Tilt	1413	1732.6	20.2	18.4	0.530	0.802	0.248	0.375	19.4	0.667	0.312	
ANT 4	Head	Rel. 99	Mode A	0	Left Tilt	1513	1752.6	20.2	18.4	0.468	0.708	0.221	0.334	19.4	0.589	0.278	
ANT 4	Head	Rel. 99	Mode A	0	Right Cheek	1413	1732.6	20.2	18.4	0.223	0.338	0.141	0.213	19.4	0.281	0.178	
ANT 4	Head	Rel. 99	Mode A	0	Right Tilt	1413	1732.6	20.2	18.4	0.178	0.269	0.103	0.156	19.4	0.224	0.130	
ANT 4	Body & Hotspot	Rel. 99	Mode B	5	Back	1312	1712.4	22.0	20.1	0.458	0.709	0.245	0.379	21.2	0.590	0.316	
ANT 4	Body & Hotspot	Rel. 99	Mode B	5	Back	1413	1732.6	22.0	20.3	0.555	0.821	0.297	0.439	21.2	0.683	0.365	
ANT 4	Body & Hotspot	Rel. 99	Mode B	5	Back	1513	1752.6	22.0	20.3	0.611	0.904	0.328	0.485	21.2	0.752	0.404	
ANT 4	Body & Hotspot	Rel. 99	Mode B	5	Front	1413	1732.6	22.0	20.3	0.326	0.482	0.179	0.265	21.2	0.401	0.220	
ANT 4	Hotspot	Rel. 99	Mode B	5	Edge Top	1413	1732.6	22.0	20.3	0.350	0.518	0.161	0.238	21.2	0.431	0.198	
ANT 4	Hotspot	Rel. 99	Mode B	5	Edge Right	1413	1732.6	22.0	20.3	0.484	0.716	0.253	0.374	21.2	0.595	0.311	
ANT 4	Hotspot	Rel. 99	Mode B	5	Edge Left	1413	1732.6	22.0	20.3	0.045	0.067	0.025	0.037	21.2	0.055	0.031	

This report shall not be reproduced without the written approval of UL Verification Services Inc.

10.5. W-CDMA Band V

								Cellular PS1						Cellular PS2			
Antenna(s)	RF Exposure Condition(s)	Mode(s)	Power Mode(s)	Dist. (mm)	Test Position(s)	Channel	Freq. (MHz)	Max Output Pwr (dBm)	Meas. (dBm)	1-g Meas. (W/kg)	1-g Scaled (W/kg)	10-g Meas. (W/kg)	10-g Scaled (W/kg)	Max Output Pwr (dBm)	1-g Scaled (W/kg)	10-g Scaled (W/kg)	Plot No.
ANT 2	Head	Rel. 99	Mode A	0	Left Cheek	4132	826.4	25.7	24.2	0.659	0.931	0.402	0.568	25.0	0.792	0.483	
ANT 2	Head	Rel. 99	Mode A	0	Left Cheek	4183	836.6	25.7	24.3	0.674	0.930	0.422	0.583	25.0	0.792	0.496	
ANT 2	Head	Rel. 99	Mode A	0	Left Cheek	4233	846.6	25.7	24.3	0.627	0.866	0.394	0.544	25.0	0.737	0.463	
ANT 2	Head	Rel. 99	Mode A	0	Left Tilt	4183	836.6	25.7	24.3	0.548	0.756	0.281	0.388	25.0	0.644	0.330	
ANT 2	Head	Rel. 99	Mode A	0	Right Cheek	4132	826.4	25.7	24.2	0.762	1.076	0.476	0.672	25.0	0.916	0.572	
ANT 2	Head	Rel. 99	Mode A	0	Right Cheek	4183	836.6	25.7	24.3	0.822	**1.135**	0.509	0.703	25.0	0.966	0.598	13
ANT 2	Head	Rel. 99	Mode A	0	Right Cheek	4233	846.6	25.7	24.3	0.726	1.002	0.459	0.634	25.0	0.853	0.539	
ANT 2	Head	Rel. 99	Mode A	0	Right Tilt	4132	826.4	25.7	24.2	0.661	0.934	0.328	0.463	25.0	0.795	0.394	
ANT 2	Head	Rel. 99	Mode A	0	Right Tilt	4183	836.6	25.7	24.3	0.610	0.842	0.307	0.424	25.0	0.717	0.361	
ANT 2	Head	Rel. 99	Mode A	0	Right Tilt	4233	846.6	25.7	24.3	0.601	0.830	0.306	0.422	25.0	0.706	0.360	
ANT 2	Body & Hotspot	Rel. 99	Mode B	5	Back	4183	836.6	25.7	24.3	0.462	**0.638**	0.235	0.324	25.7	0.638	0.324	14
ANT 2	Body & Hotspot	Rel. 99	Mode B	5	Front	4183	836.6	25.7	24.3	0.310	0.428	0.184	0.254	25.7	0.428	0.254	
ANT 2	Hotspot	Rel. 99	Mode B	5	Edge Top	4183	836.6	25.7	24.3	0.473	**0.653**	0.206	0.284	25.7	0.653	0.284	15
ANT 2	Hotspot	Rel. 99	Mode B	5	Edge Right	4183	836.6	25.7	24.3	0.080	0.110	0.053	0.073	25.7	0.110	0.073	
ANT 2	Hotspot	Rel. 99	Mode B	5	Edge Left	4183	836.6	25.7	24.3	0.292	0.403	0.196	0.271	25.7	0.403	0.271	
Antenna(s)	RF Exposure Condition(s)	Mode(s)	Power Mode(s)	Dist. (mm)	Test Position(s)	Channel	Freq. (MHz)	Max Output Pwr (dBm)	Meas. (dBm)	1-g Meas. (W/kg)	1-g Scaled (W/kg)	10-g Meas. (W/kg)	10-g Scaled (W/kg)	Max Output Pwr (dBm)	1-g Scaled (W/kg)	10-g Scaled (W/kg)	Plot No.
ANT 3	Head	Rel. 99	Mode A	0	Left Cheek	4183	836.6	25.7	24.5	0.097	0.128	0.077	0.102	25.7	0.128	0.102	
ANT 3	Head	Rel. 99	Mode A	0	Left Tilt	4183	836.6	25.7	24.5	0.070	0.092	0.046	0.061	25.7	0.092	0.061	
ANT 3	Head	Rel. 99	Mode A	0	Right Cheek	4183	836.6	25.7	24.5	0.082	0.108	0.066	0.087	25.7	0.108	0.087	
ANT 3	Head	Rel. 99	Mode A	0	Right Tilt	4183	836.6	25.7	24.5	0.043	0.057	0.034	0.045	25.7	0.057	0.045	
ANT 3	Body & Hotspot	Rel. 99	Mode B	5	Back	4183	836.6	25.7	24.5	0.261	0.344	0.153	0.202	25.7	0.344	0.202	
ANT 3	Body & Hotspot	Rel. 99	Mode B	5	Front	4183	836.6	25.7	24.5	0.161	0.212	0.109	0.144	25.7	0.212	0.144	
ANT 3	Body & Hotspot	Rel. 99	Mode B	5	Back (Offset)	4183	836.6	25.7	24.5	0.302	0.398	0.196	0.258	25.7	0.398	0.258	
ANT 3	Hotspot	Rel. 99	Mode B	5	Edge Right	4183	836.6	25.7	24.5	0.211	0.278	0.139	0.183	25.7	0.278	0.183	
ANT 3	Hotspot	Rel. 99	Mode B	5	Edge Bottom	4183	836.6	25.7	24.5	0.102	0.134	0.043	0.057	25.7	0.134	0.057	
ANT 3	Hotspot	Rel. 99	Mode B	5	Edge Left	4183	836.6	25.7	24.5	0.163	0.215	0.110	0.145	25.7	0.215	0.145	

10.6. LTE Band 5 (10MHz Bandwidth)

										Cellular PS1						Cellular PS2			
Antenna(s)	RF Exposure Condition(s)	Mode(s)	Power Mode(s)	Dist. (mm)	Test Position(s)	Channel	Freq. (MHz)	RB Allocation	RB Offset	Max Output Pwr (dBm)	Meas. (dBm)	1-g Meas. (W/kg)	1-g Scaled (W/kg)	10-g Meas. (W/kg)	10-g Scaled (W/kg)	Max Output Pwr (dBm)	1-g Scaled (W/kg)	10-g Scaled (W/kg)	Plot No.
ANT 1	Head	QPSK	Mode A	0	Left Cheek	20525	836.5	1	25	25.7	24.4	0.171	0.231	0.129	0.174	25.7	0.231	0.174	
ANT 1	Head	QPSK	Mode A	0	Left Cheek	20525	836.5	25	12	24.7	24.4	0.172	0.184	0.130	0.139	24.7	0.184	0.139	
ANT 1	Head	QPSK	Mode A	0	Left Tilt	20525	836.5	1	25	25.7	24.4	0.108	0.146	0.085	0.115	25.7	0.146	0.115	
ANT 1	Head	QPSK	Mode A	0	Left Tilt	20525	836.5	25	12	24.7	24.4	0.094	0.101	0.074	0.079	24.7	0.101	0.079	
ANT 1	Head	QPSK	Mode A	0	Right Cheek	20525	836.5	1	25	25.7	24.4	0.144	0.194	0.114	0.154	25.7	0.194	0.154	
ANT 1	Head	QPSK	Mode A	0	Right Cheek	20525	836.5	25	12	24.7	24.4	0.126	0.135	0.100	0.107	24.7	0.135	0.107	
ANT 1	Head	QPSK	Mode A	0	Right Tilt	20525	836.5	1	25	25.7	24.4	0.084	0.113	0.067	0.090	25.7	0.113	0.090	
ANT 1	Head	QPSK	Mode A	0	Right Tilt	20525	836.5	25	12	24.7	24.4	0.074	0.079	0.059	0.063	24.7	0.079	0.063	
ANT 1	Body & Hotspot	QPSK	Mode B	5	Back	20525	836.5	1	25	25.7	24.4	0.290	0.391	0.174	0.235	25.7	0.391	0.235	
ANT 1	Body & Hotspot	QPSK	Mode B	5	Back	20525	836.5	25	12	24.7	24.4	0.273	0.293	0.164	0.176	24.7	0.293	0.176	
ANT 1	Body & Hotspot	QPSK	Mode B	5	Front	20525	836.5	1	25	25.7	24.4	0.179	0.241	0.108	0.146	25.7	0.241	0.146	
ANT 1	Body & Hotspot	QPSK	Mode B	5	Front	20525	836.5	25	12	24.7	24.4	0.172	0.184	0.105	0.113	24.7	0.184	0.113	
ANT 1	Body & Hotspot	QPSK	Mode B	5	Back (Offset)	20525	836.5	1	25	25.7	24.4	0.311	0.420	0.205	0.277	25.7	0.420	0.277	
ANT 1	Body & Hotspot	QPSK	Mode B	5	Back (Offset)	20525	836.5	25	12	24.7	24.4	0.292	0.313	0.193	0.207	24.7	0.313	0.207	
ANT 1	Hotspot	QPSK	Mode B	5	Edge Right	20525	836.5	1	25	25.7	24.4	0.217	0.293	0.142	0.192	25.7	0.293	0.192	
ANT 1	Hotspot	QPSK	Mode B	5	Edge Right	20525	836.5	25	12	24.7	24.4	0.207	0.222	0.135	0.145	24.7	0.222	0.145	
ANT 1	Hotspot	QPSK	Mode B	5	Edge Bottom	20525	836.5	1	25	25.7	24.4	0.100	0.135	0.040	0.054	25.7	0.135	0.054	
ANT 1	Hotspot	QPSK	Mode B	5	Edge Bottom	20525	836.5	25	12	24.7	24.4	0.093	0.100	0.037	0.040	24.7	0.100	0.040	
ANT 1	Hotspot	QPSK	Mode B	5	Edge Left	20525	836.5	1	25	25.7	24.4	0.202	0.272	0.135	0.182	25.7	0.272	0.182	
ANT 1	Hotspot	QPSK	Mode B	5	Edge Left	20525	836.5	25	12	24.7	24.4	0.189	0.203	0.127	0.136	24.7	0.203	0.136	
Antenna(s)	RF Exposure Condition(s)	Mode(s)	Power Mode(s)	Dist. (mm)	Test Position(s)	Channel	Freq. (MHz)	RB Allocation	RB Offset	Max Output Pwr (dBm)	Meas. (dBm)	1-g Meas. (W/kg)	1-g Scaled (W/kg)	10-g Meas. (W/kg)	10-g Scaled (W/kg)	Max Output Pwr (dBm)	1-g Scaled (W/kg)	10-g Scaled (W/kg)	Plot No.
ANT 2	Head	QPSK	Mode A	0	Left Cheek	20525	836.5	1	0	25.0	24.5	0.683	0.766	0.420	0.471	24.2	0.637	0.392	
ANT 2	Head	QPSK	Mode A	0	Left Cheek	20525	836.5	25	0	24.7	24.3	0.639	0.701	0.398	0.436	24.2	0.624	0.389	
ANT 2	Head	QPSK	Mode A	0	Left Tilt	20525	836.5	1	0	25.0	24.5	0.565	0.634	0.297	0.333	24.2	0.527	0.277	
ANT 2	Head	QPSK	Mode A	0	Left Tilt	20525	836.5	25	0	24.7	24.3	0.547	0.600	0.290	0.318	24.2	0.535	0.283	
ANT 2	Head	QPSK	Mode A	0	Right Cheek	20525	836.5	1	0	25.0	24.5	0.843	0.946	0.536	0.601	24.2	0.787	0.500	
ANT 2	Head	QPSK	Mode A	0	Right Cheek	20525	836.5	25	0	24.7	24.3	0.794	0.871	0.504	0.553	24.2	0.776	0.493	
ANT 2	Head	QPSK	Mode A	0	Right Cheek	20525	836.5	50	0	24.7	23.4	0.730	**0.985**	0.462	0.623	24.2	0.878	0.555	16
ANT 2	Head	QPSK	Mode A	0	Right Tilt	20525	836.5	1	0	25.0	24.5	0.620	0.696	0.331	0.371	24.2	0.579	0.309	
ANT 2	Head	QPSK	Mode A	0	Right Tilt	20525	836.5	25	0	24.7	24.3	0.574	0.629	0.306	0.336	24.2	0.561	0.299	
ANT 2	Body & Hotspot	QPSK	Mode B	5	Back	20525	836.5	1	0	25.7	24.5	0.699	**0.921**	0.387	0.510	25.7	0.921	0.510	17
ANT 2	Body & Hotspot	QPSK	Mode B	5	Back	20525	836.5	25	0	24.7	24.3	0.611	0.670	0.339	0.372	24.7	0.670	0.372	
ANT 2	Body & Hotspot	QPSK	Mode B	5	Front	20525	836.5	1	0	25.7	24.5	0.400	0.527	0.216	0.285	25.7	0.527	0.285	
ANT 2	Body & Hotspot	QPSK	Mode B	5	Front	20525	836.5	25	0	24.7	24.3	0.366	0.401	0.199	0.218	24.7	0.401	0.218	
ANT 2	Hotspot	QPSK	Mode B	5	Edge Top	20525	836.5	1	0	25.7	24.5	0.573	**0.755**	0.249	0.328	25.7	0.755	0.328	18
ANT 2	Hotspot	QPSK	Mode B	5	Edge Top	20525	836.5	25	0	24.7	24.3	0.501	0.549	0.218	0.239	24.7	0.549	0.239	
ANT 2	Hotspot	QPSK	Mode B	5	Edge Right	20525	836.5	1	0	25.7	24.5	0.091	0.120	0.061	0.080	25.7	0.120	0.080	
ANT 2	Hotspot	QPSK	Mode B	5	Edge Right	20525	836.5	25	0	24.7	24.3	0.086	0.094	0.057	0.062	24.7	0.094	0.062	
ANT 2	Hotspot	QPSK	Mode B	5	Edge Left	20525	836.5	1	0	25.7	24.5	0.433	0.571	0.285	0.376	25.7	0.571	0.376	
ANT 2	Hotspot	QPSK	Mode B	5	Edge Left	20525	836.5	25	0	24.7	24.3	0.367	0.402	0.242	0.265	24.7	0.402	0.265	
Antenna(s)	RF Exposure Condition(s)	Mode(s)	Power Mode(s)	Dist. (mm)	Test Position(s)	Channel	Freq. (MHz)	RB Allocation	RB Offset	Max Output Pwr (dBm)	Meas. (dBm)	1-g Meas. (W/kg)	1-g Scaled (W/kg)	10-g Meas. (W/kg)	10-g Scaled (W/kg)	Max Output Pwr (dBm)	1-g Scaled (W/kg)	10-g Scaled (W/kg)	Plot No.
ANT 3	Head	QPSK	Mode A	0	Left Cheek	20525	836.5	1	25	25.7	24.0	0.148	0.219	0.112	0.166	25.7	0.219	0.166	
ANT 3	Head	QPSK	Mode A	0	Left Cheek	20525	836.5	25	12	24.7	23.8	0.137	0.169	0.104	0.128	24.7	0.169	0.128	
ANT 3	Head	QPSK	Mode A	0	Left Tilt	20525	836.5	1	25	25.7	24.0	0.064	0.095	0.051	0.075	25.7	0.095	0.075	
ANT 3	Head	QPSK	Mode A	0	Left Tilt	20525	836.5	25	12	24.7	23.8	0.061	0.075	0.049	0.060	24.7	0.075	0.060	
ANT 3	Head	QPSK	Mode A	0	Right Cheek	20525	836.5	1	25	25.7	24.0	0.141	0.209	0.112	0.166	25.7	0.209	0.166	
ANT 3	Head	QPSK	Mode A	0	Right Cheek	20525	836.5	25	12	24.7	23.8	0.134	0.165	0.106	0.130	24.7	0.165	0.130	
ANT 3	Head	QPSK	Mode A	0	Right Tilt	20525	836.5	1	25	25.7	24.0	0.076	0.112	0.060	0.089	25.7	0.112	0.089	
ANT 3	Head	QPSK	Mode A	0	Right Tilt	20525	836.5	25	12	24.7	23.8	0.063	0.078	0.050	0.062	24.7	0.078	0.062	
ANT 3	Body & Hotspot	QPSK	Mode B	5	Back	20525	836.5	1	25	25.7	24.0	0.386	0.571	0.214	0.317	25.7	0.571	0.317	
ANT 3	Body & Hotspot	QPSK	Mode B	5	Back	20525	836.5	25	12	24.7	23.8	0.364	0.448	0.202	0.249	24.7	0.448	0.249	
ANT 3	Body & Hotspot	QPSK	Mode B	5	Front	20525	836.5	1	25	25.7	24.0	0.173	0.256	0.116	0.172	25.7	0.256	0.172	
ANT 3	Body & Hotspot	QPSK	Mode B	5	Front	20525	836.5	25	12	24.7	23.8	0.164	0.202	0.109	0.134	24.7	0.202	0.134	
ANT 3	Body & Hotspot	QPSK	Mode B	5	Back (Offset)	20525	836.5	1	25	25.7	24.0	0.275	0.407	0.179	0.265	25.7	0.407	0.265	
ANT 3	Body & Hotspot	QPSK	Mode B	5	Back (Offset)	20525	836.5	25	12	24.7	23.8	0.263	0.324	0.171	0.210	24.7	0.324	0.210	
ANT 3	Hotspot	QPSK	Mode B	5	Edge Right	20525	836.5	1	25	25.7	24.0	0.253	0.374	0.165	0.244	25.7	0.374	0.244	
ANT 3	Hotspot	QPSK	Mode B	5	Edge Right	20525	836.5	25	12	24.7	23.8	0.238	0.293	0.156	0.192	24.7	0.293	0.192	
ANT 3	Hotspot	QPSK	Mode B	5	Edge Bottom	20525	836.5	1	25	25.7	24.0	0.134	0.198	0.055	0.081	25.7	0.198	0.081	
ANT 3	Hotspot	QPSK	Mode B	5	Edge Bottom	20525	836.5	25	12	24.7	23.8	0.127	0.156	0.052	0.064	24.7	0.156	0.064	
ANT 3	Hotspot	QPSK	Mode B	5	Edge Left	20525	836.5	1	25	25.7	24.0	0.193	0.285	0.127	0.188	25.7	0.285	0.188	
ANT 3	Hotspot	QPSK	Mode B	5	Edge Left	20525	836.5	25	12	24.7	23.8	0.187	0.230	0.122	0.150	24.7	0.230	0.150	

This report shall not be reproduced without the written approval of UL Verification Services Inc.

UL CA 5B

														Cellular PS1						Cellular PS2			
Antenna	RF Exposure Condition	Mode	Power Mode(s)	Dist (mm)	Test Position	PCC UL				SCC UL				Max Output Pwr (dBm)	Meas. (dBm)	1-g Meas. (W/kg)	1-g Scaled (W/kg)	10-g Meas. (W/kg)	10-g Scaled (W/kg)	Max Output Pwr (dBm)	1-g Scaled (W/kg)	10-g Scaled (W/kg)	Plot No.
						Channel	Freq. (MHz)	RB Allocation	RB Offset	Channel	Freq. (MHz)	RB Allocation	RB Offset										
ANT 1	Head	QPSK	Mode A	0	Left Cheek	20476	831.6	1	49	20575	841.5	1	0	25.7	24.1	0.123	0.178	0.095	0.137	25.7	0.178	0.137	
ANT 1	Body-worn	QPSK	Mode B	10	Back (Offset)	20476	831.6	1	49	20575	841.5	1	0	25.7	24.1	0.322	0.465	0.208	0.301	25.7	0.465	0.301	
Antenna	RF Exposure Condition	Mode	Power Mode(s)	Dist (mm)	Test Position	PCC UL				SCC UL				Max Output Pwr (dBm)	Meas. (dBm)	1-g Meas. (W/kg)	1-g Scaled (W/kg)	10-g Meas. (W/kg)	10-g Scaled (W/kg)	Max Output Pwr (dBm)	1-g Scaled (W/kg)	10-g Scaled (W/kg)	Plot No.
						Channel	Freq. (MHz)	RB Allocation	RB Offset	Channel	Freq. (MHz)	RB Allocation	RB Offset										
ANT 2	Head	QPSK	Mode A	0	Right Cheek	20476	831.6	1	49	20575	841.5	1	0	25.6	23.8	0.679	1.028	0.422	0.639	24.8	0.855	0.531	
ANT 2	Body-worn	QPSK	Mode B	10	Back	20476	831.6	1	49	20575	841.5	1	0	25.7	24.1	0.436	0.630	0.234	0.338	25.7	0.630	0.338	
ANT 2	Hotspot	QPSK	Mode B	10	Edge Right	20476	831.6	1	49	20575	841.5	1	0	25.7	24.1	0.392	0.567	0.177	0.256	25.7	0.567	0.256	
Antenna	RF Exposure Condition	Mode	Power Mode(s)	Dist (mm)	Test Position	PCC UL				SCC UL				Max Output Pwr (dBm)	Meas. (dBm)	1-g Meas. (W/kg)	1-g Scaled (W/kg)	10-g Meas. (W/kg)	10-g Scaled (W/kg)	Max Output Pwr (dBm)	1-g Scaled (W/kg)	10-g Scaled (W/kg)	Plot No.
						Channel	Freq. (MHz)	RB Allocation	RB Offset	Channel	Freq. (MHz)	RB Allocation	RB Offset										
ANT 3	Head	QPSK	Mode A	0	Left Cheek	20476	831.6	1	49	20575	841.5	1	0	25.7	24.1	0.097	0.140	0.075	0.108	25.7	0.140	0.108	
ANT 3	Body-worn	QPSK	Mode B	10	Back	20476	831.6	1	49	20575	841.5	1	0	25.7	24.1	0.219	0.317	0.140	0.202	25.7	0.317	0.202	

Note(s):

PCC RB allocation setting for UL CA has been adjusted based on the worst-case power.

This report shall not be reproduced without the written approval of UL Verification Services Inc.

10.7. LTE Band 7 (20MHz Bandwidth)

												Cellular PS1					Cellular PS2			
Antenna(s)	RF Exposure Condition(s)	Mode(s)	Power Mode(s)	Dist. (mm)	Test Position(s)	Channel	Freq. (MHz)	RB Allocation	RB Offset	Max Output Pwr (dBm)	Meas. (dBm)	1-g Meas. (W/kg)	1-g Scaled (W/kg)	10-g Meas. (W/kg)	10-g Scaled (W/kg)	Max Output Pwr (dBm)	1-g Scaled (W/kg)	10-g Scaled (W/kg)	Plot No.
ANT 1	Head	QPSK	Mode A	0	Left Cheek	21100	2535	1	49	24.7	23.0	0.120	0.177	0.073	0.108	24.7	0.177	0.108	
ANT 1	Head	QPSK	Mode A	0	Left Cheek	21100	2535	50	24	23.7	22.8	0.106	0.130	0.063	0.078	23.7	0.130	0.078	
ANT 1	Head	QPSK	Mode A	0	Left Tilt	21100	2535	1	49	24.7	23.0	0.089	0.132	0.052	0.077	24.7	0.132	0.077	
ANT 1	Head	QPSK	Mode A	0	Left Tilt	21100	2535	50	24	23.7	22.8	0.089	0.109	0.052	0.064	23.7	0.109	0.064	
ANT 1	Head	QPSK	Mode A	0	Right Cheek	21100	2535	1	49	24.7	23.0	0.239	0.354	0.140	0.207	24.7	0.354	0.207	
ANT 1	Head	QPSK	Mode A	0	Right Cheek	21100	2535	50	24	23.7	22.8	0.209	0.257	0.122	0.150	23.7	0.257	0.150	
ANT 1	Head	QPSK	Mode A	0	Right Tilt	21100	2535	1	49	24.7	23.0	0.073	0.108	0.042	0.062	24.7	0.108	0.062	
ANT 1	Head	QPSK	Mode A	0	Right Tilt	21100	2535	50	24	23.7	22.8	0.064	0.079	0.037	0.046	23.7	0.079	0.046	
ANT 1	Body & Hotspot	QPSK	Mode B	5	Back	20850	2510	1	49	22.9	21.2	0.568	0.840	0.263	0.389	22.1	0.699	0.324	
ANT 1	Body & Hotspot	QPSK	Mode B	5	Back	20850	2510	50	0	22.9	21.2	0.557	0.824	0.258	0.382	22.1	0.685	0.317	
ANT 1	Body & Hotspot	QPSK	Mode B	5	Back	21100	2535	1	49	22.9	21.3	0.655	0.947	0.297	0.429	22.1	0.787	0.357	
ANT 1	Body & Hotspot	QPSK	Mode B	5	Back	21100	2535	50	0	22.9	21.3	0.649	0.938	0.296	0.428	22.1	0.780	0.356	
ANT 1	Body & Hotspot	QPSK	Mode B	5	Back	21100	2535	100	0	22.9	21.4	0.730	1.031	0.328	0.463	22.1	0.858	0.385	
ANT 1	Body & Hotspot	QPSK	Mode B	5	Back	21350	2560	1	49	22.9	21.3	0.752	1.087	0.336	0.486	22.1	0.904	0.404	
ANT 1	Body & Hotspot	QPSK	Mode B	5	Back	21350	2560	50	0	22.9	21.4	0.800	**1.130**	0.347	0.490	22.1	0.940	0.408	19
ANT 1	Body & Hotspot	QPSK	Mode B	5	Front	21100	2535	1	49	22.9	21.3	0.320	0.463	0.173	0.250	22.1	0.385	0.208	
ANT 1	Body & Hotspot	QPSK	Mode B	5	Front	21100	2535	50	0	22.9	21.3	0.310	0.448	0.168	0.243	22.1	0.373	0.202	
ANT 1	Body & Hotspot	QPSK	Mode B	5	Back (Offset)	20850	2510	1	49	22.9	21.2	0.415	0.614	0.200	0.296	22.1	0.511	0.246	
ANT 1	Body & Hotspot	QPSK	Mode B	5	Back (Offset)	20850	2510	50	0	22.9	21.2	0.400	0.592	0.192	0.284	22.1	0.492	0.236	
ANT 1	Body & Hotspot	QPSK	Mode B	5	Back (Offset)	21100	2535	1	49	22.9	21.3	0.620	0.896	0.279	0.403	22.1	0.745	0.335	
ANT 1	Body & Hotspot	QPSK	Mode B	5	Back (Offset)	21100	2535	50	0	22.9	21.3	0.615	0.889	0.280	0.405	22.1	0.739	0.337	
ANT 1	Body & Hotspot	QPSK	Mode B	5	Back (Offset)	21350	2560	1	49	22.9	21.3	0.719	1.039	0.324	0.468	22.1	0.864	0.390	
ANT 1	Body & Hotspot	QPSK	Mode B	5	Back (Offset)	21350	2560	50	0	22.9	21.4	0.732	1.034	0.328	0.463	22.1	0.860	0.385	
ANT 1	Body & Hotspot	QPSK	Mode B	5	Back (Offset)	21350	2560	100	0	22.9	21.4	0.680	0.961	0.327	0.462	22.1	0.799	0.384	
ANT 1	Hotspot	QPSK	Mode B	5	Edge Right	20850	2510	1	49	22.9	21.2	0.778	1.151	0.346	0.512	22.1	0.957	0.426	
ANT 1	Hotspot	QPSK	Mode B	5	Edge Right	20850	2510	50	0	22.9	21.2	0.746	1.103	0.332	0.491	22.1	0.918	0.408	
ANT 1	Hotspot	QPSK	Mode B	5	Edge Right	21100	2535	1	49	22.9	21.3	0.806	1.165	0.364	0.526	22.1	0.969	0.438	
ANT 1	Hotspot	QPSK	Mode B	5	Edge Right	21100	2535	50	0	22.9	21.3	0.799	1.155	0.361	0.522	22.1	0.961	0.434	
ANT 1	Hotspot	QPSK	Mode B	5	Edge Right	21100	2535	100	0	22.9	21.4	0.773	1.092	0.346	0.489	22.1	0.908	0.407	
ANT 1	Hotspot	QPSK	Mode B	5	Edge Right	21350	2560	1	49	22.9	21.3	0.756	1.093	0.343	0.496	22.1	0.909	0.412	
ANT 1	Hotspot	QPSK	Mode B	5	Edge Right	21350	2560	50	0	22.9	21.4	0.760	1.074	0.346	0.489	22.1	0.893	0.407	
ANT 1	Hotspot	QPSK	Mode B	5	Edge Right	21350	2560	100	0	22.9	21.4	0.779	1.100	0.327	0.462	22.1	0.915	0.384	
ANT 1	Hotspot	QPSK	Mode B	5	Edge Bottom	21100	2535	1	49	22.9	21.3	0.350	0.506	0.146	0.211	22.1	0.421	0.176	
ANT 1	Hotspot	QPSK	Mode B	5	Edge Bottom	21100	2535	50	0	22.9	21.3	0.298	0.431	0.124	0.179	22.1	0.358	0.149	
ANT 1	Hotspot	QPSK	Mode B	5	Edge Left	21100	2535	1	49	22.9	21.3	0.012	0.017	0.006	0.009	22.1	0.014	0.007	
ANT 1	Hotspot	QPSK	Mode B	5	Edge Left	21100	2535	50	0	22.9	21.3	0.013	0.019	0.006	0.009	22.1	0.016	0.007	
Antenna(s)	RF Exposure Condition(s)	Mode(s)	Power Mode(s)	Dist. (mm)	Test Position(s)	Channel	Freq. (MHz)	RB Allocation	RB Offset	Max Output Pwr (dBm)	Meas. (dBm)	1-g Meas. (W/kg)	1-g Scaled (W/kg)	10-g Meas. (W/kg)	10-g Scaled (W/kg)	Max Output Pwr (dBm)	1-g Scaled (W/kg)	10-g Scaled (W/kg)	Plot No.
ANT 2	Head	QPSK	Mode A	0	Left Cheek	21100	2535	1	49	19.2	17.7	0.152	0.215	0.081	0.114	18.4	0.179	0.095	
ANT 2	Head	QPSK	Mode A	0	Left Cheek	21100	2535	50	0	19.2	17.8	0.158	0.218	0.084	0.116	18.4	0.181	0.096	
ANT 2	Head	QPSK	Mode A	0	Left Tilt	21100	2535	1	49	19.2	17.7	0.105	0.148	0.051	0.072	18.4	0.123	0.060	
ANT 2	Head	QPSK	Mode A	0	Left Tilt	21100	2535	50	0	19.2	17.8	0.109	0.150	0.053	0.073	18.4	0.125	0.061	
ANT 2	Head	QPSK	Mode A	0	Right Cheek	20850	2510	1	49	19.2	17.7	0.742	1.048	0.321	0.453	18.4	0.872	0.377	
ANT 2	Head	QPSK	Mode A	0	Right Cheek	20850	2510	50	0	19.2	17.8	0.764	1.055	0.328	0.453	18.4	0.877	0.377	
ANT 2	Head	QPSK	Mode A	0	Right Cheek	21100	2535	1	49	19.2	17.7	0.784	1.107	0.331	0.468	18.4	0.921	0.389	
ANT 2	Head	QPSK	Mode A	0	Right Cheek	21100	2535	50	0	19.2	17.8	0.797	1.100	0.340	0.469	18.4	0.915	0.390	
ANT 2	Head	QPSK	Mode A	0	Right Cheek	21350	2560	1	49	19.2	17.9	0.816	1.101	0.339	0.457	18.4	0.916	0.380	
ANT 2	Head	QPSK	Mode A	0	Right Cheek	21350	2560	50	0	19.2	17.9	0.819	1.105	0.341	0.460	18.4	0.919	0.383	
ANT 2	Head	QPSK	Mode A	0	Right Cheek	21350	2560	100	0	19.2	17.9	0.874	**1.179**	0.353	0.476	18.4	0.981	0.396	20
ANT 2	Head	QPSK	Mode A	0	Right Tilt	21100	2535	1	49	19.2	17.7	0.349	0.493	0.153	0.216	18.4	0.410	0.180	
ANT 2	Head	QPSK	Mode A	0	Right Tilt	21100	2535	50	0	19.2	17.8	0.364	0.502	0.159	0.219	18.4	0.418	0.183	
ANT 2	Body & Hotspot	QPSK	Mode B	5	Back	20850	2510	1	0	22.1	20.1	0.347	0.550	0.171	0.271	21.3	0.457	0.225	
ANT 2	Body & Hotspot	QPSK	Mode B	5	Back	20850	2510	50	0	22.1	20.1	0.338	0.536	0.166	0.263	21.3	0.446	0.219	
ANT 2	Body & Hotspot	QPSK	Mode B	5	Back	21100	2535	1	0	22.1	20.1	0.576	0.913	0.268	0.425	21.3	0.759	0.353	
ANT 2	Body & Hotspot	QPSK	Mode B	5	Back	21100	2535	50	0	22.1	20.1	0.583	0.924	0.271	0.430	21.3	0.769	0.357	
ANT 2	Body & Hotspot	QPSK	Mode B	5	Back	21100	2535	100	0	22.1	20.2	0.430	0.666	0.204	0.316	21.3	0.554	0.263	
ANT 2	Body & Hotspot	QPSK	Mode B	5	Back	21350	2560	1	49	22.1	20.2	0.389	0.602	0.179	0.277	21.3	0.501	0.231	
ANT 2	Body & Hotspot	QPSK	Mode B	5	Back	21350	2560	50	24	22.1	20.2	0.432	0.669	0.198	0.307	21.3	0.557	0.255	
ANT 2	Body & Hotspot	QPSK	Mode B	5	Front	20850	2510	1	0	22.1	20.1	0.600	0.951	0.278	0.441	21.3	0.791	0.366	
ANT 2	Body & Hotspot	QPSK	Mode B	5	Front	20850	2510	50	0	22.1	20.1	0.611	0.968	0.282	0.447	21.3	0.805	0.372	
ANT 2	Body & Hotspot	QPSK	Mode B	5	Front	21100	2535	1	0	22.1	20.1	0.566	0.897	0.255	0.404	21.3	0.746	0.336	
ANT 2	Body & Hotspot	QPSK	Mode B	5	Front	21100	2535	50	0	22.1	20.1	0.525	0.832	0.240	0.380	21.3	0.692	0.316	
ANT 2	Body & Hotspot	QPSK	Mode B	5	Front	21100	2535	100	0	22.1	20.2	0.649	1.005	0.292	0.452	21.3	0.836	0.376	
ANT 2	Body & Hotspot	QPSK	Mode B	5	Front	21350	2560	1	49	22.1	20.2	0.569	0.881	0.260	0.403	21.3	0.733	0.335	
ANT 2	Body & Hotspot	QPSK	Mode B	5	Front	21350	2560	50	24	22.1	20.2	0.571	0.884	0.261	0.404	21.3	0.736	0.336	
ANT 2	Hotspot	QPSK	Mode B	5	Edge Top	21100	2535	1	0	22.1	20.1	0.203	0.322	0.090	0.143	21.3	0.268	0.119	
ANT 2	Hotspot	QPSK	Mode B	5	Edge Top	21100	2535	50	0	22.1	20.1	0.210	0.333	0.093	0.147	21.3	0.277	0.123	
ANT 2	Hotspot	QPSK	Mode B	5	Edge Right	21100	2535	1	0	22.1	20.1	0.045	0.071	0.024	0.038	21.3	0.059	0.032	
ANT 2	Hotspot	QPSK	Mode B	5	Edge Right	21100	2535	50	0	22.1	20.1	0.043	0.068	0.022	0.035	21.3	0.057	0.029	
ANT 2	Hotspot	QPSK	Mode B	5	Edge Left	20850	2510	1	0	22.1	20.1	0.646	1.024	0.291	0.461	21.3	0.852	0.384	
ANT 2	Hotspot	QPSK	Mode B	5	Edge Left	20850	2510	50	0	22.1	20.1	0.662	1.049	0.292	0.463	21.3	0.873	0.385	
ANT 2	Hotspot	QPSK	Mode B	5	Edge Left	21100	2535	1	0	22.1	20.1	0.664	1.052	0.310	0.491	21.3	0.875	0.409	
ANT 2	Hotspot	QPSK	Mode B	5	Edge Left	21100	2535	50	0	22.1	20.1	0.692	1.097	0.323	0.512	21.3	0.912	0.426	
ANT 2	Hotspot	QPSK	Mode B	5	Edge Left	21100	2535	100	0	22.1	20.2	0.710	1.100	0.324	0.502	21.3	0.915	0.417	
ANT 2	Hotspot	QPSK	Mode B	5	Edge Left	21350	2560	1	49	22.1	20.2	0.532	0.824	0.234	0.362	21.3	0.685	0.301	
ANT 2	Hotspot	QPSK	Mode B	5	Edge Left	21350	2560	50	24	22.1	20.2	0.527	0.816	0.234	0.362	21.3	0.679	0.301	

This report shall not be reproduced without the written approval of UL Verification Services Inc.

										Cellular PS1						Cellular PS2			
Antenna(s)	RF Exposure Condition(s)	Mode(s)	Power Mode(s)	Dist. (mm)	Test Position(s)	Channel	Freq. (MHz)	RB Allocation	RB Offset	Max Output Pwr (dBm)	Meas. (dBm)	1-g Meas. (W/kg)	1-g Scaled (W/kg)	10-g Meas. (W/kg)	10-g Scaled (W/kg)	Max Output Pwr (dBm)	1-g Scaled (W/kg)	10-g Scaled (W/kg)	Plot No.
ANT 3	Head	QPSK	Mode A	0	Left Cheek	21100	2535	1	49	25.7	24.3	0.365	0.504	0.207	0.286	25.7	0.504	0.286	
ANT 3	Head	QPSK	Mode A	0	Left Cheek	21100	2535	50	24	24.7	24.2	0.352	0.395	0.199	0.223	24.7	0.395	0.223	
ANT 3	Head	QPSK	Mode A	0	Left Tilt	21100	2535	1	49	25.7	24.3	0.123	0.170	0.070	0.097	25.7	0.170	0.097	
ANT 3	Head	QPSK	Mode A	0	Left Tilt	21100	2535	50	24	24.7	24.2	0.118	0.132	0.067	0.075	24.7	0.132	0.075	
ANT 3	Head	QPSK	Mode A	0	Right Cheek	21100	2535	1	49	25.7	24.3	0.187	0.258	0.111	0.153	25.7	0.258	0.153	
ANT 3	Head	QPSK	Mode A	0	Right Cheek	21100	2535	50	24	24.7	24.2	0.174	0.195	0.105	0.118	24.7	0.195	0.118	
ANT 3	Head	QPSK	Mode A	0	Right Tilt	21100	2535	1	49	25.7	24.2	0.181	0.256	0.100	0.141	25.7	0.256	0.141	
ANT 3	Head	QPSK	Mode A	0	Right Tilt	21100	2535	50	24	24.7	24.2	0.131	0.147	0.073	0.082	24.7	0.147	0.082	
ANT 3	Body & Hotspot	QPSK	Mode B	5	Back	20850	2510	1	49	23.2	21.4	0.661	1.000	0.280	0.424	22.4	0.832	0.352	
ANT 3	Body & Hotspot	QPSK	Mode B	5	Back	20850	2510	50	0	23.2	21.2	0.655	1.038	0.285	0.452	22.4	0.863	0.376	
ANT 3	Body & Hotspot	QPSK	Mode B	5	Back	21100	2535	1	49	23.2	21.3	0.684	1.059	0.300	0.465	22.4	0.881	0.386	
ANT 3	Body & Hotspot	QPSK	Mode B	5	Back	21100	2535	50	0	23.2	21.4	0.682	1.032	0.299	0.453	22.4	0.859	0.376	
ANT 3	Body & Hotspot	QPSK	Mode B	5	Back	21100	2535	100	0	23.2	21.4	0.635	0.961	0.278	0.421	22.4	0.799	0.350	
ANT 3	Body & Hotspot	QPSK	Mode B	5	Back	21350	2560	1	49	23.2	21.4	0.733	1.109	0.311	0.471	22.4	0.923	0.392	
ANT 3	Body & Hotspot	QPSK	Mode B	5	Back	21350	2560	50	50	23.2	21.4	0.734	1.111	0.318	0.481	22.4	0.924	0.400	
ANT 3	Body & Hotspot	QPSK	Mode B	5	Front	20850	2510	1	49	23.2	21.4	0.458	0.693	0.243	0.368	22.4	0.577	0.306	
ANT 3	Body & Hotspot	QPSK	Mode B	5	Front	20850	2510	50	0	23.2	21.2	0.486	0.770	0.255	0.404	22.4	0.641	0.336	
ANT 3	Body & Hotspot	QPSK	Mode B	5	Front	21100	2535	1	49	23.2	21.3	0.537	0.832	0.279	0.432	22.4	0.692	0.359	
ANT 3	Body & Hotspot	QPSK	Mode B	5	Front	21100	2535	50	0	23.2	21.4	0.598	0.905	0.301	0.456	22.4	0.753	0.379	
ANT 3	Body & Hotspot	QPSK	Mode B	5	Front	21100	2535	100	0	23.2	21.4	0.563	0.852	0.288	0.436	22.4	0.709	0.363	
ANT 3	Body & Hotspot	QPSK	Mode B	5	Front	21350	2560	1	49	23.2	21.4	0.566	0.857	0.293	0.443	22.4	0.713	0.369	
ANT 3	Body & Hotspot	QPSK	Mode B	5	Front	21350	2560	50	50	23.2	21.4	0.556	0.842	0.289	0.437	22.4	0.700	0.364	
ANT 3	Body & Hotspot	QPSK	Mode B	5	Back (Offset)	20850	2510	1	49	23.2	21.4	0.610	0.923	0.283	0.428	22.4	0.768	0.356	
ANT 3	Body & Hotspot	QPSK	Mode B	5	Back (Offset)	20850	2510	50	0	23.2	21.2	0.610	0.967	0.284	0.450	22.4	0.804	0.374	
ANT 3	Body & Hotspot	QPSK	Mode B	5	Back (Offset)	21100	2535	1	49	23.2	21.3	0.683	1.058	0.315	0.488	22.4	0.880	0.406	
ANT 3	Body & Hotspot	QPSK	Mode B	5	Back (Offset)	21100	2535	50	0	23.2	21.4	0.682	1.032	0.314	0.475	22.4	0.859	0.395	
ANT 3	Body & Hotspot	QPSK	Mode B	5	Back (Offset)	21100	2535	100	0	23.2	21.4	0.606	0.917	0.283	0.428	22.4	0.763	0.356	
ANT 3	Body & Hotspot	QPSK	Mode B	5	Back (Offset)	21350	2560	1	49	23.2	21.4	0.715	1.082	0.328	0.496	22.4	0.900	0.413	
ANT 3	Body & Hotspot	QPSK	Mode B	5	Back (Offset)	21350	2560	50	50	23.2	21.4	0.716	1.084	0.329	0.498	22.4	0.901	0.414	
ANT 3	Hotspot	QPSK	Mode B	5	Edge Right	21100	2535	1	49	23.2	21.3	0.026	0.040	0.013	0.020	22.4	0.033	0.017	
ANT 3	Hotspot	QPSK	Mode B	5	Edge Right	21100	2535	50	0	23.2	21.4	0.026	0.039	0.014	0.021	22.4	0.033	0.018	
ANT 3	Hotspot	QPSK	Mode B	5	Edge Bottom	21100	2535	1	49	23.2	21.3	0.235	0.364	0.105	0.163	22.4	0.303	0.135	
ANT 3	Hotspot	QPSK	Mode B	5	Edge Bottom	21100	2535	50	0	23.2	21.4	0.237	0.359	0.106	0.160	22.4	0.298	0.133	
ANT 3	Hotspot	QPSK	Mode B	5	Edge Left	20850	2510	1	49	23.2	21.4	0.765	1.158	0.348	0.527	22.4	0.963	0.438	
ANT 3	Hotspot	QPSK	Mode B	5	Edge Left	20850	2510	50	0	23.2	21.2	0.736	1.166	0.341	0.540	22.4	0.970	0.450	
ANT 3	Hotspot	QPSK	Mode B	5	Edge Left	21100	2535	1	49	23.2	21.3	0.737	1.141	0.339	0.525	22.4	0.949	0.437	
ANT 3	Hotspot	QPSK	Mode B	5	Edge Left	21100	2535	50	0	23.2	21.4	0.729	1.103	0.336	0.509	22.4	0.918	0.423	
ANT 3	Hotspot	QPSK	Mode B	5	Edge Left	21100	2535	100	0	23.2	21.4	0.744	1.126	0.342	0.518	22.4	0.937	0.431	
ANT 3	Hotspot	QPSK	Mode B	5	Edge Left	21350	2560	1	49	23.2	21.4	0.770	1.165	0.349	0.528	22.4	0.969	0.439	
ANT 3	Hotspot	QPSK	Mode B	5	Edge Left	21350	2560	50	50	23.2	21.4	0.771	**1.167**	0.351	0.531	22.4	0.971	0.442	21
Antenna(s)	RF Exposure Condition(s)	Mode(s)	Power Mode(s)	Dist. (mm)	Test Position(s)	Channel	Freq. (MHz)	RB Allocation	RB Offset	Max Output Pwr (dBm)	Meas. (dBm)	1-g Meas. (W/kg)	1-g Scaled (W/kg)	10-g Meas. (W/kg)	10-g Scaled (W/kg)	Max Output Pwr (dBm)	1-g Scaled (W/kg)	10-g Scaled (W/kg)	Plot No.
ANT 4	Head	QPSK	Mode A	0	Left Cheek	20850	2510	1	99	18.4	16.6	0.655	0.991	0.265	0.401	17.6	0.825	0.334	
ANT 4	Head	QPSK	Mode A	0	Left Cheek	20850	2510	50	50	18.4	16.8	0.668	0.966	0.268	0.387	17.6	0.803	0.322	
ANT 4	Head	QPSK	Mode A	0	Left Cheek	21100	2535	1	49	18.4	16.9	0.683	0.965	0.281	0.397	17.6	0.802	0.330	
ANT 4	Head	QPSK	Mode A	0	Left Cheek	21100	2535	50	50	18.4	16.9	0.722	1.020	0.290	0.410	17.6	0.848	0.341	
ANT 4	Head	QPSK	Mode A	0	Left Cheek	21100	2535	100	0	18.4	17.0	0.764	1.055	0.304	0.420	17.6	0.877	0.349	
ANT 4	Head	QPSK	Mode A	0	Left Cheek	21350	2560	1	0	18.4	16.6	0.664	1.005	0.267	0.404	17.6	0.836	0.336	
ANT 4	Head	QPSK	Mode A	0	Left Cheek	21350	2560	50	50	18.4	16.7	0.703	1.040	0.279	0.413	17.6	0.865	0.343	
ANT 4	Head	QPSK	Mode A	0	Left Tilt	21100	2535	1	49	18.4	16.9	0.130	0.184	0.065	0.092	17.6	0.153	0.076	
ANT 4	Head	QPSK	Mode A	0	Left Tilt	21100	2535	50	50	18.4	16.9	0.174	0.246	0.082	0.116	17.6	0.204	0.096	
ANT 4	Head	QPSK	Mode A	0	Right Cheek	21100	2535	1	49	18.4	16.9	0.238	0.336	0.120	0.170	17.6	0.280	0.141	
ANT 4	Head	QPSK	Mode A	0	Right Cheek	21100	2535	50	50	18.4	16.9	0.245	0.346	0.123	0.174	17.6	0.288	0.145	
ANT 4	Head	QPSK	Mode A	0	Right Tilt	21100	2535	1	49	18.4	16.9	0.100	0.141	0.051	0.072	17.6	0.117	0.060	
ANT 4	Head	QPSK	Mode A	0	Right Tilt	21100	2535	50	50	18.4	16.9	0.102	0.144	0.052	0.073	17.6	0.120	0.061	
ANT 4	Body & Hotspot	QPSK	Mode B	5	Back	20850	2510	1	0	19.6	18.2	0.455	0.628	0.193	0.266	18.8	0.522	0.222	
ANT 4	Body & Hotspot	QPSK	Mode B	5	Back	20850	2510	50	50	19.6	18.2	0.481	0.664	0.202	0.279	18.8	0.552	0.232	
ANT 4	Body & Hotspot	QPSK	Mode B	5	Back	21100	2535	1	49	19.6	18.2	0.591	0.816	0.247	0.341	18.8	0.679	0.284	
ANT 4	Body & Hotspot	QPSK	Mode B	5	Back	21100	2535	50	24	19.6	18.2	0.604	0.834	0.252	0.348	18.8	0.693	0.289	
ANT 4	Body & Hotspot	QPSK	Mode B	5	Back	21100	2535	100	0	19.6	18.4	0.513	0.676	0.215	0.283	18.8	0.562	0.236	
ANT 4	Body & Hotspot	QPSK	Mode B	5	Back	21350	2560	1	49	19.6	18.0	0.501	0.724	0.203	0.293	18.8	0.602	0.244	
ANT 4	Body & Hotspot	QPSK	Mode B	5	Back	21350	2560	50	0	19.6	18.1	0.543	0.767	0.221	0.312	18.8	0.638	0.260	
ANT 4	Body & Hotspot	QPSK	Mode B	5	Front	21100	2535	1	49	19.6	18.2	0.445	0.614	0.191	0.264	18.8	0.511	0.219	
ANT 4	Body & Hotspot	QPSK	Mode B	5	Front	21100	2535	50	24	19.6	18.2	0.461	0.636	0.198	0.273	18.8	0.529	0.227	
ANT 4	Hotspot	QPSK	Mode B	5	Edge Top	21100	2535	1	49	19.6	18.2	0.058	0.080	0.025	0.035	18.8	0.067	0.029	
ANT 4	Hotspot	QPSK	Mode B	5	Edge Top	21100	2535	50	24	19.6	18.2	0.061	0.084	0.027	0.037	18.8	0.070	0.031	
ANT 4	Hotspot	QPSK	Mode B	5	Edge Right	20850	2510	1	0	19.6	18.2	0.820	1.132	0.343	0.473	18.8	0.941	0.394	
ANT 4	Hotspot	QPSK	Mode B	5	Edge Right	20850	2510	50	50	19.6	18.2	0.816	1.126	0.347	0.479	18.8	0.937	0.398	
ANT 4	Hotspot	QPSK	Mode B	5	Edge Right	21100	2535	1	49	19.6	18.2	0.758	1.046	0.328	0.453	18.8	0.870	0.377	
ANT 4	Hotspot	QPSK	Mode B	5	Edge Right	21100	2535	50	24	19.6	18.2	0.773	1.067	0.332	0.458	18.8	0.888	0.381	
ANT 4	Hotspot	QPSK	Mode B	5	Edge Right	21100	2535	100	0	19.6	18.4	0.850	1.121	0.354	0.467	18.8	0.932	0.388	
ANT 4	Hotspot	QPSK	Mode B	5	Edge Right	21350	2560	1	49	19.6	18.0	0.767	1.109	0.320	0.463	18.8	0.922	0.385	
ANT 4	Hotspot	QPSK	Mode B	5	Edge Right	21350	2560	50	0	19.6	18.1	0.663	0.937	0.287	0.405	18.8	0.779	0.337	

UL CA 7C

																Cellular PS1						Cellular PS2			
Antenna	RF Exposure Condition	Mode	Power Mode(s)	Dist (mm)	Test Position	PCC UL				SCC UL				Max Output Pwr (dBm)	Meas. (dBm)	1-g Meas. (W/kg)	1-g Scaled (W/kg)	10-g Meas. (W/kg)	10-g Scaled (W/kg)	Max Output Pwr (dBm)	1-g Scaled (W/kg)	10-g Scaled (W/kg)	Plot No.
						Channel	Freq. (MHz)	RB Allocation	RB Offset	Channel	Freq. (MHz)	RB Allocation	RB Offset										
ANT 1	Head	QPSK	Mode A	0	Right Cheek	21001	2525.1	1	99	21199	2544.9	1	0	24.7	22.7	0.195	0.309	0.110	0.174	24.7	0.309	0.174	
ANT 1	Body-worn	QPSK	Mode B	10	Back	21152	2540.2	1	99	21350	2560	1	0	22.9	21.0	0.651	1.008	0.274	0.424	22.1	0.839	0.353	
ANT 1	Hotspot	QPSK	Mode B	10	Edge Right	21001	2525.1	1	99	21199	2544.9	1	0	22.9	21.1	0.717	1.085	0.314	0.475	22.1	0.227	0.395	
Antenna	RF Exposure Condition	Mode	Power Mode(s)	Dist (mm)	Test Position	PCC UL				SCC UL				Max Output Pwr (dBm)	Meas. (dBm)	1-g Meas. (W/kg)	1-g Scaled (W/kg)	10-g Meas. (W/kg)	10-g Scaled (W/kg)	Max Output Pwr (dBm)	1-g Scaled (W/kg)	10-g Scaled (W/kg)	Plot No.
						Channel	Freq. (MHz)	RB Allocation	RB Offset	Channel	Freq. (MHz)	RB Allocation	RB Offset										
ANT 2	Head	QPSK	Mode A	0	Right Cheek	21152	2540.2	1	99	21350	2560	1	0	19.2	17.3	0.675	1.045	0.268	0.415	18.4	0.870	0.345	
ANT 2	Body-worn	QPSK	Mode B	10	Front	21001	2525.1	1	99	21199	2544.9	1	0	22.1	20.3	0.344	0.521	0.158	0.239	21.3	0.433	0.199	
ANT 2	Hotspot	QPSK	Mode B	10	Edge Left	21001	2525.1	1	99	21199	2544.9	1	0	22.1	20.3	0.597	0.904	0.257	0.389	21.3	0.752	0.324	
Antenna	RF Exposure Condition	Mode	Power Mode(s)	Dist (mm)	Test Position	PCC UL				SCC UL				Max Output Pwr (dBm)	Meas. (dBm)	1-g Meas. (W/kg)	1-g Scaled (W/kg)	10-g Meas. (W/kg)	10-g Scaled (W/kg)	Max Output Pwr (dBm)	1-g Scaled (W/kg)	10-g Scaled (W/kg)	Plot No.
						Channel	Freq. (MHz)	RB Allocation	RB Offset	Channel	Freq. (MHz)	RB Allocation	RB Offset										
ANT 3	Head	QPSK	Mode A	0	Left Cheek	21001	2525.1	1	99	21199	2544.9	1	0	25.7	23.7	0.357	0.566	0.198	0.314	25.7	0.566	0.314	
ANT 3	Body-worn	QPSK	Mode B	10	Back	21152	2540.2	1	99	21350	2560	1	0	23.2	21.6	0.532	0.778	0.240	0.351	22.4	0.647	0.292	
ANT 3	Hotspot	QPSK	Mode B	10	Edge Left	20850	2510	1	99	21048	2529.8	1	0	23.2	21.6	0.815	1.192	0.362	0.529	22.4	0.991	0.440	
Antenna	RF Exposure Condition	Mode	Power Mode(s)	Dist (mm)	Test Position	PCC UL				SCC UL				Max Output Pwr (dBm)	Meas. (dBm)	1-g Meas. (W/kg)	1-g Scaled (W/kg)	10-g Meas. (W/kg)	10-g Scaled (W/kg)	Max Output Pwr (dBm)	1-g Scaled (W/kg)	10-g Scaled (W/kg)	Plot No.
						Channel	Freq. (MHz)	RB Allocation	RB Offset	Channel	Freq. (MHz)	RB Allocation	RB Offset										
ANT 4	Head	QPSK	Mode A	0	Left Cheek	21001.00	2525.1	1	99	21199	2544.9	1	0	18.4	16.4	0.728	1.154	0.296	0.469	17.6	0.960	0.390	
ANT 4	Body-worn	QPSK	Mode B	10	Back	21001.00	2525.1	1	99	21199	2544.9	1	0	19.6	17.6	0.481	0.762	0.206	0.326	18.8	0.634	0.272	
ANT 4	Hotspot	QPSK	Mode B	10	Edge Right	20850.00	2510	1	99	21048	2529.8	1	0	19.6	17.6	0.656	1.040	0.275	0.436	18.8	0.865	0.363	

Note(s):

PCC RB allocation setting for UL CA has been adjusted based on the worst-case power.

This report shall not be reproduced without the written approval of UL Verification Services Inc.

10.8. LTE Band 12 (10MHz Bandwidth)

										Cellular PS1						Cellular PS2			
Antenna(s)	RF Exposure Condition(s)	Mode(s)	Power Mode(s)	Dist. (mm)	Test Position(s)	Channel	Freq. (MHz)	RB Allocation	RB Offset	Max Output Pwr (dBm)	Meas. (dBm)	1-g Meas. (W/kg)	1-g Scaled (W/kg)	10-g Meas. (W/kg)	10-g Scaled (W/kg)	Max Output Pwr (dBm)	1-g Scaled (W/kg)	10-g Scaled (W/kg)	Plot No.
ANT 1	Head	QPSK	Mode A	0	Left Cheek	23095	707.5	1	0	25.7	24.2	0.110	0.155	0.084	0.119	25.7	0.155	0.119	
ANT 1	Head	QPSK	Mode A	0	Left Cheek	23095	707.5	25	0	24.7	24.0	0.097	0.114	0.077	0.090	24.7	0.114	0.090	
ANT 1	Head	QPSK	Mode A	0	Left Tilt	23095	707.5	1	0	25.7	24.2	0.068	0.096	0.054	0.076	25.7	0.096	0.076	
ANT 1	Head	QPSK	Mode A	0	Left Tilt	23095	707.5	25	0	24.7	24.0	0.062	0.073	0.050	0.059	24.7	0.073	0.059	
ANT 1	Head	QPSK	Mode A	0	Right Cheek	23095	707.5	1	0	25.7	24.2	0.112	0.158	0.088	0.124	25.7	0.158	0.124	
ANT 1	Head	QPSK	Mode A	0	Right Cheek	23095	707.5	25	0	24.7	24.0	0.095	0.112	0.075	0.088	24.7	0.112	0.088	
ANT 1	Head	QPSK	Mode A	0	Right Tilt	23095	707.5	1	0	25.7	24.2	0.069	0.097	0.054	0.076	25.7	0.097	0.076	
ANT 1	Head	QPSK	Mode A	0	Right Tilt	23095	707.5	25	0	24.7	24.0	0.059	0.069	0.048	0.056	24.7	0.069	0.056	
ANT 1	Body & Hotspot	QPSK	Mode B	5	Back	23095	707.5	1	0	25.7	24.2	0.247	0.349	0.152	0.215	25.7	0.349	0.215	
ANT 1	Body & Hotspot	QPSK	Mode B	5	Back	23095	707.5	25	0	24.7	24.0	0.237	0.278	0.146	0.172	24.7	0.278	0.172	
ANT 1	Body & Hotspot	QPSK	Mode B	5	Front	23095	707.5	1	0	25.7	24.2	0.136	0.192	0.088	0.124	25.7	0.192	0.124	
ANT 1	Body & Hotspot	QPSK	Mode B	5	Front	23095	707.5	25	0	24.7	24.0	0.133	0.156	0.086	0.101	24.7	0.156	0.101	
ANT 1	Body & Hotspot	QPSK	Mode B	5	Back (Offset)	23095	707.5	1	0	25.7	24.2	0.338	0.477	0.214	0.302	25.7	0.477	0.302	
ANT 1	Body & Hotspot	QPSK	Mode B	5	Back (Offset)	23095	707.5	25	0	24.7	24.0	0.298	0.350	0.187	0.220	24.7	0.350	0.220	
ANT 1	Hotspot	QPSK	Mode B	5	Edge Right	23095	707.5	1	0	25.7	24.2	0.299	0.422	0.199	0.281	25.7	0.422	0.281	
ANT 1	Hotspot	QPSK	Mode B	5	Edge Right	23095	707.5	25	0	24.7	24.0	0.298	0.350	0.198	0.233	24.7	0.350	0.233	
ANT 1	Hotspot	QPSK	Mode B	5	Edge Bottom	23095	707.5	1	0	25.7	24.2	0.102	0.144	0.046	0.065	25.7	0.144	0.065	
ANT 1	Hotspot	QPSK	Mode B	5	Edge Bottom	23095	707.5	25	0	24.7	24.0	0.098	0.115	0.045	0.053	24.7	0.115	0.053	
ANT 1	Hotspot	QPSK	Mode B	5	Edge Left	23095	707.5	1	0	25.7	24.2	0.340	0.480	0.231	0.326	25.7	0.480	0.326	
ANT 1	Hotspot	QPSK	Mode B	5	Edge Left	23095	707.5	25	0	24.7	24.0	0.327	0.384	0.222	0.261	24.7	0.384	0.261	
Antenna(s)	RF Exposure Condition(s)	Mode(s)	Power Mode(s)	Dist. (mm)	Test Position(s)	Channel	Freq. (MHz)	RB Allocation	RB Offset	Max Output Pwr (dBm)	Meas. (dBm)	1-g Meas. (W/kg)	1-g Scaled (W/kg)	10-g Meas. (W/kg)	10-g Scaled (W/kg)	Max Output Pwr (dBm)	1-g Scaled (W/kg)	10-g Scaled (W/kg)	Plot No.
ANT 2	Head	QPSK	Mode A	0	Left Cheek	23095	707.5	1	25	25.7	24.2	0.548	0.774	0.294	0.415	25.2	0.690	0.370	
ANT 2	Head	QPSK	Mode A	0	Left Cheek	23095	707.5	25	0	24.7	24.2	0.471	0.528	0.253	0.284	24.7	0.528	0.284	
ANT 2	Head	QPSK	Mode A	0	Left Tilt	23095	707.5	1	25	25.7	24.2	0.606	0.856	0.305	0.431	25.2	0.763	0.384	
ANT 2	Head	QPSK	Mode A	0	Left Tilt	23095	707.5	25	0	24.7	24.2	0.526	0.590	0.264	0.296	24.7	0.590	0.296	
ANT 2	Head	QPSK	Mode A	0	Right Cheek	23095	707.5	1	25	25.7	24.2	0.756	1.068	0.429	0.606	25.2	0.952	0.540	
ANT 2	Head	QPSK	Mode A	0	Right Cheek	23095	707.5	25	0	24.7	24.2	0.704	0.790	0.398	0.447	24.7	0.790	0.447	
ANT 2	Head	QPSK	Mode A	0	Right Tilt	23095	707.5	1	25	25.7	24.2	0.759	**1.072**	0.368	0.520	25.2	0.956	0.463	22
ANT 2	Head	QPSK	Mode A	0	Right Tilt	23095	707.5	25	0	24.7	24.2	0.695	0.780	0.337	0.378	24.7	0.780	0.378	
ANT 2	Body & Hotspot	QPSK	Mode B	5	Back	23095	707.5	1	25	25.7	24.2	0.437	**0.617**	0.227	0.321	25.7	0.617	0.321	23
ANT 2	Body & Hotspot	QPSK	Mode B	5	Back	23095	707.5	25	0	24.7	24.2	0.401	0.450	0.209	0.235	24.7	0.450	0.235	
ANT 2	Body & Hotspot	QPSK	Mode B	5	Front	23095	707.5	1	25	25.7	24.2	0.382	0.540	0.206	0.291	25.7	0.540	0.291	
ANT 2	Body & Hotspot	QPSK	Mode B	5	Front	23095	707.5	25	0	24.7	24.2	0.357	0.401	0.191	0.214	24.7	0.401	0.214	
ANT 2	Hotspot	QPSK	Mode B	5	Edge Top	23095	707.5	1	25	25.7	24.2	0.409	**0.578**	0.185	0.261	25.7	0.578	0.261	24
ANT 2	Hotspot	QPSK	Mode B	5	Edge Top	23095	707.5	25	0	24.7	24.2	0.377	0.423	0.170	0.191	24.7	0.423	0.191	
ANT 2	Hotspot	QPSK	Mode B	5	Edge Right	23095	707.5	1	25	25.7	24.2	0.106	0.150	0.071	0.100	25.7	0.150	0.100	
ANT 2	Hotspot	QPSK	Mode B	5	Edge Right	23095	707.5	25	0	24.7	24.2	0.097	0.109	0.065	0.073	24.7	0.109	0.073	
ANT 2	Hotspot	QPSK	Mode B	5	Edge Left	23095	707.5	1	25	25.7	24.2	0.301	0.425	0.195	0.275	25.7	0.425	0.275	
ANT 2	Hotspot	QPSK	Mode B	5	Edge Left	23095	707.5	25	0	24.7	24.2	0.275	0.309	0.177	0.199	24.7	0.309	0.199	
Antenna(s)	RF Exposure Condition(s)	Mode(s)	Power Mode(s)	Dist. (mm)	Test Position(s)	Channel	Freq. (MHz)	RB Allocation	RB Offset	Max Output Pwr (dBm)	Meas. (dBm)	1-g Meas. (W/kg)	1-g Scaled (W/kg)	10-g Meas. (W/kg)	10-g Scaled (W/kg)	Max Output Pwr (dBm)	1-g Scaled (W/kg)	10-g Scaled (W/kg)	Plot No.
ANT 3	Head	QPSK	Mode A	0	Left Cheek	23095	707.5	1	0	25.7	24.1	0.109	0.158	0.086	0.124	25.7	0.158	0.124	
ANT 3	Head	QPSK	Mode A	0	Left Cheek	23095	707.5	25	0	24.7	24.0	0.104	0.122	0.083	0.098	24.7	0.122	0.098	
ANT 3	Head	QPSK	Mode A	0	Left Tilt	23095	707.5	1	0	25.7	24.1	0.066	0.095	0.053	0.077	25.7	0.095	0.077	
ANT 3	Head	QPSK	Mode A	0	Left Tilt	23095	707.5	25	0	24.7	24.0	0.062	0.073	0.051	0.060	24.7	0.073	0.060	
ANT 3	Head	QPSK	Mode A	0	Right Cheek	23095	707.5	1	0	25.7	24.1	0.103	0.149	0.084	0.121	25.7	0.149	0.121	
ANT 3	Head	QPSK	Mode A	0	Right Cheek	23095	707.5	25	0	24.7	24.0	0.100	0.117	0.081	0.095	24.7	0.117	0.095	
ANT 3	Head	QPSK	Mode A	0	Right Tilt	23095	707.5	1	0	25.7	24.1	0.059	0.085	0.049	0.071	25.7	0.085	0.071	
ANT 3	Head	QPSK	Mode A	0	Right Tilt	23095	707.5	25	0	24.7	24.0	0.055	0.065	0.045	0.053	24.7	0.065	0.053	
ANT 3	Body & Hotspot	QPSK	Mode B	5	Back	23095	707.5	1	0	25.7	24.1	0.375	0.542	0.212	0.306	25.7	0.542	0.306	
ANT 3	Body & Hotspot	QPSK	Mode B	5	Back	23095	707.5	25	0	24.7	24.0	0.362	0.425	0.206	0.242	24.7	0.425	0.242	
ANT 3	Body & Hotspot	QPSK	Mode B	5	Front	23095	707.5	1	0	25.7	24.1	0.184	0.266	0.110	0.159	25.7	0.266	0.159	
ANT 3	Body & Hotspot	QPSK	Mode B	5	Front	23095	707.5	25	0	24.7	24.0	0.177	0.208	0.106	0.125	24.7	0.208	0.125	
ANT 3	Body & Hotspot	QPSK	Mode B	5	Back (Offset)	23095	707.5	1	0	25.7	24.1	0.371	0.536	0.219	0.317	25.7	0.536	0.317	
ANT 3	Body & Hotspot	QPSK	Mode B	5	Back (Offset)	23095	707.5	25	0	24.7	24.0	0.347	0.408	0.206	0.242	24.7	0.408	0.242	
ANT 3	Hotspot	QPSK	Mode B	5	Edge Right	23095	707.5	1	0	25.7	24.1	0.256	0.370	0.169	0.244	25.7	0.370	0.244	
ANT 3	Hotspot	QPSK	Mode B	5	Edge Right	23095	707.5	25	0	24.7	24.0	0.256	0.301	0.169	0.199	24.7	0.301	0.199	
ANT 3	Hotspot	QPSK	Mode B	5	Edge Bottom	23095	707.5	1	0	25.7	24.1	0.147	0.212	0.063	0.091	25.7	0.212	0.091	
ANT 3	Hotspot	QPSK	Mode B	5	Edge Bottom	23095	707.5	25	0	24.7	24.0	0.137	0.161	0.059	0.069	24.7	0.161	0.069	
ANT 3	Hotspot	QPSK	Mode B	5	Edge Left	23095	707.5	1	0	25.7	24.1	0.330	0.477	0.220	0.318	25.7	0.477	0.318	
ANT 3	Hotspot	QPSK	Mode B	5	Edge Left	23095	707.5	25	0	24.7	24.0	0.324	0.381	0.215	0.253	24.7	0.381	0.253	

This report shall not be reproduced without the written approval of UL Verification Services Inc.

10.9. LTE Band 13 (10MHz Bandwidth)

										Cellular PS1						Cellular PS2			
Antenna(s)	RF Exposure Condition(s)	Mode(s)	Power Mode(s)	Dist. (mm)	Test Position(s)	Channel	Freq. (MHz)	RB Allocation	RB Offset	Max Output Pwr (dBm)	Meas. (dBm)	1-g Meas. (W/kg)	1-g Scaled (W/kg)	10-g Meas. (W/kg)	10-g Scaled (W/kg)	Max Output Pwr (dBm)	1-g Scaled (W/kg)	10-g Scaled (W/kg)	Plot No.
ANT 1	Head	QPSK	Mode A	0	Left Cheek	23230	782	1	25	25.7	24.2	0.050	0.071	0.040	0.057	25.7	0.071	0.057	
ANT 1	Head	QPSK	Mode A	0	Left Cheek	23230	782	25	12	24.7	24.1	0.081	0.093	0.063	0.072	24.7	0.093	0.072	
ANT 1	Head	QPSK	Mode A	0	Left Tilt	23230	782	1	25	25.7	24.2	0.106	0.150	0.084	0.119	25.7	0.150	0.119	
ANT 1	Head	QPSK	Mode A	0	Left Tilt	23230	782	25	12	24.7	24.1	0.102	0.117	0.082	0.094	24.7	0.117	0.094	
ANT 1	Head	QPSK	Mode A	0	Right Cheek	23230	782	1	25	25.7	24.2	0.101	0.143	0.080	0.113	25.7	0.143	0.113	
ANT 1	Head	QPSK	Mode A	0	Right Cheek	23230	782	25	12	24.7	24.1	0.098	0.113	0.078	0.090	24.7	0.113	0.090	
ANT 1	Head	QPSK	Mode A	0	Right Tilt	23230	782	1	25	25.7	24.2	0.068	0.096	0.054	0.076	25.7	0.096	0.076	
ANT 1	Head	QPSK	Mode A	0	Right Tilt	23230	782	25	12	24.7	24.1	0.065	0.075	0.052	0.060	24.7	0.075	0.060	
ANT 1	Body & Hotspot	QPSK	Mode B	5	Back	23230	782	1	25	25.7	24.2	0.400	0.565	0.203	0.287	25.7	0.565	0.287	
ANT 1	Body & Hotspot	QPSK	Mode B	5	Back	23230	782	25	12	24.7	24.1	0.385	0.442	0.195	0.224	24.7	0.442	0.224	
ANT 1	Body & Hotspot	QPSK	Mode B	5	Front	23230	782	1	25	25.7	24.2	0.262	0.370	0.134	0.189	25.7	0.370	0.189	
ANT 1	Body & Hotspot	QPSK	Mode B	5	Front	23230	782	25	12	24.7	24.1	0.252	0.289	0.129	0.148	24.7	0.289	0.148	
ANT 1	Body & Hotspot	QPSK	Mode B	5	Back (Offset)	23230	782	1	25	25.7	24.2	0.403	0.569	0.205	0.290	25.7	0.569	0.290	
ANT 1	Body & Hotspot	QPSK	Mode B	5	Back (Offset)	23230	782	25	12	24.7	24.1	0.380	0.436	0.193	0.222	24.7	0.436	0.222	
ANT 1	Hotspot	QPSK	Mode B	5	Edge Right	23230	782	1	25	25.7	24.2	0.188	0.266	0.123	0.174	25.7	0.266	0.174	
ANT 1	Hotspot	QPSK	Mode B	5	Edge Right	23230	782	25	12	24.7	24.1	0.181	0.208	0.118	0.135	24.7	0.208	0.135	
ANT 1	Hotspot	QPSK	Mode B	5	Edge Bottom	23230	782	1	25	25.7	24.2	0.231	0.326	0.100	0.141	25.7	0.326	0.141	
ANT 1	Hotspot	QPSK	Mode B	5	Edge Bottom	23230	782	25	12	24.7	24.1	0.222	0.255	0.097	0.111	24.7	0.255	0.111	
ANT 1	Hotspot	QPSK	Mode B	5	Edge Left	23230	782	1	25	25.7	24.2	0.361	0.510	0.244	0.345	25.7	0.510	0.345	
ANT 1	Hotspot	QPSK	Mode B	5	Edge Left	23230	782	25	12	24.7	24.1	0.343	0.394	0.231	0.265	24.7	0.394	0.265	
Antenna(s)	RF Exposure Condition(s)	Mode(s)	Power Mode(s)	Dist. (mm)	Test Position(s)	Channel	Freq. (MHz)	RB Allocation	RB Offset	Max Output Pwr (dBm)	Meas. (dBm)	1-g Meas. (W/kg)	1-g Scaled (W/kg)	10-g Meas. (W/kg)	10-g Scaled (W/kg)	Max Output Pwr (dBm)	1-g Scaled (W/kg)	10-g Scaled (W/kg)	Plot No.
ANT 2	Head	QPSK	Mode A	0	Left Cheek	23230	782	1	0	25.1	24.3	0.726	0.873	0.379	0.456	24.3	0.726	0.379	
ANT 2	Head	QPSK	Mode A	0	Left Cheek	23230	782	25	0	24.7	24.3	0.691	0.758	0.361	0.396	24.3	0.691	0.361	
ANT 2	Head	QPSK	Mode A	0	Left Tilt	23230	782	1	0	25.1	24.3	0.679	0.816	0.340	0.409	24.3	0.679	0.340	
ANT 2	Head	QPSK	Mode A	0	Left Tilt	23230	782	25	0	24.7	24.3	0.647	0.709	0.326	0.357	24.3	0.647	0.326	
ANT 2	Head	QPSK	Mode A	0	Right Cheek	23230	782	1	0	25.1	24.3	0.847	1.018	0.474	0.570	24.3	0.847	0.474	
ANT 2	Head	QPSK	Mode A	0	Right Cheek	23230	782	25	0	24.7	24.3	0.845	0.927	0.472	0.518	24.3	0.845	0.472	
ANT 2	Head	QPSK	Mode A	0	Right Cheek	23230	782	50	0	24.7	24.2	0.852	0.956	0.492	0.552	24.3	0.872	0.503	
ANT 2	Head	QPSK	Mode A	0	Right Tilt	23230	782	1	0	25.1	24.3	0.953	**1.146**	0.441	0.530	24.3	0.953	0.441	25
ANT 2	Head	QPSK	Mode A	0	Right Tilt	23230	782	25	0	24.7	24.3	0.951	1.043	0.440	0.482	24.3	0.951	0.440	
ANT 2	Head	QPSK	Mode A	0	Right Tilt	23230	782	50	0	24.7	24.2	0.855	0.959	0.428	0.480	24.3	0.875	0.438	
ANT 2	Body & Hotspot	QPSK	Mode B	5	Back	23230	782	1	0	25.7	24.3	0.671	**0.926**	0.355	0.490	25.7	0.926	0.490	26
ANT 2	Body & Hotspot	QPSK	Mode B	5	Back	23230	782	25	0	24.7	24.3	0.640	0.702	0.339	0.372	24.7	0.702	0.372	
ANT 2	Body & Hotspot	QPSK	Mode B	5	Front	23230	782	1	0	25.7	24.3	0.479	0.661	0.256	0.353	25.7	0.661	0.353	
ANT 2	Body & Hotspot	QPSK	Mode B	5	Front	23230	782	25	0	24.7	24.3	0.453	0.497	0.242	0.265	24.7	0.497	0.265	
ANT 2	Hotspot	QPSK	Mode B	5	Edge Top	23230	782	1	0	25.7	24.3	0.618	**0.853**	0.273	0.377	25.7	0.853	0.377	27
ANT 2	Hotspot	QPSK	Mode B	5	Edge Top	23230	782	25	0	24.7	24.3	0.588	0.645	0.260	0.285	24.7	0.645	0.285	
ANT 2	Hotspot	QPSK	Mode B	5	Edge Right	23230	782	1	0	25.7	24.3	0.129	0.178	0.085	0.117	25.7	0.178	0.117	
ANT 2	Hotspot	QPSK	Mode B	5	Edge Right	23230	782	25	0	24.7	24.3	0.120	0.132	0.080	0.088	24.7	0.132	0.088	
ANT 2	Hotspot	QPSK	Mode B	5	Edge Left	23230	782	1	0	25.7	24.3	0.563	0.777	0.370	0.511	25.7	0.777	0.511	
ANT 2	Hotspot	QPSK	Mode B	5	Edge Left	23230	782	25	0	24.7	24.3	0.538	0.590	0.352	0.386	24.7	0.590	0.386	
Antenna(s)	RF Exposure Condition(s)	Mode(s)	Power Mode(s)	Dist. (mm)	Test Position(s)	Channel	Freq. (MHz)	RB Allocation	RB Offset	Max Output Pwr (dBm)	Meas. (dBm)	1-g Meas. (W/kg)	1-g Scaled (W/kg)	10-g Meas. (W/kg)	10-g Scaled (W/kg)	Max Output Pwr (dBm)	1-g Scaled (W/kg)	10-g Scaled (W/kg)	Plot No.
ANT 3	Head	QPSK	Mode A	0	Left Cheek	23230	782	1	25	25.7	24.0	0.114	0.169	0.091	0.135	25.7	0.169	0.135	
ANT 3	Head	QPSK	Mode A	0	Left Cheek	23230	782	25	12	24.7	24.0	0.110	0.129	0.088	0.103	24.7	0.129	0.103	
ANT 3	Head	QPSK	Mode A	0	Left Tilt	23230	782	1	25	25.7	24.0	0.070	0.104	0.058	0.086	25.7	0.104	0.086	
ANT 3	Head	QPSK	Mode A	0	Left Tilt	23230	782	25	12	24.7	24.0	0.067	0.079	0.056	0.066	24.7	0.079	0.066	
ANT 3	Head	QPSK	Mode A	0	Right Cheek	23230	782	1	25	25.7	24.0	0.143	0.212	0.114	0.169	25.7	0.212	0.169	
ANT 3	Head	QPSK	Mode A	0	Right Cheek	23230	782	25	12	24.7	24.0	0.137	0.161	0.109	0.128	24.7	0.161	0.128	
ANT 3	Head	QPSK	Mode A	0	Right Tilt	23230	782	1	25	25.7	24.0	0.066	0.098	0.053	0.078	25.7	0.098	0.078	
ANT 3	Head	QPSK	Mode A	0	Right Tilt	23230	782	25	12	24.7	24.0	0.063	0.074	0.051	0.060	24.7	0.074	0.060	
ANT 3	Body & Hotspot	QPSK	Mode B	5	Back	23230	782	1	25	25.7	24.0	0.357	0.528	0.185	0.274	25.7	0.528	0.274	
ANT 3	Body & Hotspot	QPSK	Mode B	5	Back	23230	782	25	12	24.7	24.0	0.335	0.394	0.174	0.204	24.7	0.394	0.204	
ANT 3	Body & Hotspot	QPSK	Mode B	5	Front	23230	782	1	25	25.7	24.0	0.262	0.388	0.140	0.207	25.7	0.388	0.207	
ANT 3	Body & Hotspot	QPSK	Mode B	5	Front	23230	782	25	12	24.7	24.0	0.235	0.276	0.126	0.148	24.7	0.276	0.148	
ANT 3	Body & Hotspot	QPSK	Mode B	5	Back (Offset)	23230	782	1	25	25.7	24.0	0.419	0.620	0.224	0.331	25.7	0.620	0.331	
ANT 3	Body & Hotspot	QPSK	Mode B	5	Back (Offset)	23230	782	25	12	24.7	24.0	0.396	0.465	0.211	0.248	24.7	0.465	0.248	
ANT 3	Hotspot	QPSK	Mode B	5	Edge Right	23230	782	1	25	25.7	24.0	0.469	0.694	0.311	0.460	25.7	0.694	0.460	
ANT 3	Hotspot	QPSK	Mode B	5	Edge Right	23230	782	25	12	24.7	24.0	0.426	0.501	0.285	0.335	24.7	0.501	0.335	
ANT 3	Hotspot	QPSK	Mode B	5	Edge Bottom	23230	782	1	25	25.7	24.0	0.262	0.388	0.119	0.176	25.7	0.388	0.176	
ANT 3	Hotspot	QPSK	Mode B	5	Edge Bottom	23230	782	25	12	24.7	24.0	0.247	0.290	0.112	0.132	24.7	0.290	0.132	
ANT 3	Hotspot	QPSK	Mode B	5	Edge Left	23230	782	1	25	25.7	24.0	0.278	0.411	0.186	0.275	25.7	0.411	0.275	
ANT 3	Hotspot	QPSK	Mode B	5	Edge Left	23230	782	25	12	24.7	24.0	0.249	0.293	0.167	0.196	24.7	0.293	0.196	

This report shall not be reproduced without the written approval of UL Verification Services Inc.

10.10. LTE Band 14 (10MHz Bandwidth)

										Cellular PS1						Cellular PS2			
Antenna(s)	RF Exposure Condition(s)	Mode(s)	Power Mode(s)	Dist. (mm)	Test Position(s)	Channel	Freq. (MHz)	RB Allocation	RB Offset	Max Output Pwr (dBm)	Meas. (dBm)	1-g Meas. (W/kg)	1-g Scaled (W/kg)	10-g Meas. (W/kg)	10-g Scaled (W/kg)	Max Output Pwr (dBm)	1-g Scaled (W/kg)	10-g Scaled (W/kg)	Plot No.
ANT 1	Head	QPSK	Mode A	0	Left Cheek	23330	793	1	25	25.7	23.9	0.123	0.186	0.096	0.145	25.7	0.186	0.145	
ANT 1	Head	QPSK	Mode A	0	Left Cheek	23330	793	25	0	24.7	23.7	0.119	0.150	0.092	0.116	24.7	0.150	0.116	
ANT 1	Head	QPSK	Mode A	0	Left Tilt	23330	793	1	25	25.7	23.9	0.074	0.112	0.060	0.091	25.7	0.112	0.091	
ANT 1	Head	QPSK	Mode A	0	Left Tilt	23330	793	25	0	24.7	23.7	0.070	0.088	0.056	0.070	24.7	0.088	0.070	
ANT 1	Head	QPSK	Mode A	0	Right Cheek	23330	793	1	25	25.7	23.9	0.081	0.123	0.066	0.100	25.7	0.123	0.100	
ANT 1	Head	QPSK	Mode A	0	Right Cheek	23330	793	25	0	24.7	23.7	0.075	0.094	0.061	0.077	24.7	0.094	0.077	
ANT 1	Head	QPSK	Mode A	0	Right Tilt	23330	793	1	25	25.7	23.9	0.065	0.098	0.052	0.079	25.7	0.098	0.079	
ANT 1	Head	QPSK	Mode A	0	Right Tilt	23330	793	25	0	24.7	23.7	0.060	0.076	0.048	0.060	24.7	0.076	0.060	
ANT 1	Body & Hotspot	QPSK	Mode B	5	Back	23330	793	1	25	25.7	23.9	0.423	0.640	0.220	0.333	25.7	0.640	0.333	
ANT 1	Body & Hotspot	QPSK	Mode B	5	Back	23330	793	25	0	24.7	23.7	0.414	0.521	0.215	0.271	24.7	0.521	0.271	
ANT 1	Body & Hotspot	QPSK	Mode B	5	Front	23330	793	1	25	25.7	23.9	0.263	0.398	0.140	0.212	25.7	0.398	0.212	
ANT 1	Body & Hotspot	QPSK	Mode B	5	Front	23330	793	25	0	24.7	23.7	0.251	0.316	0.135	0.170	24.7	0.316	0.170	
ANT 1	Body & Hotspot	QPSK	Mode B	5	Back (Offset)	23330	793	1	25	25.7	23.9	0.433	0.655	0.225	0.341	25.7	0.655	0.341	
ANT 1	Body & Hotspot	QPSK	Mode B	5	Back (Offset)	23330	793	25	0	24.7	23.7	0.411	0.517	0.213	0.268	24.7	0.517	0.268	
ANT 1	Hotspot	QPSK	Mode B	5	Edge Right	23330	793	1	25	25.7	23.9	0.103	0.156	0.068	0.103	25.7	0.156	0.103	
ANT 1	Hotspot	QPSK	Mode B	5	Edge Right	23330	793	25	0	24.7	23.7	0.107	0.135	0.072	0.091	24.7	0.135	0.091	
ANT 1	Hotspot	QPSK	Mode B	5	Edge Bottom	23330	793	1	25	25.7	23.9	0.291	0.440	0.134	0.203	25.7	0.440	0.203	
ANT 1	Hotspot	QPSK	Mode B	5	Edge Bottom	23330	793	25	0	24.7	23.7	0.273	0.344	0.126	0.159	24.7	0.344	0.159	
ANT 1	Hotspot	QPSK	Mode B	5	Edge Left	23330	793	1	25	25.7	23.9	0.349	0.528	0.235	0.356	25.7	0.528	0.356	
ANT 1	Hotspot	QPSK	Mode B	5	Edge Left	23330	793	25	0	24.7	23.7	0.332	0.418	0.223	0.281	24.7	0.418	0.281	
Antenna(s)	RF Exposure Condition(s)	Mode(s)	Power Mode(s)	Dist. (mm)	Test Position(s)	Channel	Freq. (MHz)	RB Allocation	RB Offset	Max Output Pwr (dBm)	Meas. (dBm)	1-g Meas. (W/kg)	1-g Scaled (W/kg)	10-g Meas. (W/kg)	10-g Scaled (W/kg)	Max Output Pwr (dBm)	1-g Scaled (W/kg)	10-g Scaled (W/kg)	Plot No.
ANT 2	Head	QPSK	Mode A	0	Left Cheek	23330	793	1	25	25.7	24.4	0.531	0.716	0.285	0.384	24.9	0.596	0.320	
ANT 2	Head	QPSK	Mode A	0	Left Cheek	23330	793	25	0	24.7	24.2	0.546	0.613	0.293	0.329	24.7	0.613	0.329	
ANT 2	Head	QPSK	Mode A	0	Left Tilt	23330	793	1	25	25.7	24.4	0.564	0.761	0.287	0.387	24.9	0.633	0.322	
ANT 2	Head	QPSK	Mode A	0	Left Tilt	23330	793	25	0	24.7	24.2	0.572	0.642	0.291	0.327	24.7	0.642	0.327	
ANT 2	Head	QPSK	Mode A	0	Right Cheek	23330	793	1	25	25.7	24.4	0.839	**1.132**	0.466	0.629	24.9	0.941	0.523	28
ANT 2	Head	QPSK	Mode A	0	Right Cheek	23330	793	25	0	24.7	24.2	0.819	0.919	0.453	0.508	24.7	0.919	0.508	
ANT 2	Head	QPSK	Mode A	0	Right Cheek	23330	793	50	0	24.7	24.2	0.778	0.873	0.435	0.488	24.7	0.873	0.488	
ANT 2	Head	QPSK	Mode A	0	Right Tilt	23330	793	1	25	25.7	24.4	0.754	1.017	0.358	0.483	24.9	0.846	0.402	
ANT 2	Head	QPSK	Mode A	0	Right Tilt	23330	793	25	0	24.7	24.2	0.729	0.818	0.345	0.387	24.7	0.818	0.387	
ANT 2	Head	QPSK	Mode A	0	Right Tilt	23330	793	50	0	24.7	24.2	0.698	0.783	0.338	0.379	24.7	0.783	0.379	
ANT 2	Body & Hotspot	QPSK	Mode B	5	Back	23330	793	1	25	25.7	24.4	0.562	0.758	0.296	0.399	25.7	0.758	0.399	
ANT 2	Body & Hotspot	QPSK	Mode B	5	Back	23330	793	25	0	24.7	24.2	0.564	0.633	0.296	0.332	24.7	0.633	0.332	
ANT 2	Body & Hotspot	QPSK	Mode B	5	Front	23330	793	1	25	25.7	24.4	0.634	**0.855**	0.312	0.421	25.7	0.855	0.421	29
ANT 2	Body & Hotspot	QPSK	Mode B	5	Front	23330	793	25	0	24.7	24.2	0.634	0.711	0.312	0.350	24.7	0.711	0.350	
ANT 2	Hotspot	QPSK	Mode B	5	Edge Top	23330	793	1	25	25.7	24.4	0.616	**0.831**	0.266	0.359	25.7	0.831	0.359	30
ANT 2	Hotspot	QPSK	Mode B	5	Edge Top	23330	793	25	0	24.7	24.2	0.584	0.655	0.252	0.283	24.7	0.655	0.283	
ANT 2	Hotspot	QPSK	Mode B	5	Edge Right	23330	793	1	25	25.7	24.4	0.107	0.144	0.071	0.096	25.7	0.144	0.096	
ANT 2	Hotspot	QPSK	Mode B	5	Edge Right	23330	793	25	0	24.7	24.2	0.102	0.114	0.068	0.076	24.7	0.114	0.076	
ANT 2	Hotspot	QPSK	Mode B	5	Edge Left	23330	793	1	25	25.7	24.4	0.489	0.660	0.321	0.433	25.7	0.660	0.433	
ANT 2	Hotspot	QPSK	Mode B	5	Edge Left	23330	793	25	0	24.7	24.2	0.424	0.476	0.280	0.314	24.7	0.476	0.314	
Antenna(s)	RF Exposure Condition(s)	Mode(s)	Power Mode(s)	Dist. (mm)	Test Position(s)	Channel	Freq. (MHz)	RB Allocation	RB Offset	Max Output Pwr (dBm)	Meas. (dBm)	1-g Meas. (W/kg)	1-g Scaled (W/kg)	10-g Meas. (W/kg)	10-g Scaled (W/kg)	Max Output Pwr (dBm)	1-g Scaled (W/kg)	10-g Scaled (W/kg)	Plot No.
ANT 3	Head	QPSK	Mode A	0	Left Cheek	23330	793	1	25	25.7	24.2	0.124	0.175	0.095	0.134	25.7	0.175	0.134	
ANT 3	Head	QPSK	Mode A	0	Left Cheek	23330	793	25	12	24.7	24.1	0.117	0.134	0.090	0.103	24.7	0.134	0.103	
ANT 3	Head	QPSK	Mode A	0	Left Tilt	23330	793	1	25	25.7	24.2	0.110	0.155	0.086	0.121	25.7	0.155	0.121	
ANT 3	Head	QPSK	Mode A	0	Left Tilt	23330	793	25	12	24.7	24.1	0.101	0.116	0.078	0.090	24.7	0.116	0.090	
ANT 3	Head	QPSK	Mode A	0	Right Cheek	23330	793	1	25	25.7	24.2	0.101	0.143	0.080	0.113	25.7	0.143	0.113	
ANT 3	Head	QPSK	Mode A	0	Right Cheek	23330	793	25	12	24.7	24.1	0.097	0.111	0.076	0.087	24.7	0.111	0.087	
ANT 3	Head	QPSK	Mode A	0	Right Tilt	23330	793	1	25	25.7	24.2	0.098	0.138	0.079	0.112	25.7	0.138	0.112	
ANT 3	Head	QPSK	Mode A	0	Right Tilt	23330	793	25	12	24.7	24.1	0.060	0.069	0.047	0.054	24.7	0.069	0.054	
ANT 3	Body & Hotspot	QPSK	Mode B	5	Back	23330	793	1	25	25.7	24.2	0.285	0.403	0.165	0.233	25.7	0.403	0.233	
ANT 3	Body & Hotspot	QPSK	Mode B	5	Back	23330	793	25	12	24.7	24.1	0.268	0.308	0.156	0.179	24.7	0.308	0.179	
ANT 3	Body & Hotspot	QPSK	Mode B	5	Front	23330	793	1	25	25.7	24.2	0.193	0.273	0.118	0.167	25.7	0.273	0.167	
ANT 3	Body & Hotspot	QPSK	Mode B	5	Front	23330	793	25	12	24.7	24.1	0.182	0.209	0.111	0.127	24.7	0.209	0.127	
ANT 3	Body & Hotspot	QPSK	Mode B	5	Back (Offset)	23330	793	1	25	25.7	24.2	0.288	0.407	0.179	0.253	25.7	0.407	0.253	
ANT 3	Body & Hotspot	QPSK	Mode B	5	Back (Offset)	23330	793	25	12	24.7	24.1	0.267	0.307	0.166	0.191	24.7	0.307	0.191	
ANT 3	Hotspot	QPSK	Mode B	5	Edge Right	23330	793	1	25	25.7	24.2	0.270	0.381	0.117	0.165	25.7	0.381	0.165	
ANT 3	Hotspot	QPSK	Mode B	5	Edge Right	23330	793	25	12	24.7	24.1	0.252	0.289	0.164	0.188	24.7	0.289	0.188	
ANT 3	Hotspot	QPSK	Mode B	5	Edge Bottom	23330	793	1	25	25.7	24.2	0.100	0.141	0.044	0.062	25.7	0.141	0.062	
ANT 3	Hotspot	QPSK	Mode B	5	Edge Bottom	23330	793	25	12	24.7	24.1	0.095	0.109	0.043	0.049	24.7	0.109	0.049	
ANT 3	Hotspot	QPSK	Mode B	5	Edge Left	23330	793	1	25	25.7	24.2	0.312	0.441	0.205	0.290	25.7	0.441	0.290	
ANT 3	Hotspot	QPSK	Mode B	5	Edge Left	23330	793	25	12	24.7	24.1	0.311	0.357	0.204	0.234	24.7	0.357	0.234	

This report shall not be reproduced without the written approval of UL Verification Services Inc.

10.11. LTE Band 25 (20MHz Bandwidth)

										Cellular PS1						Cellular PS2			
Antenna(s)	RF Exposure Condition(s)	Mode(s)	Power Mode(s)	Dist. (mm)	Test Position(s)	Channel	Freq. (MHz)	RB Allocation	RB Offset	Max Output Pwr (dBm)	Meas. (dBm)	1-g Meas. (W/kg)	1-g Scaled (W/kg)	10-g Meas. (W/kg)	10-g Scaled (W/kg)	Max Output Pwr (dBm)	1-g Scaled (W/kg)	10-g Scaled (W/kg)	Plot No.
ANT 1	Head	QPSK	Mode A	0	Left Cheek	26365	1882.5	1	49	25.2	23.6	0.166	0.240	0.111	0.160	25.2	0.240	0.160	
ANT 1	Head	QPSK	Mode A	0	Left Cheek	26365	1882.5	50	24	24.2	23.7	0.152	0.171	0.102	0.114	24.2	0.171	0.114	
ANT 1	Head	QPSK	Mode A	0	Left Tilt	26365	1882.5	1	49	25.2	23.6	0.100	0.145	0.061	0.088	25.2	0.145	0.088	
ANT 1	Head	QPSK	Mode A	0	Left Tilt	26365	1882.5	50	24	24.2	23.7	0.096	0.108	0.058	0.065	24.2	0.108	0.065	
ANT 1	Head	QPSK	Mode A	0	Right Cheek	26365	1882.5	1	49	25.2	23.6	0.147	0.212	0.098	0.142	25.2	0.212	0.142	
ANT 1	Head	QPSK	Mode A	0	Right Cheek	26365	1882.5	50	24	24.2	23.7	0.139	0.156	0.093	0.104	24.2	0.156	0.104	
ANT 1	Head	QPSK	Mode A	0	Right Tilt	26365	1882.5	1	49	25.2	23.6	0.079	0.114	0.054	0.078	25.2	0.114	0.078	
ANT 1	Head	QPSK	Mode A	0	Right Tilt	26365	1882.5	50	24	24.2	23.7	0.075	0.084	0.051	0.057	24.2	0.084	0.057	
ANT 1	Body & Hotspot	QPSK	Mode B	5	Back	26140	1860	1	49	21.9	20.8	0.849	1.094	0.425	0.548	21.1	0.910	0.455	
ANT 1	Body & Hotspot	QPSK	Mode B	5	Back	26140	1860	50	0	21.9	20.8	0.816	1.051	0.408	0.526	21.1	0.874	0.437	
ANT 1	Body & Hotspot	QPSK	Mode B	5	Back	26140	1860	100	0	21.9	20.9	0.851	1.071	0.426	0.536	21.1	0.891	0.446	
ANT 1	Body & Hotspot	QPSK	Mode B	5	Back	26365	1882.5	1	0	21.9	20.7	0.848	1.118	0.423	0.558	21.1	0.930	0.464	
ANT 1	Body & Hotspot	QPSK	Mode B	5	Back	26365	1882.5	50	50	21.9	20.8	0.831	1.071	0.417	0.537	21.1	0.890	0.447	
ANT 1	Body & Hotspot	QPSK	Mode B	5	Back	26590	1905	1	0	21.9	20.7	0.886	**1.168**	0.441	0.581	21.1	0.971	0.484	31
ANT 1	Body & Hotspot	QPSK	Mode B	5	Back	26590	1905	50	50	21.9	20.8	0.883	1.138	0.435	0.560	21.1	0.946	0.466	
ANT 1	Body & Hotspot	QPSK	Mode B	5	Front	26365	1882.5	1	0	21.9	20.7	0.493	0.650	0.276	0.364	21.1	0.541	0.303	
ANT 1	Body & Hotspot	QPSK	Mode B	5	Front	26365	1882.5	50	50	21.9	20.8	0.514	0.662	0.286	0.368	21.1	0.551	0.306	
ANT 1	Body & Hotspot	QPSK	Mode B	5	Back (Offset)	26140	1860	1	49	21.9	20.8	0.730	0.940	0.369	0.475	21.1	0.782	0.395	
ANT 1	Body & Hotspot	QPSK	Mode B	5	Back (Offset)	26140	1860	50	0	21.9	20.8	0.731	0.942	0.369	0.475	21.1	0.783	0.395	
ANT 1	Body & Hotspot	QPSK	Mode B	5	Back (Offset)	26140	1860	100	0	21.9	20.9	0.767	0.966	0.387	0.487	21.1	0.803	0.405	
ANT 1	Body & Hotspot	QPSK	Mode B	5	Back (Offset)	26365	1882.5	1	0	21.9	20.7	0.787	1.037	0.397	0.523	21.1	0.863	0.435	
ANT 1	Body & Hotspot	QPSK	Mode B	5	Back (Offset)	26365	1882.5	50	50	21.9	20.8	0.840	1.082	0.423	0.545	21.1	0.900	0.453	
ANT 1	Body & Hotspot	QPSK	Mode B	5	Back (Offset)	26590	1905	1	0	21.9	20.7	0.787	1.037	0.393	0.518	21.1	0.863	0.431	
ANT 1	Body & Hotspot	QPSK	Mode B	5	Back (Offset)	26590	1905	50	50	21.9	20.8	0.746	0.961	0.371	0.478	21.1	0.799	0.398	
ANT 1	Hotspot	QPSK	Mode B	5	Edge Right	26365	1882.5	1	0	21.9	20.7	0.441	0.581	0.232	0.306	21.1	0.484	0.254	
ANT 1	Hotspot	QPSK	Mode B	5	Edge Right	26365	1882.5	50	50	21.9	20.8	0.481	0.620	0.252	0.325	21.1	0.515	0.270	
ANT 1	Hotspot	QPSK	Mode B	5	Edge Bottom	26365	1882.5	1	0	21.9	20.7	0.413	0.544	0.193	0.254	21.1	0.453	0.212	
ANT 1	Hotspot	QPSK	Mode B	5	Edge Bottom	26365	1882.5	50	50	21.9	20.8	0.442	0.569	0.212	0.273	21.1	0.474	0.227	
ANT 1	Hotspot	QPSK	Mode B	5	Edge Left	26365	1882.5	1	0	21.9	20.7	0.019	0.025	0.010	0.013	21.1	0.021	0.011	
ANT 1	Hotspot	QPSK	Mode B	5	Edge Left	26365	1882.5	50	50	21.9	20.8	0.019	0.024	0.011	0.014	21.1	0.020	0.012	
Antenna(s)	RF Exposure Condition(s)	Mode(s)	Power Mode(s)	Dist. (mm)	Test Position(s)	Channel	Freq. (MHz)	RB Allocation	RB Offset	Max Output Pwr (dBm)	Meas. (dBm)	1-g Meas. (W/kg)	1-g Scaled (W/kg)	10-g Meas. (W/kg)	10-g Scaled (W/kg)	Max Output Pwr (dBm)	1-g Scaled (W/kg)	10-g Scaled (W/kg)	Plot No.
ANT 2	Head	QPSK	Mode A	0	Left Cheek	26365	1882.5	1	49	20.3	18.7	0.262	0.379	0.370	0.535	19.5	0.315	0.445	
ANT 2	Head	QPSK	Mode A	0	Left Cheek	26365	1882.5	50	0	20.3	18.7	0.259	0.374	0.366	0.529	19.5	0.311	0.440	
ANT 2	Head	QPSK	Mode A	0	Left Tilt	26365	1882.5	1	49	20.3	18.7	0.298	0.431	0.421	0.608	19.5	0.358	0.506	
ANT 2	Head	QPSK	Mode A	0	Left Tilt	26365	1882.5	50	0	20.3	18.7	0.297	0.429	0.420	0.606	19.5	0.357	0.504	
ANT 2	Head	QPSK	Mode A	0	Right Cheek	26140	1860	1	49	20.3	18.4	0.684	1.059	0.355	0.550	19.5	0.881	0.457	
ANT 2	Head	QPSK	Mode A	0	Right Cheek	26140	1860	50	24	20.3	18.6	0.689	1.019	0.362	0.535	19.5	0.848	0.445	
ANT 2	Head	QPSK	Mode A	0	Right Cheek	26365	1882.5	1	49	20.3	18.7	0.682	0.986	0.344	0.497	19.5	0.820	0.414	
ANT 2	Head	QPSK	Mode A	0	Right Cheek	26365	1882.5	50	0	20.3	18.7	0.683	0.987	0.345	0.499	19.5	0.821	0.415	
ANT 2	Head	QPSK	Mode A	0	Right Cheek	26365	1882.5	100	0	20.3	18.8	0.709	1.001	0.357	0.504	19.5	0.833	0.419	
ANT 2	Head	QPSK	Mode A	0	Right Cheek	26590	1905	1	49	20.3	18.6	0.798	**1.180**	0.409	0.605	19.5	0.982	0.503	32
ANT 2	Head	QPSK	Mode A	0	Right Cheek	26590	1905	50	0	20.1	18.6	0.802	1.133	0.411	0.581	19.5	0.987	0.506	
ANT 2	Head	QPSK	Mode A	0	Right Tilt	26365	1882.5	1	49	20.3	18.7	0.420	0.607	0.593	0.858	19.5	0.505	0.713	
ANT 2	Head	QPSK	Mode A	0	Right Tilt	26365	1882.5	50	0	20.3	18.7	0.421	0.609	0.595	0.860	19.5	0.506	0.715	
ANT 2	Body & Hotspot	QPSK	Mode B	5	Back	26140	1860	1	49	23.8	22.1	0.704	1.041	0.371	0.549	23.0	0.866	0.456	
ANT 2	Body & Hotspot	QPSK	Mode B	5	Back	26140	1860	50	24	23.8	22.2	0.717	1.036	0.378	0.546	23.0	0.862	0.454	
ANT 2	Body & Hotspot	QPSK	Mode B	5	Back	26365	1882.5	1	49	23.8	22.3	0.603	0.852	0.315	0.445	23.0	0.708	0.370	
ANT 2	Body & Hotspot	QPSK	Mode B	5	Back	26365	1882.5	50	24	23.8	22.3	0.613	0.866	0.330	0.466	23.0	0.720	0.388	
ANT 2	Body & Hotspot	QPSK	Mode B	5	Back	26365	1882.5	100	0	23.8	22.3	0.750	1.059	0.389	0.549	23.0	0.881	0.457	
ANT 2	Body & Hotspot	QPSK	Mode B	5	Back	26590	1905	1	49	23.8	22.3	0.751	1.061	0.390	0.551	23.0	0.882	0.458	
ANT 2	Body & Hotspot	QPSK	Mode B	5	Back	26590	1905	50	0	23.8	22.3	0.739	1.044	0.383	0.541	23.0	0.868	0.450	
ANT 2	Body & Hotspot	QPSK	Mode B	5	Front	26365	1882.5	1	49	23.8	22.3	0.529	0.747	0.272	0.384	23.0	0.622	0.320	
ANT 2	Body & Hotspot	QPSK	Mode B	5	Front	26365	1882.5	50	24	23.8	22.3	0.535	0.756	0.275	0.388	23.0	0.629	0.323	
ANT 2	Hotspot	QPSK	Mode B	5	Edge Top	26365	1882.5	1	49	23.8	22.3	0.484	0.684	0.252	0.356	23.0	0.569	0.296	
ANT 2	Hotspot	QPSK	Mode B	5	Edge Top	26365	1882.5	50	24	23.8	22.3	0.474	0.670	0.248	0.350	23.0	0.557	0.291	
ANT 2	Hotspot	QPSK	Mode B	5	Edge Right	26365	1882.5	1	49	23.8	22.3	0.046	0.065	0.026	0.037	23.0	0.054	0.031	
ANT 2	Hotspot	QPSK	Mode B	5	Edge Right	26365	1882.5	50	24	23.8	22.3	0.043	0.061	0.024	0.034	23.0	0.051	0.028	
ANT 2	Hotspot	QPSK	Mode B	5	Edge Left	26140	1860	1	49	23.8	22.1	0.789	1.167	0.396	0.586	23.0	0.971	0.487	
ANT 2	Hotspot	QPSK	Mode B	5	Edge Left	26140	1860	50	24	23.8	22.2	0.790	1.142	0.393	0.568	23.0	0.950	0.472	
ANT 2	Hotspot	QPSK	Mode B	5	Edge Left	26365	1882.5	1	49	23.8	22.3	0.809	1.143	0.399	0.564	23.0	0.950	0.469	
ANT 2	Hotspot	QPSK	Mode B	5	Edge Left	26365	1882.5	50	24	23.8	22.3	0.769	1.086	0.380	0.537	23.0	0.903	0.446	
ANT 2	Hotspot	QPSK	Mode B	5	Edge Left	26365	1882.5	100	0	23.8	22.3	0.824	1.164	0.398	0.562	23.0	0.968	0.468	
ANT 2	Hotspot	QPSK	Mode B	5	Edge Left	26590	1905	1	49	23.8	22.3	0.775	1.095	0.378	0.534	23.0	0.911	0.444	
ANT 2	Hotspot	QPSK	Mode B	5	Edge Left	26590	1905	50	0	23.8	22.3	0.779	1.100	0.381	0.538	23.0	0.915	0.448	
Antenna(s)	RF Exposure Condition(s)	Mode(s)	Power Mode(s)	Dist. (mm)	Test Position(s)	Channel	Freq. (MHz)	RB Allocation	RB Offset	Max Output Pwr (dBm)	Meas. (dBm)	1-g Meas. (W/kg)	1-g Scaled (W/kg)	10-g Meas. (W/kg)	10-g Scaled (W/kg)	Max Output Pwr (dBm)	1-g Scaled (W/kg)	10-g Scaled (W/kg)	Plot No.
ANT 3	Head	QPSK	Mode A	0	Left Cheek	26365	1882.5	1	49	25.7	24.2	0.371	0.524	0.236	0.333	25.7	0.524	0.333	
ANT 3	Head	QPSK	Mode A	0	Left Cheek	26365	1882.5	50	24	24.7	24.2	0.340	0.381	0.216	0.242	24.7	0.381	0.242	
ANT 3	Head	QPSK	Mode A	0	Left Tilt	26365	1882.5	1	49	25.7	24.2	0.109	0.154	0.073	0.103	25.7	0.154	0.103	
ANT 3	Head	QPSK	Mode A	0	Left Tilt	26365	1882.5	50	24	24.7	24.2	0.105	0.118	0.071	0.080	24.7	0.118	0.080	
ANT 3	Head	QPSK	Mode A	0	Right Cheek	26365	1882.5	1	49	25.7	24.2	0.187	0.264	0.126	0.178	25.7	0.264	0.178	
ANT 3	Head	QPSK	Mode A	0	Right Cheek	26365	1882.5	50	24	24.7	24.2	0.178	0.200	0.120	0.135	24.7	0.200	0.135	
ANT 3	Head	QPSK	Mode A	0	Right Tilt	26365	1882.5	1	49	25.7	24.2	0.109	0.154	0.070	0.099	25.7	0.154	0.099	
ANT 3	Head	QPSK	Mode A	0	Right Tilt	26365	1882.5	50	24	24.7	24.2	0.105	0.118	0.067	0.075	24.7	0.118	0.075	
ANT 3	Body & Hotspot	QPSK	Mode B	5	Back	26140	1860	1	49	23.7	22.6	0.799	1.029	0.470	0.605	22.9	0.856	0.504	
ANT 3	Body & Hotspot	QPSK	Mode B	5	Back	26140	1860	50	0	23.7	22.6	0.770	0.992	0.437	0.563	22.9	0.825	0.468	
ANT 3	Body & Hotspot	QPSK	Mode B	5	Back	26140	1860	100	0	23.7	22.7	0.790	0.995	0.433	0.545	22.9	0.827	0.453	
ANT 3	Body & Hotspot	QPSK	Mode B	5	Back	26365	1882.5	1	49	23.7	22.5	0.734	0.968	0.386	0.509	22.9	0.805	0.423	
ANT 3	Body & Hotspot	QPSK	Mode B	5	Back	26365	1882.5	50	50	23.7	22.6	0.740	0.953	0.388	0.500	22.9	0.793	0.416	
ANT 3	Body & Hotspot	QPSK	Mode B	5	Back	26590	1905	1	0	23.7	22.5	0.843	1.111	0.437	0.576	22.9	0.924	0.479	
ANT 3	Body & Hotspot	QPSK	Mode B	5	Back	26590	1905	50	0	23.7	22.5	0.826	1.089	0.425	0.560	22.9	0.906	0.466	
ANT 3	Body & Hotspot	QPSK	Mode B	5	Front	26365	1882.5	1	49	23.7	22.5	0.428	0.564	0.237	0.312	22.9	0.469	0.260	
ANT 3	Body & Hotspot	QPSK	Mode B	5	Front	26365	1882.5	50	50	23.7	22.6	0.435	0.560	0.243	0.313	22.9	0.466	0.260	
ANT 3	Body & Hotspot	QPSK	Mode B	5	Back (Offset)	26140	1860	1	49	23.7	22.6	0.903	1.163	0.513	0.661	22.9	0.968	0.550	
ANT 3	Body & Hotspot	QPSK	Mode B	5	Back (Offset)	26140	1860	50	0	23.7	22.6	0.872	1.123	0.498	0.642	22.9	0.934	0.534	
ANT 3	Body & Hotspot	QPSK	Mode B	5	Back (Offset)	26140	1860	100	0	23.7	22.7	0.893	1.124	0.509	0.641	22.9	0.935	0.533	
ANT 3	Body & Hotspot	QPSK	Mode B	5	Back (Offset)	26365	1882.5	1	49	23.7	22.5	0.830	1.094	0.438	0.577	22.9	0.910	0.480	
ANT 3	Body & Hotspot	QPSK	Mode B	5	Back (Offset)	26365	1882.5	50	50	23.7	22.6	0.885	1.140	0.468	0.603	22.9	0.948	0.501	
ANT 3	Body & Hotspot	QPSK	Mode B	5	Back (Offset)	26590	1905	1	0	23.7	22.5	0.858	1.131	0.455	0.600	22.9	0.941	0.499	
ANT 3	Body & Hotspot	QPSK	Mode B	5	Back (Offset)	26590	1905	50	0	23.7	22.5	0.871	1.148	0.461	0.608	22.9	0.955	0.505	
ANT 3	Hotspot	QPSK	Mode B	5	Edge Right	26365	1882.5	1	49	23.7	22.5	0.041	0.054	0.019	0.025	22.9	0.045	0.021	
ANT 3	Hotspot	QPSK	Mode B	5	Edge Right	26365	1882.5	50	50	23.7	22.6	0.023	0.030	0.011	0.014	22.9	0.025	0.012	
ANT 3	Hotspot	QPSK	Mode B	5	Edge Bottom	26365	1882.5	1	49	23.7	22.5	0.534	0.704	0.234	0.308	22.9	0.586	0.257	
ANT 3	Hotspot	QPSK	Mode B	5	Edge Bottom	26365	1882.5	50	50	23.7	22.6	0.552	0.711	0.244	0.314	22.9	0.591	0.261	
ANT 3	Hotspot	QPSK	Mode B	5	Edge Left	26140	1860	1	49	23.7	22.6	0.897	1.156	0.463	0.596	22.9	0.961	0.496	
ANT 3	Hotspot	QPSK	Mode B	5	Edge Left	26140	1860	50	0	23.7	22.6	0.910	1.172	0.471	0.607	22.9	0.975	0.505	
ANT 3	Hotspot	QPSK	Mode B	5	Edge Left	26140	1860	100	0	23.7	22.7	0.897	1.129	0.471	0.593	22.9	0.939	0.493	
ANT 3	Hotspot	QPSK	Mode B	5	Edge Left	26365	1882.5	1	49	23.7	22.5	0.890	1.173	0.453	0.597	22.9	0.976	0.497	
ANT 3	Hotspot	QPSK	Mode B	5	Edge Left	26365	1882.5	50	50	23.7	22.6	0.885	1.140	0.451	0.581	22.9	0.948	0.483	
ANT 3	Hotspot	QPSK	Mode B	5	Edge Left	26590	1905	1	0	23.7	22.5	0.892	1.176	0.459	0.605	22.9	0.978	0.503	
ANT 3	Hotspot	QPSK	Mode B	5	Edge Left	26590	1905	50	0	23.7	22.5	0.895	**1.180**	0.461	0.608	22.9	0.981	0.505	33

This report shall not be reproduced without the written approval of UL Verification Services Inc.

										Cellular PS1						Cellular PS2			
Antenna(s)	RF Exposure Condition(s)	Mode(s)	Power Mode(s)	Dist. (mm)	Test Position(s)	Channel	Freq. (MHz)	RB Allocation	RB Offset	Max Output Pwr (dBm)	Meas. (dBm)	1-g Meas. (W/kg)	1-g Scaled (W/kg)	10-g Meas. (W/kg)	10-g Scaled (W/kg)	Max Output Pwr (dBm)	1-g Scaled (W/kg)	10-g Scaled (W/kg)	Plot No.
ANT 4	Head	QPSK	Mode A	0	Left Cheek	26140	1860	1	0	20.5	19.8	0.987	1.160	0.539	0.633	19.7	0.965	0.527	
ANT 4	Head	QPSK	Mode A	0	Left Cheek	26140	1860	50	50	20.5	19.8	0.969	1.138	0.523	0.614	19.7	0.947	0.511	
ANT 4	Head	QPSK	Mode A	0	Left Cheek	26365	1882.5	1	49	20.5	19.7	0.959	1.153	0.535	0.643	19.7	0.959	0.535	
ANT 4	Head	QPSK	Mode A	0	Left Cheek	26365	1882.5	50	0	20.5	19.8	0.982	1.154	0.548	0.644	19.7	0.960	0.536	
ANT 4	Head	QPSK	Mode A	0	Left Cheek	26590	1905	1	49	20.5	19.7	0.962	1.157	0.522	0.628	19.7	0.962	0.522	
ANT 4	Head	QPSK	Mode A	0	Left Cheek	26590	1905	50	50	20.5	19.7	0.968	1.164	0.526	0.632	19.7	0.968	0.526	
ANT 4	Head	QPSK	Mode A	0	Left Cheek	26590	1905	100	0	20.5	19.8	0.950	1.116	0.514	0.604	19.7	0.928	0.502	
ANT 4	Head	QPSK	Mode A	0	Left Tilt	26365	1882.5	1	49	20.5	19.7	0.567	0.682	0.286	0.344	19.7	0.567	0.286	
ANT 4	Head	QPSK	Mode A	0	Left Tilt	26365	1882.5	50	0	20.5	19.8	0.579	0.680	0.290	0.341	19.7	0.566	0.283	
ANT 4	Head	QPSK	Mode A	0	Right Cheek	26365	1882.5	1	49	20.5	19.7	0.314	0.378	0.210	0.252	19.7	0.314	0.210	
ANT 4	Head	QPSK	Mode A	0	Right Cheek	26365	1882.5	50	0	20.5	19.8	0.317	0.372	0.210	0.247	19.7	0.310	0.205	
ANT 4	Head	QPSK	Mode A	0	Right Tilt	26365	1882.5	1	49	20.5	19.7	0.212	0.255	0.128	0.154	19.7	0.212	0.128	
ANT 4	Head	QPSK	Mode A	0	Right Tilt	26365	1882.5	50	0	20.5	19.8	0.209	0.246	0.129	0.152	19.7	0.204	0.126	
ANT 4	Body & Hotspot	QPSK	Mode B	5	Back	26140	1860	1	49	22.3	20.5	0.655	0.991	0.346	0.524	21.5	0.825	0.436	
ANT 4	Body & Hotspot	QPSK	Mode B	5	Back	26140	1860	50	24	22.3	20.5	0.661	1.000	0.349	0.528	21.5	0.832	0.439	
ANT 4	Body & Hotspot	QPSK	Mode B	5	Back	26140	1860	100	0	22.3	20.6	0.679	1.004	0.358	0.530	21.5	0.835	0.440	
ANT 4	Body & Hotspot	QPSK	Mode B	5	Back	26365	1882.5	1	49	22.3	20.6	0.623	0.921	0.326	0.482	21.5	0.766	0.401	
ANT 4	Body & Hotspot	QPSK	Mode B	5	Back	26365	1882.5	50	50	22.3	20.6	0.604	0.893	0.317	0.469	21.5	0.743	0.390	
ANT 4	Body & Hotspot	QPSK	Mode B	5	Back	26590	1905	1	49	22.3	20.5	0.574	0.869	0.300	0.454	21.5	0.723	0.378	
ANT 4	Body & Hotspot	QPSK	Mode B	5	Back	26590	1905	50	50	22.3	20.6	0.572	0.846	0.299	0.442	21.5	0.704	0.368	
ANT 4	Body & Hotspot	QPSK	Mode B	5	Front	26365	1882.5	1	49	22.3	20.6	0.411	0.608	0.234	0.346	21.5	0.506	0.288	
ANT 4	Body & Hotspot	QPSK	Mode B	5	Front	26365	1882.5	50	50	22.3	20.6	0.406	0.601	0.230	0.340	21.5	0.499	0.283	
ANT 4	Hotspot	QPSK	Mode B	5	Edge Top	26365	1882.5	1	49	22.3	20.6	0.330	0.488	0.158	0.234	21.5	0.406	0.194	
ANT 4	Hotspot	QPSK	Mode B	5	Edge Top	26365	1882.5	50	50	22.3	20.6	0.318	0.470	0.153	0.226	21.5	0.391	0.188	
ANT 4	Hotspot	QPSK	Mode B	5	Edge Right	26365	1882.5	1	49	22.3	20.6	0.438	0.648	0.220	0.325	21.5	0.539	0.271	
ANT 4	Hotspot	QPSK	Mode B	5	Edge Right	26365	1882.5	50	50	22.3	20.6	0.419	0.620	0.211	0.312	21.5	0.515	0.260	
ANT 4	Hotspot	QPSK	Mode B	5	Edge Left	26365	1882.5	1	49	22.3	20.6	0.059	0.087	0.032	0.047	21.5	0.073	0.039	
ANT 4	Hotspot	QPSK	Mode B	5	Edge Left	26365	1882.5	50	50	22.3	20.6	0.056	0.083	0.031	0.046	21.5	0.069	0.038	

This report shall not be reproduced without the written approval of UL Verification Services Inc.

10.12. LTE Band 26 (10MHz Bandwidth)

										Cellular PS1						Cellular PS2			
Antenna(s)	RF Exposure Condition(s)	Mode(s)	Power Mode(s)	Dist. (mm)	Test Position(s)	Channel	Freq. (MHz)	RB Allocation	RB Offset	Max Output Pwr (dBm)	Meas. (dBm)	1-g Meas. (W/kg)	1-g Scaled (W/kg)	10-g Meas. (W/kg)	10-g Scaled (W/kg)	Max Output Pwr (dBm)	1-g Scaled (W/kg)	10-g Scaled (W/kg)	Plot No.
ANT 1	Head	QPSK	Mode A	0	Left Cheek	26865	831.5	1	25	25.7	24.0	0.142	0.210	0.112	0.166	25.7	0.210	0.166	
ANT 1	Head	QPSK	Mode A	0	Left Cheek	26865	831.5	25	12	24.7	23.9	0.133	0.160	0.105	0.126	24.7	0.160	0.126	
ANT 1	Head	QPSK	Mode A	0	Left Tilt	26865	831.5	1	25	25.7	24.0	0.083	0.123	0.065	0.096	25.7	0.123	0.096	
ANT 1	Head	QPSK	Mode A	0	Left Tilt	26865	831.5	25	12	24.7	23.9	0.076	0.091	0.058	0.070	24.7	0.091	0.070	
ANT 1	Head	QPSK	Mode A	0	Right Cheek	26865	831.5	1	25	25.7	24.0	0.127	0.188	0.100	0.148	25.7	0.188	0.148	
ANT 1	Head	QPSK	Mode A	0	Right Cheek	26865	831.5	25	12	24.7	23.9	0.120	0.144	0.094	0.113	24.7	0.144	0.113	
ANT 1	Head	QPSK	Mode A	0	Right Tilt	26865	831.5	1	25	25.7	24.0	0.079	0.117	0.062	0.092	25.7	0.117	0.092	
ANT 1	Head	QPSK	Mode A	0	Right Tilt	26865	831.5	25	12	24.7	23.9	0.075	0.090	0.058	0.070	24.7	0.090	0.070	
ANT 1	Body & Hotspot	QPSK	Mode B	5	Back	26865	831.5	1	25	25.7	24.0	0.313	0.463	0.161	0.238	25.7	0.463	0.238	
ANT 1	Body & Hotspot	QPSK	Mode B	5	Back	26865	831.5	25	12	24.7	23.9	0.314	0.378	0.162	0.195	24.7	0.378	0.195	
ANT 1	Body & Hotspot	QPSK	Mode B	5	Front	26865	831.5	1	25	25.7	24.0	0.191	0.283	0.115	0.170	25.7	0.283	0.170	
ANT 1	Body & Hotspot	QPSK	Mode B	5	Front	26865	831.5	25	12	24.7	23.9	0.179	0.215	0.107	0.129	24.7	0.215	0.129	
ANT 1	Body & Hotspot	QPSK	Mode B	5	Back (Offset)	26865	831.5	1	25	25.7	24.0	0.345	0.510	0.180	0.266	25.7	0.510	0.266	
ANT 1	Body & Hotspot	QPSK	Mode B	5	Back (Offset)	26865	831.5	25	12	24.7	23.9	0.327	0.393	0.170	0.204	24.7	0.393	0.204	
ANT 1	Hotspot	QPSK	Mode B	5	Edge Right	26865	831.5	1	25	25.7	24.0	0.208	0.308	0.136	0.201	25.7	0.308	0.201	
ANT 1	Hotspot	QPSK	Mode B	5	Edge Right	26865	831.5	25	12	24.7	23.9	0.196	0.236	0.128	0.154	24.7	0.236	0.154	
ANT 1	Hotspot	QPSK	Mode B	5	Edge Bottom	26865	831.5	1	25	25.7	24.0	0.117	0.173	0.048	0.071	25.7	0.173	0.071	
ANT 1	Hotspot	QPSK	Mode B	5	Edge Bottom	26865	831.5	25	12	24.7	23.9	0.109	0.131	0.044	0.053	24.7	0.131	0.053	
ANT 1	Hotspot	QPSK	Mode B	5	Edge Left	26865	831.5	1	25	25.7	24.0	0.246	0.364	0.165	0.244	25.7	0.364	0.244	
ANT 1	Hotspot	QPSK	Mode B	5	Edge Left	26865	831.5	25	12	24.7	23.9	0.229	0.275	0.153	0.184	24.7	0.275	0.184	
Antenna(s)	RF Exposure Condition(s)	Mode(s)	Power Mode(s)	Dist. (mm)	Test Position(s)	Channel	Freq. (MHz)	RB Allocation	RB Offset	Max Output Pwr (dBm)	Meas. (dBm)	1-g Meas. (W/kg)	1-g Scaled (W/kg)	10-g Meas. (W/kg)	10-g Scaled (W/kg)	Max Output Pwr (dBm)	1-g Scaled (W/kg)	10-g Scaled (W/kg)	Plot No.
ANT 2	Head	QPSK	Mode A	0	Left Cheek	26740	819	1	0	25.0	23.9	0.486	0.626	0.245	0.316	24.2	0.521	0.263	
ANT 2	Head	QPSK	Mode A	0	Left Cheek	26865	831.5	1	25	25.0	24.0	0.646	0.813	0.395	0.497	24.2	0.676	0.414	
ANT 2	Head	QPSK	Mode A	0	Left Cheek	26865	831.5	25	0	24.7	24.1	0.633	0.727	0.385	0.442	24.2	0.648	0.394	
ANT 2	Head	QPSK	Mode A	0	Left Cheek	26990	844	1	0	25.0	24.1	0.484	0.595	0.244	0.300	24.2	0.495	0.250	
ANT 2	Head	QPSK	Mode A	0	Left Tilt	26865	831.5	1	25	25.0	24.0	0.487	0.613	0.246	0.310	24.2	0.510	0.258	
ANT 2	Head	QPSK	Mode A	0	Left Tilt	26865	831.5	25	0	24.7	24.1	0.489	0.561	0.246	0.282	24.2	0.500	0.252	
ANT 2	Head	QPSK	Mode A	0	Right Cheek	26740	819	1	0	25.0	23.9	0.892	**1.149**	0.520	0.670	24.2	0.956	0.557	34
ANT 2	Head	QPSK	Mode A	0	Right Cheek	26740	819	25	0	24.7	24.0	0.897	1.054	0.527	0.619	24.2	0.939	0.552	
ANT 2	Head	QPSK	Mode A	0	Right Cheek	26865	831.5	1	25	25.0	24.0	0.874	1.100	0.514	0.647	24.2	0.915	0.538	
ANT 2	Head	QPSK	Mode A	0	Right Cheek	26865	831.5	25	0	24.7	24.1	0.858	0.985	0.503	0.578	24.2	0.878	0.515	
ANT 2	Head	QPSK	Mode A	0	Right Cheek	26990	844	1	0	25.0	24.1	0.790	0.972	0.464	0.571	24.2	0.808	0.475	
ANT 2	Head	QPSK	Mode A	0	Right Cheek	26990	844	25	0	24.7	24.1	0.838	0.962	0.495	0.568	24.2	0.858	0.507	
ANT 2	Head	QPSK	Mode A	0	Right Cheek	26990	844	50	0	24.7	24.1	0.863	0.991	0.511	0.587	24.2	0.883	0.523	
ANT 2	Head	QPSK	Mode A	0	Right Tilt	26740	819	1	0	25.0	23.9	0.787	1.014	0.368	0.474	24.2	0.843	0.394	
ANT 2	Head	QPSK	Mode A	0	Right Tilt	26740	819	25	0	24.7	24.0	0.746	0.876	0.348	0.409	24.2	0.781	0.364	
ANT 2	Head	QPSK	Mode A	0	Right Tilt	26865	831.5	1	25	25.0	24.0	0.745	0.938	0.349	0.439	24.2	0.780	0.365	
ANT 2	Head	QPSK	Mode A	0	Right Tilt	26865	831.5	25	0	24.7	24.1	0.726	0.834	0.342	0.393	24.2	0.743	0.350	
ANT 2	Head	QPSK	Mode A	0	Right Tilt	26990	844	1	0	25.0	24.1	0.723	0.889	0.336	0.413	24.2	0.740	0.344	
ANT 2	Head	QPSK	Mode A	0	Right Tilt	26990	844	25	0	24.7	24.1	0.681	0.782	0.319	0.366	24.2	0.697	0.326	
ANT 2	Head	QPSK	Mode A	0	Right Tilt	26990	844	50	0	24.7	24.1	0.691	0.793	0.326	0.374	24.2	0.707	0.334	
ANT 2	Body & Hotspot	QPSK	Mode B	5	Back	26865	831.5	1	25	25.7	24.4	0.548	**0.739**	0.296	0.399	25.7	0.788	0.399	35
ANT 2	Body & Hotspot	QPSK	Mode B	5	Back	26865	831.5	25	0	24.7	24.4	0.516	0.553	0.280	0.300	24.7	0.553	0.300	
ANT 2	Body & Hotspot	QPSK	Mode B	5	Front	26865	831.5	1	25	25.7	24.4	0.538	0.726	0.290	0.391	25.7	0.726	0.391	
ANT 2	Body & Hotspot	QPSK	Mode B	5	Front	26865	831.5	25	0	24.7	24.4	0.510	0.546	0.275	0.295	24.7	0.546	0.295	
ANT 2	Hotspot	QPSK	Mode B	5	Edge Top	26865	831.5	1	25	25.7	24.4	0.400	**0.540**	0.178	0.240	25.7	0.540	0.240	36
ANT 2	Hotspot	QPSK	Mode B	5	Edge Top	26865	831.5	25	0	24.7	24.4	0.366	0.392	0.163	0.175	24.7	0.392	0.175	
ANT 2	Hotspot	QPSK	Mode B	5	Edge Right	26865	831.5	1	25	25.7	24.4	0.091	0.123	0.060	0.081	25.7	0.123	0.081	
ANT 2	Hotspot	QPSK	Mode B	5	Edge Right	26865	831.5	25	0	24.7	24.4	0.086	0.092	0.057	0.061	24.7	0.092	0.061	
ANT 2	Hotspot	QPSK	Mode B	5	Edge Left	26865	831.5	1	25	25.7	24.4	0.369	0.498	0.244	0.329	25.7	0.498	0.329	
ANT 2	Hotspot	QPSK	Mode B	5	Edge Left	26865	831.5	25	0	24.7	24.4	0.358	0.384	0.238	0.255	24.7	0.384	0.255	
Antenna(s)	RF Exposure Condition(s)	Mode(s)	Power Mode(s)	Dist. (mm)	Test Position(s)	Channel	Freq. (MHz)	RB Allocation	RB Offset	Max Output Pwr (dBm)	Meas. (dBm)	1-g Meas. (W/kg)	1-g Scaled (W/kg)	10-g Meas. (W/kg)	10-g Scaled (W/kg)	Max Output Pwr (dBm)	1-g Scaled (W/kg)	10-g Scaled (W/kg)	Plot No.
ANT 3	Head	QPSK	Mode A	0	Left Cheek	26865	831.5	1	25	25.7	24.2	0.127	0.179	0.098	0.138	25.7	0.179	0.138	
ANT 3	Head	QPSK	Mode A	0	Left Cheek	26865	831.5	25	12	24.7	24.2	0.114	0.128	0.089	0.100	24.7	0.128	0.100	
ANT 3	Head	QPSK	Mode A	0	Left Tilt	26865	831.5	1	25	25.7	24.2	0.087	0.123	0.069	0.097	25.7	0.123	0.097	
ANT 3	Head	QPSK	Mode A	0	Left Tilt	26865	831.5	25	12	24.7	24.2	0.082	0.092	0.065	0.073	24.7	0.092	0.073	
ANT 3	Head	QPSK	Mode A	0	Right Cheek	26865	831.5	1	25	25.7	24.2	0.133	0.188	0.105	0.148	25.7	0.188	0.148	
ANT 3	Head	QPSK	Mode A	0	Right Cheek	26865	831.5	25	12	24.7	24.2	0.125	0.140	0.099	0.111	24.7	0.140	0.111	
ANT 3	Head	QPSK	Mode A	0	Right Tilt	26865	831.5	1	25	25.7	24.2	0.068	0.096	0.054	0.076	25.7	0.096	0.076	
ANT 3	Head	QPSK	Mode A	0	Right Tilt	26865	831.5	25	12	24.7	24.2	0.067	0.075	0.053	0.059	24.7	0.075	0.059	
ANT 3	Body & Hotspot	QPSK	Mode B	5	Back	26865	831.5	1	25	25.7	24.2	0.268	0.379	0.160	0.226	25.7	0.379	0.226	
ANT 3	Body & Hotspot	QPSK	Mode B	5	Back	26865	831.5	25	12	24.7	24.2	0.239	0.268	0.142	0.159	24.7	0.268	0.159	
ANT 3	Body & Hotspot	QPSK	Mode B	5	Front	26865	831.5	1	25	25.7	24.2	0.208	0.294	0.120	0.170	25.7	0.294	0.170	
ANT 3	Body & Hotspot	QPSK	Mode B	5	Front	26865	831.5	25	12	24.7	24.2	0.197	0.221	0.114	0.128	24.7	0.221	0.128	
ANT 3	Body & Hotspot	QPSK	Mode B	5	Back (Offset)	26865	831.5	1	25	25.7	24.2	0.351	0.496	0.223	0.315	25.7	0.496	0.315	
ANT 3	Body & Hotspot	QPSK	Mode B	5	Back (Offset)	26865	831.5	25	12	24.7	24.2	0.307	0.344	0.196	0.220	24.7	0.344	0.220	
ANT 3	Hotspot	QPSK	Mode B	5	Edge Right	26865	831.5	1	25	25.7	24.2	0.302	0.427	0.198	0.280	25.7	0.427	0.280	
ANT 3	Hotspot	QPSK	Mode B	5	Edge Right	26865	831.5	25	12	24.7	24.2	0.290	0.325	0.190	0.213	24.7	0.325	0.213	
ANT 3	Hotspot	QPSK	Mode B	5	Edge Bottom	26865	831.5	1	25	25.7	24.2	0.105	0.148	0.043	0.061	25.7	0.148	0.061	
ANT 3	Hotspot	QPSK	Mode B	5	Edge Bottom	26865	831.5	25	12	24.7	24.2	0.098	0.110	0.041	0.046	24.7	0.110	0.046	
ANT 3	Hotspot	QPSK	Mode B	5	Edge Left	26865	831.5	1	25	25.7	24.2	0.207	0.292	0.136	0.192	25.7	0.292	0.192	
ANT 3	Hotspot	QPSK	Mode B	5	Edge Left	26865	831.5	25	12	24.7	24.2	0.191	0.214	0.126	0.141	24.7	0.214	0.141	

This report shall not be reproduced without the written approval of UL Verification Services Inc.

10.13. LTE Band 30 (10MHz Bandwidth)

										Cellular PS1						Cellular PS2			
Antenna(s)	RF Exposure Condition(s)	Mode(s)	Power Mode(s)	Dist. (mm)	Test Position(s)	Channel	Freq. (MHz)	RB Allocation	RB Offset	Max Output Pwr (dBm)	Meas. (dBm)	1-g Meas. (W/kg)	1-g Scaled (W/kg)	10-g Meas. (W/kg)	10-g Scaled (W/kg)	Max Output Pwr (dBm)	1-g Scaled (W/kg)	10-g Scaled (W/kg)	Plot No.
ANT 1	Head	QPSK	Mode A	0	Left Cheek	27710	2310	1	25	24.7	22.9	0.131	0.198	0.078	0.118	24.7	0.198	0.118	
ANT 1	Head	QPSK	Mode A	0	Left Cheek	27710	2310	25	25	23.7	22.7	0.132	0.166	0.076	0.096	23.7	0.166	0.096	
ANT 1	Head	QPSK	Mode A	0	Left Tilt	27710	2310	1	25	24.7	22.9	0.192	0.291	0.111	0.168	24.7	0.291	0.168	
ANT 1	Head	QPSK	Mode A	0	Left Tilt	27710	2310	25	25	23.7	22.7	0.207	0.261	0.118	0.149	23.7	0.261	0.149	
ANT 1	Head	QPSK	Mode A	0	Right Cheek	27710	2310	1	25	24.7	22.9	0.267	0.404	0.154	0.233	24.7	0.404	0.233	
ANT 1	Head	QPSK	Mode A	0	Right Cheek	27710	2310	25	25	23.7	22.7	0.260	0.327	0.150	0.189	23.7	0.327	0.189	
ANT 1	Head	QPSK	Mode A	0	Right Tilt	27710	2310	1	25	24.7	22.9	0.130	0.197	0.074	0.112	24.7	0.197	0.112	
ANT 1	Head	QPSK	Mode A	0	Right Tilt	27710	2310	25	25	23.7	22.7	0.127	0.160	0.072	0.091	23.7	0.160	0.091	
ANT 1	Body & Hotspot	QPSK	Mode B	5	Back	27710	2310	1	25	23.9	22.9	0.704	0.886	0.344	0.433	23.1	0.737	0.360	
ANT 1	Body & Hotspot	QPSK	Mode B	5	Back	27710	2310	25	25	23.7	22.7	0.673	0.847	0.328	0.413	23.1	0.738	0.360	
ANT 1	Body & Hotspot	QPSK	Mode B	5	Back	27710	2310	50	0	23.7	22.7	0.653	0.822	0.308	0.388	23.1	0.716	0.338	
ANT 1	Body & Hotspot	QPSK	Mode B	5	Front	27710	2310	1	25	23.9	22.9	0.568	0.715	0.314	0.395	23.1	0.595	0.329	
ANT 1	Body & Hotspot	QPSK	Mode B	5	Front	27710	2310	25	25	23.7	22.7	0.548	0.690	0.304	0.383	23.1	0.601	0.333	
ANT 1	Body & Hotspot	QPSK	Mode B	5	Back (Offset)	27710	2310	1	25	23.9	22.9	0.639	0.804	0.313	0.394	23.1	0.669	0.328	
ANT 1	Body & Hotspot	QPSK	Mode B	5	Back (Offset)	27710	2310	25	25	23.7	22.7	0.608	0.765	0.300	0.378	23.1	0.667	0.329	
ANT 1	Hotspot	QPSK	Mode B	5	Edge Right	27710	2310	1	25	23.9	22.9	0.831	1.046	0.401	0.505	23.1	0.870	0.420	
ANT 1	Hotspot	QPSK	Mode B	5	Edge Right	27710	2310	25	25	23.7	22.7	0.854	1.075	0.412	0.519	23.1	0.936	0.452	
ANT 1	Hotspot	QPSK	Mode B	5	Edge Right	27710	2310	50	0	23.7	22.7	0.868	1.093	0.411	0.517	23.1	0.952	0.451	
ANT 1	Hotspot	QPSK	Mode B	5	Edge Bottom	27710	2310	1	25	23.9	22.9	0.350	0.441	0.156	0.196	23.1	0.366	0.163	
ANT 1	Hotspot	QPSK	Mode B	5	Edge Bottom	27710	2310	25	25	23.7	22.7	0.314	0.395	0.144	0.181	23.1	0.344	0.158	
ANT 1	Hotspot	QPSK	Mode B	5	Edge Left	27710	2310	1	25	23.9	22.9	0.010	0.013	0.005	0.006	23.1	0.010	0.005	
ANT 1	Hotspot	QPSK	Mode B	5	Edge Left	27710	2310	25	25	23.7	22.7	0.011	0.014	0.006	0.008	23.1	0.012	0.007	
Antenna(s)	RF Exposure Condition(s)	Mode(s)	Power Mode(s)	Dist. (mm)	Test Position(s)	Channel	Freq. (MHz)	RB Allocation	RB Offset	Max Output Pwr (dBm)	Meas. (dBm)	1-g Meas. (W/kg)	1-g Scaled (W/kg)	10-g Meas. (W/kg)	10-g Scaled (W/kg)	Max Output Pwr (dBm)	1-g Scaled (W/kg)	10-g Scaled (W/kg)	Plot No.
ANT 2	Head	QPSK	Mode A	0	Left Cheek	27710	2310	1	49	20.1	19.5	0.122	0.140	0.059	0.068	19.3	0.117	0.056	
ANT 2	Head	QPSK	Mode A	0	Left Cheek	27710	2310	25	0	20.1	19.5	0.130	0.149	0.062	0.071	19.3	0.124	0.059	
ANT 2	Head	QPSK	Mode A	0	Left Tilt	27710	2310	1	49	20.1	19.5	0.162	0.186	0.070	0.080	19.3	0.155	0.067	
ANT 2	Head	QPSK	Mode A	0	Left Tilt	27710	2310	25	0	20.1	19.5	0.168	0.193	0.072	0.083	19.3	0.160	0.069	
ANT 2	Head	QPSK	Mode A	0	Right Cheek	27710	2310	1	49	20.1	19.5	0.906	1.040	0.397	0.456	19.3	0.865	0.379	
ANT 2	Head	QPSK	Mode A	0	Right Cheek	27710	2310	25	0	20.1	19.5	0.952	**1.093**	0.418	0.480	19.3	0.909	0.399	37
ANT 2	Head	QPSK	Mode A	0	Right Cheek	27710	2310	50	0	20.1	19.5	0.736	0.845	0.340	0.390	19.3	0.703	0.325	
ANT 2	Head	QPSK	Mode A	0	Right Tilt	27710	2310	1	49	20.1	19.5	0.617	0.708	0.261	0.300	19.3	0.589	0.249	
ANT 2	Head	QPSK	Mode A	0	Right Tilt	27710	2310	25	0	20.1	19.5	0.646	0.742	0.275	0.316	19.3	0.617	0.263	
ANT 2	Body & Hotspot	QPSK	Mode B	5	Back	27710	2310	1	0	22.0	20.3	0.447	0.661	0.210	0.311	21.2	0.550	0.258	
ANT 2	Body & Hotspot	QPSK	Mode B	5	Back	27710	2310	25	0	22.0	20.3	0.443	0.655	0.208	0.308	21.2	0.545	0.256	
ANT 2	Body & Hotspot	QPSK	Mode B	5	Front	27710	2310	1	0	22.0	20.3	0.480	0.710	0.239	0.354	21.2	0.591	0.294	
ANT 2	Body & Hotspot	QPSK	Mode B	5	Front	27710	2310	25	0	22.0	20.3	0.476	0.704	0.238	0.352	21.2	0.586	0.293	
ANT 2	Hotspot	QPSK	Mode B	5	Edge Top	27710	2310	1	0	22.0	20.3	0.452	0.669	0.183	0.271	21.2	0.556	0.225	
ANT 2	Hotspot	QPSK	Mode B	5	Edge Top	27710	2310	25	0	22.0	20.3	0.449	0.664	0.182	0.269	21.2	0.552	0.224	
ANT 2	Hotspot	QPSK	Mode B	5	Edge Right	27710	2310	1	0	22.0	20.3	0.086	0.127	0.037	0.055	21.2	0.106	0.046	
ANT 2	Hotspot	QPSK	Mode B	5	Edge Right	27710	2310	25	0	22.0	20.3	0.084	0.124	0.036	0.053	21.2	0.103	0.044	
ANT 2	Hotspot	QPSK	Mode B	5	Edge Left	27710	2310	1	0	22.0	20.3	0.799	**1.182**	0.344	0.509	21.2	0.983	0.423	38
ANT 2	Hotspot	QPSK	Mode B	5	Edge Left	27710	2310	25	0	22.0	20.3	0.791	1.170	0.366	0.541	21.2	0.973	0.450	
ANT 2	Hotspot	QPSK	Mode B	5	Edge Left	27710	2310	50	0	22.0	20.4	0.745	1.077	0.349	0.504	21.2	0.896	0.420	
Antenna(s)	RF Exposure Condition(s)	Mode(s)	Power Mode(s)	Dist. (mm)	Test Position(s)	Channel	Freq. (MHz)	RB Allocation	RB Offset	Max Output Pwr (dBm)	Meas. (dBm)	1-g Meas. (W/kg)	1-g Scaled (W/kg)	10-g Meas. (W/kg)	10-g Scaled (W/kg)	Max Output Pwr (dBm)	1-g Scaled (W/kg)	10-g Scaled (W/kg)	Plot No.
ANT 3	Head	QPSK	Mode A	0	Left Cheek	27710	2310	1	25	25.7	24.4	0.397	0.536	0.237	0.320	25.7	0.536	0.320	
ANT 3	Head	QPSK	Mode A	0	Left Cheek	27710	2310	25	12	25.7	24.4	0.433	0.584	0.254	0.343	25.7	0.584	0.343	
ANT 3	Head	QPSK	Mode A	0	Left Tilt	27710	2310	1	25	25.7	24.4	0.134	0.181	0.084	0.113	25.7	0.181	0.113	
ANT 3	Head	QPSK	Mode A	0	Left Tilt	27710	2310	25	12	25.7	24.4	0.123	0.166	0.073	0.098	25.7	0.166	0.098	
ANT 3	Head	QPSK	Mode A	0	Right Cheek	27710	2310	1	25	25.7	24.4	0.134	0.181	0.084	0.113	25.7	0.181	0.113	
ANT 3	Head	QPSK	Mode A	0	Right Cheek	27710	2310	25	12	25.7	24.4	0.140	0.189	0.087	0.117	25.7	0.189	0.117	
ANT 3	Head	QPSK	Mode A	0	Right Tilt	27710	2310	1	25	25.7	24.4	0.228	0.308	0.122	0.165	25.7	0.308	0.165	
ANT 3	Head	QPSK	Mode A	0	Right Tilt	27710	2310	25	12	25.7	24.4	0.200	0.270	0.107	0.144	25.7	0.270	0.144	
ANT 3	Body & Hotspot	QPSK	Mode B	5	Back	27710	2310	1	25	22.2	21.4	0.610	0.733	0.305	0.367	21.4	0.610	0.305	
ANT 3	Body & Hotspot	QPSK	Mode B	5	Back	27710	2310	25	12	22.2	21.4	0.608	0.731	0.306	0.368	21.4	0.608	0.306	
ANT 3	Body & Hotspot	QPSK	Mode B	5	Front	27710	2310	1	25	22.2	21.4	0.705	0.848	0.368	0.442	21.4	0.705	0.368	
ANT 3	Body & Hotspot	QPSK	Mode B	5	Front	27710	2310	25	12	22.2	21.4	0.713	0.857	0.374	0.450	21.4	0.713	0.374	
ANT 3	Body & Hotspot	QPSK	Mode B	5	Front	27710	2310	50	0	22.2	21.4	0.675	0.812	0.351	0.422	21.4	0.675	0.351	
ANT 3	Body & Hotspot	QPSK	Mode B	5	Back (Offset)	27710	2310	1	25	22.2	21.4	0.592	0.712	0.308	0.370	21.4	0.592	0.308	
ANT 3	Body & Hotspot	QPSK	Mode B	5	Back (Offset)	27710	2310	25	12	22.2	21.4	0.601	0.723	0.307	0.369	21.4	0.601	0.307	
ANT 3	Hotspot	QPSK	Mode B	5	Edge Right	27710	2310	1	25	22.2	21.4	0.015	0.018	0.008	0.010	21.4	0.015	0.008	
ANT 3	Hotspot	QPSK	Mode B	5	Edge Right	27710	2310	25	12	22.2	21.4	0.016	0.019	0.009	0.011	21.4	0.016	0.009	
ANT 3	Hotspot	QPSK	Mode B	5	Edge Bottom	27710	2310	1	25	22.2	21.4	0.285	0.343	0.133	0.160	21.4	0.285	0.133	
ANT 3	Hotspot	QPSK	Mode B	5	Edge Bottom	27710	2310	25	12	22.2	21.4	0.289	0.347	0.135	0.162	21.4	0.289	0.135	
ANT 3	Hotspot	QPSK	Mode B	5	Edge Left	27710	2310	1	25	22.2	21.4	0.796	0.957	0.363	0.436	21.4	0.796	0.363	
ANT 3	Hotspot	QPSK	Mode B	5	Edge Left	27710	2310	25	12	22.2	21.4	0.795	0.956	0.363	0.436	21.4	0.795	0.363	
ANT 3	Hotspot	QPSK	Mode B	5	Edge Left	27710	2310	50	0	22.2	21.4	0.773	0.929	0.353	0.424	21.4	0.773	0.353	
Antenna(s)	RF Exposure Condition(s)	Mode(s)	Power Mode(s)	Dist. (mm)	Test Position(s)	Channel	Freq. (MHz)	RB Allocation	RB Offset	Max Output Pwr (dBm)	Meas. (dBm)	1-g Meas. (W/kg)	1-g Scaled (W/kg)	10-g Meas. (W/kg)	10-g Scaled (W/kg)	Max Output Pwr (dBm)	1-g Scaled (W/kg)	10-g Scaled (W/kg)	Plot No.
ANT 4	Head	QPSK	Mode A	0	Left Cheek	27710	2310	1	25	20.9	19.0	0.686	1.062	0.322	0.499	20.1	0.884	0.415	
ANT 4	Head	QPSK	Mode A	0	Left Cheek	27710	2310	25	25	20.9	19.0	0.559	0.866	0.272	0.421	20.1	0.720	0.350	
ANT 4	Head	QPSK	Mode A	0	Left Cheek	27710	2310	50	0	20.9	18.9	0.617	0.978	0.294	0.466	20.1	0.813	0.388	
ANT 4	Head	QPSK	Mode A	0	Left Tilt	27710	2310	1	25	20.9	19.0	0.366	0.567	0.165	0.256	20.1	0.471	0.213	
ANT 4	Head	QPSK	Mode A	0	Left Tilt	27710	2310	25	25	20.9	19.0	0.353	0.547	0.160	0.248	20.1	0.455	0.206	
ANT 4	Head	QPSK	Mode A	0	Right Cheek	27710	2310	1	25	20.9	19.0	0.205	0.318	0.107	0.166	20.1	0.264	0.138	
ANT 4	Head	QPSK	Mode A	0	Right Cheek	27710	2310	25	25	20.9	19.0	0.201	0.311	0.104	0.161	20.1	0.259	0.134	
ANT 4	Head	QPSK	Mode A	0	Right Tilt	27710	2310	1	25	20.9	19.0	0.162	0.251	0.077	0.119	20.1	0.209	0.099	
ANT 4	Head	QPSK	Mode A	0	Right Tilt	27710	2310	25	25	20.9	19.0	0.161	0.249	0.076	0.118	20.1	0.207	0.098	
ANT 4	Body & Hotspot	QPSK	Mode B	5	Back	27710	2310	1	0	22.3	20.3	0.732	**1.160**	0.341	0.540	21.5	0.965	0.450	39
ANT 4	Body & Hotspot	QPSK	Mode B	5	Back	27710	2310	25	25	22.3	20.5	0.750	1.135	0.348	0.527	21.5	0.944	0.438	
ANT 4	Body & Hotspot	QPSK	Mode B	5	Back	27710	2310	50	0	22.3	20.8	0.812	1.147	0.372	0.525	21.5	0.976	0.447	
ANT 4	Body & Hotspot	QPSK	Mode B	5	Front	27710	2310	1	0	22.3	20.3	0.674	1.068	0.291	0.461	21.5	0.889	0.384	
ANT 4	Body & Hotspot	QPSK	Mode B	5	Front	27710	2310	25	25	22.3	20.5	0.703	1.064	0.304	0.460	21.5	0.885	0.383	
ANT 4	Body & Hotspot	QPSK	Mode B	5	Front	27710	2310	50	0	22.3	20.3	0.665	1.054	0.289	0.458	21.5	0.877	0.381	
ANT 4	Hotspot	QPSK	Mode B	5	Edge Top	27710	2310	1	0	22.3	20.3	0.148	0.235	0.060	0.095	21.5	0.195	0.079	
ANT 4	Hotspot	QPSK	Mode B	5	Edge Top	27710	2310	25	25	22.3	20.5	0.153	0.232	0.061	0.092	21.5	0.193	0.077	
ANT 4	Hotspot	QPSK	Mode B	5	Edge Right	27710	2310	1	0	22.3	20.3	0.665	1.054	0.300	0.475	21.5	0.877	0.395	
ANT 4	Hotspot	QPSK	Mode B	5	Edge Right	27710	2310	25	25	22.3	20.5	0.735	1.112	0.331	0.501	21.5	0.925	0.417	
ANT 4	Hotspot	QPSK	Mode B	5	Edge Right	27710	2310	50	0	22.3	20.3	0.667	1.057	0.304	0.482	21.5	0.879	0.401	

This report shall not be reproduced without the written approval of UL Verification Services Inc.

10.14. LTE Band 41 PC3 (20MHz Bandwidth)

										Cellular PS1						Cellular PS2			
Antenna(s)	RF Exposure Condition(s)	Mode(s)	Power Mode(s)	Dist. (mm)	Test Position(s)	Channel	Freq. (MHz)	RB Allocation	RB Offset	Max Output Pwr (dBm)	Meas. (dBm)	1-g Meas. (W/kg)	1-g Scaled (W/kg)	10-g Meas. (W/kg)	10-g Scaled (W/kg)	Max Output Pwr (dBm)	1-g Scaled (W/kg)	10-g Scaled (W/kg)	Plot No.
ANT 1	Head	QPSK	Mode A	0	Left Cheek	40620	2593	1	49	25.7	24.1	0.126	0.182	0.070	0.101	25.7	0.182	0.101	
ANT 1	Head	QPSK	Mode A	0	Left Cheek	40620	2593	50	24	24.7	23.9	0.109	0.131	0.061	0.073	24.7	0.131	0.073	
ANT 1	Head	QPSK	Mode A	0	Left Tilt	40620	2593	1	49	25.7	24.1	0.100	0.145	0.052	0.075	25.7	0.145	0.075	
ANT 1	Head	QPSK	Mode A	0	Left Tilt	40620	2593	50	24	24.7	23.9	0.088	0.106	0.045	0.054	24.7	0.106	0.054	
ANT 1	Head	QPSK	Mode A	0	Right Cheek	40620	2593	1	49	25.7	24.1	0.211	0.305	0.115	0.166	25.7	0.305	0.166	
ANT 1	Head	QPSK	Mode A	0	Right Cheek	40620	2593	50	24	24.7	23.9	0.200	0.240	0.109	0.131	24.7	0.240	0.131	
ANT 1	Head	QPSK	Mode A	0	Right Tilt	40620	2593	1	49	25.7	24.1	0.078	0.113	0.040	0.058	25.7	0.113	0.058	
ANT 1	Head	QPSK	Mode A	0	Right Tilt	40620	2593	50	24	24.7	23.9	0.072	0.087	0.037	0.044	24.7	0.087	0.044	
ANT 1	Body & Hotspot	QPSK	Mode B	5	Back	39750	2506	1	49	25.4	24.2	0.871	1.148	0.386	0.509	24.6	0.955	0.423	
ANT 1	Body & Hotspot	QPSK	Mode B	5	Back	39750	2506	50	24	24.7	24.2	0.879	0.986	0.394	0.442	24.6	0.964	0.432	
ANT 1	Body & Hotspot	QPSK	Mode B	5	Back	40185	2549.5	1	49	25.4	24.3	0.771	0.993	0.358	0.461	24.6	0.826	0.384	
ANT 1	Body & Hotspot	QPSK	Mode B	5	Back	40185	2549.5	50	0	24.7	24.0	0.755	0.887	0.350	0.411	24.6	0.867	0.402	
ANT 1	Body & Hotspot	QPSK	Mode B	5	Back	40620	2593	1	49	25.4	24.3	0.795	1.024	0.358	0.461	24.6	0.852	0.384	
ANT 1	Body & Hotspot	QPSK	Mode B	5	Back	40620	2593	50	0	25.4	23.9	0.775	1.095	0.350	0.494	24.6	0.911	0.411	
ANT 1	Body & Hotspot	QPSK	Mode B	5	Back	40620	2593	100	0	25.4	24.0	0.749	1.034	0.336	0.464	24.6	0.860	0.386	
ANT 1	Body & Hotspot	QPSK	Mode B	5	Back	41055	2636.5	1	49	25.4	24.3	0.825	1.063	0.366	0.471	24.6	0.884	0.392	
ANT 1	Body & Hotspot	QPSK	Mode B	5	Back	41055	2636.5	50	50	25.4	24.0	0.817	1.128	0.362	0.500	24.6	0.938	0.416	
ANT 1	Body & Hotspot	QPSK	Mode B	5	Back	41490	2680	1	49	25.4	24.4	0.850	1.070	0.378	0.476	24.6	0.890	0.396	
ANT 1	Body & Hotspot	QPSK	Mode B	5	Back	41490	2680	50	0	24.7	24.0	0.848	0.996	0.382	0.449	24.6	0.974	0.439	
ANT 1	Body & Hotspot	QPSK	Mode B	5	Front	40620	2593	1	49	25.4	24.3	0.609	0.785	0.318	0.410	24.6	0.653	0.341	
ANT 1	Body & Hotspot	QPSK	Mode B	5	Front	40620	2593	50	0	24.7	23.9	0.596	0.717	0.311	0.374	24.6	0.700	0.365	
ANT 1	Body & Hotspot	QPSK	Mode B	5	Back (Offset)	39750	2506	1	49	25.4	24.2	0.651	0.858	0.299	0.394	24.6	0.714	0.328	
ANT 1	Body & Hotspot	QPSK	Mode B	5	Back (Offset)	39750	2506	50	24	24.7	23.9	0.657	0.790	0.302	0.363	24.6	0.772	0.355	
ANT 1	Body & Hotspot	QPSK	Mode B	5	Back (Offset)	40185	2549.5	1	49	25.4	24.3	0.660	0.850	0.299	0.385	24.6	0.707	0.320	
ANT 1	Body & Hotspot	QPSK	Mode B	5	Back (Offset)	40185	2549.5	50	0	24.7	24.0	0.633	0.744	0.284	0.334	24.6	0.727	0.326	
ANT 1	Body & Hotspot	QPSK	Mode B	5	Back (Offset)	40620	2593	1	49	25.4	24.3	0.836	1.077	0.370	0.477	24.6	0.896	0.396	
ANT 1	Body & Hotspot	QPSK	Mode B	5	Back (Offset)	40620	2593	50	0	24.7	23.9	0.817	0.982	0.362	0.435	24.6	0.960	0.425	
ANT 1	Body & Hotspot	QPSK	Mode B	5	Back (Offset)	40620	2593	100	0	24.7	24.0	0.845	0.993	0.369	0.434	24.6	0.970	0.424	
ANT 1	Body & Hotspot	QPSK	Mode B	5	Back (Offset)	41055	2636.5	1	49	25.4	24.3	0.809	1.042	0.373	0.481	24.6	0.867	0.400	
ANT 1	Body & Hotspot	QPSK	Mode B	5	Back (Offset)	41055	2636.5	50	50	24.7	24.0	0.793	0.932	0.365	0.429	24.6	0.910	0.419	
ANT 1	Body & Hotspot	QPSK	Mode B	5	Back (Offset)	41490	2680	1	49	25.4	24.4	0.836	1.052	0.386	0.486	24.6	0.875	0.404	
ANT 1	Body & Hotspot	QPSK	Mode B	5	Back (Offset)	41490	2680	50	0	24.7	24.0	0.832	0.978	0.387	0.455	24.6	0.955	0.444	
ANT 1	Hotspot	QPSK	Mode B	5	Edge Right	39750	2506	1	49	25.4	24.2	0.778	1.026	0.344	0.453	24.6	0.853	0.377	
ANT 1	Hotspot	QPSK	Mode B	5	Edge Right	39750	2506	50	24	24.7	23.9	0.773	0.929	0.342	0.411	24.6	0.908	0.402	
ANT 1	Hotspot	QPSK	Mode B	5	Edge Right	40185	2549.5	1	49	25.4	24.3	0.817	1.052	0.370	0.477	24.6	0.875	0.396	
ANT 1	Hotspot	QPSK	Mode B	5	Edge Right	40185	2549.5	50	0	24.7	24.0	0.829	0.974	0.377	0.443	24.6	0.952	0.433	
ANT 1	Hotspot	QPSK	Mode B	5	Edge Right	40620	2593	1	49	25.4	24.3	0.744	0.958	0.337	0.434	24.6	0.797	0.361	
ANT 1	Hotspot	QPSK	Mode B	5	Edge Right	40620	2593	50	0	24.7	23.9	0.757	0.910	0.343	0.412	24.6	0.889	0.403	
ANT 1	Hotspot	QPSK	Mode B	5	Edge Right	40620	2593	100	0	24.7	24.0	0.789	0.927	0.357	0.419	24.6	0.906	0.410	
ANT 1	Hotspot	QPSK	Mode B	5	Edge Right	41055	2636.5	1	49	25.4	24.3	0.800	1.031	0.359	0.462	24.6	0.857	0.385	
ANT 1	Hotspot	QPSK	Mode B	5	Edge Right	41055	2636.5	50	50	24.7	24.0	0.780	0.916	0.349	0.410	24.6	0.896	0.401	
ANT 1	Hotspot	QPSK	Mode B	5	Edge Right	41490	2680	1	49	25.4	24.4	0.761	0.958	0.333	0.419	24.6	0.797	0.349	
ANT 1	Hotspot	QPSK	Mode B	5	Edge Right	41490	2680	50	0	24.7	24.0	0.754	0.886	0.333	0.391	24.6	0.866	0.382	
ANT 1	Hotspot	QPSK	Mode B	5	Edge Bottom	40620	2593	1	49	25.4	24.3	0.235	0.303	0.100	0.129	24.6	0.252	0.107	
ANT 1	Hotspot	QPSK	Mode B	5	Edge Bottom	40620	2593	50	0	24.7	23.9	0.230	0.277	0.098	0.118	24.6	0.270	0.115	
ANT 1	Hotspot	QPSK	Mode B	5	Edge Left	40620	2593	1	49	25.4	24.3	0.018	0.023	0.009	0.012	24.6	0.019	0.010	
ANT 1	Hotspot	QPSK	Mode B	5	Edge Left	40620	2593	50	0	24.7	23.9	0.016	0.019	0.009	0.011	24.6	0.019	0.011	
Antenna(s)	RF Exposure Condition(s)	Mode(s)	Power Mode(s)	Dist. (mm)	Test Position(s)	Channel	Freq. (MHz)	RB Allocation	RB Offset	Max Output Pwr (dBm)	Meas. (dBm)	1-g Meas. (W/kg)	1-g Scaled (W/kg)	10-g Meas. (W/kg)	10-g Scaled (W/kg)	Max Output Pwr (dBm)	1-g Scaled (W/kg)	10-g Scaled (W/kg)	Plot No.
ANT 2	Head	QPSK	Mode A	0	Left Cheek	40620	2593	1	49	21.8	20.7	0.161	0.207	0.069	0.089	21.0	0.173	0.074	
ANT 2	Head	QPSK	Mode A	0	Left Cheek	40620	2593	50	50	21.8	20.7	0.140	0.180	0.061	0.079	21.0	0.150	0.065	
ANT 2	Head	QPSK	Mode A	0	Left Tilt	40620	2593	1	49	21.8	20.7	0.141	0.182	0.063	0.081	21.0	0.151	0.068	
ANT 2	Head	QPSK	Mode A	0	Left Tilt	40620	2593	50	50	21.8	20.7	0.137	0.176	0.061	0.079	21.0	0.147	0.065	
ANT 2	Head	QPSK	Mode A	0	Right Cheek	40620	2593	1	49	21.8	20.7	0.575	0.741	0.240	0.309	21.0	0.616	0.257	
ANT 2	Head	QPSK	Mode A	0	Right Cheek	40620	2593	50	50	21.8	20.7	0.561	0.723	0.233	0.300	21.0	0.601	0.250	
ANT 2	Head	QPSK	Mode A	0	Right Tilt	40620	2593	1	49	21.8	20.7	0.297	0.383	0.116	0.149	21.0	0.318	0.124	
ANT 2	Head	QPSK	Mode A	0	Right Tilt	40620	2593	50	50	21.8	20.7	0.290	0.374	0.113	0.146	21.0	0.311	0.121	
ANT 2	Body & Hotspot	QPSK	Mode B	5	Back	40620	2593	1	49	23.4	22.2	0.336	0.443	0.147	0.194	22.6	0.368	0.161	
ANT 2	Body & Hotspot	QPSK	Mode B	5	Back	40620	2593	50	0	23.4	22.2	0.343	0.452	0.150	0.198	22.6	0.376	0.164	
ANT 2	Body & Hotspot	QPSK	Mode B	5	Front	39750	2506	1	49	23.4	22.0	0.452	0.624	0.200	0.276	22.6	0.519	0.230	
ANT 2	Body & Hotspot	QPSK	Mode B	5	Front	39750	2506	50	24	23.4	22.0	0.422	0.583	0.199	0.275	22.6	0.485	0.228	
ANT 2	Body & Hotspot	QPSK	Mode B	5	Front	40185	2549.5	1	49	23.4	22.0	0.494	0.682	0.228	0.315	22.6	0.567	0.262	
ANT 2	Body & Hotspot	QPSK	Mode B	5	Front	40185	2549.5	50	0	23.4	22.0	0.489	0.675	0.225	0.311	22.6	0.561	0.258	
ANT 2	Body & Hotspot	QPSK	Mode B	5	Front	40620	2593	1	49	23.4	22.2	0.866	1.142	0.375	0.494	22.6	0.950	0.411	
ANT 2	Body & Hotspot	QPSK	Mode B	5	Front	40620	2593	50	0	23.4	22.2	0.875	1.153	0.392	0.517	22.6	0.959	0.430	
ANT 2	Body & Hotspot	QPSK	Mode B	5	Front	41055	2636.5	1	49	23.4	22.1	0.376	0.507	0.168	0.227	22.6	0.422	0.188	
ANT 2	Body & Hotspot	QPSK	Mode B	5	Front	41055	2636.5	50	50	23.4	22.1	0.380	0.513	0.169	0.228	22.6	0.426	0.190	
ANT 2	Body & Hotspot	QPSK	Mode B	5	Front	41490	2680	1	49	23.4	22.2	0.732	0.965	0.309	0.407	22.6	0.803	0.339	
ANT 2	Body & Hotspot	QPSK	Mode B	5	Front	41490	2680	50	0	23.4	22.2	0.711	0.937	0.300	0.395	22.6	0.780	0.329	
ANT 2	Body & Hotspot	QPSK	Mode B	5	Front	41490	2680	100	0	23.4	22.3	0.713	0.919	0.292	0.376	22.6	0.764	0.313	
ANT 2	Hotspot	QPSK	Mode B	5	Edge Top	40620	2593	1	49	23.4	22.2	0.218	0.287	0.088	0.116	22.6	0.239	0.096	
ANT 2	Hotspot	QPSK	Mode B	5	Edge Top	40620	2593	50	0	23.4	22.2	0.217	0.286	0.087	0.115	22.6	0.238	0.095	
ANT 2	Hotspot	QPSK	Mode B	5	Edge Right	40620	2593	1	49	23.4	22.2	0.045	0.059	0.022	0.029	22.6	0.049	0.024	
ANT 2	Hotspot	QPSK	Mode B	5	Edge Right	40620	2593	50	0	23.4	22.2	0.048	0.063	0.024	0.032	22.6	0.053	0.026	
ANT 2	Hotspot	QPSK	Mode B	5	Edge Left	39750	2506	1	49	23.4	22.0	0.712	0.983	0.311	0.429	22.6	0.817	0.357	
ANT 2	Hotspot	QPSK	Mode B	5	Edge Left	39750	2506	50	24	23.4	22.0	0.708	0.977	0.308	0.425	22.6	0.813	0.354	
ANT 2	Hotspot	QPSK	Mode B	5	Edge Left	40185	2549.5	1	49	23.4	22.0	0.733	1.012	0.322	0.444	22.6	0.842	0.370	
ANT 2	Hotspot	QPSK	Mode B	5	Edge Left	40185	2549.5	50	0	23.4	22.0	0.724	0.999	0.319	0.440	22.6	0.831	0.366	
ANT 2	Hotspot	QPSK	Mode B	5	Edge Left	40620	2593	1	49	23.4	22.2	0.673	0.887	0.280	0.369	22.6	0.738	0.307	
ANT 2	Hotspot	QPSK	Mode B	5	Edge Left	40620	2593	50	0	23.4	22.2	0.675	0.890	0.280	0.369	22.6	0.740	0.307	
ANT 2	Hotspot	QPSK	Mode B	5	Edge Left	41055	2636.5	1	49	23.4	22.1	0.414	0.558	0.173	0.233	22.6	0.465	0.194	
ANT 2	Hotspot	QPSK	Mode B	5	Edge Left	41055	2636.5	50	50	23.4	22.1	0.418	0.564	0.175	0.236	22.6	0.469	0.196	
ANT 2	Hotspot	QPSK	Mode B	5	Edge Left	41490	2680	1	49	23.4	22.2	0.505	0.666	0.205	0.270	22.6	0.554	0.225	
ANT 2	Hotspot	QPSK	Mode B	5	Edge Left	41490	2680	50	0	23.4	22.2	0.547	0.721	0.229	0.302	22.6	0.600	0.251	
ANT 2	Hotspot	QPSK	Mode B	5	Edge Left	41490	2680	100	0	23.4	22.3	0.551	0.710	0.230	0.296	22.6	0.590	0.246	

This report shall not be reproduced without the written approval of UL Verification Services Inc.

										Cellular PS1						Cellular PS2			
Antenna(s)	RF Exposure Condition(s)	Mode(s)	Power Mode(s)	Dist. (mm)	Test Position(s)	Channel	Freq. (MHz)	RB Allocation	RB Offset	Max Output Pwr (dBm)	Meas. (dBm)	1-g Meas. (W/kg)	1-g Scaled (W/kg)	10-g Meas. (W/kg)	10-g Scaled (W/kg)	Max Output Pwr (dBm)	1-g Scaled (W/kg)	10-g Scaled (W/kg)	Plot No.
ANT 3	Head	QPSK	Mode A	0	Left Cheek	40620	2593	1	49	25.7	24.4	0.275	0.371	0.154	0.208	25.7	0.371	0.208	
ANT 3	Head	QPSK	Mode A	0	Left Cheek	40620	2593	50	24	24.7	24.0	0.268	0.315	0.149	0.175	24.7	0.315	0.175	
ANT 3	Head	QPSK	Mode A	0	Left Tilt	40620	2593	1	49	25.7	24.4	0.097	0.131	0.056	0.076	25.7	0.131	0.076	
ANT 3	Head	QPSK	Mode A	0	Left Tilt	40620	2593	50	24	24.7	24.0	0.091	0.107	0.053	0.062	24.7	0.107	0.062	
ANT 3	Head	QPSK	Mode A	0	Right Cheek	40620	2593	1	49	25.7	24.4	0.113	0.152	0.065	0.088	25.7	0.152	0.088	
ANT 3	Head	QPSK	Mode A	0	Right Cheek	40620	2593	50	24	24.7	24.0	0.099	0.116	0.057	0.067	24.7	0.116	0.067	
ANT 3	Head	QPSK	Mode A	0	Right Tilt	40620	2593	1	49	25.7	24.4	0.122	0.165	0.062	0.084	25.7	0.165	0.084	
ANT 3	Head	QPSK	Mode A	0	Right Tilt	40620	2593	50	24	24.7	24.0	0.121	0.142	0.061	0.072	24.7	0.142	0.072	
ANT 3	Body & Hotspot	QPSK	Mode B	5	Back	39750	2506	1	49	24.3	22.4	0.614	0.951	0.256	0.396	23.5	0.791	0.330	
ANT 3	Body & Hotspot	QPSK	Mode B	5	Back	39750	2506	50	0	24.3	22.4	0.623	0.965	0.260	0.403	23.5	0.803	0.335	
ANT 3	Body & Hotspot	QPSK	Mode B	5	Back	40185	2549.5	1	49	24.3	22.6	0.792	1.171	0.331	0.490	23.5	0.974	0.407	
ANT 3	Body & Hotspot	QPSK	Mode B	5	Back	40185	2549.5	50	0	24.3	22.6	0.700	1.035	0.301	0.445	23.5	0.861	0.370	
ANT 3	Body & Hotspot	QPSK	Mode B	5	Back	40620	2593	1	49	24.3	22.8	0.800	1.130	0.333	0.470	23.5	0.940	0.391	
ANT 3	Body & Hotspot	QPSK	Mode B	5	Back	40620	2593	50	0	24.3	22.8	0.805	1.137	0.344	0.486	23.5	0.946	0.404	
ANT 3	Body & Hotspot	QPSK	Mode B	5	Back	41055	2636.5	1	0	24.3	22.7	0.821	**1.187**	0.351	0.507	23.5	0.987	0.422	43
ANT 3	Body & Hotspot	QPSK	Mode B	5	Back	41055	2636.5	50	0	24.3	22.9	0.859	1.186	0.368	0.508	23.5	0.986	0.423	
ANT 3	Body & Hotspot	QPSK	Mode B	5	Back	41055	2636.5	100	0	24.3	22.9	0.798	1.102	0.341	0.471	23.5	0.916	0.392	
ANT 3	Body & Hotspot	QPSK	Mode B	5	Back	41490	2680	1	49	24.3	22.9	0.845	1.166	0.351	0.485	23.5	0.970	0.403	
ANT 3	Body & Hotspot	QPSK	Mode B	5	Back	41490	2680	50	0	24.3	22.9	0.841	1.161	0.342	0.472	23.5	0.966	0.393	
ANT 3	Body & Hotspot	QPSK	Mode B	5	Front	40620	2593	1	49	24.3	22.8	0.415	0.586	0.209	0.295	23.5	0.488	0.246	
ANT 3	Body & Hotspot	QPSK	Mode B	5	Front	40620	2593	50	0	24.3	22.8	0.408	0.576	0.205	0.290	23.5	0.479	0.241	
ANT 3	Body & Hotspot	QPSK	Mode B	5	Back (Offset)	39750	2506	1	49	24.3	22.4	0.605	0.937	0.273	0.423	23.5	0.779	0.352	
ANT 3	Body & Hotspot	QPSK	Mode B	5	Back (Offset)	39750	2506	50	0	24.3	22.4	0.603	0.934	0.272	0.421	23.5	0.777	0.350	
ANT 3	Body & Hotspot	QPSK	Mode B	5	Back (Offset)	40185	2549.5	1	49	24.3	22.6	0.618	0.914	0.277	0.410	23.5	0.760	0.341	
ANT 3	Body & Hotspot	QPSK	Mode B	5	Back (Offset)	40185	2549.5	50	0	24.3	22.6	0.609	0.901	0.273	0.404	23.5	0.749	0.336	
ANT 3	Body & Hotspot	QPSK	Mode B	5	Back (Offset)	40620	2593	1	49	24.3	22.8	0.728	1.028	0.323	0.456	23.5	0.855	0.379	
ANT 3	Body & Hotspot	QPSK	Mode B	5	Back (Offset)	40620	2593	50	0	24.3	22.8	0.705	0.996	0.314	0.444	23.5	0.828	0.369	
ANT 3	Body & Hotspot	QPSK	Mode B	5	Back (Offset)	41055	2636.5	1	0	24.3	22.7	0.673	0.973	0.292	0.422	23.5	0.809	0.351	
ANT 3	Body & Hotspot	QPSK	Mode B	5	Back (Offset)	41055	2636.5	50	0	24.3	22.9	0.703	0.970	0.304	0.420	23.5	0.807	0.349	
ANT 3	Body & Hotspot	QPSK	Mode B	5	Back (Offset)	41055	2636.5	100	0	24.3	22.9	0.740	1.021	0.315	0.435	23.5	0.850	0.362	
ANT 3	Body & Hotspot	QPSK	Mode B	5	Back (Offset)	41490	2680	1	49	24.3	22.9	0.762	1.052	0.327	0.451	23.5	0.875	0.375	
ANT 3	Body & Hotspot	QPSK	Mode B	5	Back (Offset)	41490	2680	50	0	24.3	22.9	0.748	1.033	0.322	0.444	23.5	0.859	0.370	
ANT 3	Hotspot	QPSK	Mode B	5	Edge Right	40620	2593	1	49	24.3	22.8	0.017	0.024	0.008	0.011	23.5	0.020	0.009	
ANT 3	Hotspot	QPSK	Mode B	5	Edge Right	40620	2593	50	0	24.3	22.8	0.016	0.023	0.008	0.011	23.5	0.019	0.009	
ANT 3	Hotspot	QPSK	Mode B	5	Edge Bottom	40620	2593	1	49	24.3	22.8	0.171	0.242	0.076	0.107	23.5	0.201	0.089	
ANT 3	Hotspot	QPSK	Mode B	5	Edge Bottom	40620	2593	50	0	24.3	22.8	0.167	0.236	0.074	0.105	23.5	0.196	0.087	
ANT 3	Hotspot	QPSK	Mode B	5	Edge Left	40620	2593	1	49	24.3	22.8	0.469	0.662	0.214	0.302	23.5	0.551	0.251	
ANT 3	Hotspot	QPSK	Mode B	5	Edge Left	40620	2593	50	0	24.3	22.8	0.463	0.654	0.212	0.299	23.5	0.544	0.249	
Antenna(s)	RF Exposure Condition(s)	Mode(s)	Power Mode(s)	Dist. (mm)	Test Position(s)	Channel	Freq. (MHz)	RB Allocation	RB Offset	Max Output Pwr (dBm)	Meas. (dBm)	1-g Meas. (W/kg)	1-g Scaled (W/kg)	10-g Meas. (W/kg)	10-g Scaled (W/kg)	Max Output Pwr (dBm)	1-g Scaled (W/kg)	10-g Scaled (W/kg)	Plot No.
ANT 4	Head	QPSK	Mode A	0	Left Cheek	39750	2506	1	49	20.7	18.7	0.634	1.005	0.264	0.418	19.9	0.836	0.348	
ANT 4	Head	QPSK	Mode A	0	Left Cheek	39750	2506	50	0	20.7	18.8	0.636	0.985	0.266	0.412	19.9	0.819	0.343	
ANT 4	Head	QPSK	Mode A	0	Left Cheek	39790	2510	100	0	20.7	18.8	0.709	1.098	0.283	0.438	19.9	0.913	0.365	
ANT 4	Head	QPSK	Mode A	0	Left Cheek	40185	2549.5	1	0	20.7	18.7	0.557	0.883	0.229	0.363	19.9	0.734	0.302	
ANT 4	Head	QPSK	Mode A	0	Left Cheek	40185	2549.5	50	0	20.7	18.8	0.519	0.804	0.202	0.313	19.9	0.669	0.260	
ANT 4	Head	QPSK	Mode A	0	Left Cheek	40620	2593	1	49	20.7	18.7	0.747	**1.184**	0.293	0.464	19.9	0.985	0.386	44
ANT 4	Head	QPSK	Mode A	0	Left Cheek	40620	2593	50	0	20.7	18.7	0.738	1.170	0.293	0.464	19.9	0.973	0.386	
ANT 4	Head	QPSK	Mode A	0	Left Cheek	41055	2636.5	1	49	20.7	19.0	0.665	0.984	0.264	0.390	19.9	0.818	0.325	
ANT 4	Head	QPSK	Mode A	0	Left Cheek	41055	2636.5	50	0	20.7	18.9	0.595	0.901	0.226	0.342	19.9	0.749	0.285	
ANT 4	Head	QPSK	Mode A	0	Left Cheek	41055	2636.5	100	0	20.7	19.0	0.774	1.145	0.300	0.444	19.9	0.952	0.369	
ANT 4	Head	QPSK	Mode A	0	Left Cheek	41490	2680	1	49	20.7	18.9	0.743	1.125	0.294	0.445	19.9	0.935	0.370	
ANT 4	Head	QPSK	Mode A	0	Left Cheek	41490	2680	50	0	20.7	18.8	0.736	1.140	0.291	0.451	19.9	0.948	0.375	
ANT 4	Head	QPSK	Mode A	0	Left Tilt	40620	2593	1	49	20.7	18.7	0.143	0.227	0.070	0.111	19.9	0.189	0.092	
ANT 4	Head	QPSK	Mode A	0	Left Tilt	40620	2593	50	0	20.7	18.7	0.141	0.223	0.069	0.109	19.9	0.186	0.091	
ANT 4	Head	QPSK	Mode A	0	Right Cheek	40620	2593	1	49	20.7	18.7	0.180	0.285	0.092	0.146	19.9	0.237	0.121	
ANT 4	Head	QPSK	Mode A	0	Right Cheek	40620	2593	50	0	20.7	18.7	0.178	0.282	0.090	0.143	19.9	0.235	0.119	
ANT 4	Head	QPSK	Mode A	0	Right Tilt	40620	2593	1	49	20.7	18.7	0.069	0.109	0.036	0.057	19.9	0.091	0.047	
ANT 4	Head	QPSK	Mode A	0	Right Tilt	40620	2593	50	0	20.7	18.7	0.069	0.109	0.036	0.057	19.9	0.091	0.047	
ANT 4	Body & Hotspot	QPSK	Mode B	5	Back	40620	2593	1	49	21.5	20.4	0.414	0.533	0.177	0.228	20.7	0.444	0.190	
ANT 4	Body & Hotspot	QPSK	Mode B	5	Back	40620	2593	50	0	21.5	20.4	0.416	0.536	0.179	0.231	20.7	0.446	0.192	
ANT 4	Body & Hotspot	QPSK	Mode B	5	Front	40620	2593	1	49	21.5	20.4	0.386	0.497	0.168	0.216	20.7	0.414	0.180	
ANT 4	Body & Hotspot	QPSK	Mode B	5	Front	40620	2593	50	0	21.5	20.4	0.381	0.491	0.166	0.214	20.7	0.408	0.178	
ANT 4	Hotspot	QPSK	Mode B	5	Edge Top	40620	2593	1	49	21.5	20.4	0.099	0.128	0.042	0.054	20.7	0.106	0.045	
ANT 4	Hotspot	QPSK	Mode B	5	Edge Top	40620	2593	50	0	21.5	20.4	0.097	0.125	0.041	0.053	20.7	0.104	0.044	
ANT 4	Hotspot	QPSK	Mode B	5	Edge Right	39750	2506	1	49	21.5	20.2	0.665	0.897	0.290	0.391	20.7	0.746	0.325	
ANT 4	Hotspot	QPSK	Mode B	5	Edge Right	39750	2506	50	0	21.5	20.3	0.693	0.914	0.301	0.397	20.7	0.760	0.330	
ANT 4	Hotspot	QPSK	Mode B	5	Edge Right	40185	2549.5	1	0	21.5	20.5	0.866	1.090	0.365	0.460	20.7	0.907	0.382	
ANT 4	Hotspot	QPSK	Mode B	5	Edge Right	40185	2549.5	50	0	21.5	20.5	0.886	**1.115**	0.373	0.470	20.7	0.928	0.391	45
ANT 4	Hotspot	QPSK	Mode B	5	Edge Right	40620	2593	1	49	21.5	20.4	0.763	0.983	0.322	0.415	20.7	0.818	0.345	
ANT 4	Hotspot	QPSK	Mode B	5	Edge Right	40620	2593	50	0	21.5	20.4	0.751	0.967	0.317	0.408	20.7	0.805	0.340	
ANT 4	Hotspot	QPSK	Mode B	5	Edge Right	40620	2593	100	0	21.5	20.5	0.769	0.968	0.334	0.420	20.7	0.805	0.350	
ANT 4	Hotspot	QPSK	Mode B	5	Edge Right	41055	2636.5	1	49	21.5	20.4	0.757	0.975	0.324	0.417	20.7	0.811	0.347	
ANT 4	Hotspot	QPSK	Mode B	5	Edge Right	41055	2636.5	50	0	21.5	20.4	0.771	0.993	0.329	0.424	20.7	0.826	0.353	
ANT 4	Hotspot	QPSK	Mode B	5	Edge Right	41490	2680	1	49	21.5	20.5	0.819	1.031	0.346	0.436	20.7	0.858	0.362	
ANT 4	Hotspot	QPSK	Mode B	5	Edge Right	41490	2680	50	0	21.5	20.4	0.824	1.062	0.348	0.448	20.7	0.883	0.373	

This report shall not be reproduced without the written approval of UL Verification Services Inc.

UL CA 41C PC3

														Cellular PS1						Cellular PS2			
Antenna	RF Exposure Condition	Mode	Power Mode(s)	Dist (mm)	Test Position	PCC UL				SCC UL				Max Output Pwr (dBm)	Meas. (dBm)	1-g Meas. (W/kg)	1-g Scaled (W/kg)	10-g Meas. (W/kg)	10-g Scaled (W/kg)	Max Output Pwr (dBm)	1-g Scaled (W/kg)	10-g Scaled (W/kg)	Plot No.
						Channel	Freq. (MHz)	RB Allocation	RB Offset	Channel	Freq. (MHz)	RB Allocation	RB Offset										
ANT 1	Head	QPSK	Mode A	0	Right Cheek	40521	2583.1	1	99	40719	2602.9	1	0	25.7	24.2	0.158	0.223	0.089	0.126	25.7	0.223	0.126	
ANT 1	Body-worn	QPSK	Mode B	10	Back	39750	2506	1	99	39948	2525.8	1	0	25.4	23.9	0.667	0.942	0.300	0.424	24.6	0.784	0.352	
Antenna	RF Exposure Condition	Mode	Power Mode(s)	Dist (mm)	Test Position	PCC UL				SCC UL				Max Output Pwr (dBm)	Meas. (dBm)	1-g Meas. (W/kg)	1-g Scaled (W/kg)	10-g Meas. (W/kg)	10-g Scaled (W/kg)	Max Output Pwr (dBm)	1-g Scaled (W/kg)	10-g Scaled (W/kg)	Plot No.
						Channel	Freq. (MHz)	RB Allocation	RB Offset	Channel	Freq. (MHz)	RB Allocation	RB Offset										
ANT 2	Head	QPSK	Mode A	0	Right Cheek	39790	2510.0	1	99	39988	2529.8	1	0	21.8	20.4	0.466	0.643	0.201	0.277	21.0	0.535	0.231	
ANT 2	Body-worn	QPSK	Mode B	10	Front	40521	2583.1	1	99	40719	2602.9	1	0	23.4	22.1	0.360	0.486	0.161	0.217	22.6	0.404	0.181	
Antenna	RF Exposure Condition	Mode	Power Mode(s)	Dist (mm)	Test Position	PCC UL				SCC UL				Max Output Pwr (dBm)	Meas. (dBm)	1-g Meas. (W/kg)	1-g Scaled (W/kg)	10-g Meas. (W/kg)	10-g Scaled (W/kg)	Max Output Pwr (dBm)	1-g Scaled (W/kg)	10-g Scaled (W/kg)	Plot No.
						Channel	Freq. (MHz)	RB Allocation	RB Offset	Channel	Freq. (MHz)	RB Allocation	RB Offset										
ANT 3	Head	QPSK	Mode A	0	Left Cheek	40521	2583.1	1	99	40719	2602.9	1	0	25.7	23.9	0.202	0.306	0.107	0.162	25.7	0.306	0.162	
ANT 3	Body-worn	QPSK	Mode B	10	Back	40907	2621.7	1	99	41105	2641.5	1	0	24.3	22.4	0.463	0.717	0.186	0.288	23.5	0.596	0.240	
Antenna	RF Exposure Condition	Mode	Power Mode(s)	Dist (mm)	Test Position	PCC UL				SCC UL				Max Output Pwr (dBm)	Meas. (dBm)	1-g Meas. (W/kg)	1-g Scaled (W/kg)	10-g Meas. (W/kg)	10-g Scaled (W/kg)	Max Output Pwr (dBm)	1-g Scaled (W/kg)	10-g Scaled (W/kg)	Plot No.
						Channel	Freq. (MHz)	RB Allocation	RB Offset	Channel	Freq. (MHz)	RB Allocation	RB Offset										
ANT 4	Head	QPSK	Mode A	0	Left Cheek	40521.00	2583.1	1	99	40719	2602.9	1	0	20.7	19.1	0.548	0.792	0.220	0.318	19.9	0.659	0.264	
ANT 4	Body-worn	QPSK	Mode B	10	Back	40521.00	2583.1	1	99	40719	2602.9	1	0	21.5	19.9	0.218	0.315	0.094	0.136	20.7	0.262	0.113	
ANT 4	Hotspot	QPSK	Mode B	10	Edge Right	40136.00	2544.6	1	99	40334	2564.4	1	0	21.5	19.7	0.414	0.627	0.182	0.275	20.7	0.521	0.229	

Note(s):

PCC RB allocation setting for UL CA has been adjusted based on the worst-case power.

UL CA 41C PC2

														Cellular PS1						Cellular PS2			
Antenna	RF Exposure Condition	Mode	Power Mode(s)	Dist (mm)	Test Position	PCC UL				SCC UL				Max Output Pwr (dBm)	Meas. (dBm)	1-g Meas. (W/kg)	1-g Scaled (W/kg)	10-g Meas. (W/kg)	10-g Scaled (W/kg)	Max Output Pwr (dBm)	1-g Scaled (W/kg)	10-g Scaled (W/kg)	Plot No.
						Channel	Freq. (MHz)	RB Allocation	RB Offset	Channel	Freq. (MHz)	RB Allocation	RB Offset										
ANT 1	Head	QPSK	Mode A	0	Right Cheek	40521	2583.1	1	99	40719	2602.9	1	0	28.7	27.5	0.175	0.231	0.098	0.129	28.7	0.231	0.129	
Antenna	RF Exposure Condition	Mode	Power Mode(s)	Dist (mm)	Test Position	PCC UL				SCC UL				Max Output Pwr (dBm)	Meas. (dBm)	1-g Meas. (W/kg)	1-g Scaled (W/kg)	10-g Meas. (W/kg)	10-g Scaled (W/kg)	Max Output Pwr (dBm)	1-g Scaled (W/kg)	10-g Scaled (W/kg)	Plot No.
						Channel	Freq. (MHz)	RB Allocation	RB Offset	Channel	Freq. (MHz)	RB Allocation	RB Offset										
ANT 3	Head	QPSK	Mode A	0	Left Cheek	40521	2583.1	1	99	40719	2602.9	1	0	28.7	27.1	0.202	0.292	0.154	0.223	28.7	0.292	0.223	

Note(s):

PCC RB allocation setting for UL CA has been adjusted based on the worst-case power.

This report shall not be reproduced without the written approval of UL Verification Services Inc.

10.15. LTE Band 41 PC2 (20MHz Bandwidth)

From May 2017 TCB Workshop, SAR tested were performed using Power Class 3. SAR test for Power Class 2 is tested using the highest SAR test configuration in Power Class 3 for each LTE configuration and exposure condition combination. According to the highest time averaged power for UL-DL configurations, configuration # 1 with duty cycle 43.3% is used for Power Class 2 SAR test.
Additional SAR testing for Power Class 2 is not required when:

- The reported SAR vs. output power can be linearly scaled with < 10% discrepancy between power classes and all reported SAR are < 1.4 W/kg

Reported SAR vs. Output Power linearly scaled

Antenna	RF Exposure Condition	Mode(s)	Power Mode(s)	LTE B41 PC2			LTE B41 PC3				Linearly scaled Reported SAR (W/kg)	Linearly scaled (<10%)	Testing Required
				Duty Cycle (%)	Max Output Power	Frame Avg Pwr (mW)	Duty Cycle (%)	Max Output Power	Frame Avg Pwr (mW)	Reported SAR (W/kg)	PC2	PC2	PC2
ANT 1	Head	QPSK	Mode A	43.3%	28.7	321.0	63.3%	25.7	235.2	0.305	0.416	36.4%	Yes
ANT 1	Body & Hotspot	QPSK	Mode B	43.3%	27.4	238.0	63.3%	25.4	219.5	1.148	1.245	8.4%	No
ANT 1	Hotspot	QPSK	Mode B	43.3%	27.4	238.0	63.3%	25.4	219.5	1.148	1.245	8.4%	No
ANT 2	Head	QPSK	Mode A	43.3%	23.8	103.9	63.3%	21.8	95.8	0.741	0.803	8.4%	No
ANT 2	Body & Hotspot	QPSK	Mode B	43.3%	25.4	150.1	63.3%	23.4	138.5	1.153	1.250	8.4%	No
ANT 2	Hotspot	QPSK	Mode B	43.3%	25.4	150.1	63.3%	23.4	138.5	1.153	1.250	8.4%	No
ANT 3	Head	QPSK	Mode A	43.3%	28.7	321.0	63.3%	25.7	235.2	0.371	0.506	36.4%	Yes
ANT 3	Body & Hotspot	QPSK	Mode B	43.3%	26.3	184.7	63.3%	24.3	170.4	1.187	1.287	8.5%	No
ANT 3	Hotspot	QPSK	Mode B	43.3%	26.3	184.7	63.3%	24.3	170.4	1.187	1.287	8.5%	No
ANT 4	Head	QPSK	Mode A	43.3%	20.7	50.9	63.3%	20.7	74.4	1.184	0.810	-31.6%	No
ANT 4	Body & Hotspot	QPSK	Mode B	43.3%	21.5	61.2	63.3%	21.5	89.4	0.536	0.367	-31.5%	No
ANT 4	Hotspot	QPSK	Mode B	43.3%	21.5	61.2	63.3%	21.5	89.4	1.115	0.763	-31.6%	No

Conclusion:

SAR testing for Power Class 2 is required for ANT 1 and ANT 3 Mode A Head only because the PC2 reported SAR vs. output power linearly scaled >10%.

										Cellular PS1						Cellular PS2			
Antenna	RF Exposure Condition	Mode	Power Mode(s)	Dist (mm)	Test Position	Channel	Freq. (MHz)	RB Allocation	RB Offset	Max Output Pwr (dBm)	Meas. (dBm)	1-g Meas. (W/kg)	1-g Scaled (W/kg)	10-g Meas. (W/kg)	10-g Scaled (W/kg)	Max Output Pwr (dBm)	1-g Scaled (W/kg)	10-g Scaled (W/kg)	Plot No.
ANT 1	Head	QPSK	Mode A	0	Right Cheek	40620	2593	1	49	28.7	27.4	0.249	0.336	0.137	0.185	28.7	0.336	0.185	
Antenna	RF Exposure Condition	Mode	Power Mode(s)	Dist (mm)	Test Position	Channel	Freq. (MHz)	RB Allocation	RB Offset	Max Output Pwr (dBm)	Meas. (dBm)	1-g Meas. (W/kg)	1-g Scaled (W/kg)	10-g Meas. (W/kg)	10-g Scaled (W/kg)	Max Output Pwr (dBm)	1-g Scaled (W/kg)	10-g Scaled (W/kg)	Plot No.
ANT 3	Head	QPSK	Mode A	0	Left Cheek	40620	2593	1	99	28.7	27.3	0.278	0.384	0.154	0.213	28.7	0.384	0.213	

This report shall not be reproduced without the written approval of UL Verification Services Inc.

10.16. LTE Band 48 (20MHz Bandwidth)

										Cellular PS1						Cellular PS2			
Antenna(s)	RF Exposure Condition(s)	Mode(s)	Power Mode(s)	Dist. (mm)	Test Position(s)	Channel	Freq. (MHz)	RB Allocation	RB Offset	Max Output Pwr (dBm)	Meas. (dBm)	1-g Meas. (W/kg)	1-g Scaled (W/kg)	10-g Meas. (W/kg)	10-g Scaled (W/kg)	Max Output Pwr (dBm)	1-g Scaled (W/kg)	10-g Scaled (W/kg)	Plot No.
ANT 7	Head	QPSK	Mode A	0	Left Cheek	56207	3646.7	1	0	26.0	24.0	0.056	0.089	0.029	0.046	26.0	0.089	0.046	
ANT 7	Head	QPSK	Mode A	0	Left Cheek	56207	3646.7	50	50	25.0	23.8	0.056	0.074	0.027	0.036	25.0	0.074	0.036	
ANT 7	Head	QPSK	Mode A	0	Left Tilt	56207	3646.7	1	0	26.0	24.0	0.050	0.079	0.020	0.032	26.0	0.079	0.032	
ANT 7	Head	QPSK	Mode A	0	Left Tilt	56207	3646.7	50	50	25.0	23.8	0.054	0.071	0.023	0.030	25.0	0.071	0.030	
ANT 7	Head	QPSK	Mode A	0	Right Cheek	56207	3646.7	1	0	26.0	24.0	0.125	0.198	0.053	0.084	26.0	0.198	0.084	
ANT 7	Head	QPSK	Mode A	0	Right Cheek	56207	3646.7	50	50	25.0	23.8	0.124	0.163	0.053	0.070	25.0	0.163	0.070	
ANT 7	Head	QPSK	Mode A	0	Right Tilt	56207	3646.7	1	0	26.0	24.0	0.028	0.044	0.012	0.019	26.0	0.044	0.019	
ANT 7	Head	QPSK	Mode A	0	Right Tilt	56207	3646.7	50	50	25.0	23.8	0.026	0.034	0.011	0.015	25.0	0.034	0.015	
ANT 7	Body & Hotspot	QPSK	Mode B	5	Back	56207	3646.7	1	49	23.2	21.4	0.365	0.552	0.140	0.212	22.4	0.460	0.176	
ANT 7	Body & Hotspot	QPSK	Mode B	5	Back	56207	3646.7	50	50	23.2	21.5	0.378	0.559	0.143	0.212	22.4	0.465	0.176	
ANT 7	Body & Hotspot	QPSK	Mode B	5	Front	56207	3646.7	1	49	23.2	21.4	0.317	0.480	0.118	0.179	22.4	0.399	0.149	
ANT 7	Body & Hotspot	QPSK	Mode B	5	Front	56207	3646.7	50	50	23.2	21.5	0.315	0.466	0.118	0.175	22.4	0.388	0.145	
ANT 7	Body & Hotspot	QPSK	Mode B	5	Back (Offset)	56207	3646.7	1	49	23.2	21.4	0.437	0.661	0.165	0.250	22.4	0.550	0.208	
ANT 7	Body & Hotspot	QPSK	Mode B	5	Back (Offset)	56207	3646.7	50	50	23.2	21.5	0.430	0.636	0.164	0.243	22.4	0.529	0.202	
ANT 7	Hotspot	QPSK	Mode B	5	Edge Right	55340	3560	1	49	23.2	21.4	0.774	1.171	0.263	0.398	22.4	0.974	0.331	
ANT 7	Hotspot	QPSK	Mode B	5	Edge Right	55340	3560	50	24	23.2	21.4	0.763	1.155	0.258	0.390	22.4	0.961	0.325	
ANT 7	Hotspot	QPSK	Mode B	5	Edge Right	55773	3603.3	1	49	23.2	21.4	0.746	1.129	0.250	0.378	22.4	0.939	0.315	
ANT 7	Hotspot	QPSK	Mode B	5	Edge Right	55773	3603.3	50	24	23.2	21.4	0.731	1.106	0.245	0.371	22.4	0.920	0.308	
ANT 7	Hotspot	QPSK	Mode B	5	Edge Right	56207	3646.7	1	49	23.2	21.4	0.741	1.122	0.247	0.374	22.4	0.933	0.311	
ANT 7	Hotspot	QPSK	Mode B	5	Edge Right	56207	3646.7	50	50	23.2	21.5	0.719	1.063	0.239	0.354	22.4	0.885	0.294	
ANT 7	Hotspot	QPSK	Mode B	5	Edge Right	56640	3690	1	49	23.2	21.6	0.643	0.929	0.218	0.315	22.4	0.773	0.262	
ANT 7	Hotspot	QPSK	Mode B	5	Edge Right	56640	3690	50	0	23.2	21.6	0.656	0.948	0.220	0.318	22.4	0.789	0.264	
ANT 7	Hotspot	QPSK	Mode B	5	Edge Right	56640	3690	100	0	23.2	21.6	0.681	0.984	0.229	0.331	22.4	0.819	0.275	
ANT 7	Hotspot	QPSK	Mode B	5	Edge Bottom	56207	3646.7	1	49	23.2	21.4	0.108	0.163	0.044	0.067	22.4	0.136	0.055	
ANT 7	Hotspot	QPSK	Mode B	5	Edge Bottom	56207	3646.7	50	50	23.2	21.5	0.110	0.163	0.046	0.068	22.4	0.135	0.057	
ANT 7	Hotspot	QPSK	Mode B	5	Edge Left	56207	3646.7	1	49	23.2	21.4	0.024	0.036	0.006	0.009	22.4	0.030	0.008	
ANT 7	Hotspot	QPSK	Mode B	5	Edge Left	56207	3646.7	50	50	23.2	21.5	0.021	0.031	0.005	0.007	22.4	0.026	0.006	
Antenna(s)	RF Exposure Condition(s)	Mode(s)	Power Mode(s)	Dist. (mm)	Test Position(s)	Channel	Freq. (MHz)	RB Allocation	RB Offset	Max Output Pwr (dBm)	Meas. (dBm)	1-g Meas. (W/kg)	1-g Scaled (W/kg)	10-g Meas. (W/kg)	10-g Scaled (W/kg)	Max Output Pwr (dBm)	1-g Scaled (W/kg)	10-g Scaled (W/kg)	Plot No.
ANT 8	Head	QPSK	Mode A	0	Left Cheek	56207	3646.7	1	49	22.8	21.3	0.109	0.154	0.042	0.059	22.5	0.144	0.055	
ANT 8	Head	QPSK	Mode A	0	Left Cheek	56207	3646.7	50	50	22.8	21.3	0.114	0.161	0.045	0.064	22.5	0.150	0.059	
ANT 8	Head	QPSK	Mode A	0	Left Tilt	56207	3646.7	1	49	22.8	21.3	0.043	0.061	0.016	0.023	22.5	0.057	0.021	
ANT 8	Head	QPSK	Mode A	0	Left Tilt	56207	3646.7	50	50	22.8	21.3	0.042	0.059	0.016	0.023	22.5	0.055	0.021	
ANT 8	Head	QPSK	Mode A	0	Right Cheek	55340	3560	1	49	22.8	21.2	0.736	1.064	0.286	0.413	22.5	0.993	0.386	
ANT 8	Head	QPSK	Mode A	0	Right Cheek	55340	3560	50	0	22.8	21.2	0.698	1.009	0.276	0.399	22.5	0.942	0.372	
ANT 8	Head	QPSK	Mode A	0	Right Cheek	55773	3603.3	1	49	22.8	21.3	0.742	1.048	0.271	0.383	22.5	0.978	0.357	
ANT 8	Head	QPSK	Mode A	0	Right Cheek	55773	3603.3	50	24	22.8	21.2	0.709	1.025	0.258	0.373	22.5	0.956	0.348	
ANT 8	Head	QPSK	Mode A	0	Right Cheek	56207	3646.7	1	49	22.8	21.3	0.714	1.009	0.260	0.367	22.5	0.941	0.343	
ANT 8	Head	QPSK	Mode A	0	Right Cheek	56207	3646.7	50	50	22.8	21.3	0.697	0.985	0.253	0.357	22.5	0.919	0.334	
ANT 8	Head	QPSK	Mode A	0	Right Cheek	56207	3646.7	100	0	22.8	21.6	0.800	1.055	0.288	0.380	22.5	0.984	0.354	
ANT 8	Head	QPSK	Mode A	0	Right Cheek	56640	3690	1	49	22.8	21.2	0.642	0.928	0.233	0.337	22.5	0.866	0.314	
ANT 8	Head	QPSK	Mode A	0	Right Cheek	56640	3690	50	0	22.8	21.2	0.640	0.925	0.233	0.337	22.5	0.863	0.314	
ANT 8	Head	QPSK	Mode A	0	Right Tilt	56207	3646.7	1	49	22.8	21.3	0.167	0.236	0.069	0.097	22.5	0.220	0.091	
ANT 8	Head	QPSK	Mode A	0	Right Tilt	56207	3646.7	50	50	22.8	21.3	0.161	0.227	0.066	0.093	22.5	0.212	0.087	
ANT 8	Body & Hotspot	QPSK	Mode B	5	Back	56207	3646.7	1	49	20.5	19.2	0.452	0.610	0.173	0.233	19.7	0.507	0.194	
ANT 8	Body & Hotspot	QPSK	Mode B	5	Back	56207	3646.7	50	50	20.5	19.3	0.462	0.609	0.177	0.233	19.7	0.507	0.194	
ANT 8	Body & Hotspot	QPSK	Mode B	5	Front	56207	3646.7	1	49	20.5	19.2	0.159	0.214	0.059	0.080	19.7	0.178	0.066	
ANT 8	Body & Hotspot	QPSK	Mode B	5	Front	56207	3646.7	50	50	20.5	19.3	0.166	0.219	0.064	0.084	19.7	0.182	0.070	
ANT 8	Hotspot	QPSK	Mode B	5	Edge Top	56207	3646.7	1	49	20.5	19.2	0.077	0.104	0.030	0.040	19.7	0.086	0.034	
ANT 8	Hotspot	QPSK	Mode B	5	Edge Top	56207	3646.7	50	50	20.5	19.3	0.078	0.103	0.031	0.041	19.7	0.086	0.034	
ANT 8	Hotspot	QPSK	Mode B	5	Edge Right	56207	3646.7	1	49	20.5	19.2	0.004	0.005	0.000	0.000	19.7	0.004	0.000	
ANT 8	Hotspot	QPSK	Mode B	5	Edge Right	56207	3646.7	50	50	20.5	19.3	0.007	0.009	0.000	0.000	19.7	0.008	0.000	
ANT 8	Hotspot	QPSK	Mode B	5	Edge Left	56207	3646.7	1	49	20.5	19.2	0.573	0.773	0.206	0.278	19.7	0.643	0.231	
ANT 8	Hotspot	QPSK	Mode B	5	Edge Left	56207	3646.7	50	50	20.5	19.3	0.553	0.729	0.198	0.261	19.7	0.606	0.217	
Antenna(s)	RF Exposure Condition(s)	Mode(s)	Power Mode(s)	Dist. (mm)	Test Position(s)	Channel	Freq. (MHz)	RB Allocation	RB Offset	Max Output Pwr (dBm)	Meas. (dBm)	1-g Meas. (W/kg)	1-g Scaled (W/kg)	10-g Meas. (W/kg)	10-g Scaled (W/kg)	Max Output Pwr (dBm)	1-g Scaled (W/kg)	10-g Scaled (W/kg)	Plot No.
ANT 9	Head	QPSK	Mode A	0	Left Cheek	56207	3646.7	1	49	26.0	24.1	0.097	0.150	0.043	0.067	26.0	0.150	0.067	
ANT 9	Head	QPSK	Mode A	0	Left Cheek	56207	3646.7	50	24	25.0	23.9	0.097	0.125	0.044	0.057	25.0	0.125	0.057	
ANT 9	Head	QPSK	Mode A	0	Left Tilt	56207	3646.7	1	49	26.0	24.1	0.038	0.059	0.016	0.025	26.0	0.059	0.025	
ANT 9	Head	QPSK	Mode A	0	Left Tilt	56207	3646.7	50	24	25.0	23.9	0.036	0.046	0.014	0.018	25.0	0.046	0.018	
ANT 9	Head	QPSK	Mode A	0	Right Cheek	56207	3646.7	1	49	26.0	24.1	0.097	0.150	0.042	0.065	26.0	0.150	0.065	
ANT 9	Head	QPSK	Mode A	0	Right Cheek	56207	3646.7	50	24	25.0	23.9	0.092	0.119	0.040	0.052	25.0	0.119	0.052	
ANT 9	Head	QPSK	Mode A	0	Right Tilt	56207	3646.7	1	49	26.0	24.1	0.084	0.130	0.034	0.053	26.0	0.130	0.053	
ANT 9	Head	QPSK	Mode A	0	Right Tilt	56207	3646.7	50	24	25.0	23.9	0.079	0.102	0.032	0.041	25.0	0.102	0.041	
ANT 9	Body & Hotspot	QPSK	Mode B	5	Back	56207	3646.7	1	49	24.7	23.3	0.394	0.544	0.161	0.222	23.9	0.452	0.185	
ANT 9	Body & Hotspot	QPSK	Mode B	5	Back	56207	3646.7	50	0	24.7	23.2	0.399	0.564	0.162	0.229	23.9	0.469	0.190	
ANT 9	Body & Hotspot	QPSK	Mode B	5	Front	56207	3646.7	1	49	24.7	23.3	0.377	0.520	0.139	0.192	23.9	0.433	0.160	
ANT 9	Body & Hotspot	QPSK	Mode B	5	Front	56207	3646.7	50	0	24.7	23.2	0.380	0.537	0.141	0.199	23.9	0.446	0.166	
ANT 9	Body & Hotspot	QPSK	Mode B	5	Back (Offset)	56207	3646.7	1	49	24.7	23.3	0.417	0.576	0.170	0.235	23.9	0.479	0.195	
ANT 9	Body & Hotspot	QPSK	Mode B	5	Back (Offset)	56207	3646.7	50	0	24.7	23.2	0.414	0.585	0.170	0.240	23.9	0.486	0.200	
ANT 9	Hotspot	QPSK	Mode B	5	Edge Right	56207	3646.7	1	49	24.7	23.3	0.006	0.008	0.000	0.000	23.9	0.007	0.000	
ANT 9	Hotspot	QPSK	Mode B	5	Edge Right	56207	3646.7	50	0	24.7	23.2	0.006	0.008	0.000	0.000	23.9	0.007	0.000	
ANT 9	Hotspot	QPSK	Mode B	5	Edge Bottom	56207	3646.7	1	49	24.7	23.3	0.495	0.683	0.226	0.312	23.9	0.568	0.259	
ANT 9	Hotspot	QPSK	Mode B	5	Edge Bottom	56207	3646.7	50	0	24.7	23.2	0.505	0.713	0.230	0.325	23.9	0.593	0.270	
ANT 9	Hotspot	QPSK	Mode B	5	Edge Left	55340	3560	1	49	24.7	23.0	0.800	**1.183**	0.280	0.414	23.9	0.984	0.344	46
ANT 9	Hotspot	QPSK	Mode B	5	Edge Left	55340	3560	50	0	24.7	23.1	0.791	1.143	0.277	0.400	23.9	0.951	0.333	
ANT 9	Hotspot	QPSK	Mode B	5	Edge Left	55773	3603.3	1	49	24.7	23.0	0.730	1.080	0.250	0.370	23.9	0.898	0.308	
ANT 9	Hotspot	QPSK	Mode B	5	Edge Left	55773	3603.3	50	0	24.7	23.1	0.718	1.038	0.246	0.356	23.9	0.863	0.296	
ANT 9	Hotspot	QPSK	Mode B	5	Edge Left	56207	3646.7	1	49	24.7	23.3	0.787	1.086	0.274	0.378	23.9	0.904	0.315	
ANT 9	Hotspot	QPSK	Mode B	5	Edge Left	56207	3646.7	50	0	24.7	23.2	0.786	1.110	0.274	0.387	23.9	0.923	0.322	
ANT 9	Hotspot	QPSK	Mode B	5	Edge Left	56207	3646.7	100	0	24.7	23.3	0.788	1.088	0.275	0.380	23.9	0.905	0.316	
ANT 9	Hotspot	QPSK	Mode B	5	Edge Left	56640	3690	1	49	24.7	22.9	0.752	1.138	0.264	0.400	23.9	0.947	0.332	
ANT 9	Hotspot	QPSK	Mode B	5	Edge Left	56640	3690	50	0	24.7	23.0	0.744	1.100	0.261	0.386	23.9	0.915	0.321	

This report shall not be reproduced without the written approval of UL Verification Services Inc.

										Cellular PS1						Cellular PS2			
Antenna(s)	RF Exposure Condition(s)	Mode(s)	Power Mode(s)	Dist. (mm)	Test Position(s)	Channel	Freq. (MHz)	RB Allocation	RB Offset	Max Output Pwr (dBm)	Meas. (dBm)	1-g Meas. (W/kg)	1-g Scaled (W/kg)	10-g Meas. (W/kg)	10-g Scaled (W/kg)	Max Output Pwr (dBm)	1-g Scaled (W/kg)	10-g Scaled (W/kg)	Plot No.
ANT 4	Head	QPSK	Mode A	0	Left Cheek	55340	3560	1	49	21.1	19.5	0.814	**1.177**	0.319	0.461	20.3	0.979	0.384	47
ANT 4	Head	QPSK	Mode A	0	Left Cheek	55340	3560	50	0	21.1	19.3	0.733	1.109	0.291	0.440	20.3	0.923	0.366	
ANT 4	Head	QPSK	Mode A	0	Left Cheek	55773	3603.3	1	49	21.1	19.5	0.557	0.805	0.215	0.311	20.3	0.670	0.258	
ANT 4	Head	QPSK	Mode A	0	Left Cheek	55773	3603.3	50	50	21.1	19.5	0.650	0.940	0.255	0.369	20.3	0.781	0.307	
ANT 4	Head	QPSK	Mode A	0	Left Cheek	56207	3646.7	1	49	21.1	19.5	0.672	0.971	0.262	0.379	20.3	0.808	0.315	
ANT 4	Head	QPSK	Mode A	0	Left Cheek	56207	3646.7	50	0	21.1	19.5	0.637	0.921	0.249	0.360	20.3	0.766	0.299	
ANT 4	Head	QPSK	Mode A	0	Left Cheek	56207	3646.7	100	0	21.1	19.6	0.666	0.941	0.255	0.360	20.3	0.782	0.300	
ANT 4	Head	QPSK	Mode A	0	Left Cheek	56640	3690	1	49	21.1	19.5	0.542	0.783	0.216	0.312	20.3	0.652	0.260	
ANT 4	Head	QPSK	Mode A	0	Left Cheek	56640	3690	50	0	21.1	19.5	0.632	0.914	0.248	0.358	20.3	0.760	0.298	
ANT 4	Head	QPSK	Mode A	0	Left Tilt	56207	3646.7	1	49	21.1	19.5	0.239	0.345	0.091	0.132	20.3	0.287	0.109	
ANT 4	Head	QPSK	Mode A	0	Left Tilt	56207	3646.7	50	0	21.1	19.5	0.242	0.350	0.093	0.134	20.3	0.291	0.112	
ANT 4	Head	QPSK	Mode A	0	Right Cheek	56207	3646.7	1	49	21.1	19.5	0.122	0.176	0.057	0.082	20.3	0.147	0.069	
ANT 4	Head	QPSK	Mode A	0	Right Cheek	56207	3646.7	50	0	21.1	19.5	0.122	0.176	0.057	0.082	20.3	0.147	0.069	
ANT 4	Head	QPSK	Mode A	0	Right Tilt	56207	3646.7	1	49	21.1	19.5	0.089	0.129	0.037	0.053	20.3	0.107	0.044	
ANT 4	Head	QPSK	Mode A	0	Right Tilt	56207	3646.7	50	0	21.1	19.5	0.090	0.130	0.037	0.053	20.3	0.108	0.044	
ANT 4	Body & Hotspot	QPSK	Mode B	5	Back	55340	3560	1	0	22.5	20.6	0.702	1.087	0.275	0.426	21.7	0.904	0.354	
ANT 4	Body & Hotspot	QPSK	Mode B	5	Back	55340	3560	50	0	22.5	20.6	0.698	1.081	0.273	0.423	21.7	0.899	0.352	
ANT 4	Body & Hotspot	QPSK	Mode B	5	Back	55773	3603.3	1	0	22.5	20.5	0.729	1.155	0.283	0.449	21.7	0.961	0.373	
ANT 4	Body & Hotspot	QPSK	Mode B	5	Back	55773	3603.3	50	0	22.5	20.6	0.750	**1.162**	0.295	0.457	21.7	0.966	0.380	48
ANT 4	Body & Hotspot	QPSK	Mode B	5	Back	56207	3646.7	1	0	22.5	20.5	0.559	0.886	0.214	0.339	21.7	0.737	0.282	
ANT 4	Body & Hotspot	QPSK	Mode B	5	Back	56207	3646.7	50	0	22.5	20.5	0.568	0.900	0.218	0.346	21.7	0.749	0.287	
ANT 4	Body & Hotspot	QPSK	Mode B	5	Back	56207	3646.7	100	0	22.5	20.6	0.580	0.898	0.223	0.345	21.7	0.747	0.287	
ANT 4	Body & Hotspot	QPSK	Mode B	5	Back	56640	3690	1	0	22.5	20.5	0.677	1.073	0.260	0.412	21.7	0.892	0.343	
ANT 4	Body & Hotspot	QPSK	Mode B	5	Back	56640	3690	50	0	22.5	20.5	0.684	1.084	0.263	0.417	21.7	0.902	0.347	
ANT 4	Body & Hotspot	QPSK	Mode B	5	Front	56207	3646.7	1	0	22.5	20.5	0.225	0.357	0.089	0.141	21.7	0.297	0.117	
ANT 4	Body & Hotspot	QPSK	Mode B	5	Front	56207	3646.7	50	0	22.5	20.5	0.232	0.368	0.091	0.144	21.7	0.306	0.120	
ANT 4	Hotspot	QPSK	Mode B	5	Edge Top	56207	3646.7	1	0	22.5	20.5	0.064	0.101	0.028	0.044	21.7	0.084	0.037	
ANT 4	Hotspot	QPSK	Mode B	5	Edge Top	56207	3646.7	50	0	22.5	20.5	0.064	0.101	0.028	0.044	21.7	0.084	0.037	
ANT 4	Hotspot	QPSK	Mode B	5	Edge Right	55340	3560	1	0	22.5	20.6	0.726	1.124	0.272	0.421	21.7	0.935	0.350	
ANT 4	Hotspot	QPSK	Mode B	5	Edge Right	55340	3560	50	0	22.5	20.6	0.727	1.126	0.275	0.426	21.7	0.937	0.354	
ANT 4	Hotspot	QPSK	Mode B	5	Edge Right	55773	3603.3	1	0	22.5	20.5	0.692	1.097	0.253	0.401	21.7	0.912	0.334	
ANT 4	Hotspot	QPSK	Mode B	5	Edge Right	55773	3603.3	50	0	22.5	20.6	0.673	1.042	0.246	0.381	21.7	0.867	0.317	
ANT 4	Hotspot	QPSK	Mode B	5	Edge Right	56207	3646.7	1	0	22.5	20.5	0.646	1.024	0.240	0.380	21.7	0.852	0.316	
ANT 4	Hotspot	QPSK	Mode B	5	Edge Right	56207	3646.7	50	0	22.5	20.5	0.660	1.046	0.246	0.390	21.7	0.870	0.324	
ANT 4	Hotspot	QPSK	Mode B	5	Edge Right	56207	3646.7	100	0	22.5	20.6	0.655	1.014	0.244	0.378	21.7	0.844	0.314	
ANT 4	Hotspot	QPSK	Mode B	5	Edge Right	56640	3690	1	0	22.5	20.5	0.563	0.892	0.207	0.328	21.7	0.742	0.273	
ANT 4	Hotspot	QPSK	Mode B	5	Edge Right	56640	3690	50	0	22.5	20.5	0.578	0.916	0.213	0.338	21.7	0.762	0.281	
ANT 4	Hotspot	QPSK	Mode B	5	Edge Left	56207	3646.7	1	0	22.5	20.5	0.014	0.022	0.006	0.010	21.7	0.018	0.008	
ANT 4	Hotspot	QPSK	Mode B	5	Edge Left	56207	3646.7	50	0	22.5	20.5	0.016	0.025	0.007	0.011	21.7	0.021	0.009	

UL CA 48C

																Cellular PS1						Cellular PS2			
Antenna	RF Exposure Condition	Mode	Power Mode(s)	Dist (mm)	Test Position	PCC UL				SCC UL				Max Output Pwr (dBm)	Meas. (dBm)	1-g Meas. (W/kg)	1-g Scaled (W/kg)	10-g Meas. (W/kg)	10-g Scaled (W/kg)	Max Output Pwr (dBm)	1-g Scaled (W/kg)	10-g Scaled (W/kg)	Plot No.
						Channel	Freq. (MHz)	RB Allocation	RB Offset	Channel	Freq. (MHz)	RB Allocation	RB Offset										
ANT 1	Head	QPSK	Mode A	0	Right Cheek	56075	3633.5	1	99	56273	3653.3	1	0	25.0	23.2	0.072	0.109	0.023	0.035	25.0	0.109	0.035	
ANT 1	Body-worn	QPSK	Mode B	10	Back (Offset)	56075	3633.5	1	99	56273	3653.3	1	0	23.2	21.5	0.299	0.442	0.110	0.163	22.4	0.368	0.135	
ANT 1	Hotspot	QPSK	Mode B	10	Edge Right	55340.00	3560	1	99	55538	3579.8	1	0	23.2	21.4	0.571	0.864	0.190	0.288	22.4	0.719	0.239	
Antenna	RF Exposure Condition	Mode	Power Mode(s)	Dist (mm)	Test Position	PCC UL				SCC UL				Max Output Pwr (dBm)	Meas. (dBm)	1-g Meas. (W/kg)	1-g Scaled (W/kg)	10-g Meas. (W/kg)	10-g Scaled (W/kg)	Max Output Pwr (dBm)	1-g Scaled (W/kg)	10-g Scaled (W/kg)	Plot No.
						Channel	Freq. (MHz)	RB Allocation	RB Offset	Channel	Freq. (MHz)	RB Allocation	RB Offset										
ANT 2	Head	QPSK	Mode A	0	Right Cheek	56075	3633.5	1	99	56273	3653.3	1	0	22.8	21.2	0.388	0.561	0.145	0.210	22.5	0.523	0.196	
ANT 2	Body-worn	QPSK	Mode B	10	Back	56075	3633.5	1	99	56273	3653.3	1	0	20.5	18.9	0.300	0.434	0.113	0.163	19.7	0.361	0.136	
ANT 2	Hotspot	QPSK	Mode B	10	Edge Left	56075.00	3633.5	1	99	56273	3653.3	1	0	20.5	18.9	0.299	0.432	0.101	0.146	19.7	0.359	0.121	
Antenna	RF Exposure Condition	Mode	Power Mode(s)	Dist (mm)	Test Position	PCC UL				SCC UL				Max Output Pwr (dBm)	Meas. (dBm)	1-g Meas. (W/kg)	1-g Scaled (W/kg)	10-g Meas. (W/kg)	10-g Scaled (W/kg)	Max Output Pwr (dBm)	1-g Scaled (W/kg)	10-g Scaled (W/kg)	Plot No.
						Channel	Freq. (MHz)	RB Allocation	RB Offset	Channel	Freq. (MHz)	RB Allocation	RB Offset										
ANT 3	Head	QPSK	Mode A	0	Left Cheek	56075	3633.5	1	99	56273	3653.3	1	0	25.0	23.4	0.095	0.137	0.044	0.064	25.0	0.137	0.064	
ANT 3	Body-worn	QPSK	Mode B	10	Back (Offset)	56075	3633.5	1	99	56273	3653.3	1	0	24.7	23.1	0.223	0.322	0.094	0.136	23.9	0.268	0.113	
ANT 3	Hotspot	QPSK	Mode B	10	Edge Left	55340.00	3560	1	99	55538	3579.8	1	0	24.7	23.0	0.286	0.423	0.096	0.142	23.9	0.352	0.118	
Antenna	RF Exposure Condition	Mode	Power Mode(s)	Dist (mm)	Test Position	PCC UL				SCC UL				Max Output Pwr (dBm)	Meas. (dBm)	1-g Meas. (W/kg)	1-g Scaled (W/kg)	10-g Meas. (W/kg)	10-g Scaled (W/kg)	Max Output Pwr (dBm)	1-g Scaled (W/kg)	10-g Scaled (W/kg)	Plot No.
						Channel	Freq. (MHz)	RB Allocation	RB Offset	Channel	Freq. (MHz)	RB Allocation	RB Offset										
ANT 4	Head	QPSK	Mode A	0	Left Cheek	55340.00	3560	1	99	55538	3579.8	1	0	21.1	19.5	0.528	0.763	0.197	0.285	20.3	0.635	0.237	
ANT 4	Body-worn	QPSK	Mode B	10	Back	55707.00	3596.7	1	99	55905	3616.5	1	0	22.5	21.1	0.494	0.682	0.192	0.265	21.7	0.567	0.220	

Note(s):

PCC RB allocation setting for UL CA has been adjusted based on the worst-case power.
Additional SAR for UL CA PC2 is not required. Test reduction has been applied based on standalone SAR.

This report shall not be reproduced without the written approval of UL Verification Services Inc.

10.17. LTE Band 53 (10MHz Bandwidth)

										Cellular PS1						Cellular PS2			
Antenna(s)	RF Exposure Condition(s)	Mode(s)	Power Mode(s)	Dist. (mm)	Test Position(s)	Channel	Freq. (MHz)	RB Allocation	RB Offset	Max Output Pwr (dBm)	Meas. (dBm)	1-g Meas. (W/kg)	1-g Scaled (W/kg)	10-g Meas. (W/kg)	10-g Scaled (W/kg)	Max Output Pwr (dBm)	1-g Scaled (W/kg)	10-g Scaled (W/kg)	Plot No.
ANT 3	Head	QPSK	Mode A	0	Left Cheek	60197	2489.2	1	25	20.7	19.2	0.200	0.283	0.112	0.158	20.7	0.283	0.158	
ANT 3	Head	QPSK	Mode A	0	Left Cheek	60197	2489.2	25	12	20.7	19.2	0.191	0.270	0.106	0.150	20.7	0.270	0.150	
ANT 3	Head	QPSK	Mode A	0	Left Tilt	60197	2489.2	1	25	20.7	19.2	0.084	0.119	0.046	0.065	20.7	0.119	0.065	
ANT 3	Head	QPSK	Mode A	0	Left Tilt	60197	2489.2	25	12	20.7	19.2	0.088	0.124	0.048	0.068	20.7	0.124	0.068	
ANT 3	Head	QPSK	Mode A	0	Right Cheek	60197	2489.2	1	25	20.7	19.2	0.115	0.162	0.065	0.092	20.7	0.162	0.092	
ANT 3	Head	QPSK	Mode A	0	Right Cheek	60197	2489.2	25	12	20.7	19.2	0.110	0.155	0.062	0.088	20.7	0.155	0.088	
ANT 3	Head	QPSK	Mode A	0	Right Tilt	60197	2489.2	1	25	20.7	19.2	0.136	0.192	0.067	0.095	20.7	0.192	0.095	
ANT 3	Head	QPSK	Mode A	0	Right Tilt	60197	2489.2	25	12	20.7	19.2	0.135	0.191	0.069	0.097	20.7	0.191	0.097	
ANT 3	Body & Hotspot	QPSK	Mode B	5	Back	60197	2489.2	1	25	20.7	19.2	0.409	**0.578**	0.185	0.261	20.7	0.578	0.261	49
ANT 3	Body & Hotspot	QPSK	Mode B	5	Back	60197	2489.2	25	12	20.7	19.2	0.407	0.575	0.184	0.260	20.7	0.575	0.260	
ANT 3	Body & Hotspot	QPSK	Mode B	5	Front	60197	2489.2	1	25	20.7	19.2	0.163	0.230	0.089	0.126	20.7	0.230	0.126	
ANT 3	Body & Hotspot	QPSK	Mode B	5	Front	60197	2489.2	25	12	20.7	19.2	0.162	0.229	0.088	0.124	20.7	0.229	0.124	
ANT 3	Body & Hotspot	QPSK	Mode B	5	Back (Offset)	60197	2489.2	1	25	20.7	19.2	0.311	0.439	0.152	0.215	20.7	0.439	0.215	
ANT 3	Body & Hotspot	QPSK	Mode B	5	Back (Offset)	60197	2489.2	25	12	20.7	19.2	0.309	0.436	0.151	0.213	20.7	0.436	0.213	
ANT 3	Hotspot	QPSK	Mode B	5	Edge Right	60197	2489.2	1	25	20.7	19.2	0.005	0.007	0.002	0.003	20.7	0.007	0.003	
ANT 3	Hotspot	QPSK	Mode B	5	Edge Right	60197	2489.2	25	12	20.7	19.2	0.006	0.008	0.002	0.003	20.7	0.008	0.003	
ANT 3	Hotspot	QPSK	Mode B	5	Edge Bottom	60197	2489.2	1	25	20.7	19.2	0.066	0.093	0.030	0.042	20.7	0.093	0.042	
ANT 3	Hotspot	QPSK	Mode B	5	Edge Bottom	60197	2489.2	25	12	20.7	19.2	0.065	0.092	0.028	0.040	20.7	0.092	0.040	
ANT 3	Hotspot	QPSK	Mode B	5	Edge Left	60197	2489.2	1	25	20.7	19.2	0.278	0.393	0.132	0.186	20.7	0.393	0.186	
ANT 3	Hotspot	QPSK	Mode B	5	Edge Left	60197	2489.2	25	12	19.7	19.2	0.285	0.320	0.135	0.151	20.7	0.403	0.191	
Antenna(s)	RF Exposure Condition(s)	Mode(s)	Power Mode(s)	Dist. (mm)	Test Position(s)	Channel	Freq. (MHz)	RB Allocation	RB Offset	Max Output Pwr (dBm)	Meas. (dBm)	1-g Meas. (W/kg)	1-g Scaled (W/kg)	10-g Meas. (W/kg)	10-g Scaled (W/kg)	Max Output Pwr (dBm)	1-g Scaled (W/kg)	10-g Scaled (W/kg)	Plot No.
ANT 4	Head	QPSK	Mode A	0	Left Cheek	60197	2489.2	1	25	20.7	18.9	0.579	**0.876**	0.241	0.365	20.7	0.876	0.365	50
ANT 4	Head	QPSK	Mode A	0	Left Cheek	60197	2489.2	25	0	20.7	18.9	0.546	0.826	0.227	0.344	20.7	0.826	0.344	
ANT 4	Head	QPSK	Mode A	0	Left Tilt	60197	2489.2	1	25	20.7	18.9	0.143	0.216	0.055	0.083	20.7	0.216	0.083	
ANT 4	Head	QPSK	Mode A	0	Left Tilt	60197	2489.2	25	0	20.7	18.9	0.140	0.212	0.054	0.082	20.7	0.212	0.082	
ANT 4	Head	QPSK	Mode A	0	Right Cheek	60197	2489.2	1	25	20.7	18.9	0.151	0.229	0.077	0.117	20.7	0.229	0.117	
ANT 4	Head	QPSK	Mode A	0	Right Cheek	60197	2489.2	25	0	20.7	18.9	0.146	0.221	0.075	0.114	20.7	0.221	0.114	
ANT 4	Head	QPSK	Mode A	0	Right Tilt	60197	2489.2	1	25	20.7	18.9	0.057	0.086	0.029	0.044	20.7	0.086	0.044	
ANT 4	Head	QPSK	Mode A	0	Right Tilt	60197	2489.2	25	0	20.7	18.9	0.055	0.083	0.028	0.042	20.7	0.083	0.042	
ANT 4	Body & Hotspot	QPSK	Mode B	5	Back	60197	2489.2	1	25	20.7	19.4	0.342	0.461	0.151	0.204	20.7	0.461	0.204	
ANT 4	Body & Hotspot	QPSK	Mode B	5	Back	60197	2489.2	25	0	20.7	19.3	0.340	0.469	0.151	0.208	20.7	0.469	0.208	
ANT 4	Body & Hotspot	QPSK	Mode B	5	Front	60197	2489.2	1	25	20.7	19.4	0.236	0.318	0.106	0.143	20.7	0.318	0.143	
ANT 4	Body & Hotspot	QPSK	Mode B	5	Front	60197	2489.2	25	0	20.7	19.3	0.235	0.324	0.106	0.146	20.7	0.324	0.146	
ANT 4	Hotspot	QPSK	Mode B	5	Edge Top	60197	2489.2	1	25	20.7	19.4	0.091	0.123	0.033	0.045	20.7	0.123	0.045	
ANT 4	Hotspot	QPSK	Mode B	5	Edge Top	60197	2489.2	25	0	20.7	19.3	0.078	0.108	0.028	0.039	20.7	0.108	0.039	
ANT 4	Hotspot	QPSK	Mode B	5	Edge Right	60197	2489.2	1	25	20.7	19.4	0.476	0.642	0.206	0.278	20.7	0.642	0.278	
ANT 4	Hotspot	QPSK	Mode B	5	Edge Right	60197	2489.2	25	0	20.7	19.3	0.466	**0.643**	0.202	0.279	20.7	0.643	0.279	51

This report shall not be reproduced without the written approval of UL Verification Services Inc.

10.18. LTE Band 66 (20MHz Bandwidth)

										Cellular PS1						Cellular PS2			
Antenna(s)	RF Exposure Condition(s)	Mode(s)	Power Mode(s)	Dist. (mm)	Test Position(s)	Channel	Freq. (MHz)	RB Allocation	RB Offset	Max Output Pwr (dBm)	Meas. (dBm)	1-g Meas. (W/kg)	1-g Scaled (W/kg)	10-g Meas. (W/kg)	10-g Scaled (W/kg)	Max Output Pwr (dBm)	1-g Scaled (W/kg)	10-g Scaled (W/kg)	Plot No.
ANT 1	Head	QPSK	Mode A	0	Left Cheek	132322	1745	1	49	25.7	24.5	0.130	0.171	0.090	0.119	25.7	0.171	0.119	
ANT 1	Head	QPSK	Mode A	0	Left Cheek	132322	1745	50	50	24.7	24.5	0.124	0.130	0.085	0.089	24.7	0.130	0.089	
ANT 1	Head	QPSK	Mode A	0	Left Tilt	132322	1745	1	49	25.7	24.5	0.093	0.123	0.061	0.080	25.7	0.123	0.080	
ANT 1	Head	QPSK	Mode A	0	Left Tilt	132322	1745	50	50	24.7	24.5	0.087	0.091	0.057	0.060	24.7	0.091	0.060	
ANT 1	Head	QPSK	Mode A	0	Right Cheek	132322	1745	1	49	25.7	24.5	0.242	0.319	0.160	0.211	25.7	0.319	0.211	
ANT 1	Head	QPSK	Mode A	0	Right Cheek	132322	1745	50	50	24.7	24.5	0.232	0.243	0.153	0.160	24.7	0.243	0.160	
ANT 1	Head	QPSK	Mode A	0	Right Tilt	132322	1745	1	49	25.7	24.5	0.101	0.133	0.069	0.091	25.7	0.133	0.091	
ANT 1	Head	QPSK	Mode A	0	Right Tilt	132322	1745	50	50	24.7	24.5	0.096	0.101	0.066	0.069	24.7	0.101	0.069	
ANT 1	Body & Hotspot	QPSK	Mode B	5	Back	132072	1720	1	49	22.7	21.3	0.812	1.121	0.433	0.598	21.9	0.932	0.497	
ANT 1	Body & Hotspot	QPSK	Mode B	5	Back	132072	1720	50	24	22.7	21.4	0.782	1.055	0.417	0.563	21.9	0.877	0.468	
ANT 1	Body & Hotspot	QPSK	Mode B	5	Back	132322	1745	1	49	22.7	21.6	0.767	0.988	0.408	0.526	21.9	0.822	0.437	
ANT 1	Body & Hotspot	QPSK	Mode B	5	Back	132322	1745	50	50	22.7	21.6	0.760	0.979	0.410	0.528	21.9	0.814	0.439	
ANT 1	Body & Hotspot	QPSK	Mode B	5	Back	132322	1745	100	0	22.7	21.5	0.829	1.093	0.442	0.583	21.9	0.909	0.485	
ANT 1	Body & Hotspot	QPSK	Mode B	5	Back	132572	1770	1	49	22.7	21.4	0.805	1.086	0.424	0.572	21.9	0.903	0.476	
ANT 1	Body & Hotspot	QPSK	Mode B	5	Back	132572	1770	50	24	22.7	21.4	0.818	1.103	0.432	0.583	21.9	0.918	0.485	
ANT 1	Body & Hotspot	QPSK	Mode B	5	Front	132322	1745	1	49	22.7	21.6	0.537	0.692	0.301	0.388	21.9	0.575	0.323	
ANT 1	Body & Hotspot	QPSK	Mode B	5	Front	132322	1745	50	50	22.7	21.6	0.535	0.689	0.299	0.385	21.9	0.573	0.320	
ANT 1	Body & Hotspot	QPSK	Mode B	5	Back (Offset)	132072	1720	1	49	22.7	21.3	0.792	1.093	0.418	0.577	21.9	0.909	0.480	
ANT 1	Body & Hotspot	QPSK	Mode B	5	Back (Offset)	132072	1720	50	24	22.7	21.4	0.785	1.059	0.412	0.556	21.9	0.881	0.462	
ANT 1	Body & Hotspot	QPSK	Mode B	5	Back (Offset)	132322	1745	1	49	22.7	21.6	0.814	1.049	0.430	0.554	21.9	0.872	0.461	
ANT 1	Body & Hotspot	QPSK	Mode B	5	Back (Offset)	132322	1745	50	50	22.7	21.6	0.821	1.058	0.432	0.557	21.9	0.880	0.463	
ANT 1	Body & Hotspot	QPSK	Mode B	5	Back (Offset)	132322	1745	100	0	22.7	21.5	0.820	1.081	0.431	0.568	21.9	0.899	0.473	
ANT 1	Body & Hotspot	QPSK	Mode B	5	Back (Offset)	132572	1770	1	49	22.7	21.4	0.798	1.076	0.409	0.552	21.9	0.895	0.459	
ANT 1	Body & Hotspot	QPSK	Mode B	5	Back (Offset)	132572	1770	50	24	22.7	21.4	0.797	1.075	0.410	0.553	21.9	0.894	0.460	
ANT 1	Hotspot	QPSK	Mode B	5	Edge Right	132072	1720	50	24	22.7	21.4	0.548	0.739	0.288	0.389	21.9	0.615	0.323	
ANT 1	Hotspot	QPSK	Mode B	5	Edge Right	132322	1745	1	49	22.7	21.6	0.611	0.787	0.327	0.421	21.9	0.655	0.350	
ANT 1	Hotspot	QPSK	Mode B	5	Edge Right	132322	1745	50	50	22.7	21.6	0.636	0.819	0.342	0.441	21.9	0.681	0.366	
ANT 1	Hotspot	QPSK	Mode B	5	Edge Right	132572	1770	50	24	22.7	21.4	0.594	0.801	0.315	0.425	21.9	0.666	0.353	
ANT 1	Hotspot	QPSK	Mode B	5	Edge Bottom	132072	1720	1	49	22.7	21.3	0.760	1.049	0.357	0.493	21.9	0.873	0.410	
ANT 1	Hotspot	QPSK	Mode B	5	Edge Bottom	132072	1720	50	24	22.7	21.4	0.759	1.024	0.356	0.480	21.9	0.852	0.399	
ANT 1	Hotspot	QPSK	Mode B	5	Edge Bottom	132322	1745	1	49	22.7	21.6	0.835	1.076	0.403	0.519	21.9	0.895	0.432	
ANT 1	Hotspot	QPSK	Mode B	5	Edge Bottom	132322	1745	50	50	22.7	21.6	0.846	1.090	0.411	0.529	21.9	0.907	0.440	
ANT 1	Hotspot	QPSK	Mode B	5	Edge Bottom	132322	1745	100	0	22.7	21.5	0.787	1.037	0.384	0.506	21.9	0.863	0.421	
ANT 1	Hotspot	QPSK	Mode B	5	Edge Bottom	132572	1770	1	49	22.7	21.4	0.752	1.014	0.380	0.513	21.9	0.844	0.426	
ANT 1	Hotspot	QPSK	Mode B	5	Edge Bottom	132572	1770	50	24	22.7	21.4	0.754	1.017	0.381	0.514	21.9	0.846	0.427	
ANT 1	Hotspot	QPSK	Mode B	5	Edge Left	132322	1745	1	49	22.7	21.6	0.024	0.031	0.013	0.017	21.9	0.026	0.014	
ANT 1	Hotspot	QPSK	Mode B	5	Edge Left	132322	1745	50	50	22.7	21.6	0.025	0.032	0.014	0.018	21.9	0.027	0.015	
Antenna(s)	RF Exposure Condition(s)	Mode(s)	Power Mode(s)	Dist. (mm)	Test Position(s)	Channel	Freq. (MHz)	RB Allocation	RB Offset	Max Output Pwr (dBm)	Meas. (dBm)	1-g Meas. (W/kg)	1-g Scaled (W/kg)	10-g Meas. (W/kg)	10-g Scaled (W/kg)	Max Output Pwr (dBm)	1-g Scaled (W/kg)	10-g Scaled (W/kg)	Plot No.
ANT 2	Head	QPSK	Mode A	0	Left Cheek	132322	1745	1	49	21.5	20.8	0.469	0.551	0.292	0.343	20.7	0.458	0.285	
ANT 2	Head	QPSK	Mode A	0	Left Cheek	132322	1745	50	0	21.5	20.8	0.473	0.556	0.293	0.344	20.7	0.462	0.286	
ANT 2	Head	QPSK	Mode A	0	Left Tilt	132322	1745	1	49	21.5	20.8	0.371	0.436	0.216	0.254	20.7	0.363	0.211	
ANT 2	Head	QPSK	Mode A	0	Left Tilt	132322	1745	50	0	21.5	20.8	0.371	0.436	0.218	0.256	20.7	0.363	0.213	
ANT 2	Head	QPSK	Mode A	0	Right Cheek	132072	1720	1	49	21.5	20.8	0.841	0.988	0.449	0.528	20.7	0.822	0.439	
ANT 2	Head	QPSK	Mode A	0	Right Cheek	132072	1720	50	0	21.5	20.8	0.824	0.968	0.437	0.513	20.7	0.805	0.427	
ANT 2	Head	QPSK	Mode A	0	Right Cheek	132322	1745	1	49	21.5	20.8	0.920	1.081	0.485	0.570	20.7	0.899	0.474	
ANT 2	Head	QPSK	Mode A	0	Right Cheek	132322	1745	50	0	21.5	20.8	0.931	1.094	0.490	0.576	20.7	0.910	0.479	
ANT 2	Head	QPSK	Mode A	0	Right Cheek	132322	1745	100	0	21.5	20.9	0.993	1.140	0.526	0.604	20.7	0.948	0.502	
ANT 2	Head	QPSK	Mode A	0	Right Cheek	132572	1770	1	49	21.5	20.8	0.731	0.859	0.411	0.483	20.7	0.714	0.402	
ANT 2	Head	QPSK	Mode A	0	Right Cheek	132572	1770	50	0	21.5	20.8	0.768	0.902	0.432	0.508	20.7	0.751	0.422	
ANT 2	Head	QPSK	Mode A	0	Right Tilt	132322	1745	1	49	21.5	20.8	0.557	0.654	0.281	0.330	20.7	0.544	0.275	
ANT 2	Head	QPSK	Mode A	0	Right Tilt	132322	1745	50	0	21.5	20.8	0.572	0.672	0.287	0.337	20.7	0.559	0.280	
ANT 2	Body & Hotspot	QPSK	Mode B	5	Back	132072	1720	1	49	24.9	23.1	0.609	0.922	0.347	0.525	24.1	0.767	0.437	
ANT 2	Body & Hotspot	QPSK	Mode B	5	Back	132072	1720	50	50	24.7	23.0	0.623	0.921	0.355	0.525	24.1	0.803	0.457	
ANT 2	Body & Hotspot	QPSK	Mode B	5	Back	132322	1745	1	49	24.9	23.1	0.666	1.008	0.376	0.569	24.1	0.838	0.473	
ANT 2	Body & Hotspot	QPSK	Mode B	5	Back	132322	1745	50	50	24.7	23.0	0.728	1.077	0.404	0.598	24.1	0.938	0.520	
ANT 2	Body & Hotspot	QPSK	Mode B	5	Back	132322	1745	100	0	24.7	23.2	0.797	**1.126**	0.445	0.629	24.1	0.981	0.547	52
ANT 2	Body & Hotspot	QPSK	Mode B	5	Back	132572	1770	1	49	24.9	23.1	0.650	0.984	0.387	0.586	24.1	0.818	0.487	
ANT 2	Body & Hotspot	QPSK	Mode B	5	Back	132572	1770	50	0	24.7	23.0	0.670	0.991	0.395	0.584	24.1	0.863	0.509	
ANT 2	Body & Hotspot	QPSK	Mode B	5	Front	132072	1720	1	49	24.9	23.1	0.626	0.947	0.340	0.515	24.1	0.788	0.428	
ANT 2	Body & Hotspot	QPSK	Mode B	5	Front	132072	1720	50	50	24.7	23.0	0.622	0.920	0.336	0.497	24.1	0.801	0.433	
ANT 2	Body & Hotspot	QPSK	Mode B	5	Front	132322	1745	1	49	24.9	23.1	0.560	0.848	0.305	0.462	24.1	0.705	0.384	
ANT 2	Body & Hotspot	QPSK	Mode B	5	Front	132322	1745	50	50	24.7	23.0	0.565	0.836	0.307	0.454	24.1	0.728	0.395	
ANT 2	Body & Hotspot	QPSK	Mode B	5	Front	132322	1745	100	0	24.7	23.0	0.646	0.956	0.353	0.522	24.1	0.832	0.455	
ANT 2	Body & Hotspot	QPSK	Mode B	5	Front	132572	1770	1	49	24.9	23.1	0.614	0.929	0.337	0.510	24.1	0.773	0.424	
ANT 2	Body & Hotspot	QPSK	Mode B	5	Front	132572	1770	50	0	24.7	23.0	0.600	0.887	0.329	0.487	24.1	0.773	0.424	
ANT 2	Hotspot	QPSK	Mode B	5	Edge Top	132322	1745	1	49	24.9	23.1	0.442	0.669	0.226	0.342	24.1	0.556	0.285	
ANT 2	Hotspot	QPSK	Mode B	5	Edge Top	132322	1745	50	50	24.7	23.0	0.447	0.661	0.229	0.339	24.1	0.576	0.295	
ANT 2	Hotspot	QPSK	Mode B	5	Edge Right	132322	1745	1	49	24.9	23.1	0.107	0.162	0.060	0.091	24.1	0.135	0.076	
ANT 2	Hotspot	QPSK	Mode B	5	Edge Right	132322	1745	50	50	24.7	23.0	0.107	0.158	0.059	0.087	24.1	0.138	0.076	
ANT 2	Hotspot	QPSK	Mode B	5	Edge Bottom	132322	1745	1	49	24.9	23.1	0.048	0.073	0.028	0.042	24.1	0.060	0.035	
ANT 2	Hotspot	QPSK	Mode B	5	Edge Bottom	132322	1745	50	50	24.7	23.0	0.057	0.084	0.032	0.047	24.1	0.073	0.041	
ANT 2	Hotspot	QPSK	Mode B	5	Edge Left	132072	1720	1	49	24.9	23.1	0.725	1.097	0.407	0.616	24.1	0.913	0.512	
ANT 2	Hotspot	QPSK	Mode B	5	Edge Left	132072	1720	50	50	24.7	23.0	0.713	1.055	0.401	0.593	24.1	0.919	0.517	
ANT 2	Hotspot	QPSK	Mode B	5	Edge Left	132322	1745	1	49	24.9	23.1	0.733	**1.109**	0.411	0.622	24.1	0.923	0.517	53
ANT 2	Hotspot	QPSK	Mode B	5	Edge Left	132322	1745	50	50	24.7	23.0	0.737	1.090	0.412	0.609	24.1	0.949	0.531	
ANT 2	Hotspot	QPSK	Mode B	5	Edge Left	132322	1745	100	0	24.7	23.0	0.732	1.083	0.410	0.606	24.1	0.943	0.528	
ANT 2	Hotspot	QPSK	Mode B	5	Edge Left	132572	1770	1	49	24.9	23.1	0.620	0.938	0.349	0.528	24.1	0.781	0.439	
ANT 2	Hotspot	QPSK	Mode B	5	Edge Left	132572	1770	50	0	24.7	23.0	0.631	0.933	0.357	0.528	24.1	0.813	0.460	

This report shall not be reproduced without the written approval of UL Verification Services Inc.

										Cellular PS1						Cellular PS2			
Antenna(s)	RF Exposure Condition(s)	Mode(s)	Power Mode(s)	Dist. (mm)	Test Position(s)	Channel	Freq. (MHz)	RB Allocation	RB Offset	Max Output Pwr (dBm)	Meas. (dBm)	1-g Meas. (W/kg)	1-g Scaled (W/kg)	10-g Meas. (W/kg)	10-g Scaled (W/kg)	Max Output Pwr (dBm)	1-g Scaled (W/kg)	10-g Scaled (W/kg)	Plot No.
ANT 3	Head	QPSK	Mode A	0	Left Cheek	132322	1745	1	49	25.7	24.3	0.283	0.391	0.182	0.251	25.7	0.391	0.251	
ANT 3	Head	QPSK	Mode A	0	Left Cheek	132322	1745	50	24	24.7	24.3	0.253	0.277	0.164	0.180	24.7	0.277	0.180	
ANT 3	Head	QPSK	Mode A	0	Left Tilt	132322	1745	1	49	25.7	24.3	0.105	0.145	0.071	0.098	25.7	0.145	0.098	
ANT 3	Head	QPSK	Mode A	0	Left Tilt	132322	1745	50	24	24.7	24.3	0.099	0.109	0.067	0.073	24.7	0.109	0.073	
ANT 3	Head	QPSK	Mode A	0	Right Cheek	132322	1745	1	49	25.7	24.3	0.125	0.173	0.084	0.116	25.7	0.173	0.116	
ANT 3	Head	QPSK	Mode A	0	Right Cheek	132322	1745	50	24	24.7	24.3	0.120	0.132	0.081	0.089	24.7	0.132	0.089	
ANT 3	Head	QPSK	Mode A	0	Right Tilt	132322	1745	1	49	25.7	24.3	0.081	0.112	0.052	0.072	25.7	0.112	0.072	
ANT 3	Head	QPSK	Mode A	0	Right Tilt	132322	1745	50	24	24.7	24.3	0.076	0.083	0.049	0.054	24.7	0.083	0.054	
ANT 3	Body & Hotspot	QPSK	Mode B	5	Back	132072	1720	1	49	22.8	22.4	0.900	0.987	0.472	0.518	22.0	0.821	0.430	
ANT 3	Body & Hotspot	QPSK	Mode B	5	Back	132072	1720	50	0	22.8	22.3	0.893	1.002	0.468	0.525	22.0	0.833	0.437	
ANT 3	Body & Hotspot	QPSK	Mode B	5	Back	132322	1745	1	49	22.8	22.4	0.899	0.986	0.464	0.509	22.0	0.820	0.423	
ANT 3	Body & Hotspot	QPSK	Mode B	5	Back	132322	1745	50	0	22.8	22.4	0.888	0.974	0.462	0.507	22.0	0.810	0.421	
ANT 3	Body & Hotspot	QPSK	Mode B	5	Back	132322	1745	100	0	22.8	22.4	0.893	0.979	0.465	0.510	22.0	0.814	0.424	
ANT 3	Body & Hotspot	QPSK	Mode B	5	Back	132572	1770	1	49	22.8	22.3	0.882	0.990	0.456	0.512	22.0	0.823	0.426	
ANT 3	Body & Hotspot	QPSK	Mode B	5	Back	132572	1770	50	0	22.8	22.4	0.847	0.929	0.438	0.480	22.0	0.772	0.399	
ANT 3	Body & Hotspot	QPSK	Mode B	5	Front	132322	1745	1	49	22.8	22.4	0.712	0.781	0.369	0.405	22.0	0.649	0.337	
ANT 3	Body & Hotspot	QPSK	Mode B	5	Front	132322	1745	50	0	22.8	22.4	0.691	0.758	0.358	0.393	22.0	0.630	0.326	
ANT 3	Body & Hotspot	QPSK	Mode B	5	Back (Offset)	132072	1720	1	49	22.8	22.4	0.771	0.845	0.408	0.447	22.0	0.703	0.372	
ANT 3	Body & Hotspot	QPSK	Mode B	5	Back (Offset)	132072	1720	50	0	22.8	22.3	0.778	0.873	0.412	0.462	22.0	0.726	0.385	
ANT 3	Body & Hotspot	QPSK	Mode B	5	Back (Offset)	132322	1745	1	49	22.8	22.4	0.873	0.957	0.446	0.489	22.0	0.796	0.407	
ANT 3	Body & Hotspot	QPSK	Mode B	5	Back (Offset)	132322	1745	50	0	22.8	22.4	0.822	0.901	0.423	0.464	22.0	0.750	0.386	
ANT 3	Body & Hotspot	QPSK	Mode B	5	Back (Offset)	132322	1745	100	0	22.8	22.4	0.775	0.850	0.407	0.446	22.0	0.707	0.371	
ANT 3	Body & Hotspot	QPSK	Mode B	5	Back (Offset)	132572	1770	1	49	22.8	22.3	0.735	0.825	0.381	0.427	22.0	0.686	0.356	
ANT 3	Body & Hotspot	QPSK	Mode B	5	Back (Offset)	132572	1770	50	0	22.8	22.4	0.737	0.808	0.383	0.420	22.0	0.672	0.349	
ANT 3	Hotspot	QPSK	Mode B	5	Edge Right	132322	1745	1	49	22.8	22.4	0.027	0.030	0.015	0.016	22.0	0.025	0.014	
ANT 3	Hotspot	QPSK	Mode B	5	Edge Right	132322	1745	50	0	22.8	22.4	0.027	0.030	0.015	0.016	22.0	0.025	0.014	
ANT 3	Hotspot	QPSK	Mode B	5	Edge Bottom	132322	1745	1	49	22.8	22.4	0.721	0.791	0.327	0.359	22.0	0.658	0.298	
ANT 3	Hotspot	QPSK	Mode B	5	Edge Bottom	132322	1745	50	0	22.8	22.4	0.695	0.762	0.316	0.346	22.0	0.634	0.288	
ANT 3	Hotspot	QPSK	Mode B	5	Edge Left	132322	1745	1	49	22.8	22.4	0.548	0.601	0.292	0.320	22.0	0.500	0.266	
ANT 3	Hotspot	QPSK	Mode B	5	Edge Left	132322	1745	50	0	22.8	22.4	0.543	0.595	0.289	0.317	22.0	0.495	0.264	
Antenna(s)	RF Exposure Condition(s)	Mode(s)	Power Mode(s)	Dist. (mm)	Test Position(s)	Channel	Freq. (MHz)	RB Allocation	RB Offset	Max Output Pwr (dBm)	Meas. (dBm)	1-g Meas. (W/kg)	1-g Scaled (W/kg)	10-g Meas. (W/kg)	10-g Scaled (W/kg)	Max Output Pwr (dBm)	1-g Scaled (W/kg)	10-g Scaled (W/kg)	Plot No.
ANT 4	Head	QPSK	Mode A	0	Left Cheek	132072	1720	1	49	19.9	18.3	0.692	1.000	0.363	0.525	19.1	0.832	0.436	
ANT 4	Head	QPSK	Mode A	0	Left Cheek	132072	1720	50	50	19.9	18.5	0.683	0.943	0.358	0.494	19.1	0.784	0.411	
ANT 4	Head	QPSK	Mode A	0	Left Cheek	132322	1745	1	49	19.9	18.5	0.771	1.064	0.408	0.563	19.1	0.885	0.468	
ANT 4	Head	QPSK	Mode A	0	Left Cheek	132322	1745	50	0	19.9	18.5	0.775	1.070	0.408	0.563	19.1	0.890	0.468	
ANT 4	Head	QPSK	Mode A	0	Left Cheek	132322	1745	100	0	19.9	18.6	0.789	1.064	0.415	0.560	19.1	0.885	0.466	
ANT 4	Head	QPSK	Mode A	0	Left Cheek	132572	1770	1	49	19.9	18.4	0.832	**1.175**	0.444	0.627	19.1	0.978	0.522	54
ANT 4	Head	QPSK	Mode A	0	Left Cheek	132572	1770	50	0	19.9	18.5	0.801	1.106	0.424	0.585	19.1	0.920	0.487	
ANT 4	Head	QPSK	Mode A	0	Left Tilt	132322	1745	1	49	19.9	18.5	0.540	0.745	0.259	0.358	19.1	0.620	0.297	
ANT 4	Head	QPSK	Mode A	0	Left Tilt	132322	1745	50	0	19.9	18.5	0.545	0.752	0.261	0.360	19.1	0.626	0.300	
ANT 4	Head	QPSK	Mode A	0	Right Cheek	132322	1745	1	49	19.9	18.5	0.259	0.358	0.164	0.226	19.1	0.297	0.188	
ANT 4	Head	QPSK	Mode A	0	Right Cheek	132322	1745	50	0	19.9	18.5	0.263	0.363	0.167	0.231	19.1	0.302	0.192	
ANT 4	Head	QPSK	Mode A	0	Right Tilt	132322	1745	1	49	19.9	18.5	0.217	0.300	0.130	0.179	19.1	0.249	0.149	
ANT 4	Head	QPSK	Mode A	0	Right Tilt	132322	1745	50	0	19.9	18.5	0.220	0.304	0.132	0.182	19.1	0.253	0.152	
ANT 4	Body & Hotspot	QPSK	Mode B	5	Back	132072	1720	1	49	22.2	20.3	0.557	0.863	0.298	0.462	21.4	0.718	0.384	
ANT 4	Body & Hotspot	QPSK	Mode B	5	Back	132072	1720	50	50	22.2	20.3	0.564	0.874	0.303	0.469	21.4	0.727	0.390	
ANT 4	Body & Hotspot	QPSK	Mode B	5	Back	132072	1720	100	0	22.2	20.2	0.557	0.883	0.301	0.477	21.4	0.734	0.397	
ANT 4	Body & Hotspot	QPSK	Mode B	5	Back	132322	1745	1	49	22.2	20.3	0.632	0.979	0.341	0.528	21.4	0.814	0.439	
ANT 4	Body & Hotspot	QPSK	Mode B	5	Back	132322	1745	50	24	22.2	20.3	0.636	0.985	0.343	0.531	21.4	0.819	0.442	
ANT 4	Body & Hotspot	QPSK	Mode B	5	Back	132572	1770	1	49	22.2	20.3	0.718	1.112	0.385	0.596	21.4	0.925	0.496	
ANT 4	Body & Hotspot	QPSK	Mode B	5	Back	132572	1770	50	50	22.2	20.3	0.670	1.038	0.359	0.556	21.4	0.863	0.462	
ANT 4	Body & Hotspot	QPSK	Mode B	5	Front	132322	1745	1	49	22.2	20.3	0.378	0.585	0.205	0.318	21.4	0.487	0.264	
ANT 4	Body & Hotspot	QPSK	Mode B	5	Front	132322	1745	50	24	22.2	20.3	0.381	0.590	0.207	0.321	21.4	0.491	0.267	
ANT 4	Hotspot	QPSK	Mode B	5	Edge Top	132322	1745	1	49	22.2	20.3	0.450	0.697	0.217	0.336	21.4	0.580	0.280	
ANT 4	Hotspot	QPSK	Mode B	5	Edge Top	132322	1745	50	24	22.2	20.3	0.447	0.692	0.216	0.335	21.4	0.576	0.278	
ANT 4	Hotspot	QPSK	Mode B	5	Edge Right	132072	1720	1	49	22.2	20.3	0.513	0.795	0.275	0.426	21.4	0.661	0.354	
ANT 4	Hotspot	QPSK	Mode B	5	Edge Right	132072	1720	50	50	22.2	20.3	0.516	0.799	0.276	0.427	21.4	0.665	0.356	
ANT 4	Hotspot	QPSK	Mode B	5	Edge Right	132072	1720	100	0	22.2	20.2	0.586	0.929	0.317	0.502	21.4	0.772	0.418	
ANT 4	Hotspot	QPSK	Mode B	5	Edge Right	132322	1745	1	49	22.2	20.3	0.563	0.872	0.291	0.451	21.4	0.725	0.375	
ANT 4	Hotspot	QPSK	Mode B	5	Edge Right	132322	1745	50	24	22.2	20.3	0.550	0.852	0.280	0.434	21.4	0.709	0.361	
ANT 4	Hotspot	QPSK	Mode B	5	Edge Right	132572	1770	1	49	22.2	20.3	0.634	0.982	0.340	0.527	21.4	0.817	0.438	
ANT 4	Hotspot	QPSK	Mode B	5	Edge Right	132572	1770	50	50	22.2	20.3	0.592	0.917	0.317	0.491	21.4	0.763	0.408	
ANT 4	Hotspot	QPSK	Mode B	5	Edge Left	132322	1745	1	49	22.2	20.3	0.063	0.098	0.037	0.057	21.4	0.081	0.048	
ANT 4	Hotspot	QPSK	Mode B	5	Edge Left	132322	1745	50	24	22.2	20.3	0.063	0.098	0.037	0.057	21.4	0.081	0.048	

This report shall not be reproduced without the written approval of UL Verification Services Inc.

10.19. LTE Band 71 (20MHz Bandwidth)

												Cellular PS1						Cellular PS2			
Antenna(s)	RF Exposure Condition(s)	Mode(s)	Power Mode(s)	Dist. (mm)	Test Position(s)	Channel	Freq. (MHz)	RB Allocation	RB Offset	Max Output Pwr (dBm)	Meas. (dBm)	1-g Meas. (W/kg)	1-g Scaled (W/kg)	10-g Meas. (W/kg)	10-g Scaled (W/kg)	Max Output Pwr (dBm)	1-g Scaled (W/kg)	10-g Scaled (W/kg)	Plot No.
ANT 1	Head	QPSK	Mode A	0	Left Cheek	133297	680.5	1	49	25.7	24.2	0.083	0.117	0.067	0.095	25.7	0.117	0.095	
ANT 1	Head	QPSK	Mode A	0	Left Cheek	133297	680.5	50	24	24.7	24.3	0.084	0.092	0.067	0.073	24.7	0.092	0.073	
ANT 1	Head	QPSK	Mode A	0	Left Tilt	133297	680.5	1	49	25.7	24.2	0.081	0.114	0.064	0.090	25.7	0.114	0.090	
ANT 1	Head	QPSK	Mode A	0	Left Tilt	133297	680.5	50	24	24.7	24.3	0.077	0.084	0.061	0.067	24.7	0.084	0.067	
ANT 1	Head	QPSK	Mode A	0	Right Cheek	133297	680.5	1	49	25.7	24.2	0.083	0.117	0.068	0.096	25.7	0.117	0.096	
ANT 1	Head	QPSK	Mode A	0	Right Cheek	133297	680.5	50	24	24.7	24.3	0.080	0.088	0.063	0.069	24.7	0.088	0.069	
ANT 1	Head	QPSK	Mode A	0	Right Tilt	133297	680.5	1	49	25.7	24.2	0.080	0.113	0.064	0.090	25.7	0.113	0.090	
ANT 1	Head	QPSK	Mode A	0	Right Tilt	133297	680.5	50	24	24.7	24.3	0.074	0.081	0.058	0.064	24.7	0.081	0.064	
ANT 1	Body & Hotspot	QPSK	Mode B	5	Back	133297	680.5	1	49	25.7	24.2	0.270	0.381	0.152	0.215	25.7	0.381	0.215	
ANT 1	Body & Hotspot	QPSK	Mode B	5	Back	133297	680.5	50	24	24.7	24.3	0.257	0.282	0.144	0.158	24.7	0.282	0.158	
ANT 1	Body & Hotspot	QPSK	Mode B	5	Front	133297	680.5	1	49	25.7	24.2	0.161	0.227	0.098	0.138	25.7	0.227	0.138	
ANT 1	Body & Hotspot	QPSK	Mode B	5	Front	133297	680.5	50	24	24.7	24.3	0.155	0.170	0.094	0.103	24.7	0.170	0.103	
ANT 1	Body & Hotspot	QPSK	Mode B	5	Back (Offset)	133297	680.5	1	49	25.7	24.2	0.294	0.415	0.175	0.247	25.7	0.415	0.247	
ANT 1	Body & Hotspot	QPSK	Mode B	5	Back (Offset)	133297	680.5	50	24	24.7	24.3	0.278	0.305	0.166	0.182	24.7	0.305	0.182	
ANT 1	Hotspot	QPSK	Mode B	5	Edge Top	133297	680.5	1	49	25.7	24.2	0.015	0.021	0.008	0.011	25.7	0.021	0.011	
ANT 1	Hotspot	QPSK	Mode B	5	Edge Top	133297	680.5	50	24	24.7	24.3	0.014	0.015	0.007	0.008	24.7	0.015	0.008	
ANT 1	Hotspot	QPSK	Mode B	5	Edge Right	133297	680.5	1	49	25.7	24.2	0.345	0.487	0.230	0.325	25.7	0.487	0.325	
ANT 1	Hotspot	QPSK	Mode B	5	Edge Right	133297	680.5	50	24	24.7	24.3	0.331	0.363	0.221	0.242	24.7	0.363	0.242	
ANT 1	Hotspot	QPSK	Mode B	5	Edge Bottom	133297	680.5	1	49	25.7	24.2	0.079	0.112	0.038	0.054	25.7	0.112	0.054	
ANT 1	Hotspot	QPSK	Mode B	5	Edge Bottom	133297	680.5	50	24	24.7	24.3	0.077	0.084	0.037	0.041	24.7	0.084	0.041	
ANT 1	Hotspot	QPSK	Mode B	5	Edge Left	133297	680.5	1	49	25.7	24.2	0.236	0.333	0.161	0.227	25.7	0.333	0.227	
ANT 1	Hotspot	QPSK	Mode B	5	Edge Left	133297	680.5	50	24	24.7	24.3	0.224	0.246	0.153	0.168	24.7	0.246	0.168	
Antenna(s)	RF Exposure Condition(s)	Mode(s)	Power Mode(s)	Dist. (mm)	Test Position(s)	Channel	Freq. (MHz)	RB Allocation	RB Offset	Max Output Pwr (dBm)	Meas. (dBm)	1-g Meas. (W/kg)	1-g Scaled (W/kg)	10-g Meas. (W/kg)	10-g Scaled (W/kg)	Max Output Pwr (dBm)	1-g Scaled (W/kg)	10-g Scaled (W/kg)	Plot No.
ANT 2	Head	QPSK	Mode A	0	Left Cheek	133297	680.5	1	49	25.7	24.4	0.571	0.770	0.305	0.411	25.7	0.770	0.411	
ANT 2	Head	QPSK	Mode A	0	Left Cheek	133297	680.5	50	24	24.7	24.4	0.522	0.559	0.278	0.298	24.7	0.559	0.298	
ANT 2	Head	QPSK	Mode A	0	Left Tilt	133297	680.5	1	49	25.7	24.4	0.541	0.730	0.274	0.370	25.7	0.730	0.370	
ANT 2	Head	QPSK	Mode A	0	Left Tilt	133297	680.5	50	24	24.7	24.4	0.513	0.550	0.261	0.280	24.7	0.550	0.280	
ANT 2	Head	QPSK	Mode A	0	Right Cheek	133297	680.5	1	49	25.7	24.4	0.652	**0.880**	0.366	0.494	25.7	0.880	0.494	55
ANT 2	Head	QPSK	Mode A	0	Right Cheek	133297	680.5	50	24	24.7	24.4	0.617	0.661	0.345	0.370	24.7	0.661	0.370	
ANT 2	Head	QPSK	Mode A	0	Right Tilt	133297	680.5	1	49	25.7	24.4	0.640	0.863	0.313	0.422	25.7	0.863	0.422	
ANT 2	Head	QPSK	Mode A	0	Right Tilt	133297	680.5	50	24	24.7	24.4	0.605	0.648	0.296	0.317	24.7	0.648	0.317	
ANT 2	Body & Hotspot	QPSK	Mode B	5	Back	133297	680.5	1	49	25.7	24.4	0.351	0.473	0.192	0.259	25.7	0.473	0.259	
ANT 2	Body & Hotspot	QPSK	Mode B	5	Back	133297	680.5	50	24	24.7	24.4	0.332	0.356	0.182	0.195	24.7	0.356	0.195	
ANT 2	Body & Hotspot	QPSK	Mode B	5	Front	133297	680.5	1	49	25.7	24.4	0.262	0.353	0.145	0.196	25.7	0.353	0.196	
ANT 2	Body & Hotspot	QPSK	Mode B	5	Front	133297	680.5	50	24	24.7	24.4	0.246	0.264	0.136	0.146	24.7	0.264	0.146	
ANT 2	Hotspot	QPSK	Mode B	5	Edge Top	133297	680.5	1	49	25.7	24.4	0.346	0.467	0.156	0.210	25.7	0.467	0.210	
ANT 2	Hotspot	QPSK	Mode B	5	Edge Top	133297	680.5	50	24	24.7	24.4	0.329	0.353	0.148	0.159	24.7	0.353	0.159	
ANT 2	Hotspot	QPSK	Mode B	5	Edge Right	133297	680.5	1	49	25.7	24.4	0.143	0.193	0.096	0.130	25.7	0.193	0.130	
ANT 2	Hotspot	QPSK	Mode B	5	Edge Right	133297	680.5	50	24	24.7	24.4	0.136	0.146	0.092	0.099	24.7	0.146	0.099	
ANT 2	Hotspot	QPSK	Mode B	5	Edge Left	133297	680.5	1	49	25.7	24.4	0.405	**0.546**	0.276	0.372	25.7	0.546	0.372	56
ANT 2	Hotspot	QPSK	Mode B	5	Edge Left	133297	680.5	50	24	24.7	24.4	0.383	0.410	0.262	0.281	24.7	0.410	0.281	
Antenna(s)	RF Exposure Condition(s)	Mode(s)	Power Mode(s)	Dist. (mm)	Test Position(s)	Channel	Freq. (MHz)	RB Allocation	RB Offset	Max Output Pwr (dBm)	Meas. (dBm)	1-g Meas. (W/kg)	1-g Scaled (W/kg)	10-g Meas. (W/kg)	10-g Scaled (W/kg)	Max Output Pwr (dBm)	1-g Scaled (W/kg)	10-g Scaled (W/kg)	Plot No.
ANT 3	Head	QPSK	Mode A	0	Left Cheek	133297	680.5	1	49	25.7	24.1	0.111	0.160	0.086	0.124	25.7	0.160	0.124	
ANT 3	Head	QPSK	Mode A	0	Left Cheek	133297	680.5	50	0	24.7	24.1	0.098	0.113	0.077	0.088	24.7	0.113	0.088	
ANT 3	Head	QPSK	Mode A	0	Left Tilt	133297	680.5	1	49	25.7	24.1	0.069	0.100	0.056	0.081	25.7	0.100	0.081	
ANT 3	Head	QPSK	Mode A	0	Left Tilt	133297	680.5	50	0	24.7	24.1	0.062	0.071	0.050	0.057	24.7	0.071	0.057	
ANT 3	Head	QPSK	Mode A	0	Right Cheek	133297	680.5	1	49	25.7	24.1	0.115	0.166	0.093	0.134	25.7	0.166	0.134	
ANT 3	Head	QPSK	Mode A	0	Right Cheek	133297	680.5	50	0	24.7	24.1	0.101	0.116	0.081	0.093	24.7	0.116	0.093	
ANT 3	Head	QPSK	Mode A	0	Right Tilt	133297	680.5	1	49	25.7	24.1	0.086	0.124	0.070	0.101	25.7	0.124	0.101	
ANT 3	Head	QPSK	Mode A	0	Right Tilt	133297	680.5	50	0	24.7	24.1	0.078	0.090	0.063	0.072	24.7	0.090	0.072	
ANT 3	Body & Hotspot	QPSK	Mode B	5	Back	133297	680.5	1	49	25.7	24.1	0.344	**0.497**	0.165	0.238	25.7	0.497	0.238	57
ANT 3	Body & Hotspot	QPSK	Mode B	5	Back	133297	680.5	50	0	24.7	24.1	0.294	0.338	0.143	0.164	24.7	0.338	0.164	
ANT 3	Body & Hotspot	QPSK	Mode B	5	Front	133297	680.5	1	49	25.7	24.1	0.192	0.278	0.105	0.152	25.7	0.278	0.152	
ANT 3	Body & Hotspot	QPSK	Mode B	5	Front	133297	680.5	50	0	24.7	24.1	0.174	0.200	0.097	0.111	24.7	0.200	0.111	
ANT 3	Body & Hotspot	QPSK	Mode B	5	Back (Offset)	133297	680.5	1	49	25.7	24.1	0.329	0.476	0.224	0.324	25.7	0.476	0.324	
ANT 3	Body & Hotspot	QPSK	Mode B	5	Back (Offset)	133297	680.5	50	0	24.7	24.1	0.305	0.350	0.207	0.238	24.7	0.350	0.238	
ANT 3	Hotspot	QPSK	Mode B	5	Edge Right	133297	680.5	1	49	25.7	24.1	0.314	0.454	0.211	0.305	25.7	0.454	0.305	
ANT 3	Hotspot	QPSK	Mode B	5	Edge Right	133297	680.5	50	0	24.7	24.1	0.279	0.320	0.187	0.215	24.7	0.320	0.215	
ANT 3	Hotspot	QPSK	Mode B	5	Edge Bottom	133297	680.5	1	49	25.7	24.1	0.156	0.225	0.066	0.095	25.7	0.225	0.095	
ANT 3	Hotspot	QPSK	Mode B	5	Edge Bottom	133297	680.5	50	0	24.7	24.1	0.137	0.157	0.058	0.067	24.7	0.157	0.067	
ANT 3	Hotspot	QPSK	Mode B	5	Edge Left	133297	680.5	1	49	25.7	24.1	0.291	0.421	0.195	0.282	25.7	0.421	0.282	
ANT 3	Hotspot	QPSK	Mode B	5	Edge Left	133297	680.5	50	0	24.7	24.1	0.260	0.299	0.174	0.200	24.7	0.299	0.200	

This report shall not be reproduced without the written approval of UL Verification Services Inc.

10.20. NR Band n5 (20MHz Bandwidth)

										Cellular PS1						Cellular PS2			
Antenna(s)	RF Exposure Condition(s)	Mode(s)	Power Mode(s)	Dist. (mm)	Test Position(s)	Channel	Freq. (MHz)	RB Allocation	RB Offset	Max Output Pwr (dBm)	Meas. (dBm)	1-g Meas. (W/kg)	1-g Scaled (W/kg)	10-g Meas. (W/kg)	10-g Scaled (W/kg)	Max Output Pwr (dBm)	1-g Scaled (W/kg)	10-g Scaled (W/kg)	Plot No.
ANT 1	Head	DFT-s-OFDM π/2 BPSK	Mode A	0	Left Cheek	167300	836.5	1	1	25.7	24.2	0.118	0.167	0.093	0.131	25.7	0.167	0.131	
ANT 1	Head	DFT-s-OFDM π/2 BPSK	Mode A	0	Left Cheek	167300	836.5	50	28	25.7	24.1	0.159	0.230	0.126	0.182	25.7	0.230	0.182	
ANT 1	Head	DFT-s-OFDM π/2 BPSK	Mode A	0	Left Tilt	167300	836.5	1	1	25.7	24.2	0.056	0.079	0.046	0.065	25.7	0.079	0.065	
ANT 1	Head	DFT-s-OFDM π/2 BPSK	Mode A	0	Left Tilt	167300	836.5	50	28	25.7	24.1	0.082	0.119	0.066	0.095	25.7	0.119	0.095	
ANT 1	Head	DFT-s-OFDM π/2 BPSK	Mode A	0	Right Cheek	167300	836.5	1	1	25.7	24.2	0.106	0.150	0.083	0.117	25.7	0.150	0.117	
ANT 1	Head	DFT-s-OFDM π/2 BPSK	Mode A	0	Right Cheek	167300	836.5	50	28	25.7	24.1	0.150	0.217	0.118	0.171	25.7	0.217	0.171	
ANT 1	Head	DFT-s-OFDM π/2 BPSK	Mode A	0	Right Tilt	167300	836.5	1	1	25.7	24.2	0.065	0.092	0.052	0.073	25.7	0.092	0.073	
ANT 1	Head	DFT-s-OFDM π/2 BPSK	Mode A	0	Right Tilt	167300	836.5	50	28	25.7	24.1	0.078	0.113	0.062	0.090	25.7	0.113	0.090	
ANT 1	Body & Hotspot	DFT-s-OFDM π/2 BPSK	Mode B	5	Back	167300	836.5	1	1	25.7	24.2	0.268	0.379	0.168	0.237	25.7	0.379	0.237	
ANT 1	Body & Hotspot	DFT-s-OFDM π/2 BPSK	Mode B	5	Back	167300	836.5	50	28	25.7	24.1	0.314	0.454	0.202	0.292	25.7	0.454	0.292	
ANT 1	Body & Hotspot	DFT-s-OFDM π/2 BPSK	Mode B	5	Front	167300	836.5	1	1	25.7	24.2	0.140	0.198	0.092	0.130	25.7	0.198	0.130	
ANT 1	Body & Hotspot	DFT-s-OFDM π/2 BPSK	Mode B	5	Front	167300	836.5	50	28	25.7	24.1	0.175	0.253	0.116	0.168	25.7	0.253	0.168	
ANT 1	Body & Hotspot	DFT-s-OFDM π/2 BPSK	Mode B	5	Back (Offset)	167300	836.5	1	1	25.7	24.2	0.334	0.472	0.207	0.292	25.7	0.472	0.292	
ANT 1	Body & Hotspot	DFT-s-OFDM π/2 BPSK	Mode B	5	Back (Offset)	167300	836.5	50	28	25.7	24.1	0.390	0.564	0.242	0.350	25.7	0.564	0.350	
ANT 1	Hotspot	DFT-s-OFDM π/2 BPSK	Mode B	5	Edge Right	167300	836.5	1	1	25.7	24.2	0.200	0.283	0.133	0.188	25.7	0.283	0.188	
ANT 1	Hotspot	DFT-s-OFDM π/2 BPSK	Mode B	5	Edge Right	167300	836.5	50	28	25.7	24.1	0.254	0.367	0.168	0.243	25.7	0.367	0.243	
ANT 1	Hotspot	DFT-s-OFDM π/2 BPSK	Mode B	5	Edge Bottom	167300	836.5	1	1	25.7	24.2	0.080	0.113	0.037	0.052	25.7	0.113	0.052	
ANT 1	Hotspot	DFT-s-OFDM π/2 BPSK	Mode B	5	Edge Bottom	167300	836.5	50	28	25.7	24.1	0.094	0.136	0.044	0.064	25.7	0.136	0.064	
ANT 1	Hotspot	DFT-s-OFDM π/2 BPSK	Mode B	5	Edge Left	167300	836.5	1	1	25.7	24.2	0.189	0.267	0.127	0.179	25.7	0.267	0.179	
ANT 1	Hotspot	DFT-s-OFDM π/2 BPSK	Mode B	5	Edge Left	167300	836.5	50	28	25.7	24.1	0.233	0.337	0.156	0.225	25.7	0.337	0.225	
Antenna(s)	RF Exposure Condition(s)	Mode(s)	Power Mode(s)	Dist. (mm)	Test Position(s)	Channel	Freq. (MHz)	RB Allocation	RB Offset	Max Output Pwr (dBm)	Meas. (dBm)	1-g Meas. (W/kg)	1-g Scaled (W/kg)	10-g Meas. (W/kg)	10-g Scaled (W/kg)	Max Output Pwr (dBm)	1-g Scaled (W/kg)	10-g Scaled (W/kg)	Plot No.
ANT 2	Head	DFT-s-OFDM π/2 BPSK	Mode A	0	Left Cheek	167300	836.5	1	1	25.5	23.9	0.464	0.671	0.280	0.405	24.7	0.558	0.337	
ANT 2	Head	DFT-s-OFDM π/2 BPSK	Mode A	0	Left Cheek	167300	836.5	50	28	25.5	23.9	0.467	0.675	0.275	0.397	24.7	0.561	0.331	
ANT 2	Head	DFT-s-OFDM π/2 BPSK	Mode A	0	Left Tilt	167300	836.5	1	1	25.5	23.9	0.367	0.530	0.181	0.262	24.7	0.441	0.218	
ANT 2	Head	DFT-s-OFDM π/2 BPSK	Mode A	0	Left Tilt	167300	836.5	50	28	25.5	23.9	0.450	0.650	0.207	0.299	24.7	0.541	0.249	
ANT 2	Head	DFT-s-OFDM π/2 BPSK	Mode A	0	Right Cheek	167300	836.5	1	1	25.5	23.9	0.760	**1.099**	0.451	0.652	24.7	0.914	0.542	58
ANT 2	Head	DFT-s-OFDM π/2 BPSK	Mode A	0	Right Cheek	167300	836.5	50	28	25.5	23.9	0.745	1.077	0.443	0.640	24.7	0.896	0.533	
ANT 2	Head	DFT-s-OFDM π/2 BPSK	Mode A	0	Right Tilt	167300	836.5	1	1	25.5	23.9	0.574	0.830	0.274	0.396	24.7	0.690	0.329	
ANT 2	Head	DFT-s-OFDM π/2 BPSK	Mode A	0	Right Tilt	167300	836.5	50	28	25.5	23.9	0.559	0.808	0.268	0.387	24.7	0.672	0.322	
ANT 2	Body & Hotspot	DFT-s-OFDM π/2 BPSK	Mode B	5	Back	167300	836.5	1	1	25.7	24.3	0.442	0.610	0.236	0.326	25.7	0.610	0.326	
ANT 2	Body & Hotspot	DFT-s-OFDM π/2 BPSK	Mode B	5	Back	167300	836.5	50	28	25.7	24.1	0.425	**0.614**	0.228	0.330	25.7	0.614	0.330	59
ANT 2	Body & Hotspot	DFT-s-OFDM π/2 BPSK	Mode B	5	Front	167300	836.5	1	1	25.7	24.3	0.283	0.391	0.152	0.210	25.7	0.391	0.210	
ANT 2	Body & Hotspot	DFT-s-OFDM π/2 BPSK	Mode B	5	Front	167300	836.5	50	28	25.7	24.1	0.293	0.424	0.158	0.228	25.7	0.424	0.228	
ANT 2	Hotspot	DFT-s-OFDM π/2 BPSK	Mode B	5	Edge Top	167300	836.5	1	1	25.7	24.3	0.346	0.478	0.155	0.214	25.7	0.478	0.214	
ANT 2	Hotspot	DFT-s-OFDM π/2 BPSK	Mode B	5	Edge Top	167300	836.5	50	28	25.7	24.1	0.369	**0.533**	0.164	0.237	25.7	0.533	0.237	60
ANT 2	Hotspot	DFT-s-OFDM π/2 BPSK	Mode B	5	Edge Right	167300	836.5	1	1	25.7	24.3	0.042	0.058	0.028	0.039	25.7	0.058	0.039	
ANT 2	Hotspot	DFT-s-OFDM π/2 BPSK	Mode B	5	Edge Right	167300	836.5	50	28	25.7	24.1	0.037	0.053	0.024	0.035	25.7	0.053	0.035	
ANT 2	Hotspot	DFT-s-OFDM π/2 BPSK	Mode B	5	Edge Left	167300	836.5	1	1	25.7	24.3	0.339	0.468	0.223	0.308	25.7	0.468	0.308	
ANT 2	Hotspot	DFT-s-OFDM π/2 BPSK	Mode B	5	Edge Left	167300	836.5	50	28	25.7	24.1	0.291	0.421	0.192	0.278	25.7	0.421	0.278	
Antenna(s)	RF Exposure Condition(s)	Mode(s)	Power Mode(s)	Dist. (mm)	Test Position(s)	Channel	Freq. (MHz)	RB Allocation	RB Offset	Max Output Pwr (dBm)	Meas. (dBm)	1-g Meas. (W/kg)	1-g Scaled (W/kg)	10-g Meas. (W/kg)	10-g Scaled (W/kg)	Max Output Pwr (dBm)	1-g Scaled (W/kg)	10-g Scaled (W/kg)	Plot No.
ANT 3	Head	DFT-s-OFDM π/2 BPSK	Mode A	0	Left Cheek	167300	836.5	1	1	25.7	24.4	0.077	0.104	0.062	0.084	25.7	0.104	0.084	
ANT 3	Head	DFT-s-OFDM π/2 BPSK	Mode A	0	Left Cheek	167300	836.5	50	28	25.7	24.2	0.042	0.059	0.034	0.048	25.7	0.059	0.048	
ANT 3	Head	DFT-s-OFDM π/2 BPSK	Mode A	0	Left Tilt	167300	836.5	1	1	25.7	24.4	0.046	0.062	0.036	0.049	25.7	0.062	0.049	
ANT 3	Head	DFT-s-OFDM π/2 BPSK	Mode A	0	Left Tilt	167300	836.5	50	28	25.7	24.2	0.084	0.119	0.067	0.095	25.7	0.119	0.095	
ANT 3	Head	DFT-s-OFDM π/2 BPSK	Mode A	0	Right Cheek	167300	836.5	1	1	25.7	24.4	0.067	0.090	0.052	0.070	25.7	0.090	0.070	
ANT 3	Head	DFT-s-OFDM π/2 BPSK	Mode A	0	Right Cheek	167300	836.5	50	28	25.7	24.2	0.097	0.137	0.077	0.109	25.7	0.137	0.109	
ANT 3	Head	DFT-s-OFDM π/2 BPSK	Mode A	0	Right Tilt	167300	836.5	1	1	25.7	24.4	0.037	0.050	0.030	0.040	25.7	0.050	0.040	
ANT 3	Head	DFT-s-OFDM π/2 BPSK	Mode A	0	Right Tilt	167300	836.5	50	28	25.7	24.2	0.045	0.064	0.036	0.051	25.7	0.064	0.051	
ANT 3	Body & Hotspot	DFT-s-OFDM π/2 BPSK	Mode B	5	Back	167300	836.5	1	1	25.7	24.4	0.201	0.271	0.126	0.170	25.7	0.271	0.170	
ANT 3	Body & Hotspot	DFT-s-OFDM π/2 BPSK	Mode B	5	Back	167300	836.5	50	28	25.7	24.2	0.323	0.456	0.207	0.292	25.7	0.456	0.292	
ANT 3	Body & Hotspot	DFT-s-OFDM π/2 BPSK	Mode B	5	Front	167300	836.5	1	1	25.7	24.4	0.099	0.134	0.065	0.088	25.7	0.134	0.088	
ANT 3	Body & Hotspot	DFT-s-OFDM π/2 BPSK	Mode B	5	Front	167300	836.5	50	28	25.7	24.2	0.107	0.151	0.071	0.100	25.7	0.151	0.100	
ANT 3	Body & Hotspot	DFT-s-OFDM π/2 BPSK	Mode B	5	Back (Offset)	167300	836.5	1	1	25.7	24.4	0.218	0.294	0.139	0.188	25.7	0.294	0.188	
ANT 3	Body & Hotspot	DFT-s-OFDM π/2 BPSK	Mode B	5	Back (Offset)	167300	836.5	50	28	25.7	24.2	0.329	0.465	0.212	0.299	25.7	0.465	0.299	
ANT 3	Hotspot	DFT-s-OFDM π/2 BPSK	Mode B	5	Edge Right	167300	836.5	1	1	25.7	24.4	0.123	0.166	0.081	0.109	25.7	0.166	0.109	
ANT 3	Hotspot	DFT-s-OFDM π/2 BPSK	Mode B	5	Edge Right	167300	836.5	50	28	25.7	24.2	0.151	0.213	0.098	0.138	25.7	0.213	0.138	
ANT 3	Hotspot	DFT-s-OFDM π/2 BPSK	Mode B	5	Edge Bottom	167300	836.5	1	1	25.7	24.4	0.042	0.057	0.017	0.023	25.7	0.057	0.023	
ANT 3	Hotspot	DFT-s-OFDM π/2 BPSK	Mode B	5	Edge Bottom	167300	836.5	50	28	25.7	24.2	0.079	0.112	0.031	0.044	25.7	0.112	0.044	
ANT 3	Hotspot	DFT-s-OFDM π/2 BPSK	Mode B	5	Edge Left	167300	836.5	1	1	25.7	24.4	0.092	0.124	0.060	0.081	25.7	0.124	0.081	
ANT 3	Hotspot	DFT-s-OFDM π/2 BPSK	Mode B	5	Edge Left	167300	836.5	50	28	25.7	24.2	0.115	0.162	0.075	0.106	25.7	0.162	0.106	

This report shall not be reproduced without the written approval of UL Verification Services Inc.

10.21. NR Band n7 (40MHz Bandwidth)

										Cellular PS1						Cellular PS2			
Antenna(s)	RF Exposure Condition(s)	Mode(s)	Power Mode(s)	Dist. (mm)	Test Position(s)	Channel	Freq. (MHz)	RB Allocation	RB Offset	Max Output Pwr (dBm)	Meas. (dBm)	1-g Meas. (W/kg)	1-g Scaled (W/kg)	10-g Meas. (W/kg)	10-g Scaled (W/kg)	Max Output Pwr (dBm)	1-g Scaled (W/kg)	10-g Scaled (W/kg)	Plot No.
ANT 1	Head	DFT-s-OFDM π/2 BPSK	Mode A	0	Left Cheek	507000	2535	1	1	24.7	22.9	0.070	0.106	0.039	0.059	24.7	0.106	0.059	
ANT 1	Head	DFT-s-OFDM π/2 BPSK	Mode A	0	Left Cheek	507000	2535	108	54	24.7	23.2	0.092	0.130	0.052	0.073	24.7	0.130	0.073	
ANT 1	Head	DFT-s-OFDM π/2 BPSK	Mode A	0	Left Tilt	507000	2535	1	1	24.7	22.9	0.043	0.065	0.023	0.035	24.7	0.065	0.035	
ANT 1	Head	DFT-s-OFDM π/2 BPSK	Mode A	0	Left Tilt	507000	2535	108	54	24.7	23.2	0.058	0.082	0.003	0.004	24.7	0.082	0.004	
ANT 1	Head	DFT-s-OFDM π/2 BPSK	Mode A	0	Right Cheek	507000	2535	1	1	24.7	22.9	0.139	0.210	0.078	0.118	24.7	0.210	0.118	
ANT 1	Head	DFT-s-OFDM π/2 BPSK	Mode A	0	Right Cheek	507000	2535	108	54	24.7	23.2	0.158	0.223	0.089	0.126	24.7	0.223	0.126	
ANT 1	Head	DFT-s-OFDM π/2 BPSK	Mode A	0	Right Tilt	507000	2535	1	1	24.7	22.9	0.054	0.082	0.031	0.047	24.7	0.082	0.047	
ANT 1	Head	DFT-s-OFDM π/2 BPSK	Mode A	0	Right Tilt	507000	2535	108	54	24.7	23.2	0.033	0.047	0.019	0.027	24.7	0.047	0.027	
ANT 1	Body & Hotspot	DFT-s-OFDM π/2 BPSK	Mode B	5	Back	507000	2535	1	1	24.5	22.5	0.518	0.821	0.234	0.371	23.7	0.683	0.308	
ANT 1	Body & Hotspot	DFT-s-OFDM π/2 BPSK	Mode B	5	Back	507000	2535	108	54	24.5	22.8	0.581	0.859	0.265	0.392	23.7	0.715	0.326	
ANT 1	Body & Hotspot	DFT-s-OFDM π/2 BPSK	Mode B	5	Front	507000	2535	1	1	24.5	22.5	0.210	0.333	0.111	0.176	23.7	0.277	0.146	
ANT 1	Body & Hotspot	DFT-s-OFDM π/2 BPSK	Mode B	5	Front	507000	2535	108	54	24.5	22.8	0.244	0.361	0.127	0.188	23.7	0.300	0.156	
ANT 1	Body & Hotspot	DFT-s-OFDM π/2 BPSK	Mode B	5	Back (Offset)	507000	2535	1	1	24.5	22.8	0.431	0.637	0.196	0.290	23.7	0.530	0.241	
ANT 1	Body & Hotspot	DFT-s-OFDM π/2 BPSK	Mode B	5	Back (Offset)	507000	2535	108	67	24.5	22.8	0.519	0.768	0.234	0.346	23.7	0.639	0.288	
ANT 1	Hotspot	DFT-s-OFDM π/2 BPSK	Mode B	5	Edge Right	507000	2535	1	1	24.5	22.5	0.675	1.070	0.301	0.477	23.7	0.890	0.397	
ANT 1	Hotspot	DFT-s-OFDM π/2 BPSK	Mode B	5	Edge Right	507000	2535	108	54	24.5	22.8	0.678	1.003	0.300	0.444	23.7	0.834	0.369	
ANT 1	Hotspot	DFT-s-OFDM π/2 BPSK	Mode B	5	Edge Bottom	507000	2535	1	1	24.5	22.5	0.117	0.185	0.048	0.076	23.7	0.154	0.063	
ANT 1	Hotspot	DFT-s-OFDM π/2 BPSK	Mode B	5	Edge Bottom	507000	2535	108	54	24.5	22.8	0.157	0.232	0.064	0.095	23.7	0.193	0.079	
ANT 1	Hotspot	DFT-s-OFDM π/2 BPSK	Mode B	5	Edge Left	507000	2535	1	1	24.5	22.5	0.010	0.016	0.005	0.008	23.7	0.013	0.007	
ANT 1	Hotspot	DFT-s-OFDM π/2 BPSK	Mode B	5	Edge Left	507000	2535	108	54	24.5	22.8	0.013	0.019	0.007	0.010	23.7	0.016	0.009	
Antenna(s)	RF Exposure Condition(s)	Mode(s)	Power Mode(s)	Dist. (mm)	Test Position(s)	Channel	Freq. (MHz)	RB Allocation	RB Offset	Max Output Pwr (dBm)	Meas. (dBm)	1-g Meas. (W/kg)	1-g Scaled (W/kg)	10-g Meas. (W/kg)	10-g Scaled (W/kg)	Max Output Pwr (dBm)	1-g Scaled (W/kg)	10-g Scaled (W/kg)	Plot No.
ANT 2	Head	DFT-s-OFDM π/2 BPSK	Mode A	0	Left Cheek	507000	2535	1	1	19.7	17.7	0.113	0.179	0.053	0.084	18.9	0.149	0.070	
ANT 2	Head	DFT-s-OFDM π/2 BPSK	Mode A	0	Left Cheek	507000	2535	108	54	19.7	17.7	0.112	0.178	0.061	0.097	18.9	0.148	0.080	
ANT 2	Head	DFT-s-OFDM π/2 BPSK	Mode A	0	Left Tilt	507000	2535	1	1	19.7	17.7	0.094	0.149	0.045	0.071	18.9	0.124	0.059	
ANT 2	Head	DFT-s-OFDM π/2 BPSK	Mode A	0	Left Tilt	507000	2535	108	54	19.7	17.7	0.100	0.158	0.047	0.074	18.9	0.132	0.062	
ANT 2	Head	DFT-s-OFDM π/2 BPSK	Mode A	0	Right Cheek	507000	2535	1	1	19.7	17.7	0.660	1.046	0.277	0.439	18.9	0.870	0.365	
ANT 2	Head	DFT-s-OFDM π/2 BPSK	Mode A	0	Right Cheek	507000	2535	108	54	19.7	17.7	0.671	1.063	0.278	0.441	18.9	0.885	0.366	
ANT 2	Head	DFT-s-OFDM π/2 BPSK	Mode A	0	Right Tilt	507000	2535	1	1	19.7	17.7	0.339	0.537	0.148	0.235	18.9	0.447	0.195	
ANT 2	Head	DFT-s-OFDM π/2 BPSK	Mode A	0	Right Tilt	507000	2535	108	54	19.7	17.7	0.280	0.444	0.122	0.193	18.9	0.369	0.161	
ANT 2	Body & Hotspot	DFT-s-OFDM π/2 BPSK	Mode B	5	Back	507000	2535	1	1	21.9	20.1	0.571	0.864	0.266	0.403	21.1	0.719	0.335	
ANT 2	Body & Hotspot	DFT-s-OFDM π/2 BPSK	Mode B	5	Back	507000	2535	108	54	21.9	20.1	0.621	**0.940**	0.290	0.439	21.1	0.782	0.365	61
ANT 2	Body & Hotspot	DFT-s-OFDM π/2 BPSK	Mode B	5	Front	507000	2535	1	1	21.9	20.1	0.504	0.763	0.235	0.356	21.1	0.634	0.296	
ANT 2	Body & Hotspot	DFT-s-OFDM π/2 BPSK	Mode B	5	Front	507000	2535	108	54	21.9	20.1	0.505	0.764	0.230	0.348	21.1	0.636	0.290	
ANT 2	Hotspot	DFT-s-OFDM π/2 BPSK	Mode B	5	Edge Top	507000	2535	1	1	21.9	20.1	0.224	0.339	0.099	0.150	21.1	0.282	0.125	
ANT 2	Hotspot	DFT-s-OFDM π/2 BPSK	Mode B	5	Edge Top	507000	2535	108	54	21.9	20.1	0.197	0.298	0.089	0.135	21.1	0.248	0.112	
ANT 2	Hotspot	DFT-s-OFDM π/2 BPSK	Mode B	5	Edge Right	507000	2535	1	1	21.9	20.1	0.037	0.056	0.017	0.026	21.1	0.047	0.021	
ANT 2	Hotspot	DFT-s-OFDM π/2 BPSK	Mode B	5	Edge Right	507000	2535	108	54	21.9	20.1	0.047	0.071	0.023	0.035	21.1	0.059	0.029	
ANT 2	Hotspot	DFT-s-OFDM π/2 BPSK	Mode B	5	Edge Left	507000	2535	1	1	21.9	20.1	0.777	1.176	0.348	0.527	21.1	0.978	0.438	
ANT 2	Hotspot	DFT-s-OFDM π/2 BPSK	Mode B	5	Edge Left	507000	2535	108	54	21.9	20.1	0.781	**1.182**	0.342	0.518	21.1	0.983	0.431	62
Antenna(s)	RF Exposure Condition(s)	Mode(s)	Power Mode(s)	Dist. (mm)	Test Position(s)	Channel	Freq. (MHz)	RB Allocation	RB Offset	Max Output Pwr (dBm)	Meas. (dBm)	1-g Meas. (W/kg)	1-g Scaled (W/kg)	10-g Meas. (W/kg)	10-g Scaled (W/kg)	Max Output Pwr (dBm)	1-g Scaled (W/kg)	10-g Scaled (W/kg)	Plot No.
ANT 3	Head	DFT-s-OFDM π/2 BPSK	Mode A	0	Left Cheek	507000	2535	1	1	25.7	24.4	0.228	0.308	0.125	0.169	25.7	0.308	0.169	
ANT 3	Head	DFT-s-OFDM π/2 BPSK	Mode A	0	Left Cheek	507000	2535	108	54	25.7	24.5	0.256	0.337	0.140	0.185	25.7	0.337	0.185	
ANT 3	Head	DFT-s-OFDM π/2 BPSK	Mode A	0	Left Tilt	507000	2535	1	1	25.7	24.4	0.057	0.077	0.031	0.042	25.7	0.077	0.042	
ANT 3	Head	DFT-s-OFDM π/2 BPSK	Mode A	0	Left Tilt	507000	2535	108	54	25.7	24.5	0.054	0.071	0.029	0.038	25.7	0.071	0.038	
ANT 3	Head	DFT-s-OFDM π/2 BPSK	Mode A	0	Right Cheek	507000	2535	1	1	25.7	24.4	0.068	0.092	0.043	0.058	25.7	0.092	0.058	
ANT 3	Head	DFT-s-OFDM π/2 BPSK	Mode A	0	Right Cheek	507000	2535	108	54	25.7	24.5	0.081	0.107	0.047	0.062	25.7	0.107	0.062	
ANT 3	Head	DFT-s-OFDM π/2 BPSK	Mode A	0	Right Tilt	507000	2535	1	1	25.7	24.4	0.079	0.107	0.041	0.055	25.7	0.107	0.055	
ANT 3	Head	DFT-s-OFDM π/2 BPSK	Mode A	0	Right Tilt	507000	2535	108	54	25.7	24.5	0.069	0.091	0.038	0.050	25.7	0.091	0.050	
ANT 3	Body & Hotspot	DFT-s-OFDM π/2 BPSK	Mode B	5	Back	507000	2535	1	1	23.2	21.7	0.634	0.896	0.275	0.388	22.4	0.745	0.323	
ANT 3	Body & Hotspot	DFT-s-OFDM π/2 BPSK	Mode B	5	Back	507000	2535	108	54	23.2	21.9	0.658	0.888	0.290	0.391	22.4	0.738	0.325	
ANT 3	Body & Hotspot	DFT-s-OFDM π/2 BPSK	Mode B	5	Front	507000	2535	1	1	23.2	21.7	0.386	0.545	0.200	0.283	22.4	0.454	0.235	
ANT 3	Body & Hotspot	DFT-s-OFDM π/2 BPSK	Mode B	5	Front	507000	2535	108	54	23.2	21.9	0.488	0.658	0.250	0.337	22.4	0.548	0.281	
ANT 3	Body & Hotspot	DFT-s-OFDM π/2 BPSK	Mode B	5	Back (Offset)	507000	2535	1	1	23.2	21.7	0.558	0.788	0.251	0.355	22.4	0.656	0.295	
ANT 3	Body & Hotspot	DFT-s-OFDM π/2 BPSK	Mode B	5	Back (Offset)	507000	2535	108	54	23.2	21.9	0.596	0.804	0.263	0.355	22.4	0.669	0.295	
ANT 3	Hotspot	DFT-s-OFDM π/2 BPSK	Mode B	5	Edge Right	507000	2535	1	1	23.2	21.7	0.014	0.020	0.006	0.008	22.4	0.016	0.007	
ANT 3	Hotspot	DFT-s-OFDM π/2 BPSK	Mode B	5	Edge Right	507000	2535	108	54	23.2	21.9	0.019	0.026	0.008	0.011	22.4	0.021	0.009	
ANT 3	Hotspot	DFT-s-OFDM π/2 BPSK	Mode B	5	Edge Bottom	507000	2535	1	1	23.2	21.7	0.164	0.232	0.073	0.103	22.4	0.193	0.086	
ANT 3	Hotspot	DFT-s-OFDM π/2 BPSK	Mode B	5	Edge Bottom	507000	2535	108	54	23.2	21.9	0.434	0.585	0.194	0.262	22.4	0.487	0.218	
ANT 3	Hotspot	DFT-s-OFDM π/2 BPSK	Mode B	5	Edge Left	507000	2535	1	1	23.2	21.7	0.711	1.004	0.321	0.453	22.4	0.835	0.377	
ANT 3	Hotspot	DFT-s-OFDM π/2 BPSK	Mode B	5	Edge Left	507000	2535	108	54	23.2	21.9	0.667	0.900	0.302	0.407	22.4	0.748	0.339	
Antenna(s)	RF Exposure Condition(s)	Mode(s)	Power Mode(s)	Dist. (mm)	Test Position(s)	Channel	Freq. (MHz)	RB Allocation	RB Offset	Max Output Pwr (dBm)	Meas. (dBm)	1-g Meas. (W/kg)	1-g Scaled (W/kg)	10-g Meas. (W/kg)	10-g Scaled (W/kg)	Max Output Pwr (dBm)	1-g Scaled (W/kg)	10-g Scaled (W/kg)	Plot No.
ANT 4	Head	DFT-s-OFDM π/2 BPSK	Mode A	0	Left Cheek	507000	2535	1	1	18.2	16.5	0.773	1.143	0.301	0.445	17.4	0.951	0.370	
ANT 4	Head	DFT-s-OFDM π/2 BPSK	Mode A	0	Left Cheek	507000	2535	108	54	18.2	16.6	0.811	**1.172**	0.315	0.455	17.4	0.975	0.379	63
ANT 4	Head	DFT-s-OFDM π/2 BPSK	Mode A	0	Left Tilt	507000	2535	1	1	18.2	16.5	0.150	0.222	0.070	0.104	17.4	0.185	0.086	
ANT 4	Head	DFT-s-OFDM π/2 BPSK	Mode A	0	Left Tilt	507000	2535	108	54	18.2	16.6	0.160	0.231	0.075	0.108	17.4	0.192	0.090	
ANT 4	Head	DFT-s-OFDM π/2 BPSK	Mode A	0	Right Cheek	507000	2535	1	1	18.2	16.5	0.220	0.325	0.110	0.163	17.4	0.271	0.135	
ANT 4	Head	DFT-s-OFDM π/2 BPSK	Mode A	0	Right Cheek	507000	2535	108	54	18.2	16.6	0.243	0.351	0.121	0.175	17.4	0.292	0.145	
ANT 4	Head	DFT-s-OFDM π/2 BPSK	Mode A	0	Right Tilt	507000	2535	1	1	18.2	16.5	0.078	0.115	0.040	0.059	17.4	0.096	0.049	
ANT 4	Head	DFT-s-OFDM π/2 BPSK	Mode A	0	Right Tilt	507000	2535	108	54	18.2	16.6	0.088	0.127	0.045	0.065	17.4	0.106	0.054	
ANT 4	Body & Hotspot	DFT-s-OFDM π/2 BPSK	Mode B	5	Back	507000	2535	1	1	19.6	18.1	0.514	0.726	0.224	0.316	18.8	0.604	0.263	
ANT 4	Body & Hotspot	DFT-s-OFDM π/2 BPSK	Mode B	5	Back	507000	2535	108	54	19.6	18.0	0.467	0.675	0.205	0.296	18.8	0.561	0.246	
ANT 4	Body & Hotspot	DFT-s-OFDM π/2 BPSK	Mode B	5	Front	507000	2535	1	1	19.6	18.1	0.454	0.641	0.193	0.273	18.8	0.533	0.227	
ANT 4	Body & Hotspot	DFT-s-OFDM π/2 BPSK	Mode B	5	Front	507000	2535	108	54	19.6	18.0	0.553	0.799	0.233	0.337	18.8	0.665	0.280	
ANT 4	Hotspot	DFT-s-OFDM π/2 BPSK	Mode B	5	Edge Top	507000	2535	1	1	19.6	18.1	0.060	0.085	0.029	0.041	18.8	0.070	0.034	
ANT 4	Hotspot	DFT-s-OFDM π/2 BPSK	Mode B	5	Edge Top	507000	2535	108	54	19.6	18.0	0.070	0.101	0.034	0.049	18.8	0.084	0.041	
ANT 4	Hotspot	DFT-s-OFDM π/2 BPSK	Mode B	5	Edge Right	507000	2535	1	1	19.6	18.1	0.803	1.134	0.333	0.470	18.8	0.943	0.391	
ANT 4	Hotspot	DFT-s-OFDM π/2 BPSK	Mode B	5	Edge Right	507000	2535	108	54	19.6	18.0	0.761	1.100	0.313	0.452	18.8	0.915	0.376	
ANT 4	Hotspot	DFT-s-OFDM π/2 BPSK	Mode B	5	Edge Left	507000	2535	1	1	19.6	18.1	0.012	0.017	0.005	0.007	18.8	0.014	0.006	
ANT 4	Hotspot	DFT-s-OFDM π/2 BPSK	Mode B	5	Edge Left	507000	2535	108	54	19.6	18.0	0.010	0.014	0.004	0.006	18.8	0.012	0.005	

This report shall not be reproduced without the written approval of UL Verification Services Inc.

10.22. NR Band n12 (15MHz Bandwidth)

										Cellular PS1						Cellular PS2			
Antenna(s)	RF Exposure Condition(s)	Mode(s)	Power Mode(s)	Dist. (mm)	Test Position(s)	Channel	Freq. (MHz)	RB Allocation	RB Offset	Max Output Pwr (dBm)	Meas. (dBm)	1-g Meas. (W/kg)	1-g Scaled (W/kg)	10-g Meas. (W/kg)	10-g Scaled (W/kg)	Max Output Pwr (dBm)	1-g Scaled (W/kg)	10-g Scaled (W/kg)	Plot No.
ANT 1	Head	DFT-s-OFDM π/2 BPSK	Mode A	0	Left Cheek	141500	707.5	1	1	25.7	24.3	0.069	0.095	0.055	0.076	25.7	0.095	0.076	
ANT 1	Head	DFT-s-OFDM π/2 BPSK	Mode A	0	Left Cheek	141500	707.5	36	22	25.7	24.3	0.054	0.075	0.043	0.059	25.7	0.075	0.059	
ANT 1	Head	DFT-s-OFDM π/2 BPSK	Mode A	0	Left Tilt	141500	707.5	1	1	25.7	24.3	0.047	0.065	0.038	0.052	25.7	0.065	0.052	
ANT 1	Head	DFT-s-OFDM π/2 BPSK	Mode A	0	Left Tilt	141500	707.5	36	22	25.7	24.3	0.034	0.047	0.028	0.039	25.7	0.047	0.039	
ANT 1	Head	DFT-s-OFDM π/2 BPSK	Mode A	0	Right Cheek	141500	707.5	1	1	25.7	24.3	0.065	0.090	0.051	0.070	25.7	0.090	0.070	
ANT 1	Head	DFT-s-OFDM π/2 BPSK	Mode A	0	Right Cheek	141500	707.5	36	22	25.7	24.3	0.043	0.059	0.034	0.047	25.7	0.059	0.047	
ANT 1	Head	DFT-s-OFDM π/2 BPSK	Mode A	0	Right Tilt	141500	707.5	1	1	25.7	24.3	0.049	0.068	0.039	0.054	25.7	0.068	0.054	
ANT 1	Head	DFT-s-OFDM π/2 BPSK	Mode A	0	Right Tilt	141500	707.5	36	22	25.7	24.3	0.035	0.048	0.026	0.036	25.7	0.048	0.036	
ANT 1	Body & Hotspot	DFT-s-OFDM π/2 BPSK	Mode B	5	Back	141500	707.5	1	1	25.7	24.3	0.280	0.387	0.169	0.233	25.7	0.387	0.233	
ANT 1	Body & Hotspot	DFT-s-OFDM π/2 BPSK	Mode B	5	Back	141500	707.5	36	22	25.7	24.3	0.196	0.271	0.119	0.164	25.7	0.271	0.164	
ANT 1	Body & Hotspot	DFT-s-OFDM π/2 BPSK	Mode B	5	Front	141500	707.5	1	1	25.7	24.3	0.172	0.237	0.113	0.156	25.7	0.237	0.156	
ANT 1	Body & Hotspot	DFT-s-OFDM π/2 BPSK	Mode B	5	Front	141500	707.5	36	22	25.7	24.3	0.114	0.157	0.076	0.105	25.7	0.157	0.105	
ANT 1	Body & Hotspot	DFT-s-OFDM π/2 BPSK	Mode B	5	Back (Offset)	141500	707.5	1	1	25.7	24.3	0.421	**0.581**	0.262	0.362	25.7	0.581	0.362	64
ANT 1	Body & Hotspot	DFT-s-OFDM π/2 BPSK	Mode B	5	Back (Offset)	141500	707.5	36	22	25.7	24.3	0.309	0.427	0.191	0.264	25.7	0.427	0.264	
ANT 1	Hotspot	DFT-s-OFDM π/2 BPSK	Mode B	5	Edge Right	141500	707.5	1	1	25.7	24.3	0.336	0.464	0.225	0.311	25.7	0.464	0.311	
ANT 1	Hotspot	DFT-s-OFDM π/2 BPSK	Mode B	5	Edge Right	141500	707.5	36	22	25.7	24.3	0.273	0.377	0.183	0.253	25.7	0.377	0.253	
ANT 1	Hotspot	DFT-s-OFDM π/2 BPSK	Mode B	5	Edge Bottom	141500	707.5	1	1	25.7	24.3	0.106	0.146	0.049	0.068	25.7	0.146	0.068	
ANT 1	Hotspot	DFT-s-OFDM π/2 BPSK	Mode B	5	Edge Bottom	141500	707.5	36	22	25.7	24.3	0.089	0.123	0.039	0.054	25.7	0.123	0.054	
ANT 1	Hotspot	DFT-s-OFDM π/2 BPSK	Mode B	5	Edge Left	141500	707.5	1	1	25.7	24.3	0.322	0.444	0.214	0.295	25.7	0.444	0.295	
ANT 1	Hotspot	DFT-s-OFDM π/2 BPSK	Mode B	5	Edge Left	141500	707.5	36	22	25.7	24.3	0.273	0.377	0.182	0.251	25.7	0.377	0.251	
Antenna(s)	RF Exposure Condition(s)	Mode(s)	Power Mode(s)	Dist. (mm)	Test Position(s)	Channel	Freq. (MHz)	RB Allocation	RB Offset	Max Output Pwr (dBm)	Meas. (dBm)	1-g Meas. (W/kg)	1-g Scaled (W/kg)	10-g Meas. (W/kg)	10-g Scaled (W/kg)	Max Output Pwr (dBm)	1-g Scaled (W/kg)	10-g Scaled (W/kg)	Plot No.
ANT 2	Head	DFT-s-OFDM π/2 BPSK	Mode A	0	Left Cheek	141500	707.5	1	1	25.7	24.2	0.516	0.729	0.270	0.381	25.7	0.729	0.381	
ANT 2	Head	DFT-s-OFDM π/2 BPSK	Mode A	0	Left Cheek	141500	707.5	36	22	25.7	24.2	0.529	0.747	0.277	0.391	25.7	0.747	0.391	
ANT 2	Head	DFT-s-OFDM π/2 BPSK	Mode A	0	Left Tilt	141500	707.5	1	1	25.7	24.2	0.502	0.709	0.253	0.357	25.7	0.709	0.357	
ANT 2	Head	DFT-s-OFDM π/2 BPSK	Mode A	0	Left Tilt	141500	707.5	36	22	25.7	24.2	0.505	0.713	0.258	0.364	25.7	0.713	0.364	
ANT 2	Head	DFT-s-OFDM π/2 BPSK	Mode A	0	Right Cheek	141500	707.5	1	1	25.7	24.2	0.599	0.846	0.333	0.470	25.7	0.846	0.470	
ANT 2	Head	DFT-s-OFDM π/2 BPSK	Mode A	0	Right Cheek	141500	707.5	36	22	25.7	24.2	0.606	**0.856**	0.349	0.493	25.7	0.856	0.493	65
ANT 2	Head	DFT-s-OFDM π/2 BPSK	Mode A	0	Right Tilt	141500	707.5	1	1	25.7	24.2	0.556	0.785	0.273	0.386	25.7	0.785	0.386	
ANT 2	Head	DFT-s-OFDM π/2 BPSK	Mode A	0	Right Tilt	141500	707.5	36	22	25.7	24.2	0.570	0.805	0.281	0.397	25.7	0.805	0.397	
ANT 2	Body & Hotspot	DFT-s-OFDM π/2 BPSK	Mode B	5	Back	141500	707.5	1	1	25.7	24.2	0.333	0.470	0.179	0.253	25.7	0.470	0.253	
ANT 2	Body & Hotspot	DFT-s-OFDM π/2 BPSK	Mode B	5	Back	141500	707.5	36	22	25.7	24.2	0.391	0.552	0.206	0.291	25.7	0.552	0.291	
ANT 2	Body & Hotspot	DFT-s-OFDM π/2 BPSK	Mode B	5	Front	141500	707.5	1	1	25.7	24.2	0.278	0.393	0.150	0.212	25.7	0.393	0.212	
ANT 2	Body & Hotspot	DFT-s-OFDM π/2 BPSK	Mode B	5	Front	141500	707.5	36	22	25.7	24.2	0.275	0.388	0.150	0.212	25.7	0.388	0.212	
ANT 2	Hotspot	DFT-s-OFDM π/2 BPSK	Mode B	5	Edge Top	141500	707.5	1	1	25.7	24.2	0.427	**0.603**	0.188	0.266	25.7	0.603	0.266	66
ANT 2	Hotspot	DFT-s-OFDM π/2 BPSK	Mode B	5	Edge Top	141500	707.5	36	22	25.7	24.2	0.400	0.565	0.178	0.251	25.7	0.565	0.251	
ANT 2	Hotspot	DFT-s-OFDM π/2 BPSK	Mode B	5	Edge Right	141500	707.5	1	1	25.7	24.2	0.092	0.130	0.062	0.088	25.7	0.130	0.088	
ANT 2	Hotspot	DFT-s-OFDM π/2 BPSK	Mode B	5	Edge Right	141500	707.5	36	22	25.7	24.2	0.089	0.126	0.060	0.085	25.7	0.126	0.085	
ANT 2	Hotspot	DFT-s-OFDM π/2 BPSK	Mode B	5	Edge Left	141500	707.5	1	1	25.7	24.2	0.303	0.428	0.203	0.287	25.7	0.428	0.287	
ANT 2	Hotspot	DFT-s-OFDM π/2 BPSK	Mode B	5	Edge Left	141500	707.5	36	22	25.7	24.2	0.280	0.396	0.187	0.264	25.7	0.396	0.264	
Antenna(s)	RF Exposure Condition(s)	Mode(s)	Power Mode(s)	Dist. (mm)	Test Position(s)	Channel	Freq. (MHz)	RB Allocation	RB Offset	Max Output Pwr (dBm)	Meas. (dBm)	1-g Meas. (W/kg)	1-g Scaled (W/kg)	10-g Meas. (W/kg)	10-g Scaled (W/kg)	Max Output Pwr (dBm)	1-g Scaled (W/kg)	10-g Scaled (W/kg)	Plot No.
ANT 3	Head	DFT-s-OFDM π/2 BPSK	Mode A	0	Left Cheek	141500	707.5	1	77	25.7	24.4	0.056	0.076	0.046	0.062	25.7	0.076	0.062	
ANT 3	Head	DFT-s-OFDM π/2 BPSK	Mode A	0	Left Cheek	141500	707.5	36	22	25.7	24.1	0.061	0.088	0.050	0.072	25.7	0.088	0.072	
ANT 3	Head	DFT-s-OFDM π/2 BPSK	Mode A	0	Left Tilt	141500	707.5	1	77	25.7	24.4	0.025	0.034	0.020	0.027	25.7	0.034	0.027	
ANT 3	Head	DFT-s-OFDM π/2 BPSK	Mode A	0	Left Tilt	141500	707.5	36	22	25.7	24.1	0.034	0.049	0.028	0.040	25.7	0.049	0.040	
ANT 3	Head	DFT-s-OFDM π/2 BPSK	Mode A	0	Right Cheek	141500	707.5	1	77	25.7	24.4	0.049	0.066	0.039	0.053	25.7	0.066	0.053	
ANT 3	Head	DFT-s-OFDM π/2 BPSK	Mode A	0	Right Cheek	141500	707.5	36	22	25.7	24.1	0.066	0.095	0.053	0.077	25.7	0.095	0.077	
ANT 3	Head	DFT-s-OFDM π/2 BPSK	Mode A	0	Right Tilt	141500	707.5	1	77	25.7	24.4	0.026	0.035	0.021	0.028	25.7	0.035	0.028	
ANT 3	Head	DFT-s-OFDM π/2 BPSK	Mode A	0	Right Tilt	141500	707.5	36	22	25.7	24.1	0.042	0.061	0.034	0.049	25.7	0.061	0.049	
ANT 3	Body & Hotspot	DFT-s-OFDM π/2 BPSK	Mode B	5	Back	141500	707.5	1	77	25.7	24.4	0.204	0.275	0.121	0.163	25.7	0.275	0.163	
ANT 3	Body & Hotspot	DFT-s-OFDM π/2 BPSK	Mode B	5	Back	141500	707.5	36	22	25.7	24.1	0.259	0.374	0.161	0.233	25.7	0.374	0.233	
ANT 3	Body & Hotspot	DFT-s-OFDM π/2 BPSK	Mode B	5	Front	141500	707.5	1	77	25.7	24.4	0.192	0.259	0.114	0.154	25.7	0.259	0.154	
ANT 3	Body & Hotspot	DFT-s-OFDM π/2 BPSK	Mode B	5	Front	141500	707.5	36	22	25.7	24.1	0.214	0.309	0.128	0.185	25.7	0.309	0.185	
ANT 3	Body & Hotspot	DFT-s-OFDM π/2 BPSK	Mode B	5	Back (Offset)	141500	707.5	1	77	25.7	24.4	0.164	0.221	0.097	0.131	25.7	0.221	0.131	
ANT 3	Body & Hotspot	DFT-s-OFDM π/2 BPSK	Mode B	5	Back (Offset)	141500	707.5	36	22	25.7	24.1	0.211	0.305	0.124	0.179	25.7	0.305	0.179	
ANT 3	Hotspot	DFT-s-OFDM π/2 BPSK	Mode B	5	Edge Right	141500	707.5	1	77	25.7	24.4	0.254	0.343	0.170	0.229	25.7	0.343	0.229	
ANT 3	Hotspot	DFT-s-OFDM π/2 BPSK	Mode B	5	Edge Right	141500	707.5	36	22	25.7	24.1	0.289	0.418	0.193	0.279	25.7	0.418	0.279	
ANT 3	Hotspot	DFT-s-OFDM π/2 BPSK	Mode B	5	Edge Bottom	141500	707.5	1	77	25.7	24.4	0.092	0.124	0.043	0.058	25.7	0.124	0.058	
ANT 3	Hotspot	DFT-s-OFDM π/2 BPSK	Mode B	5	Edge Bottom	141500	707.5	36	22	25.7	24.1	0.141	0.204	0.065	0.094	25.7	0.204	0.094	
ANT 3	Hotspot	DFT-s-OFDM π/2 BPSK	Mode B	5	Edge Left	141500	707.5	1	77	25.7	24.4	0.161	0.217	0.109	0.147	25.7	0.217	0.147	
ANT 3	Hotspot	DFT-s-OFDM π/2 BPSK	Mode B	5	Edge Left	141500	707.5	36	22	25.7	24.1	0.198	0.286	0.134	0.194	25.7	0.286	0.194	

This report shall not be reproduced without the written approval of UL Verification Services Inc.

10.23. NR Band n14 (10MHz Bandwidth)

										Cellular PS1						Cellular PS2			
Antenna(s)	RF Exposure Condition(s)	Mode(s)	Power Mode(s)	Dist. (mm)	Test Position(s)	Channel	Freq. (MHz)	RB Allocation	RB Offset	Max Output Pwr (dBm)	Meas. (dBm)	1-g Meas. (W/kg)	1-g Scaled (W/kg)	10-g Meas. (W/kg)	10-g Scaled (W/kg)	Max Output Pwr (dBm)	1-g Scaled (W/kg)	10-g Scaled (W/kg)	Plot No.
ANT 1	Head	DFT-s-OFDM π/2 BPSK	Mode A	0	Left Cheek	158600	793	1	1	25.7	24.3	0.150	0.207	0.118	0.163	25.7	0.207	0.163	
ANT 1	Head	DFT-s-OFDM π/2 BPSK	Mode A	0	Left Cheek	158600	793	25	14	25.7	24.2	0.109	0.154	0.084	0.119	25.7	0.154	0.119	
ANT 1	Head	DFT-s-OFDM π/2 BPSK	Mode A	0	Left Tilt	158600	793	1	1	25.7	24.3	0.084	0.116	0.068	0.094	25.7	0.116	0.094	
ANT 1	Head	DFT-s-OFDM π/2 BPSK	Mode A	0	Left Tilt	158600	793	25	14	25.7	24.2	0.054	0.077	0.044	0.062	25.7	0.077	0.062	
ANT 1	Head	DFT-s-OFDM π/2 BPSK	Mode A	0	Right Cheek	158600	793	1	1	25.7	24.3	0.129	0.178	0.102	0.141	25.7	0.178	0.141	
ANT 1	Head	DFT-s-OFDM π/2 BPSK	Mode A	0	Right Cheek	158600	793	25	14	25.7	24.2	0.084	0.119	0.067	0.095	25.7	0.119	0.095	
ANT 1	Head	DFT-s-OFDM π/2 BPSK	Mode A	0	Right Tilt	158600	793	1	1	25.7	24.3	0.083	0.115	0.066	0.091	25.7	0.115	0.091	
ANT 1	Head	DFT-s-OFDM π/2 BPSK	Mode A	0	Right Tilt	158600	793	25	14	25.7	24.2	0.053	0.075	0.042	0.059	25.7	0.075	0.059	
ANT 1	Body & Hotspot	DFT-s-OFDM π/2 BPSK	Mode B	5	Back	158600	793	1	1	25.7	24.3	0.509	0.703	0.263	0.363	25.7	0.703	0.363	
ANT 1	Body & Hotspot	DFT-s-OFDM π/2 BPSK	Mode B	5	Back	158600	793	25	14	25.7	24.2	0.375	0.530	0.195	0.275	25.7	0.530	0.275	
ANT 1	Body & Hotspot	DFT-s-OFDM π/2 BPSK	Mode B	5	Front	158600	793	1	1	25.7	24.3	0.392	0.541	0.206	0.284	25.7	0.541	0.284	
ANT 1	Body & Hotspot	DFT-s-OFDM π/2 BPSK	Mode B	5	Front	158600	793	25	14	25.7	24.2	0.293	0.414	0.152	0.215	25.7	0.414	0.215	
ANT 1	Body & Hotspot	DFT-s-OFDM π/2 BPSK	Mode B	5	Back (Offset)	158600	793	1	1	25.7	24.3	0.578	**0.798**	0.292	0.403	25.7	0.798	0.403	67
ANT 1	Body & Hotspot	DFT-s-OFDM π/2 BPSK	Mode B	5	Back (Offset)	158600	793	25	14	25.7	24.2	0.441	0.623	0.222	0.314	25.7	0.623	0.314	
ANT 1	Hotspot	DFT-s-OFDM π/2 BPSK	Mode B	5	Edge Right	158600	793	1	1	25.7	24.3	0.267	0.369	0.176	0.243	25.7	0.369	0.243	
ANT 1	Hotspot	DFT-s-OFDM π/2 BPSK	Mode B	5	Edge Right	158600	793	25	14	25.7	24.2	0.178	0.251	0.118	0.167	25.7	0.251	0.167	
ANT 1	Hotspot	DFT-s-OFDM π/2 BPSK	Mode B	5	Edge Bottom	158600	793	1	1	25.7	24.3	0.391	0.540	0.174	0.240	25.7	0.540	0.240	
ANT 1	Hotspot	DFT-s-OFDM π/2 BPSK	Mode B	5	Edge Bottom	158600	793	25	14	25.7	24.2	0.292	0.412	0.129	0.182	25.7	0.412	0.182	
ANT 1	Hotspot	DFT-s-OFDM π/2 BPSK	Mode B	5	Edge Left	158600	793	1	1	25.7	24.3	0.468	0.646	0.304	0.420	25.7	0.646	0.420	
ANT 1	Hotspot	DFT-s-OFDM π/2 BPSK	Mode B	5	Edge Left	158600	793	25	14	25.7	24.2	0.465	0.657	0.302	0.427	25.7	0.657	0.427	
Antenna(s)	RF Exposure Condition(s)	Mode(s)	Power Mode(s)	Dist. (mm)	Test Position(s)	Channel	Freq. (MHz)	RB Allocation	RB Offset	Max Output Pwr (dBm)	Meas. (dBm)	1-g Meas. (W/kg)	1-g Scaled (W/kg)	10-g Meas. (W/kg)	10-g Scaled (W/kg)	Max Output Pwr (dBm)	1-g Scaled (W/kg)	10-g Scaled (W/kg)	Plot No.
ANT 2	Head	DFT-s-OFDM π/2 BPSK	Mode A	0	Left Cheek	158600	793	1	1	25.7	24.2	0.356	0.503	0.188	0.266	25.3	0.459	0.242	
ANT 2	Head	DFT-s-OFDM π/2 BPSK	Mode A	0	Left Cheek	158600	793	25	14	25.7	24.2	0.366	0.517	0.192	0.271	25.3	0.471	0.247	
ANT 2	Head	DFT-s-OFDM π/2 BPSK	Mode A	0	Left Tilt	158600	793	1	1	25.7	24.2	0.307	0.434	0.156	0.220	25.3	0.395	0.201	
ANT 2	Head	DFT-s-OFDM π/2 BPSK	Mode A	0	Left Tilt	158600	793	25	14	25.7	24.2	0.321	0.453	0.161	0.227	25.3	0.414	0.207	
ANT 2	Head	DFT-s-OFDM π/2 BPSK	Mode A	0	Right Cheek	158600	793	1	1	25.7	24.2	0.679	0.959	0.378	0.534	25.3	0.875	0.487	
ANT 2	Head	DFT-s-OFDM π/2 BPSK	Mode A	0	Right Cheek	158600	793	25	14	25.7	24.2	0.756	**1.068**	0.412	0.582	25.3	0.974	0.531	68
ANT 2	Head	DFT-s-OFDM π/2 BPSK	Mode A	0	Right Tilt	158600	793	1	1	25.7	24.2	0.304	0.429	0.152	0.215	25.3	0.392	0.196	
ANT 2	Head	DFT-s-OFDM π/2 BPSK	Mode A	0	Right Tilt	158600	793	25	14	25.7	24.2	0.323	0.456	0.161	0.227	25.3	0.416	0.207	
ANT 2	Body & Hotspot	DFT-s-OFDM π/2 BPSK	Mode B	5	Back	158600	793	1	1	25.7	24.2	0.468	0.661	0.256	0.362	25.7	0.661	0.362	
ANT 2	Body & Hotspot	DFT-s-OFDM π/2 BPSK	Mode B	5	Back	158600	793	25	14	25.7	24.2	0.484	0.684	0.263	0.371	25.7	0.684	0.371	
ANT 2	Body & Hotspot	DFT-s-OFDM π/2 BPSK	Mode B	5	Front	158600	793	1	1	25.7	24.2	0.427	0.603	0.230	0.325	25.7	0.603	0.325	
ANT 2	Body & Hotspot	DFT-s-OFDM π/2 BPSK	Mode B	5	Front	158600	793	25	14	25.7	24.2	0.412	0.582	0.223	0.315	25.7	0.582	0.315	
ANT 2	Hotspot	DFT-s-OFDM π/2 BPSK	Mode B	5	Edge Top	158600	793	1	1	25.7	24.2	0.494	0.698	0.213	0.301	25.7	0.698	0.301	
ANT 2	Hotspot	DFT-s-OFDM π/2 BPSK	Mode B	5	Edge Top	158600	793	25	14	25.7	24.2	0.506	**0.715**	0.221	0.312	25.7	0.715	0.312	69
ANT 2	Hotspot	DFT-s-OFDM π/2 BPSK	Mode B	5	Edge Right	158600	793	1	1	25.7	24.2	0.094	0.133	0.062	0.088	25.7	0.133	0.088	
ANT 2	Hotspot	DFT-s-OFDM π/2 BPSK	Mode B	5	Edge Right	158600	793	25	14	25.7	24.2	0.108	0.153	0.071	0.100	25.7	0.153	0.100	
ANT 2	Hotspot	DFT-s-OFDM π/2 BPSK	Mode B	5	Edge Left	158600	793	1	1	25.7	24.2	0.363	0.513	0.243	0.343	25.7	0.513	0.343	
ANT 2	Hotspot	DFT-s-OFDM π/2 BPSK	Mode B	5	Edge Left	158600	793	25	14	25.7	24.2	0.383	0.541	0.257	0.363	25.7	0.541	0.363	
Antenna(s)	RF Exposure Condition(s)	Mode(s)	Power Mode(s)	Dist. (mm)	Test Position(s)	Channel	Freq. (MHz)	RB Allocation	RB Offset	Max Output Pwr (dBm)	Meas. (dBm)	1-g Meas. (W/kg)	1-g Scaled (W/kg)	10-g Meas. (W/kg)	10-g Scaled (W/kg)	Max Output Pwr (dBm)	1-g Scaled (W/kg)	10-g Scaled (W/kg)	Plot No.
ANT 3	Head	DFT-s-OFDM π/2 BPSK	Mode A	0	Left Cheek	158600	793	1	1	25.7	24.3	0.150	0.207	0.117	0.162	25.7	0.207	0.162	
ANT 3	Head	DFT-s-OFDM π/2 BPSK	Mode A	0	Left Cheek	158600	793	25	14	25.7	24.4	0.073	0.098	0.059	0.080	25.7	0.098	0.080	
ANT 3	Head	DFT-s-OFDM π/2 BPSK	Mode A	0	Left Tilt	158600	793	1	1	25.7	24.3	0.022	0.030	0.018	0.025	25.7	0.030	0.025	
ANT 3	Head	DFT-s-OFDM π/2 BPSK	Mode A	0	Left Tilt	158600	793	25	14	25.7	24.4	0.030	0.040	0.024	0.032	25.7	0.040	0.032	
ANT 3	Head	DFT-s-OFDM π/2 BPSK	Mode A	0	Right Cheek	158600	793	1	1	25.7	24.3	0.059	0.081	0.047	0.065	25.7	0.081	0.065	
ANT 3	Head	DFT-s-OFDM π/2 BPSK	Mode A	0	Right Cheek	158600	793	25	14	25.7	24.4	0.067	0.090	0.053	0.071	25.7	0.090	0.071	
ANT 3	Head	DFT-s-OFDM π/2 BPSK	Mode A	0	Right Tilt	158600	793	1	1	25.7	24.3	0.036	0.050	0.029	0.040	25.7	0.050	0.040	
ANT 3	Head	DFT-s-OFDM π/2 BPSK	Mode A	0	Right Tilt	158600	793	25	14	25.7	24.4	0.039	0.053	0.032	0.043	25.7	0.053	0.043	
ANT 3	Body & Hotspot	DFT-s-OFDM π/2 BPSK	Mode B	5	Back	158600	793	1	1	25.7	24.3	0.241	0.333	0.143	0.197	25.7	0.333	0.197	
ANT 3	Body & Hotspot	DFT-s-OFDM π/2 BPSK	Mode B	5	Back	158600	793	25	14	25.7	24.4	0.249	0.336	0.148	0.200	25.7	0.336	0.200	
ANT 3	Body & Hotspot	DFT-s-OFDM π/2 BPSK	Mode B	5	Front	158600	793	1	1	25.7	24.3	0.194	0.268	0.120	0.166	25.7	0.268	0.166	
ANT 3	Body & Hotspot	DFT-s-OFDM π/2 BPSK	Mode B	5	Front	158600	793	25	14	25.7	24.4	0.174	0.235	0.109	0.147	25.7	0.235	0.147	
ANT 3	Body & Hotspot	DFT-s-OFDM π/2 BPSK	Mode B	5	Back (Offset)	158600	793	1	1	25.7	24.3	0.292	0.403	0.188	0.260	25.7	0.403	0.260	
ANT 3	Body & Hotspot	DFT-s-OFDM π/2 BPSK	Mode B	5	Back (Offset)	158600	793	25	14	25.7	24.4	0.350	0.472	0.217	0.293	25.7	0.472	0.293	
ANT 3	Hotspot	DFT-s-OFDM π/2 BPSK	Mode B	5	Edge Right	158600	793	1	1	25.7	24.3	0.283	0.391	0.187	0.258	25.7	0.391	0.258	
ANT 3	Hotspot	DFT-s-OFDM π/2 BPSK	Mode B	5	Edge Right	158600	793	25	14	25.7	24.4	0.259	0.349	0.171	0.231	25.7	0.349	0.231	
ANT 3	Hotspot	DFT-s-OFDM π/2 BPSK	Mode B	5	Edge Bottom	158600	793	1	1	25.7	24.3	0.106	0.146	0.049	0.068	25.7	0.146	0.068	
ANT 3	Hotspot	DFT-s-OFDM π/2 BPSK	Mode B	5	Edge Bottom	158600	793	25	14	25.7	24.4	0.095	0.128	0.044	0.059	25.7	0.128	0.059	
ANT 3	Hotspot	DFT-s-OFDM π/2 BPSK	Mode B	5	Edge Left	158600	793	1	1	25.7	24.3	0.421	0.581	0.279	0.385	25.7	0.581	0.385	
ANT 3	Hotspot	DFT-s-OFDM π/2 BPSK	Mode B	5	Edge Left	158600	793	25	14	25.7	24.4	0.396	0.534	0.263	0.355	25.7	0.534	0.355	

This report shall not be reproduced without the written approval of UL Verification Services Inc.

10.24. NR Band n25 (40MHz Bandwidth)

										Cellular PS1						Cellular PS2			
Antenna(s)	RF Exposure Condition(s)	Mode(s)	Power Mode(s)	Dist. (mm)	Test Position(s)	Channel	Freq. (MHz)	RB Allocation	RB Offset	Max Output Pwr (dBm)	Meas. (dBm)	1-g Meas. (W/kg)	1-g Scaled (W/kg)	10-g Meas. (W/kg)	10-g Scaled (W/kg)	Max Output Pwr (dBm)	1-g Scaled (W/kg)	10-g Scaled (W/kg)	Plot No.
ANT 1	Head	DFT-s-OFDM π/2 BPSK	Mode A	0	Left Cheek	376500	1882.5	1	1	25.2	23.8	0.106	0.146	0.072	0.099	25.2	0.146	0.099	
ANT 1	Head	DFT-s-OFDM π/2 BPSK	Mode A	0	Left Cheek	376500	1882.5	108	54	25.2	24.1	0.122	0.157	0.082	0.106	25.2	0.157	0.106	
ANT 1	Head	DFT-s-OFDM π/2 BPSK	Mode A	0	Left Tilt	376500	1882.5	1	1	25.2	23.8	0.076	0.105	0.045	0.062	25.2	0.105	0.062	
ANT 1	Head	DFT-s-OFDM π/2 BPSK	Mode A	0	Left Tilt	376500	1882.5	108	54	25.2	24.1	0.089	0.115	0.053	0.068	25.2	0.115	0.068	
ANT 1	Head	DFT-s-OFDM π/2 BPSK	Mode A	0	Right Cheek	376500	1882.5	1	1	25.2	23.8	0.217	0.300	0.140	0.193	25.2	0.300	0.193	
ANT 1	Head	DFT-s-OFDM π/2 BPSK	Mode A	0	Right Cheek	376500	1882.5	108	54	25.2	24.1	0.236	0.304	0.152	0.196	25.2	0.304	0.196	
ANT 1	Head	DFT-s-OFDM π/2 BPSK	Mode A	0	Right Tilt	376500	1882.5	1	1	25.2	23.8	0.062	0.086	0.041	0.057	25.2	0.086	0.057	
ANT 1	Head	DFT-s-OFDM π/2 BPSK	Mode A	0	Right Tilt	376500	1882.5	108	54	25.2	24.1	0.064	0.082	0.044	0.057	25.2	0.082	0.057	
ANT 1	Body & Hotspot	DFT-s-OFDM π/2 BPSK	Mode B	5	Back	376500	1882.5	1	1	21.9	20.7	0.797	1.051	0.397	0.523	21.1	0.874	0.435	
ANT 1	Body & Hotspot	DFT-s-OFDM π/2 BPSK	Mode B	5	Back	376500	1882.5	108	54	21.9	20.8	0.884	1.139	0.435	0.560	21.1	0.947	0.466	
ANT 1	Body & Hotspot	DFT-s-OFDM π/2 BPSK	Mode B	5	Front	376500	1882.5	1	1	21.9	20.7	0.466	0.614	0.257	0.339	21.1	0.511	0.282	
ANT 1	Body & Hotspot	DFT-s-OFDM π/2 BPSK	Mode B	5	Front	376500	1882.5	108	54	21.9	20.8	0.523	0.674	0.289	0.372	21.1	0.560	0.310	
ANT 1	Body & Hotspot	DFT-s-OFDM π/2 BPSK	Mode B	5	Back (Offset)	376500	1882.5	1	1	21.9	20.7	0.822	1.084	0.416	0.548	21.1	0.901	0.456	
ANT 1	Body & Hotspot	DFT-s-OFDM π/2 BPSK	Mode B	5	Back (Offset)	376500	1882.5	108	54	21.9	20.8	0.917	**1.181**	0.459	0.591	21.1	0.983	0.492	70
ANT 1	Hotspot	DFT-s-OFDM π/2 BPSK	Mode B	5	Edge Right	376500	1882.5	1	1	21.9	20.7	0.542	0.714	0.273	0.360	21.1	0.594	0.299	
ANT 1	Hotspot	DFT-s-OFDM π/2 BPSK	Mode B	5	Edge Right	376500	1882.5	108	54	21.9	20.8	0.636	0.819	0.316	0.407	21.1	0.681	0.339	
ANT 1	Hotspot	DFT-s-OFDM π/2 BPSK	Mode B	5	Edge Bottom	376500	1882.5	1	1	21.9	20.7	0.398	0.525	0.191	0.252	21.1	0.436	0.209	
ANT 1	Hotspot	DFT-s-OFDM π/2 BPSK	Mode B	5	Edge Bottom	376500	1882.5	108	54	21.9	20.8	0.454	0.585	0.225	0.290	21.1	0.486	0.241	
ANT 1	Hotspot	DFT-s-OFDM π/2 BPSK	Mode B	5	Edge Left	376500	1882.5	1	1	21.9	20.7	0.017	0.022	0.010	0.013	21.1	0.019	0.011	
ANT 1	Hotspot	DFT-s-OFDM π/2 BPSK	Mode B	5	Edge Left	376500	1882.5	108	54	21.9	20.8	0.018	0.023	0.010	0.013	21.1	0.019	0.011	
Antenna(s)	RF Exposure Condition(s)	Mode(s)	Power Mode(s)	Dist. (mm)	Test Position(s)	Channel	Freq. (MHz)	RB Allocation	RB Offset	Max Output Pwr (dBm)	Meas. (dBm)	1-g Meas. (W/kg)	1-g Scaled (W/kg)	10-g Meas. (W/kg)	10-g Scaled (W/kg)	Max Output Pwr (dBm)	1-g Scaled (W/kg)	10-g Scaled (W/kg)	Plot No.
ANT 2	Head	DFT-s-OFDM π/2 BPSK	Mode A	0	Left Cheek	376500	1882.5	1	1	20.6	18.7	0.231	0.358	0.141	0.218	19.8	0.298	0.182	
ANT 2	Head	DFT-s-OFDM π/2 BPSK	Mode A	0	Left Cheek	376500	1882.5	108	54	20.6	18.7	0.264	0.409	0.160	0.248	19.8	0.340	0.206	
ANT 2	Head	DFT-s-OFDM π/2 BPSK	Mode A	0	Left Tilt	376500	1882.5	1	1	20.6	18.7	0.215	0.333	0.124	0.192	19.8	0.277	0.160	
ANT 2	Head	DFT-s-OFDM π/2 BPSK	Mode A	0	Left Tilt	376500	1882.5	108	54	20.6	18.7	0.237	0.367	0.135	0.209	19.8	0.305	0.174	
ANT 2	Head	DFT-s-OFDM π/2 BPSK	Mode A	0	Right Cheek	376500	1882.5	1	1	20.6	18.7	0.708	1.097	0.359	0.556	19.8	0.912	0.462	
ANT 2	Head	DFT-s-OFDM π/2 BPSK	Mode A	0	Right Cheek	376500	1882.5	108	54	20.6	18.7	0.703	1.089	0.354	0.548	19.8	0.906	0.456	
ANT 2	Head	DFT-s-OFDM π/2 BPSK	Mode A	0	Right Tilt	376500	1882.5	1	1	20.6	18.7	0.498	0.771	0.246	0.381	19.8	0.642	0.317	
ANT 2	Head	DFT-s-OFDM π/2 BPSK	Mode A	0	Right Tilt	376500	1882.5	108	54	20.6	18.7	0.420	0.651	0.208	0.322	19.8	0.541	0.268	
ANT 2	Body & Hotspot	DFT-s-OFDM π/2 BPSK	Mode B	5	Back	376500	1882.5	1	214	24.3	22.3	0.614	0.973	0.327	0.518	23.5	0.809	0.431	
ANT 2	Body & Hotspot	DFT-s-OFDM π/2 BPSK	Mode B	5	Back	376500	1882.5	108	54	24.3	22.5	0.699	1.058	0.378	0.572	23.5	0.880	0.476	
ANT 2	Body & Hotspot	DFT-s-OFDM π/2 BPSK	Mode B	5	Front	376500	1882.5	1	214	24.3	22.3	0.488	0.773	0.247	0.391	23.5	0.643	0.326	
ANT 2	Body & Hotspot	DFT-s-OFDM π/2 BPSK	Mode B	5	Front	376500	1882.5	108	54	24.3	22.5	0.496	0.751	0.253	0.383	23.5	0.624	0.319	
ANT 2	Hotspot	DFT-s-OFDM π/2 BPSK	Mode B	5	Edge Top	376500	1882.5	1	214	24.3	22.3	0.314	0.498	0.157	0.249	23.5	0.414	0.207	
ANT 2	Hotspot	DFT-s-OFDM π/2 BPSK	Mode B	5	Edge Top	376500	1882.5	108	54	24.3	22.5	0.371	0.562	0.186	0.282	23.5	0.467	0.234	
ANT 2	Hotspot	DFT-s-OFDM π/2 BPSK	Mode B	5	Edge Right	376500	1882.5	1	214	24.3	22.3	0.066	0.105	0.036	0.057	23.5	0.087	0.047	
ANT 2	Hotspot	DFT-s-OFDM π/2 BPSK	Mode B	5	Edge Right	376500	1882.5	108	54	24.3	22.5	0.065	0.098	0.036	0.054	23.5	0.082	0.045	
ANT 2	Hotspot	DFT-s-OFDM π/2 BPSK	Mode B	5	Edge Left	376500	1882.5	1	214	24.3	22.3	0.712	1.128	0.346	0.548	23.5	0.939	0.456	
ANT 2	Hotspot	DFT-s-OFDM π/2 BPSK	Mode B	5	Edge Left	376500	1882.5	108	54	24.3	22.5	0.735	1.112	0.369	0.559	23.5	0.925	0.465	
Antenna(s)	RF Exposure Condition(s)	Mode(s)	Power Mode(s)	Dist. (mm)	Test Position(s)	Channel	Freq. (MHz)	RB Allocation	RB Offset	Max Output Pwr (dBm)	Meas. (dBm)	1-g Meas. (W/kg)	1-g Scaled (W/kg)	10-g Meas. (W/kg)	10-g Scaled (W/kg)	Max Output Pwr (dBm)	1-g Scaled (W/kg)	10-g Scaled (W/kg)	Plot No.
ANT 3	Head	DFT-s-OFDM π/2 BPSK	Mode A	0	Left Cheek	376500	1882.5	1	1	25.7	24.2	0.157	0.222	0.102	0.144	25.7	0.222	0.144	
ANT 3	Head	DFT-s-OFDM π/2 BPSK	Mode A	0	Left Cheek	376500	1882.5	108	54	25.7	24.2	0.153	0.216	0.098	0.138	25.7	0.216	0.138	
ANT 3	Head	DFT-s-OFDM π/2 BPSK	Mode A	0	Left Tilt	376500	1882.5	1	1	25.7	24.2	0.049	0.069	0.032	0.045	25.7	0.069	0.045	
ANT 3	Head	DFT-s-OFDM π/2 BPSK	Mode A	0	Left Tilt	376500	1882.5	108	54	25.7	24.2	0.047	0.066	0.032	0.045	25.7	0.066	0.045	
ANT 3	Head	DFT-s-OFDM π/2 BPSK	Mode A	0	Right Cheek	376500	1882.5	1	1	25.7	24.2	0.094	0.133	0.063	0.089	25.7	0.133	0.089	
ANT 3	Head	DFT-s-OFDM π/2 BPSK	Mode A	0	Right Cheek	376500	1882.5	108	54	25.7	24.2	0.079	0.112	0.052	0.073	25.7	0.112	0.073	
ANT 3	Head	DFT-s-OFDM π/2 BPSK	Mode A	0	Right Tilt	376500	1882.5	1	1	25.7	24.2	0.054	0.076	0.033	0.047	25.7	0.076	0.047	
ANT 3	Head	DFT-s-OFDM π/2 BPSK	Mode A	0	Right Tilt	376500	1882.5	108	54	25.7	24.2	0.051	0.072	0.032	0.045	25.7	0.072	0.045	
ANT 3	Body & Hotspot	DFT-s-OFDM π/2 BPSK	Mode B	5	Back	376500	1882.5	1	1	23.9	22.3	0.649	0.938	0.292	0.422	23.1	0.780	0.351	
ANT 3	Body & Hotspot	DFT-s-OFDM π/2 BPSK	Mode B	5	Back	376500	1882.5	108	54	23.9	22.3	0.738	1.067	0.391	0.565	23.1	0.887	0.470	
ANT 3	Body & Hotspot	DFT-s-OFDM π/2 BPSK	Mode B	5	Front	376500	1882.5	1	1	23.9	22.3	0.411	0.594	0.247	0.357	23.1	0.494	0.297	
ANT 3	Body & Hotspot	DFT-s-OFDM π/2 BPSK	Mode B	5	Front	376500	1882.5	108	54	23.9	22.3	0.463	0.669	0.286	0.413	23.1	0.557	0.344	
ANT 3	Body & Hotspot	DFT-s-OFDM π/2 BPSK	Mode B	5	Back (Offset)	376500	1882.5	1	1	23.9	22.3	0.657	0.950	0.372	0.538	23.1	0.790	0.447	
ANT 3	Body & Hotspot	DFT-s-OFDM π/2 BPSK	Mode B	5	Back (Offset)	376500	1882.5	108	54	23.9	22.3	0.783	1.132	0.455	0.658	23.1	0.941	0.547	
ANT 3	Hotspot	DFT-s-OFDM π/2 BPSK	Mode B	5	Edge Right	376500	1882.5	1	1	23.9	22.3	0.045	0.065	0.022	0.032	23.1	0.054	0.026	
ANT 3	Hotspot	DFT-s-OFDM π/2 BPSK	Mode B	5	Edge Right	376500	1882.5	108	54	23.9	22.3	0.034	0.049	0.016	0.023	23.1	0.041	0.019	
ANT 3	Hotspot	DFT-s-OFDM π/2 BPSK	Mode B	5	Edge Bottom	376500	1882.5	1	1	23.9	22.3	0.502	0.726	0.209	0.302	23.1	0.604	0.251	
ANT 3	Hotspot	DFT-s-OFDM π/2 BPSK	Mode B	5	Edge Bottom	376500	1882.5	108	54	23.9	22.3	0.418	0.604	0.177	0.256	23.1	0.503	0.213	
ANT 3	Hotspot	DFT-s-OFDM π/2 BPSK	Mode B	5	Edge Left	376500	1882.5	1	1	23.9	22.3	0.758	1.096	0.412	0.596	23.1	0.911	0.495	
ANT 3	Hotspot	DFT-s-OFDM π/2 BPSK	Mode B	5	Edge Left	376500	1882.5	108	54	23.9	22.3	0.789	**1.140**	0.426	0.616	23.1	0.949	0.512	71
Antenna(s)	RF Exposure Condition(s)	Mode(s)	Power Mode(s)	Dist. (mm)	Test Position(s)	Channel	Freq. (MHz)	RB Allocation	RB Offset	Max Output Pwr (dBm)	Meas. (dBm)	1-g Meas. (W/kg)	1-g Scaled (W/kg)	10-g Meas. (W/kg)	10-g Scaled (W/kg)	Max Output Pwr (dBm)	1-g Scaled (W/kg)	10-g Scaled (W/kg)	Plot No.
ANT 4	Head	DFT-s-OFDM π/2 BPSK	Mode A	0	Left Cheek	376500	1882.5	1	214	20.6	19.6	0.937	**1.180**	0.519	0.653	19.8	0.981	0.543	72
ANT 4	Head	DFT-s-OFDM π/2 BPSK	Mode A	0	Left Cheek	376500	1882.5	108	54	20.6	19.5	0.860	1.108	0.471	0.607	19.8	0.922	0.505	
ANT 4	Head	DFT-s-OFDM π/2 BPSK	Mode A	0	Left Tilt	376500	1882.5	1	214	20.6	19.6	0.677	0.852	0.340	0.428	19.8	0.709	0.356	
ANT 4	Head	DFT-s-OFDM π/2 BPSK	Mode A	0	Left Tilt	376500	1882.5	108	54	20.6	19.5	0.638	0.822	0.319	0.411	19.8	0.684	0.342	
ANT 4	Head	DFT-s-OFDM π/2 BPSK	Mode A	0	Right Cheek	376500	1882.5	1	214	20.6	19.6	0.331	0.417	0.227	0.286	19.8	0.347	0.238	
ANT 4	Head	DFT-s-OFDM π/2 BPSK	Mode A	0	Right Cheek	376500	1882.5	108	54	20.6	19.5	0.299	0.385	0.202	0.260	19.8	0.320	0.216	
ANT 4	Head	DFT-s-OFDM π/2 BPSK	Mode A	0	Right Tilt	376500	1882.5	1	214	20.6	19.6	0.272	0.342	0.163	0.205	19.8	0.285	0.171	
ANT 4	Head	DFT-s-OFDM π/2 BPSK	Mode A	0	Right Tilt	376500	1882.5	108	54	20.6	19.5	0.237	0.305	0.144	0.186	19.8	0.254	0.154	
ANT 4	Body & Hotspot	DFT-s-OFDM π/2 BPSK	Mode B	5	Back	376500	1882.5	1	1	22.0	20.2	0.629	0.952	0.331	0.501	21.2	0.792	0.417	
ANT 4	Body & Hotspot	DFT-s-OFDM π/2 BPSK	Mode B	5	Back	376500	1882.5	108	54	22.0	20.1	0.611	0.946	0.324	0.502	21.2	0.787	0.417	
ANT 4	Body & Hotspot	DFT-s-OFDM π/2 BPSK	Mode B	5	Front	376500	1882.5	1	1	22.0	20.2	0.302	0.457	0.171	0.259	21.2	0.380	0.215	
ANT 4	Body & Hotspot	DFT-s-OFDM π/2 BPSK	Mode B	5	Front	376500	1882.5	108	54	22.0	20.1	0.306	0.474	0.174	0.269	21.2	0.394	0.224	
ANT 4	Hotspot	DFT-s-OFDM π/2 BPSK	Mode B	5	Edge Top	376500	1882.5	1	1	22.0	20.2	0.326	0.493	0.142	0.215	21.2	0.410	0.179	
ANT 4	Hotspot	DFT-s-OFDM π/2 BPSK	Mode B	5	Edge Top	376500	1882.5	108	54	22.0	20.1	0.295	0.457	0.131	0.203	21.2	0.380	0.169	
ANT 4	Hotspot	DFT-s-OFDM π/2 BPSK	Mode B	5	Edge Right	376500	1882.5	1	1	22.0	20.2	0.401	0.607	0.202	0.306	21.2	0.505	0.254	
ANT 4	Hotspot	DFT-s-OFDM π/2 BPSK	Mode B	5	Edge Right	376500	1882.5	108	54	22.0	20.1	0.419	0.649	0.211	0.327	21.2	0.540	0.272	
ANT 4	Hotspot	DFT-s-OFDM π/2 BPSK	Mode B	5	Edge Left	376500	1882.5	1	1	22.0	20.2	0.039	0.059	0.021	0.032	21.2	0.049	0.026	
ANT 4	Hotspot	DFT-s-OFDM π/2 BPSK	Mode B	5	Edge Left	376500	1882.5	108	54	22.0	20.1	0.042	0.065	0.023	0.036	21.2	0.054	0.030	

This report shall not be reproduced without the written approval of UL Verification Services Inc.

10.25. NR Band n26 (20MHz Bandwidth)

										Cellular PS1						Cellular PS2			
Antenna(s)	RF Exposure Condition(s)	Mode(s)	Power Mode(s)	Dist. (mm)	Test Position(s)	Channel	Freq. (MHz)	RB Allocation	RB Offset	Max Output Pwr (dBm)	Meas. (dBm)	1-g Meas. (W/kg)	1-g Scaled (W/kg)	10-g Meas. (W/kg)	10-g Scaled (W/kg)	Max Output Pwr (dBm)	1-g Scaled (W/kg)	10-g Scaled (W/kg)	Plot No.
ANT 1	Head	DFT-s-OFDM π/2 BPSK	Mode A	0	Left Cheek	166300	831.5	1	1	25.7	24.1	0.110	0.159	0.088	0.127	25.7	0.159	0.127	
ANT 1	Head	DFT-s-OFDM π/2 BPSK	Mode A	0	Left Cheek	166300	831.5	50	28	25.7	24.2	0.167	0.236	0.133	0.188	25.7	0.236	0.188	
ANT 1	Head	DFT-s-OFDM π/2 BPSK	Mode A	0	Left Tilt	166300	831.5	1	1	25.7	24.1	0.067	0.097	0.054	0.078	25.7	0.097	0.078	
ANT 1	Head	DFT-s-OFDM π/2 BPSK	Mode A	0	Left Tilt	166300	831.5	50	28	25.7	24.2	0.092	0.130	0.074	0.105	25.7	0.130	0.105	
ANT 1	Head	DFT-s-OFDM π/2 BPSK	Mode A	0	Right Cheek	166300	831.5	1	1	25.7	24.1	0.118	0.171	0.092	0.133	25.7	0.171	0.133	
ANT 1	Head	DFT-s-OFDM π/2 BPSK	Mode A	0	Right Cheek	166300	831.5	50	28	25.7	24.2	0.185	0.261	0.144	0.203	25.7	0.261	0.203	
ANT 1	Head	DFT-s-OFDM π/2 BPSK	Mode A	0	Right Tilt	166300	831.5	1	1	25.7	24.1	0.082	0.119	0.064	0.093	25.7	0.119	0.093	
ANT 1	Head	DFT-s-OFDM π/2 BPSK	Mode A	0	Right Tilt	166300	831.5	50	28	25.7	24.2	0.112	0.158	0.088	0.124	25.7	0.158	0.124	
ANT 1	Body & Hotspot	DFT-s-OFDM π/2 BPSK	Mode B	5	Back	166300	831.5	1	1	25.7	24.1	0.206	0.298	0.122	0.176	25.7	0.298	0.176	
ANT 1	Body & Hotspot	DFT-s-OFDM π/2 BPSK	Mode B	5	Back	166300	831.5	50	28	25.7	24.2	0.217	0.307	0.128	0.181	25.7	0.307	0.181	
ANT 1	Body & Hotspot	DFT-s-OFDM π/2 BPSK	Mode B	5	Front	166300	831.5	1	1	25.7	24.1	0.070	0.101	0.043	0.062	25.7	0.101	0.062	
ANT 1	Body & Hotspot	DFT-s-OFDM π/2 BPSK	Mode B	5	Front	166300	831.5	50	28	25.7	24.2	0.075	0.106	0.045	0.064	25.7	0.106	0.064	
ANT 1	Body & Hotspot	DFT-s-OFDM π/2 BPSK	Mode B	5	Back (Offset)	166300	831.5	1	1	25.7	24.1	0.202	0.292	0.135	0.195	25.7	0.292	0.195	
ANT 1	Body & Hotspot	DFT-s-OFDM π/2 BPSK	Mode B	5	Back (Offset)	166300	831.5	50	28	25.7	24.2	0.265	0.374	0.209	0.295	25.7	0.374	0.295	
ANT 1	Hotspot	DFT-s-OFDM π/2 BPSK	Mode B	5	Edge Right	166300	831.5	1	1	25.7	24.1	0.216	0.312	0.143	0.207	25.7	0.312	0.207	
ANT 1	Hotspot	DFT-s-OFDM π/2 BPSK	Mode B	5	Edge Right	166300	831.5	50	28	25.7	24.2	0.203	0.287	0.121	0.171	25.7	0.287	0.171	
ANT 1	Hotspot	DFT-s-OFDM π/2 BPSK	Mode B	5	Edge Bottom	166300	831.5	1	1	25.7	24.1	0.076	0.110	0.030	0.043	25.7	0.110	0.043	
ANT 1	Hotspot	DFT-s-OFDM π/2 BPSK	Mode B	5	Edge Bottom	166300	831.5	50	28	25.7	24.2	0.138	0.195	0.056	0.079	25.7	0.195	0.079	
ANT 1	Hotspot	DFT-s-OFDM π/2 BPSK	Mode B	5	Edge Left	166300	831.5	1	1	25.7	24.1	0.210	0.304	0.143	0.207	25.7	0.304	0.207	
ANT 1	Hotspot	DFT-s-OFDM π/2 BPSK	Mode B	5	Edge Left	166300	831.5	50	28	25.7	24.2	0.309	0.436	0.207	0.292	25.7	0.436	0.292	
Antenna(s)	RF Exposure Condition(s)	Mode(s)	Power Mode(s)	Dist. (mm)	Test Position(s)	Channel	Freq. (MHz)	RB Allocation	RB Offset	Max Output Pwr (dBm)	Meas. (dBm)	1-g Meas. (W/kg)	1-g Scaled (W/kg)	10-g Meas. (W/kg)	10-g Scaled (W/kg)	Max Output Pwr (dBm)	1-g Scaled (W/kg)	10-g Scaled (W/kg)	Plot No.
ANT 2	Head	DFT-s-OFDM π/2 BPSK	Mode A	0	Left Cheek	166300	831.5	1	1	25.5	23.9	0.747	1.080	0.452	0.653	24.7	0.898	0.543	
ANT 2	Head	DFT-s-OFDM π/2 BPSK	Mode A	0	Left Cheek	166300	831.5	50	28	25.5	23.9	0.749	1.083	0.456	0.659	24.7	0.900	0.548	
ANT 2	Head	DFT-s-OFDM π/2 BPSK	Mode A	0	Left Tilt	166300	831.5	1	1	25.5	23.9	0.487	0.704	0.256	0.370	24.7	0.586	0.308	
ANT 2	Head	DFT-s-OFDM π/2 BPSK	Mode A	0	Left Tilt	166300	831.5	50	28	25.5	23.9	0.481	0.695	0.252	0.364	24.7	0.578	0.303	
ANT 2	Head	DFT-s-OFDM π/2 BPSK	Mode A	0	Right Cheek	166300	831.5	1	1	25.5	23.9	0.771	1.114	0.453	0.655	24.7	0.927	0.545	
ANT 2	Head	DFT-s-OFDM π/2 BPSK	Mode A	0	Right Cheek	166300	831.5	50	28	25.5	23.9	0.804	**1.162**	0.469	0.678	24.7	0.967	0.564	73
ANT 2	Head	DFT-s-OFDM π/2 BPSK	Mode A	0	Right Tilt	166300	831.5	1	1	25.5	23.9	0.597	0.863	0.288	0.416	24.7	0.718	0.346	
ANT 2	Head	DFT-s-OFDM π/2 BPSK	Mode A	0	Right Tilt	166300	831.5	50	28	25.5	23.9	0.552	0.798	0.265	0.383	24.7	0.664	0.319	
ANT 2	Body & Hotspot	DFT-s-OFDM π/2 BPSK	Mode B	5	Back	166300	831.5	1	1	25.7	23.9	0.251	0.380	0.145	0.219	25.7	0.380	0.219	
ANT 2	Body & Hotspot	DFT-s-OFDM π/2 BPSK	Mode B	5	Back	166300	831.5	50	28	25.7	23.9	0.270	**0.409**	0.155	0.235	25.7	0.409	0.235	74
ANT 2	Body & Hotspot	DFT-s-OFDM π/2 BPSK	Mode B	5	Front	166300	831.5	1	1	25.7	23.9	0.214	0.324	0.117	0.177	25.7	0.324	0.177	
ANT 2	Body & Hotspot	DFT-s-OFDM π/2 BPSK	Mode B	5	Front	166300	831.5	50	28	25.7	23.9	0.244	0.369	0.135	0.204	25.7	0.369	0.204	
ANT 2	Hotspot	DFT-s-OFDM π/2 BPSK	Mode B	5	Edge Top	166300	831.5	1	1	25.7	23.9	0.413	0.625	0.179	0.271	25.7	0.625	0.271	
ANT 2	Hotspot	DFT-s-OFDM π/2 BPSK	Mode B	5	Edge Top	166300	831.5	50	28	25.7	23.9	0.434	**0.657**	0.188	0.285	25.7	0.657	0.285	75
ANT 2	Hotspot	DFT-s-OFDM π/2 BPSK	Mode B	5	Edge Right	166300	831.5	1	1	25.7	23.9	0.044	0.067	0.029	0.044	25.7	0.067	0.044	
ANT 2	Hotspot	DFT-s-OFDM π/2 BPSK	Mode B	5	Edge Right	166300	831.5	50	28	25.7	23.9	0.038	0.058	0.025	0.038	25.7	0.058	0.038	
ANT 2	Hotspot	DFT-s-OFDM π/2 BPSK	Mode B	5	Edge Left	166300	831.5	1	1	25.7	23.9	0.190	0.288	0.125	0.189	25.7	0.288	0.189	
ANT 2	Hotspot	DFT-s-OFDM π/2 BPSK	Mode B	5	Edge Left	166300	831.5	50	28	25.7	23.9	0.177	0.268	0.116	0.176	25.7	0.268	0.176	
Antenna(s)	RF Exposure Condition(s)	Mode(s)	Power Mode(s)	Dist. (mm)	Test Position(s)	Channel	Freq. (MHz)	RB Allocation	RB Offset	Max Output Pwr (dBm)	Meas. (dBm)	1-g Meas. (W/kg)	1-g Scaled (W/kg)	10-g Meas. (W/kg)	10-g Scaled (W/kg)	Max Output Pwr (dBm)	1-g Scaled (W/kg)	10-g Scaled (W/kg)	Plot No.
ANT 3	Head	DFT-s-OFDM π/2 BPSK	Mode A	0	Left Cheek	166300	831.5	1	1	25.7	24.2	0.064	0.090	0.051	0.072	25.7	0.090	0.072	
ANT 3	Head	DFT-s-OFDM π/2 BPSK	Mode A	0	Left Cheek	166300	831.5	50	28	25.7	24.2	0.061	0.086	0.048	0.068	25.7	0.086	0.068	
ANT 3	Head	DFT-s-OFDM π/2 BPSK	Mode A	0	Left Tilt	166300	831.5	1	1	25.7	24.2	0.042	0.059	0.033	0.047	25.7	0.059	0.047	
ANT 3	Head	DFT-s-OFDM π/2 BPSK	Mode A	0	Left Tilt	166300	831.5	50	28	25.7	24.2	0.043	0.061	0.034	0.048	25.7	0.061	0.048	
ANT 3	Head	DFT-s-OFDM π/2 BPSK	Mode A	0	Right Cheek	166300	831.5	1	1	25.7	24.2	0.054	0.076	0.043	0.061	25.7	0.076	0.061	
ANT 3	Head	DFT-s-OFDM π/2 BPSK	Mode A	0	Right Cheek	166300	831.5	50	28	25.7	24.2	0.054	0.076	0.044	0.062	25.7	0.076	0.062	
ANT 3	Head	DFT-s-OFDM π/2 BPSK	Mode A	0	Right Tilt	166300	831.5	1	1	25.7	24.2	0.038	0.054	0.031	0.044	25.7	0.054	0.044	
ANT 3	Head	DFT-s-OFDM π/2 BPSK	Mode A	0	Right Tilt	166300	831.5	50	28	25.7	24.2	0.037	0.052	0.030	0.042	25.7	0.052	0.042	
ANT 3	Body & Hotspot	DFT-s-OFDM π/2 BPSK	Mode B	5	Back	166300	831.5	1	1	25.7	24.2	0.213	0.301	0.123	0.174	25.7	0.301	0.174	
ANT 3	Body & Hotspot	DFT-s-OFDM π/2 BPSK	Mode B	5	Back	166300	831.5	50	28	25.7	24.2	0.253	0.357	0.145	0.205	25.7	0.357	0.205	
ANT 3	Body & Hotspot	DFT-s-OFDM π/2 BPSK	Mode B	5	Front	166300	831.5	1	1	25.7	24.2	0.100	0.141	0.061	0.086	25.7	0.141	0.086	
ANT 3	Body & Hotspot	DFT-s-OFDM π/2 BPSK	Mode B	5	Front	166300	831.5	50	28	25.7	24.2	0.120	0.170	0.073	0.103	25.7	0.170	0.103	
ANT 3	Body & Hotspot	DFT-s-OFDM π/2 BPSK	Mode B	5	Back (Offset)	166300	831.5	1	1	25.7	24.2	0.255	0.360	0.167	0.236	25.7	0.360	0.236	
ANT 3	Body & Hotspot	DFT-s-OFDM π/2 BPSK	Mode B	5	Back (Offset)	166300	831.5	50	28	25.7	24.2	0.189	0.267	0.131	0.185	25.7	0.267	0.185	
ANT 3	Hotspot	DFT-s-OFDM π/2 BPSK	Mode B	5	Edge Right	166300	831.5	1	1	25.7	24.2	0.219	0.309	0.143	0.202	25.7	0.309	0.202	
ANT 3	Hotspot	DFT-s-OFDM π/2 BPSK	Mode B	5	Edge Right	166300	831.5	50	28	25.7	24.2	0.226	0.319	0.147	0.208	25.7	0.319	0.208	
ANT 3	Hotspot	DFT-s-OFDM π/2 BPSK	Mode B	5	Edge Bottom	166300	831.5	1	1	25.7	24.2	0.082	0.116	0.040	0.057	25.7	0.116	0.057	
ANT 3	Hotspot	DFT-s-OFDM π/2 BPSK	Mode B	5	Edge Bottom	166300	831.5	50	28	25.7	24.2	0.084	0.119	0.041	0.058	25.7	0.119	0.058	
ANT 3	Hotspot	DFT-s-OFDM π/2 BPSK	Mode B	5	Edge Left	166300	831.5	1	1	25.7	24.2	0.200	0.283	0.131	0.185	25.7	0.283	0.185	
ANT 3	Hotspot	DFT-s-OFDM π/2 BPSK	Mode B	5	Edge Left	166300	831.5	50	28	25.7	24.2	0.215	0.304	0.141	0.199	25.7	0.304	0.199	

This report shall not be reproduced without the written approval of UL Verification Services Inc.

10.26. NR Band n30 (10MHz Bandwidth)

										Cellular PS1						Cellular PS2			
Antenna(s)	RF Exposure Condition(s)	Mode(s)	Power Mode(s)	Dist. (mm)	Test Position(s)	Channel	Freq. (MHz)	RB Allocation	RB Offset	Max Output Pwr (dBm)	Meas. (dBm)	1-g Meas. (W/kg)	1-g Scaled (W/kg)	10-g Meas. (W/kg)	10-g Scaled (W/kg)	Max Output Pwr (dBm)	1-g Scaled (W/kg)	10-g Scaled (W/kg)	Plot No.
ANT 1	Head	DFT-s-OFDM π/2 BPSK	Mode A	0	Left Cheek	462000	2310	1	1	24.7	23.2	0.098	0.138	0.060	0.085	24.7	0.138	0.085	
ANT 1	Head	DFT-s-OFDM π/2 BPSK	Mode A	0	Left Cheek	462000	2310	25	14	24.7	23.2	0.115	0.162	0.072	0.102	24.7	0.162	0.102	
ANT 1	Head	DFT-s-OFDM π/2 BPSK	Mode A	0	Left Tilt	462000	2310	1	1	24.7	23.2	0.113	0.160	0.066	0.093	24.7	0.160	0.093	
ANT 1	Head	DFT-s-OFDM π/2 BPSK	Mode A	0	Left Tilt	462000	2310	25	14	24.7	23.2	0.117	0.165	0.068	0.096	24.7	0.165	0.096	
ANT 1	Head	DFT-s-OFDM π/2 BPSK	Mode A	0	Right Cheek	462000	2310	1	1	24.7	23.2	0.187	0.264	0.109	0.154	24.7	0.264	0.154	
ANT 1	Head	DFT-s-OFDM π/2 BPSK	Mode A	0	Right Cheek	462000	2310	25	14	24.7	23.2	0.190	0.268	0.111	0.157	24.7	0.268	0.157	
ANT 1	Head	DFT-s-OFDM π/2 BPSK	Mode A	0	Right Tilt	462000	2310	1	1	24.7	23.2	0.063	0.089	0.038	0.054	24.7	0.089	0.054	
ANT 1	Head	DFT-s-OFDM π/2 BPSK	Mode A	0	Right Tilt	462000	2310	25	14	24.7	23.2	0.060	0.085	0.036	0.051	24.7	0.085	0.051	
ANT 1	Body & Hotspot	DFT-s-OFDM π/2 BPSK	Mode B	5	Back	462000	2310	1	1	24.4	23.2	0.739	0.974	0.369	0.486	23.6	0.810	0.405	
ANT 1	Body & Hotspot	DFT-s-OFDM π/2 BPSK	Mode B	5	Back	462000	2310	25	14	24.4	23.2	0.886	**1.168**	0.436	0.575	23.6	0.971	0.478	76
ANT 1	Body & Hotspot	DFT-s-OFDM π/2 BPSK	Mode B	5	Front	462000	2310	1	1	24.4	23.2	0.724	0.954	0.419	0.552	23.6	0.794	0.459	
ANT 1	Body & Hotspot	DFT-s-OFDM π/2 BPSK	Mode B	5	Front	462000	2310	25	14	24.4	23.2	0.748	0.986	0.433	0.571	23.6	0.820	0.475	
ANT 1	Body & Hotspot	DFT-s-OFDM π/2 BPSK	Mode B	5	Back (Offset)	462000	2310	1	1	24.4	23.2	0.724	0.954	0.374	0.493	23.6	0.794	0.410	
ANT 1	Body & Hotspot	DFT-s-OFDM π/2 BPSK	Mode B	5	Back (Offset)	462000	2310	25	14	24.4	23.2	0.743	0.979	0.388	0.511	23.6	0.815	0.425	
ANT 1	Hotspot	DFT-s-OFDM π/2 BPSK	Mode B	5	Edge Right	462000	2310	1	1	24.4	23.2	0.755	0.995	0.368	0.485	23.6	0.828	0.404	
ANT 1	Hotspot	DFT-s-OFDM π/2 BPSK	Mode B	5	Edge Right	462000	2310	25	14	24.4	23.2	0.855	1.127	0.416	0.548	23.6	0.937	0.456	
ANT 1	Hotspot	DFT-s-OFDM π/2 BPSK	Mode B	5	Edge Bottom	462000	2310	1	1	24.4	23.2	0.367	0.484	0.149	0.196	23.6	0.402	0.163	
ANT 1	Hotspot	DFT-s-OFDM π/2 BPSK	Mode B	5	Edge Bottom	462000	2310	25	14	24.4	23.2	0.336	0.443	0.136	0.179	23.6	0.368	0.149	
ANT 1	Hotspot	DFT-s-OFDM π/2 BPSK	Mode B	5	Edge Left	462000	2310	1	1	24.4	23.2	0.015	0.020	0.009	0.012	23.6	0.016	0.010	
ANT 1	Hotspot	DFT-s-OFDM π/2 BPSK	Mode B	5	Edge Left	462000	2310	25	14	24.4	23.2	0.003	0.004	0.002	0.003	23.6	0.003	0.002	
Antenna(s)	RF Exposure Condition(s)	Mode(s)	Power Mode(s)	Dist. (mm)	Test Position(s)	Channel	Freq. (MHz)	RB Allocation	RB Offset	Max Output Pwr (dBm)	Meas. (dBm)	1-g Meas. (W/kg)	1-g Scaled (W/kg)	10-g Meas. (W/kg)	10-g Scaled (W/kg)	Max Output Pwr (dBm)	1-g Scaled (W/kg)	10-g Scaled (W/kg)	Plot No.
ANT 2	Head	DFT-s-OFDM π/2 BPSK	Mode A	0	Left Cheek	462000	2310	1	1	20.2	19.0	0.188	0.248	0.089	0.117	19.4	0.206	0.098	
ANT 2	Head	DFT-s-OFDM π/2 BPSK	Mode A	0	Left Cheek	462000	2310	25	14	20.2	19.0	0.186	0.245	0.086	0.113	19.4	0.204	0.094	
ANT 2	Head	DFT-s-OFDM π/2 BPSK	Mode A	0	Left Tilt	462000	2310	1	1	20.2	19.0	0.195	0.257	0.090	0.119	19.4	0.214	0.099	
ANT 2	Head	DFT-s-OFDM π/2 BPSK	Mode A	0	Left Tilt	462000	2310	25	14	20.2	19.0	0.200	0.264	0.092	0.121	19.4	0.219	0.101	
ANT 2	Head	DFT-s-OFDM π/2 BPSK	Mode A	0	Right Cheek	462000	2310	1	1	20.2	19.0	0.875	**1.153**	0.380	0.501	19.4	0.959	0.417	77
ANT 2	Head	DFT-s-OFDM π/2 BPSK	Mode A	0	Right Cheek	462000	2310	25	14	20.2	19.0	0.868	1.144	0.374	0.493	19.4	0.952	0.410	
ANT 2	Head	DFT-s-OFDM π/2 BPSK	Mode A	0	Right Tilt	462000	2310	1	1	20.2	19.0	0.659	0.869	0.280	0.369	19.4	0.723	0.307	
ANT 2	Head	DFT-s-OFDM π/2 BPSK	Mode A	0	Right Tilt	462000	2310	25	14	20.2	19.0	0.622	0.820	0.259	0.341	19.4	0.682	0.284	
ANT 2	Body & Hotspot	DFT-s-OFDM π/2 BPSK	Mode B	5	Back	462000	2310	1	50	22.1	20.3	0.389	0.589	0.179	0.271	21.3	0.490	0.225	
ANT 2	Body & Hotspot	DFT-s-OFDM π/2 BPSK	Mode B	5	Back	462000	2310	25	14	22.1	20.3	0.372	0.563	0.173	0.262	21.3	0.468	0.218	
ANT 2	Body & Hotspot	DFT-s-OFDM π/2 BPSK	Mode B	5	Front	462000	2310	1	50	22.1	20.3	0.243	0.368	0.113	0.171	21.3	0.306	0.142	
ANT 2	Body & Hotspot	DFT-s-OFDM π/2 BPSK	Mode B	5	Front	462000	2310	25	14	22.1	20.3	0.271	0.410	0.126	0.191	21.3	0.341	0.159	
ANT 2	Hotspot	DFT-s-OFDM π/2 BPSK	Mode B	5	Edge Top	462000	2310	1	50	22.1	20.3	0.239	0.362	0.099	0.150	21.3	0.301	0.125	
ANT 2	Hotspot	DFT-s-OFDM π/2 BPSK	Mode B	5	Edge Top	462000	2310	25	14	22.1	20.3	0.253	0.383	0.104	0.157	21.3	0.319	0.131	
ANT 2	Hotspot	DFT-s-OFDM π/2 BPSK	Mode B	5	Edge Right	462000	2310	1	50	22.1	20.3	0.048	0.073	0.021	0.032	21.3	0.060	0.026	
ANT 2	Hotspot	DFT-s-OFDM π/2 BPSK	Mode B	5	Edge Right	462000	2310	25	14	22.1	20.3	0.054	0.082	0.024	0.036	21.3	0.068	0.030	
ANT 2	Hotspot	DFT-s-OFDM π/2 BPSK	Mode B	5	Edge Left	462000	2310	1	50	22.1	20.3	0.780	1.181	0.363	0.549	21.3	0.982	0.457	
ANT 2	Hotspot	DFT-s-OFDM π/2 BPSK	Mode B	5	Edge Left	462000	2310	25	14	22.1	20.3	0.781	**1.182**	0.364	0.551	21.3	0.983	0.458	78
Antenna(s)	RF Exposure Condition(s)	Mode(s)	Power Mode(s)	Dist. (mm)	Test Position(s)	Channel	Freq. (MHz)	RB Allocation	RB Offset	Max Output Pwr (dBm)	Meas. (dBm)	1-g Meas. (W/kg)	1-g Scaled (W/kg)	10-g Meas. (W/kg)	10-g Scaled (W/kg)	Max Output Pwr (dBm)	1-g Scaled (W/kg)	10-g Scaled (W/kg)	Plot No.
ANT 3	Head	DFT-s-OFDM π/2 BPSK	Mode A	0	Left Cheek	462000	2310	1	1	25.7	23.8	0.251	0.389	0.148	0.229	25.7	0.389	0.229	
ANT 3	Head	DFT-s-OFDM π/2 BPSK	Mode A	0	Left Cheek	462000	2310	25	14	25.7	23.8	0.225	0.348	0.131	0.203	25.7	0.348	0.203	
ANT 3	Head	DFT-s-OFDM π/2 BPSK	Mode A	0	Left Tilt	462000	2310	1	1	25.7	23.8	0.075	0.116	0.045	0.070	25.7	0.116	0.070	
ANT 3	Head	DFT-s-OFDM π/2 BPSK	Mode A	0	Left Tilt	462000	2310	25	14	25.7	23.8	0.067	0.104	0.041	0.064	25.7	0.104	0.064	
ANT 3	Head	DFT-s-OFDM π/2 BPSK	Mode A	0	Right Cheek	462000	2310	1	1	25.7	23.8	0.107	0.166	0.066	0.102	25.7	0.166	0.102	
ANT 3	Head	DFT-s-OFDM π/2 BPSK	Mode A	0	Right Cheek	462000	2310	25	14	25.7	23.8	0.087	0.135	0.053	0.082	25.7	0.135	0.082	
ANT 3	Head	DFT-s-OFDM π/2 BPSK	Mode A	0	Right Tilt	462000	2310	1	1	25.7	23.8	0.105	0.163	0.058	0.090	25.7	0.163	0.090	
ANT 3	Head	DFT-s-OFDM π/2 BPSK	Mode A	0	Right Tilt	462000	2310	25	14	25.7	23.8	0.081	0.125	0.045	0.070	25.7	0.125	0.070	
ANT 3	Body & Hotspot	DFT-s-OFDM π/2 BPSK	Mode B	5	Back	462000	2310	1	50	22.1	21.6	0.478	0.536	0.244	0.274	21.3	0.446	0.228	
ANT 3	Body & Hotspot	DFT-s-OFDM π/2 BPSK	Mode B	5	Back	462000	2310	25	14	22.1	21.6	0.501	0.562	0.238	0.267	21.3	0.468	0.222	
ANT 3	Body & Hotspot	DFT-s-OFDM π/2 BPSK	Mode B	5	Front	462000	2310	1	50	22.1	21.6	0.455	0.511	0.236	0.265	21.3	0.425	0.220	
ANT 3	Body & Hotspot	DFT-s-OFDM π/2 BPSK	Mode B	5	Front	462000	2310	25	14	22.1	21.6	0.469	0.526	0.252	0.283	21.3	0.438	0.235	
ANT 3	Body & Hotspot	DFT-s-OFDM π/2 BPSK	Mode B	5	Back (Offset)	462000	2310	1	50	22.1	21.6	0.583	0.654	0.287	0.322	21.3	0.544	0.268	
ANT 3	Body & Hotspot	DFT-s-OFDM π/2 BPSK	Mode B	5	Back (Offset)	462000	2310	25	14	22.1	21.6	0.610	0.684	0.296	0.332	21.3	0.569	0.276	
ANT 3	Hotspot	DFT-s-OFDM π/2 BPSK	Mode B	5	Edge Right	462000	2310	1	50	22.1	21.6	0.013	0.015	0.006	0.007	21.3	0.012	0.006	
ANT 3	Hotspot	DFT-s-OFDM π/2 BPSK	Mode B	5	Edge Right	462000	2310	25	14	22.1	21.6	0.011	0.012	0.005	0.006	21.3	0.010	0.005	
ANT 3	Hotspot	DFT-s-OFDM π/2 BPSK	Mode B	5	Edge Bottom	462000	2310	1	50	22.1	21.6	0.240	0.269	0.108	0.121	21.3	0.224	0.101	
ANT 3	Hotspot	DFT-s-OFDM π/2 BPSK	Mode B	5	Edge Bottom	462000	2310	25	14	22.1	21.6	0.236	0.265	0.109	0.122	21.3	0.220	0.102	
ANT 3	Hotspot	DFT-s-OFDM π/2 BPSK	Mode B	5	Edge Left	462000	2310	1	50	22.1	21.6	0.913	1.024	0.410	0.460	21.3	0.852	0.383	
ANT 3	Hotspot	DFT-s-OFDM π/2 BPSK	Mode B	5	Edge Left	462000	2310	25	14	22.1	21.6	0.998	1.120	0.445	0.499	21.3	0.931	0.415	
Antenna(s)	RF Exposure Condition(s)	Mode(s)	Power Mode(s)	Dist. (mm)	Test Position(s)	Channel	Freq. (MHz)	RB Allocation	RB Offset	Max Output Pwr (dBm)	Meas. (dBm)	1-g Meas. (W/kg)	1-g Scaled (W/kg)	10-g Meas. (W/kg)	10-g Scaled (W/kg)	Max Output Pwr (dBm)	1-g Scaled (W/kg)	10-g Scaled (W/kg)	Plot No.
ANT 4	Head	DFT-s-OFDM π/2 BPSK	Mode A	0	Left Cheek	462000	2310	1	1	21.2	20.0	0.383	0.505	0.194	0.256	20.4	0.420	0.213	
ANT 4	Head	DFT-s-OFDM π/2 BPSK	Mode A	0	Left Cheek	462000	2310	25	14	21.2	19.9	0.416	0.561	0.206	0.278	20.4	0.467	0.231	
ANT 4	Head	DFT-s-OFDM π/2 BPSK	Mode A	0	Left Tilt	462000	2310	1	1	21.2	20.0	0.306	0.403	0.134	0.177	20.4	0.336	0.147	
ANT 4	Head	DFT-s-OFDM π/2 BPSK	Mode A	0	Left Tilt	462000	2310	25	14	21.2	19.9	0.306	0.413	0.137	0.185	20.4	0.343	0.154	
ANT 4	Head	DFT-s-OFDM π/2 BPSK	Mode A	0	Right Cheek	462000	2310	1	1	21.2	20.0	0.127	0.167	0.074	0.098	20.4	0.139	0.081	
ANT 4	Head	DFT-s-OFDM π/2 BPSK	Mode A	0	Right Cheek	462000	2310	25	14	21.2	19.9	0.147	0.198	0.085	0.115	20.4	0.165	0.095	
ANT 4	Head	DFT-s-OFDM π/2 BPSK	Mode A	0	Right Tilt	462000	2310	1	1	21.2	20.0	0.112	0.148	0.057	0.075	20.4	0.123	0.062	
ANT 4	Head	DFT-s-OFDM π/2 BPSK	Mode A	0	Right Tilt	462000	2310	25	14	21.2	19.9	0.127	0.171	0.067	0.090	20.4	0.142	0.075	
ANT 4	Body & Hotspot	DFT-s-OFDM π/2 BPSK	Mode B	5	Back	462000	2310	1	50	22.0	20.2	0.553	0.837	0.269	0.407	21.2	0.696	0.339	
ANT 4	Body & Hotspot	DFT-s-OFDM π/2 BPSK	Mode B	5	Back	462000	2310	25	14	22.0	20.2	0.563	0.852	0.277	0.419	21.2	0.709	0.349	
ANT 4	Body & Hotspot	DFT-s-OFDM π/2 BPSK	Mode B	5	Front	462000	2310	1	50	22.0	20.2	0.426	0.645	0.198	0.300	21.2	0.536	0.249	
ANT 4	Body & Hotspot	DFT-s-OFDM π/2 BPSK	Mode B	5	Front	462000	2310	25	14	22.0	20.2	0.430	0.651	0.197	0.298	21.2	0.541	0.248	
ANT 4	Hotspot	DFT-s-OFDM π/2 BPSK	Mode B	5	Edge Top	462000	2310	1	50	22.0	20.2	0.163	0.247	0.070	0.106	21.2	0.205	0.088	
ANT 4	Hotspot	DFT-s-OFDM π/2 BPSK	Mode B	5	Edge Top	462000	2310	25	14	22.0	20.2	0.168	0.254	0.070	0.106	21.2	0.211	0.088	
ANT 4	Hotspot	DFT-s-OFDM π/2 BPSK	Mode B	5	Edge Right	462000	2310	1	50	22.0	20.2	0.608	0.920	0.278	0.421	21.2	0.765	0.350	
ANT 4	Hotspot	DFT-s-OFDM π/2 BPSK	Mode B	5	Edge Right	462000	2310	25	14	22.0	20.2	0.569	0.861	0.258	0.390	21.2	0.716	0.325	

This report shall not be reproduced without the written approval of UL Verification Services Inc.

10.27. NR Band n41 PC3 (100MHz Bandwidth)

										Cellular PS1						Cellular PS2			
Antenna(s)	RF Exposure Condition(s)	Mode(s)	Power Mode(s)	Dist. (mm)	Test Position(s)	Channel	Freq. (MHz)	RB Allocation	RB Offset	Max Output Pwr (dBm)	Meas. (dBm)	1-g Meas. (W/kg)	1-g Scaled (W/kg)	10-g Meas. (W/kg)	10-g Scaled (W/kg)	Max Output Pwr (dBm)	1-g Scaled (W/kg)	10-g Scaled (W/kg)	Plot No.
ANT 1	Head	DFT-s-OFDM π/2 BPSK	Mode A	0	Left Cheek	518598	2592.99	1	1	25.7	24.1	0.089	0.129	0.050	0.072	25.7	0.129	0.072	
ANT 1	Head	DFT-s-OFDM π/2 BPSK	Mode A	0	Left Cheek	518598	2592.99	135	69	25.7	24.1	0.081	0.117	0.046	0.066	25.7	0.117	0.066	
ANT 1	Head	DFT-s-OFDM π/2 BPSK	Mode A	0	Left Tilt	518598	2592.99	1	1	25.7	24.1	0.054	0.078	0.028	0.040	25.7	0.078	0.040	
ANT 1	Head	DFT-s-OFDM π/2 BPSK	Mode A	0	Left Tilt	518598	2592.99	135	69	25.7	24.1	0.051	0.074	0.026	0.038	25.7	0.074	0.038	
ANT 1	Head	DFT-s-OFDM π/2 BPSK	Mode A	0	Right Cheek	518598	2592.99	1	1	25.7	24.1	0.161	0.233	0.088	0.127	25.7	0.233	0.127	
ANT 1	Head	DFT-s-OFDM π/2 BPSK	Mode A	0	Right Cheek	518598	2592.99	135	69	25.7	24.1	0.196	0.283	0.110	0.159	25.7	0.283	0.159	
ANT 1	Head	DFT-s-OFDM π/2 BPSK	Mode A	0	Right Tilt	518598	2592.99	1	1	25.7	24.1	0.035	0.051	0.017	0.025	25.7	0.051	0.025	
ANT 1	Head	DFT-s-OFDM π/2 BPSK	Mode A	0	Right Tilt	518598	2592.99	135	69	25.7	24.1	0.037	0.053	0.018	0.026	25.7	0.053	0.026	
ANT 1	Body & Hotspot	DFT-s-OFDM π/2 BPSK	Mode B	5	Back	518598	2592.99	1	1	23.7	21.7	0.570	0.903	0.275	0.436	22.9	0.751	0.363	
ANT 1	Body & Hotspot	DFT-s-OFDM π/2 BPSK	Mode B	5	Back	518598	2592.99	135	69	23.7	21.8	0.728	1.128	0.344	0.533	22.9	0.938	0.443	
ANT 1	Body & Hotspot	DFT-s-OFDM π/2 BPSK	Mode B	5	Front	518598	2592.99	1	1	23.7	21.7	0.195	0.309	0.106	0.168	22.9	0.257	0.140	
ANT 1	Body & Hotspot	DFT-s-OFDM π/2 BPSK	Mode B	5	Front	518598	2592.99	135	69	23.7	21.8	0.288	0.446	0.148	0.229	22.9	0.371	0.191	
ANT 1	Body & Hotspot	DFT-s-OFDM π/2 BPSK	Mode B	5	Back (Offset)	518598	2592.99	1	1	23.7	21.7	0.605	0.959	0.289	0.458	22.9	0.798	0.381	
ANT 1	Body & Hotspot	DFT-s-OFDM π/2 BPSK	Mode B	5	Back (Offset)	518598	2592.99	135	69	23.7	21.8	0.753	**1.166**	0.358	0.554	22.9	0.970	0.461	79
ANT 1	Hotspot	DFT-s-OFDM π/2 BPSK	Mode B	5	Edge Right	518598	2592.99	1	1	23.7	21.7	0.598	0.948	0.272	0.431	22.9	0.788	0.359	
ANT 1	Hotspot	DFT-s-OFDM π/2 BPSK	Mode B	5	Edge Right	518598	2592.99	135	69	23.7	21.8	0.661	1.024	0.297	0.460	22.9	0.852	0.383	
ANT 1	Hotspot	DFT-s-OFDM π/2 BPSK	Mode B	5	Edge Bottom	518598	2592.99	1	1	23.7	21.7	0.114	0.181	0.046	0.073	22.9	0.150	0.061	
ANT 1	Hotspot	DFT-s-OFDM π/2 BPSK	Mode B	5	Edge Bottom	518598	2592.99	135	69	23.7	21.8	0.100	0.155	0.044	0.068	22.9	0.129	0.057	
ANT 1	Hotspot	DFT-s-OFDM π/2 BPSK	Mode B	5	Edge Left	518598	2592.99	1	1	23.7	21.7	0.006	0.010	0.004	0.006	22.9	0.008	0.005	
ANT 1	Hotspot	DFT-s-OFDM π/2 BPSK	Mode B	5	Edge Left	518598	2592.99	135	69	23.7	21.8	0.006	0.009	0.004	0.006	22.9	0.008	0.005	
Antenna(s)	RF Exposure Condition(s)	Mode(s)	Power Mode(s)	Dist. (mm)	Test Position(s)	Channel	Freq. (MHz)	RB Allocation	RB Offset	Max Output Pwr (dBm)	Meas. (dBm)	1-g Meas. (W/kg)	1-g Scaled (W/kg)	10-g Meas. (W/kg)	10-g Scaled (W/kg)	Max Output Pwr (dBm)	1-g Scaled (W/kg)	10-g Scaled (W/kg)	Plot No.
ANT 2	Head	DFT-s-OFDM π/2 BPSK	Mode A	0	Left Cheek	518598	2592.99	1	1	19.4	17.4	0.164	0.260	0.073	0.116	18.6	0.216	0.096	
ANT 2	Head	DFT-s-OFDM π/2 BPSK	Mode A	0	Left Cheek	518598	2592.99	135	69	19.4	17.4	0.176	0.279	0.075	0.119	18.6	0.232	0.099	
ANT 2	Head	DFT-s-OFDM π/2 BPSK	Mode A	0	Left Tilt	518598	2592.99	1	1	19.4	17.4	0.185	0.293	0.082	0.130	18.6	0.244	0.108	
ANT 2	Head	DFT-s-OFDM π/2 BPSK	Mode A	0	Left Tilt	518598	2592.99	135	69	19.4	17.4	0.172	0.273	0.080	0.127	18.6	0.227	0.105	
ANT 2	Head	DFT-s-OFDM π/2 BPSK	Mode A	0	Right Cheek	518598	2592.99	1	1	19.4	17.4	0.614	0.973	0.254	0.403	18.6	0.809	0.335	
ANT 2	Head	DFT-s-OFDM π/2 BPSK	Mode A	0	Right Cheek	518598	2592.99	135	69	19.4	17.4	0.633	1.003	0.253	0.401	18.6	0.834	0.334	
ANT 2	Head	DFT-s-OFDM π/2 BPSK	Mode A	0	Right Tilt	518598	2592.99	1	1	19.4	17.4	0.539	0.854	0.212	0.336	18.6	0.711	0.279	
ANT 2	Head	DFT-s-OFDM π/2 BPSK	Mode A	0	Right Tilt	518598	2592.99	135	69	19.4	17.4	0.416	0.659	0.160	0.254	18.6	0.548	0.211	
ANT 2	Body & Hotspot	DFT-s-OFDM π/2 BPSK	Mode B	5	Back	518598	2592.99	1	271	21.9	19.9	0.418	0.662	0.185	0.293	21.1	0.551	0.244	
ANT 2	Body & Hotspot	DFT-s-OFDM π/2 BPSK	Mode B	5	Back	518598	2592.99	135	69	21.9	19.9	0.590	0.935	0.262	0.415	21.1	0.778	0.345	
ANT 2	Body & Hotspot	DFT-s-OFDM π/2 BPSK	Mode B	5	Front	518598	2592.99	1	271	21.9	19.9	0.486	0.770	0.209	0.331	21.1	0.641	0.276	
ANT 2	Body & Hotspot	DFT-s-OFDM π/2 BPSK	Mode B	5	Front	518598	2592.99	135	69	21.9	19.9	0.578	0.916	0.254	0.403	21.1	0.762	0.335	
ANT 2	Hotspot	DFT-s-OFDM π/2 BPSK	Mode B	5	Edge Top	518598	2592.99	1	271	21.9	19.9	0.150	0.238	0.062	0.098	21.1	0.198	0.082	
ANT 2	Hotspot	DFT-s-OFDM π/2 BPSK	Mode B	5	Edge Top	518598	2592.99	135	69	21.9	19.9	0.225	0.357	0.095	0.151	21.1	0.297	0.125	
ANT 2	Hotspot	DFT-s-OFDM π/2 BPSK	Mode B	5	Edge Right	518598	2592.99	1	271	21.9	19.9	0.023	0.036	0.010	0.016	21.1	0.030	0.013	
ANT 2	Hotspot	DFT-s-OFDM π/2 BPSK	Mode B	5	Edge Right	518598	2592.99	135	69	21.9	19.9	0.031	0.049	0.013	0.021	21.1	0.041	0.017	
ANT 2	Hotspot	DFT-s-OFDM π/2 BPSK	Mode B	5	Edge Left	518598	2592.99	1	271	21.9	19.9	0.638	1.011	0.251	0.398	21.1	0.841	0.331	
ANT 2	Hotspot	DFT-s-OFDM π/2 BPSK	Mode B	5	Edge Left	518598	2592.99	135	69	21.9	19.9	0.630	0.998	0.258	0.409	21.1	0.831	0.340	
Antenna(s)	RF Exposure Condition(s)	Mode(s)	Power Mode(s)	Dist. (mm)	Test Position(s)	Channel	Freq. (MHz)	RB Allocation	RB Offset	Max Output Pwr (dBm)	Meas. (dBm)	1-g Meas. (W/kg)	1-g Scaled (W/kg)	10-g Meas. (W/kg)	10-g Scaled (W/kg)	Max Output Pwr (dBm)	1-g Scaled (W/kg)	10-g Scaled (W/kg)	Plot No.
ANT 3	Head	DFT-s-OFDM π/2 BPSK	Mode A	0	Left Cheek	518598	2592.99	1	1	25.7	24.0	0.209	0.309	0.117	0.173	25.7	0.309	0.173	
ANT 3	Head	DFT-s-OFDM π/2 BPSK	Mode A	0	Left Cheek	518598	2592.99	135	69	25.7	24.0	0.217	0.321	0.123	0.182	25.7	0.321	0.182	
ANT 3	Head	DFT-s-OFDM π/2 BPSK	Mode A	0	Left Tilt	518598	2592.99	1	1	25.7	24.0	0.058	0.086	0.031	0.046	25.7	0.086	0.046	
ANT 3	Head	DFT-s-OFDM π/2 BPSK	Mode A	0	Left Tilt	518598	2592.99	135	69	25.7	24.0	0.047	0.070	0.023	0.034	25.7	0.070	0.034	
ANT 3	Head	DFT-s-OFDM π/2 BPSK	Mode A	0	Right Cheek	518598	2592.99	1	1	25.7	24.0	0.086	0.127	0.052	0.077	25.7	0.127	0.077	
ANT 3	Head	DFT-s-OFDM π/2 BPSK	Mode A	0	Right Cheek	518598	2592.99	135	69	25.7	24.0	0.085	0.126	0.050	0.074	25.7	0.126	0.074	
ANT 3	Head	DFT-s-OFDM π/2 BPSK	Mode A	0	Right Tilt	518598	2592.99	1	1	25.7	24.0	0.078	0.115	0.038	0.056	25.7	0.115	0.056	
ANT 3	Head	DFT-s-OFDM π/2 BPSK	Mode A	0	Right Tilt	518598	2592.99	135	69	25.7	24.0	0.087	0.129	0.043	0.064	25.7	0.129	0.064	
ANT 3	Body & Hotspot	DFT-s-OFDM π/2 BPSK	Mode B	5	Back	518598	2592.99	1	1	23.0	21.0	0.673	1.067	0.306	0.485	22.2	0.887	0.403	
ANT 3	Body & Hotspot	DFT-s-OFDM π/2 BPSK	Mode B	5	Back	518598	2592.99	135	69	23.0	21.0	0.692	1.097	0.312	0.494	22.2	0.912	0.411	
ANT 3	Body & Hotspot	DFT-s-OFDM π/2 BPSK	Mode B	5	Front	518598	2592.99	1	1	23.0	21.0	0.309	0.490	0.162	0.257	22.2	0.407	0.214	
ANT 3	Body & Hotspot	DFT-s-OFDM π/2 BPSK	Mode B	5	Front	518598	2592.99	135	69	23.0	21.0	0.312	0.494	0.166	0.263	22.2	0.411	0.219	
ANT 3	Body & Hotspot	DFT-s-OFDM π/2 BPSK	Mode B	5	Back (Offset)	518598	2592.99	1	1	23.0	21.0	0.551	0.873	0.253	0.401	22.2	0.726	0.334	
ANT 3	Body & Hotspot	DFT-s-OFDM π/2 BPSK	Mode B	5	Back (Offset)	518598	2592.99	135	69	23.0	21.0	0.539	0.854	0.239	0.379	22.2	0.711	0.315	
ANT 3	Hotspot	DFT-s-OFDM π/2 BPSK	Mode B	5	Edge Right	518598	2592.99	1	1	23.0	21.0	0.020	0.032	0.010	0.016	22.2	0.026	0.013	
ANT 3	Hotspot	DFT-s-OFDM π/2 BPSK	Mode B	5	Edge Right	518598	2592.99	135	69	23.0	21.0	0.025	0.040	0.011	0.017	22.2	0.033	0.015	
ANT 3	Hotspot	DFT-s-OFDM π/2 BPSK	Mode B	5	Edge Bottom	518598	2592.99	1	1	23.0	21.0	0.195	0.309	0.085	0.135	22.2	0.257	0.112	
ANT 3	Hotspot	DFT-s-OFDM π/2 BPSK	Mode B	5	Edge Bottom	518598	2592.99	135	69	23.0	21.0	0.192	0.304	0.084	0.133	22.2	0.253	0.111	
ANT 3	Hotspot	DFT-s-OFDM π/2 BPSK	Mode B	5	Edge Left	518598	2592.99	1	1	23.0	21.0	0.523	0.829	0.240	0.380	22.2	0.689	0.316	
ANT 3	Hotspot	DFT-s-OFDM π/2 BPSK	Mode B	5	Edge Left	518598	2592.99	135	69	23.0	21.0	0.524	0.830	0.248	0.393	22.2	0.691	0.327	
Antenna(s)	RF Exposure Condition(s)	Mode(s)	Power Mode(s)	Dist. (mm)	Test Position(s)	Channel	Freq. (MHz)	RB Allocation	RB Offset	Max Output Pwr (dBm)	Meas. (dBm)	1-g Meas. (W/kg)	1-g Scaled (W/kg)	10-g Meas. (W/kg)	10-g Scaled (W/kg)	Max Output Pwr (dBm)	1-g Scaled (W/kg)	10-g Scaled (W/kg)	Plot No.
ANT 4	Head	DFT-s-OFDM π/2 BPSK	Mode A	0	Left Cheek	518598	2592.99	1	271	18.5	16.8	0.799	**1.182**	0.315	0.466	17.7	0.983	0.388	80
ANT 4	Head	DFT-s-OFDM π/2 BPSK	Mode A	0	Left Cheek	518598	2592.99	135	69	18.5	16.8	0.792	1.171	0.307	0.454	17.7	0.974	0.378	
ANT 4	Head	DFT-s-OFDM π/2 BPSK	Mode A	0	Left Tilt	518598	2592.99	1	271	18.5	16.8	0.155	0.229	0.073	0.108	17.7	0.191	0.090	
ANT 4	Head	DFT-s-OFDM π/2 BPSK	Mode A	0	Left Tilt	518598	2592.99	135	69	18.5	16.8	0.122	0.180	0.058	0.086	17.7	0.150	0.071	
ANT 4	Head	DFT-s-OFDM π/2 BPSK	Mode A	0	Right Cheek	518598	2592.99	1	271	18.5	16.8	0.150	0.222	0.073	0.108	17.7	0.185	0.090	
ANT 4	Head	DFT-s-OFDM π/2 BPSK	Mode A	0	Right Cheek	518598	2592.99	135	69	18.5	16.8	0.180	0.266	0.089	0.132	17.7	0.221	0.109	
ANT 4	Head	DFT-s-OFDM π/2 BPSK	Mode A	0	Right Tilt	518598	2592.99	1	271	18.5	16.8	0.051	0.075	0.025	0.037	17.7	0.063	0.031	
ANT 4	Head	DFT-s-OFDM π/2 BPSK	Mode A	0	Right Tilt	518598	2592.99	135	69	18.5	16.8	0.052	0.077	0.026	0.038	17.7	0.064	0.032	
ANT 4	Body & Hotspot	DFT-s-OFDM π/2 BPSK	Mode B	5	Back	518598	2592.99	1	271	19.5	17.8	0.306	0.453	0.132	0.195	18.7	0.376	0.162	
ANT 4	Body & Hotspot	DFT-s-OFDM π/2 BPSK	Mode B	5	Back	518598	2592.99	135	69	19.5	17.9	0.393	0.568	0.170	0.246	18.7	0.472	0.204	
ANT 4	Body & Hotspot	DFT-s-OFDM π/2 BPSK	Mode B	5	Front	518598	2592.99	1	271	19.5	17.8	0.336	0.497	0.150	0.222	18.7	0.413	0.185	
ANT 4	Body & Hotspot	DFT-s-OFDM π/2 BPSK	Mode B	5	Front	518598	2592.99	135	69	19.5	17.9	0.311	0.450	0.143	0.207	18.7	0.374	0.172	
ANT 4	Hotspot	DFT-s-OFDM π/2 BPSK	Mode B	5	Edge Top	518598	2592.99	1	271	19.5	17.8	0.119	0.176	0.053	0.078	18.7	0.146	0.065	
ANT 4	Hotspot	DFT-s-OFDM π/2 BPSK	Mode B	5	Edge Top	518598	2592.99	135	69	19.5	17.9	0.120	0.173	0.055	0.079	18.7	0.144	0.066	
ANT 4	Hotspot	DFT-s-OFDM π/2 BPSK	Mode B	5	Edge Right	518598	2592.99	1	271	19.5	17.8	0.700	**1.035**	0.287	0.425	18.7	0.861	0.353	81
ANT 4	Hotspot	DFT-s-OFDM π/2 BPSK	Mode B	5	Edge Right	518598	2592.99	135	69	19.5	17.9	0.712	1.029	0.297	0.429	18.7	0.856	0.357	

This report shall not be reproduced without the written approval of UL Verification Services Inc.

10.28. NR Band n41 PC2 (100MHz Bandwidth)

From May 2017 TCB Workshop, SAR tests were performed using Power Class 3. SAR tests for Power Class 2 is performed using the highest SAR test configuration from Power Class 3 for each 5G NR (FR1) TDD configuration and exposure condition combination. Manufacturer/OEM declares operating duty cycle to be 100% and 50% for 5G NR (FR1) TDD Power Class 3 and Power Class 2 respectively. These Duty cycles were used for all 5G NR (FR1) TDD Power Class 3 and Power Class 2 SAR evaluations.
Additional SAR testing for Power Class 2 is not required when:

- The reported SAR vs. output power can be linearly scaled with < 10% discrepancy between power classes and all reported SAR are < 1.4 W/kg

Reported SAR vs. Output Power linearly scaled

Antenna	RF Exposure Condition	Mode(s)	Power Mode(s)	FR1 n41 PC2			FR1 n41 PC3				Linearly scaled Reported SAR (W/kg)	Linearly scaled (<10%)	Testing Required
				Duty Cycle (%)	Max Output Power	Frame Avg Pwr (mW)	Duty Cycle (%)	Max Output Power	Frame Avg Pwr (mW)	Reported SAR (W/kg)	PC2	PC2	PC2
ANT 1	Head	QPSK	Mode A	50.0%	28.7	370.7	100.0%	25.7	371.5	0.283	0.283	-0.11%	No
ANT 1	Body & Hotspot	QPSK	Mode B	50.0%	23.7	117.2	100.0%	23.7	234.4	1.166	0.583	-50.01%	No
ANT 1	Hotspot	QPSK	Mode B	50.0%	23.7	117.2	100.0%	23.7	234.4	1.166	0.583	-50.01%	No
ANT 2	Head	QPSK	Mode A	50.0%	19.4	43.6	100.0%	19.4	87.1	1.003	0.502	-49.96%	No
ANT 2	Body & Hotspot	QPSK	Mode B	50.0%	21.9	77.4	100.0%	21.9	154.9	0.935	0.468	-49.95%	No
ANT 2	Hotspot	QPSK	Mode B	50.0%	21.9	77.4	100.0%	21.9	154.9	1.011	0.506	-49.96%	No
ANT 3	Head	QPSK	Mode A	50.0%	28.7	370.7	100.0%	25.7	371.5	0.321	0.32	-0.30%	No
ANT 3	Body & Hotspot	QPSK	Mode B	50.0%	23.0	99.8	100.0%	23.0	199.5	1.097	0.548	-50.03%	No
ANT 3	Hotspot	QPSK	Mode B	50.0%	23.0	99.8	100.0%	23.0	199.5	1.097	0.548	-50.03%	No
ANT 4	Head	QPSK	Mode A	50.0%	18.5	35.4	100.0%	18.5	70.8	1.182	0.591	-49.99%	No
ANT 4	Body & Hotspot	QPSK	Mode B	50.0%	19.5	44.6	100.0%	19.5	89.1	0.568	0.284	-50.01%	No
ANT 4	Hotspot	QPSK	Mode B	50.0%	19.5	44.6	100.0%	19.5	89.1	1.035	0.518	-49.97%	No

Conclusion:

SAR test for Power Class 2 is not required because the PC3 reported SAR <1.4 W/kg and PC2 reported SAR vs. output power linearly scaled <10%.

This report shall not be reproduced without the written approval of UL Verification Services Inc.

10.29. NR Band n48 (100MHz Bandwidth)

										Cellular PS1						Cellular PS2			
Antenna(s)	RF Exposure Condition(s)	Mode(s)	Power Mode(s)	Dist. (mm)	Test Position(s)	Channel	Freq. (MHz)	RB Allocation	RB Offset	Max Output Pwr (dBm)	Meas. (dBm)	1-g Meas. (W/kg)	1-g Scaled (W/kg)	10-g Meas. (W/kg)	10-g Scaled (W/kg)	Max Output Pwr (dBm)	1-g Scaled (W/kg)	10-g Scaled (W/kg)	Plot No.
ANT 7	Head	DFT-s-OFDM π/2 BPSK	Mode A	0	Left Cheek	642890	3643.35	1	1	26.0	24.0	0.169	0.268	0.082	0.130	26.0	0.268	0.130	
ANT 7	Head	DFT-s-OFDM π/2 BPSK	Mode A	0	Left Cheek	642890	3643.35	50	28	26.0	24.0	0.146	0.231	0.071	0.113	26.0	0.231	0.113	
ANT 7	Head	DFT-s-OFDM π/2 BPSK	Mode A	0	Left Tilt	642890	3643.35	1	1	26.0	24.0	0.134	0.212	0.059	0.094	26.0	0.212	0.094	
ANT 7	Head	DFT-s-OFDM π/2 BPSK	Mode A	0	Left Tilt	642890	3643.35	50	28	26.0	24.0	0.151	0.239	0.066	0.105	26.0	0.239	0.105	
ANT 7	Head	DFT-s-OFDM π/2 BPSK	Mode A	0	Right Cheek	642890	3643.35	1	1	26.0	24.0	0.453	0.718	0.205	0.325	26.0	0.718	0.325	
ANT 7	Head	DFT-s-OFDM π/2 BPSK	Mode A	0	Right Cheek	642890	3643.35	50	28	26.0	24.0	0.390	0.618	0.179	0.284	26.0	0.618	0.284	
ANT 7	Head	DFT-s-OFDM π/2 BPSK	Mode A	0	Right Tilt	642890	3643.35	1	1	26.0	24.0	0.257	0.407	0.110	0.174	26.0	0.407	0.174	
ANT 7	Head	DFT-s-OFDM π/2 BPSK	Mode A	0	Right Tilt	642890	3643.35	50	28	26.0	24.0	0.251	0.398	0.106	0.168	26.0	0.398	0.168	
ANT 7	Body & Hotspot	DFT-s-OFDM π/2 BPSK	Mode B	5	Back	642890	3643.35	1	1	21.6	20.1	0.484	0.684	0.187	0.264	20.8	0.569	0.220	
ANT 7	Body & Hotspot	DFT-s-OFDM π/2 BPSK	Mode B	5	Back	642890	3643.35	50	28	21.6	20.0	0.404	0.584	0.155	0.224	20.8	0.486	0.186	
ANT 7	Body & Hotspot	DFT-s-OFDM π/2 BPSK	Mode B	5	Front	642890	3643.35	1	1	21.6	20.1	0.418	0.590	0.155	0.219	20.8	0.491	0.182	
ANT 7	Body & Hotspot	DFT-s-OFDM π/2 BPSK	Mode B	5	Front	642890	3643.35	50	28	21.6	20.0	0.368	0.532	0.132	0.191	20.8	0.442	0.159	
ANT 7	Body & Hotspot	DFT-s-OFDM π/2 BPSK	Mode B	5	Back (Offset)	642890	3643.35	1	1	21.6	20.1	0.449	0.634	0.170	0.240	20.8	0.528	0.200	
ANT 7	Body & Hotspot	DFT-s-OFDM π/2 BPSK	Mode B	5	Back (Offset)	642890	3643.35	50	28	21.6	20.0	0.513	0.742	0.194	0.280	20.8	0.617	0.233	
ANT 7	Hotspot	DFT-s-OFDM π/2 BPSK	Mode B	5	Edge Right	642890	3643.35	1	1	21.6	20.1	0.548	0.774	0.192	0.271	20.8	0.644	0.226	
ANT 7	Hotspot	DFT-s-OFDM π/2 BPSK	Mode B	5	Edge Right	642890	3643.35	50	28	21.6	20.0	0.672	0.971	0.237	0.343	20.8	0.808	0.285	
ANT 7	Hotspot	DFT-s-OFDM π/2 BPSK	Mode B	5	Edge Bottom	642890	3643.35	1	1	21.6	20.1	0.108	0.153	0.043	0.061	20.8	0.127	0.051	
ANT 7	Hotspot	DFT-s-OFDM π/2 BPSK	Mode B	5	Edge Bottom	642890	3643.35	50	28	21.6	20.0	0.109	0.158	0.044	0.064	20.8	0.131	0.053	
ANT 7	Hotspot	DFT-s-OFDM π/2 BPSK	Mode B	5	Edge Left	642890	3643.35	1	1	21.6	20.1	0.021	0.030	0.008	0.011	20.8	0.025	0.009	
ANT 7	Hotspot	DFT-s-OFDM π/2 BPSK	Mode B	5	Edge Left	642890	3643.35	50	28	21.6	20.0	0.023	0.033	0.008	0.012	20.8	0.028	0.010	
Antenna(s)	RF Exposure Condition(s)	Mode(s)	Power Mode(s)	Dist. (mm)	Test Position(s)	Channel	Freq. (MHz)	RB Allocation	RB Offset	Max Output Pwr (dBm)	Meas. (dBm)	1-g Meas. (W/kg)	1-g Scaled (W/kg)	10-g Meas. (W/kg)	10-g Scaled (W/kg)	Max Output Pwr (dBm)	1-g Scaled (W/kg)	10-g Scaled (W/kg)	Plot No.
ANT 8	Head	DFT-s-OFDM π/2 BPSK	Mode A	0	Left Cheek	642890	3643.35	1	104	18.8	17.1	0.120	0.177	0.052	0.077	18.0	0.148	0.064	
ANT 8	Head	DFT-s-OFDM π/2 BPSK	Mode A	0	Left Cheek	642890	3643.35	50	28	18.8	17.1	0.112	0.166	0.049	0.072	18.0	0.138	0.060	
ANT 8	Head	DFT-s-OFDM π/2 BPSK	Mode A	0	Left Tilt	642890	3643.35	1	104	18.8	17.1	0.056	0.083	0.024	0.035	18.0	0.069	0.030	
ANT 8	Head	DFT-s-OFDM π/2 BPSK	Mode A	0	Left Tilt	642890	3643.35	50	28	18.8	17.1	0.057	0.084	0.024	0.035	18.0	0.070	0.030	
ANT 8	Head	DFT-s-OFDM π/2 BPSK	Mode A	0	Right Cheek	642890	3643.35	1	104	18.8	17.1	0.747	1.105	0.263	0.389	18.0	0.919	0.324	
ANT 8	Head	DFT-s-OFDM π/2 BPSK	Mode A	0	Right Cheek	642890	3643.35	50	28	18.8	17.1	0.792	**1.171**	0.277	0.410	18.0	0.974	0.341	82
ANT 8	Head	DFT-s-OFDM π/2 BPSK	Mode A	0	Right Tilt	642890	3643.35	1	104	18.8	17.1	0.194	0.287	0.074	0.109	18.0	0.239	0.091	
ANT 8	Head	DFT-s-OFDM π/2 BPSK	Mode A	0	Right Tilt	642890	3643.35	50	28	18.8	17.1	0.186	0.275	0.072	0.106	18.0	0.229	0.089	
ANT 8	Body & Hotspot	DFT-s-OFDM π/2 BPSK	Mode B	5	Back	642890	3643.35	1	104	19.6	18.1	0.535	0.756	0.204	0.288	18.8	0.629	0.240	
ANT 8	Body & Hotspot	DFT-s-OFDM π/2 BPSK	Mode B	5	Back	642890	3643.35	50	28	19.6	18.0	0.519	0.750	0.199	0.288	18.8	0.624	0.239	
ANT 8	Body & Hotspot	DFT-s-OFDM π/2 BPSK	Mode B	5	Front	642890	3643.35	1	104	19.6	18.1	0.263	0.371	0.103	0.145	18.8	0.309	0.121	
ANT 8	Body & Hotspot	DFT-s-OFDM π/2 BPSK	Mode B	5	Front	642890	3643.35	50	28	19.6	18.0	0.267	0.386	0.104	0.150	18.8	0.321	0.125	
ANT 8	Hotspot	DFT-s-OFDM π/2 BPSK	Mode B	5	Edge Top	642890	3643.35	1	104	19.6	18.1	0.082	0.116	0.032	0.045	18.8	0.096	0.038	
ANT 8	Hotspot	DFT-s-OFDM π/2 BPSK	Mode B	5	Edge Top	642890	3643.35	50	28	19.6	18.0	0.081	0.117	0.032	0.046	18.8	0.097	0.038	
ANT 8	Hotspot	DFT-s-OFDM π/2 BPSK	Mode B	5	Edge Right	642890	3643.35	1	104	19.6	18.1	0.004	0.006	0.000	0.000	18.8	0.005	0.000	
ANT 8	Hotspot	DFT-s-OFDM π/2 BPSK	Mode B	5	Edge Right	642890	3643.35	50	28	19.6	18.0	0.004	0.006	0.000	0.000	18.8	0.005	0.000	
ANT 8	Hotspot	DFT-s-OFDM π/2 BPSK	Mode B	5	Edge Left	642890	3643.35	1	104	19.6	18.1	0.643	0.908	0.232	0.328	18.8	0.755	0.273	
ANT 8	Hotspot	DFT-s-OFDM π/2 BPSK	Mode B	5	Edge Left	642890	3643.35	50	28	19.6	18.0	0.666	0.963	0.247	0.357	18.8	0.801	0.297	
Antenna(s)	RF Exposure Condition(s)	Mode(s)	Power Mode(s)	Dist. (mm)	Test Position(s)	Channel	Freq. (MHz)	RB Allocation	RB Offset	Max Output Pwr (dBm)	Meas. (dBm)	1-g Meas. (W/kg)	1-g Scaled (W/kg)	10-g Meas. (W/kg)	10-g Scaled (W/kg)	Max Output Pwr (dBm)	1-g Scaled (W/kg)	10-g Scaled (W/kg)	Plot No.
ANT 9	Head	DFT-s-OFDM π/2 BPSK	Mode A	0	Left Cheek	642890	3643.35	1	1	26.0	24.2	0.153	0.232	0.065	0.098	26.0	0.232	0.098	
ANT 9	Head	DFT-s-OFDM π/2 BPSK	Mode A	0	Left Cheek	642890	3643.35	50	28	26.0	24.2	0.185	0.280	0.081	0.123	26.0	0.280	0.123	
ANT 9	Head	DFT-s-OFDM π/2 BPSK	Mode A	0	Left Tilt	642890	3643.35	1	1	26.0	24.2	0.061	0.092	0.021	0.032	26.0	0.092	0.032	
ANT 9	Head	DFT-s-OFDM π/2 BPSK	Mode A	0	Left Tilt	642890	3643.35	50	28	26.0	24.2	0.054	0.082	0.018	0.027	26.0	0.082	0.027	
ANT 9	Head	DFT-s-OFDM π/2 BPSK	Mode A	0	Right Cheek	642890	3643.35	1	1	26.0	24.2	0.099	0.150	0.043	0.065	26.0	0.150	0.065	
ANT 9	Head	DFT-s-OFDM π/2 BPSK	Mode A	0	Right Cheek	642890	3643.35	50	28	26.0	24.2	0.071	0.107	0.030	0.045	26.0	0.107	0.045	
ANT 9	Head	DFT-s-OFDM π/2 BPSK	Mode A	0	Right Tilt	642890	3643.35	1	1	26.0	24.2	0.106	0.160	0.040	0.061	26.0	0.160	0.061	
ANT 9	Head	DFT-s-OFDM π/2 BPSK	Mode A	0	Right Tilt	642890	3643.35	50	28	26.0	24.2	0.083	0.126	0.031	0.047	26.0	0.126	0.047	
ANT 9	Body & Hotspot	DFT-s-OFDM π/2 BPSK	Mode B	5	Back	642890	3643.35	1	1	23.2	21.8	0.567	0.783	0.237	0.327	22.4	0.651	0.272	
ANT 9	Body & Hotspot	DFT-s-OFDM π/2 BPSK	Mode B	5	Back	642890	3643.35	50	28	23.2	21.6	0.501	0.724	0.205	0.296	22.4	0.602	0.246	
ANT 9	Body & Hotspot	DFT-s-OFDM π/2 BPSK	Mode B	5	Front	642890	3643.35	1	1	23.2	21.8	0.611	0.843	0.228	0.315	22.4	0.702	0.262	
ANT 9	Body & Hotspot	DFT-s-OFDM π/2 BPSK	Mode B	5	Front	642890	3643.35	50	28	23.2	21.6	0.690	0.997	0.254	0.367	22.4	0.830	0.305	
ANT 9	Body & Hotspot	DFT-s-OFDM π/2 BPSK	Mode B	5	Back (Offset)	642890	3643.35	1	1	23.2	21.8	0.532	0.734	0.221	0.305	22.4	0.611	0.254	
ANT 9	Body & Hotspot	DFT-s-OFDM π/2 BPSK	Mode B	5	Back (Offset)	642890	3643.35	50	28	23.2	21.6	0.490	0.708	0.202	0.292	22.4	0.589	0.243	
ANT 9	Hotspot	DFT-s-OFDM π/2 BPSK	Mode B	5	Edge Right	642890	3643.35	1	1	23.2	21.8	0.007	0.010	0.003	0.004	22.4	0.008	0.003	
ANT 9	Hotspot	DFT-s-OFDM π/2 BPSK	Mode B	5	Edge Right	642890	3643.35	50	28	23.2	21.6	0.009	0.013	0.003	0.004	22.4	0.011	0.004	
ANT 9	Hotspot	DFT-s-OFDM π/2 BPSK	Mode B	5	Edge Bottom	642890	3643.35	1	1	23.2	21.8	0.086	0.119	0.035	0.048	22.4	0.099	0.040	
ANT 9	Hotspot	DFT-s-OFDM π/2 BPSK	Mode B	5	Edge Bottom	642890	3643.35	50	28	23.2	21.6	0.077	0.111	0.032	0.046	22.4	0.093	0.038	
ANT 9	Hotspot	DFT-s-OFDM π/2 BPSK	Mode B	5	Edge Left	642890	3643.35	1	1	23.2	21.8	0.742	1.024	0.247	0.341	22.4	0.852	0.284	
ANT 9	Hotspot	DFT-s-OFDM π/2 BPSK	Mode B	5	Edge Left	642890	3643.35	50	28	23.2	21.6	0.769	1.112	0.272	0.393	22.4	0.903	0.320	
Antenna(s)	RF Exposure Condition(s)	Mode(s)	Power Mode(s)	Dist. (mm)	Test Position(s)	Channel	Freq. (MHz)	RB Allocation	RB Offset	Max Output Pwr (dBm)	Meas. (dBm)	1-g Meas. (W/kg)	1-g Scaled (W/kg)	10-g Meas. (W/kg)	10-g Scaled (W/kg)	Max Output Pwr (dBm)	1-g Scaled (W/kg)	10-g Scaled (W/kg)	Plot No.
ANT 4	Head	DFT-s-OFDM π/2 BPSK	Mode A	0	Left Cheek	642890	3643.35	1	104	20.8	19.6	0.870	1.147	0.320	0.422	20.0	0.954	0.351	
ANT 4	Head	DFT-s-OFDM π/2 BPSK	Mode A	0	Left Cheek	642890	3643.35	50	28	20.8	19.6	0.885	1.167	0.324	0.427	20.0	0.970	0.355	
ANT 4	Head	DFT-s-OFDM π/2 BPSK	Mode A	0	Left Tilt	642890	3643.35	1	104	20.8	19.6	0.338	0.446	0.134	0.177	20.0	0.371	0.147	
ANT 4	Head	DFT-s-OFDM π/2 BPSK	Mode A	0	Left Tilt	642890	3643.35	50	28	20.8	19.6	0.333	0.439	0.131	0.173	20.0	0.365	0.144	
ANT 4	Head	DFT-s-OFDM π/2 BPSK	Mode A	0	Right Cheek	642890	3643.35	1	104	20.8	19.6	0.182	0.240	0.075	0.099	20.0	0.200	0.082	
ANT 4	Head	DFT-s-OFDM π/2 BPSK	Mode A	0	Right Cheek	642890	3643.35	50	28	20.8	19.6	0.195	0.257	0.080	0.105	20.0	0.214	0.088	
ANT 4	Head	DFT-s-OFDM π/2 BPSK	Mode A	0	Right Tilt	642890	3643.35	1	104	20.8	19.6	0.137	0.181	0.056	0.074	20.0	0.150	0.061	
ANT 4	Head	DFT-s-OFDM π/2 BPSK	Mode A	0	Right Tilt	642890	3643.35	50	28	20.8	19.6	0.163	0.215	0.067	0.088	20.0	0.179	0.073	
ANT 4	Body & Hotspot	DFT-s-OFDM π/2 BPSK	Mode B	5	Back	642890	3643.35	1	104	20.7	18.7	0.657	**1.041**	0.255	0.404	19.9	0.866	0.336	83
ANT 4	Body & Hotspot	DFT-s-OFDM π/2 BPSK	Mode B	5	Back	642890	3643.35	50	28	20.7	18.6	0.587	0.952	0.228	0.370	19.9	0.792	0.308	
ANT 4	Body & Hotspot	DFT-s-OFDM π/2 BPSK	Mode B	5	Front	642890	3643.35	1	104	20.7	18.7	0.285	0.452	0.113	0.179	19.9	0.376	0.149	
ANT 4	Body & Hotspot	DFT-s-OFDM π/2 BPSK	Mode B	5	Front	642890	3643.35	50	28	20.7	18.6	0.306	0.496	0.120	0.195	19.9	0.413	0.162	
ANT 4	Hotspot	DFT-s-OFDM π/2 BPSK	Mode B	5	Edge Top	642890	3643.35	1	104	20.7	18.7	0.084	0.133	0.036	0.057	19.9	0.111	0.047	
ANT 4	Hotspot	DFT-s-OFDM π/2 BPSK	Mode B	5	Edge Top	642890	3643.35	50	28	20.7	18.7	0.085	0.135	0.037	0.059	19.9	0.112	0.049	
ANT 4	Hotspot	DFT-s-OFDM π/2 BPSK	Mode B	5	Edge Right	642890	3643.35	1	104	20.7	18.7	0.710	**1.125**	0.259	0.410	19.9	0.936	0.341	84
ANT 4	Hotspot	DFT-s-OFDM π/2 BPSK	Mode B	5	Edge Right	642890	3643.35	50	28	20.7	18.7	0.642	1.018	0.235	0.372	19.9	0.846	0.310	

This report shall not be reproduced without the written approval of UL Verification Services Inc.

10.30. NR Band n53 (10MHz Bandwidth)

										Cellular PS1						Cellular PS2			
Antenna(s)	RF Exposure Condition(s)	Mode(s)	Power Mode(s)	Dist. (mm)	Test Position(s)	Channel	Freq. (MHz)	RB Allocation	RB Offset	Max Output Pwr (dBm)	Meas. (dBm)	1-g Meas. (W/kg)	1-g Scaled (W/kg)	10-g Meas. (W/kg)	10-g Scaled (W/kg)	Max Output Pwr (dBm)	1-g Scaled (W/kg)	10-g Scaled (W/kg)	Plot No.
ANT 3	Head	DFT-s-OFDM π/2 BPSK	Mode A	0	Left Cheek	497860	2489.3	1	1	20.7	19.0	0.237	0.351	0.131	0.194	20.7	0.351	0.194	
ANT 3	Head	DFT-s-OFDM π/2 BPSK	Mode A	0	Left Cheek	497860	2489.3	12	6	20.7	18.9	0.303	0.459	0.169	0.256	20.7	0.459	0.256	
ANT 3	Head	DFT-s-OFDM π/2 BPSK	Mode A	0	Left Tilt	497860	2489.3	1	1	20.7	19.0	0.080	0.118	0.043	0.064	20.7	0.118	0.064	
ANT 3	Head	DFT-s-OFDM π/2 BPSK	Mode A	0	Left Tilt	497860	2489.3	12	6	20.7	18.9	0.101	0.153	0.055	0.083	20.7	0.153	0.083	
ANT 3	Head	DFT-s-OFDM π/2 BPSK	Mode A	0	Right Cheek	497860	2489.3	1	1	20.7	19.0	0.139	0.206	0.080	0.118	20.7	0.206	0.118	
ANT 3	Head	DFT-s-OFDM π/2 BPSK	Mode A	0	Right Cheek	497860	2489.3	12	6	20.7	18.9	0.138	0.209	0.079	0.120	20.7	0.209	0.120	
ANT 3	Head	DFT-s-OFDM π/2 BPSK	Mode A	0	Right Tilt	497860	2489.3	1	1	20.7	19.0	0.154	0.228	0.077	0.114	20.7	0.228	0.114	
ANT 3	Head	DFT-s-OFDM π/2 BPSK	Mode A	0	Right Tilt	497860	2489.3	12	6	20.7	18.9	0.159	0.241	0.081	0.123	20.7	0.241	0.123	
ANT 3	Body & Hotspot	DFT-s-OFDM π/2 BPSK	Mode B	5	Back	497860	2489.3	1	1	20.7	19.0	0.345	0.510	0.159	0.235	20.7	0.510	0.235	
ANT 3	Body & Hotspot	DFT-s-OFDM π/2 BPSK	Mode B	5	Back	497860	2489.3	12	6	20.7	18.9	0.348	0.527	0.149	0.226	20.7	0.527	0.226	
ANT 3	Body & Hotspot	DFT-s-OFDM π/2 BPSK	Mode B	5	Front	497860	2489.3	1	1	20.7	19.0	0.214	0.317	0.118	0.175	20.7	0.317	0.175	
ANT 3	Body & Hotspot	DFT-s-OFDM π/2 BPSK	Mode B	5	Front	497860	2489.3	12	6	20.7	18.9	0.226	0.342	0.125	0.189	20.7	0.342	0.189	
ANT 3	Body & Hotspot	DFT-s-OFDM π/2 BPSK	Mode B	5	Back (Offset)	497860	2489.3	1	1	20.7	19.0	0.339	0.501	0.160	0.237	20.7	0.501	0.237	
ANT 3	Body & Hotspot	DFT-s-OFDM π/2 BPSK	Mode B	5	Back (Offset)	497860	2489.3	12	6	20.7	18.9	0.484	0.733	0.222	0.336	20.7	0.733	0.336	
ANT 3	Hotspot	DFT-s-OFDM π/2 BPSK	Mode B	5	Edge Right	497860	2489.3	1	1	20.7	19.0	0.010	0.015	0.004	0.006	20.7	0.015	0.006	
ANT 3	Hotspot	DFT-s-OFDM π/2 BPSK	Mode B	5	Edge Right	497860	2489.3	12	6	20.7	18.9	0.010	0.015	0.004	0.006	20.7	0.015	0.006	
ANT 3	Hotspot	DFT-s-OFDM π/2 BPSK	Mode B	5	Edge Bottom	497860	2489.3	1	1	20.7	19.0	0.130	0.192	0.057	0.084	20.7	0.192	0.084	
ANT 3	Hotspot	DFT-s-OFDM π/2 BPSK	Mode B	5	Edge Bottom	497860	2489.3	12	6	20.7	18.9	0.129	0.195	0.056	0.085	20.7	0.195	0.085	
ANT 3	Hotspot	DFT-s-OFDM π/2 BPSK	Mode B	5	Edge Left	497860	2489.3	1	1	20.7	19.0	0.413	0.611	0.196	0.290	20.7	0.611	0.290	
ANT 3	Hotspot	DFT-s-OFDM π/2 BPSK	Mode B	5	Edge Left	497860	2489.3	12	6	20.7	18.9	0.422	0.639	0.199	0.301	20.7	0.639	0.301	
Antenna(s)	RF Exposure Condition(s)	Mode(s)	Power Mode(s)	Dist. (mm)	Test Position(s)	Channel	Freq. (MHz)	RB Allocation	RB Offset	Max Output Pwr (dBm)	Meas. (dBm)	1-g Meas. (W/kg)	1-g Scaled (W/kg)	10-g Meas. (W/kg)	10-g Scaled (W/kg)	Max Output Pwr (dBm)	1-g Scaled (W/kg)	10-g Scaled (W/kg)	Plot No.
ANT 4	Head	DFT-s-OFDM π/2 BPSK	Mode A	0	Left Cheek	497860	2489.3	1	1	19.8	18.5	0.841	1.134	0.349	0.471	19.0	0.944	0.392	
ANT 4	Head	DFT-s-OFDM π/2 BPSK	Mode A	0	Left Cheek	497860	2489.3	12	6	19.8	18.5	0.879	**1.186**	0.373	0.503	19.0	0.986	0.419	85
ANT 4	Head	DFT-s-OFDM π/2 BPSK	Mode A	0	Left Tilt	497860	2489.3	1	1	19.8	18.5	0.194	0.262	0.076	0.103	19.0	0.218	0.085	
ANT 4	Head	DFT-s-OFDM π/2 BPSK	Mode A	0	Left Tilt	497860	2489.3	12	6	19.8	18.5	0.206	0.278	0.081	0.109	19.0	0.231	0.091	
ANT 4	Head	DFT-s-OFDM π/2 BPSK	Mode A	0	Right Cheek	497860	2489.3	1	1	19.8	18.5	0.287	0.387	0.143	0.193	19.0	0.322	0.160	
ANT 4	Head	DFT-s-OFDM π/2 BPSK	Mode A	0	Right Cheek	497860	2489.3	12	6	19.8	18.5	0.321	0.433	0.159	0.214	19.0	0.360	0.178	
ANT 4	Head	DFT-s-OFDM π/2 BPSK	Mode A	0	Right Tilt	497860	2489.3	1	1	19.8	18.5	0.075	0.101	0.040	0.054	19.0	0.084	0.045	
ANT 4	Head	DFT-s-OFDM π/2 BPSK	Mode A	0	Right Tilt	497860	2489.3	12	6	19.8	18.5	0.072	0.097	0.038	0.051	19.0	0.081	0.043	
ANT 4	Body & Hotspot	DFT-s-OFDM π/2 BPSK	Mode B	5	Back	497860	2489.3	1	1	20.7	18.7	0.490	0.777	0.215	0.341	20.1	0.676	0.297	
ANT 4	Body & Hotspot	DFT-s-OFDM π/2 BPSK	Mode B	5	Back	497860	2489.3	12	6	20.7	18.7	0.535	**0.848**	0.232	0.368	20.1	0.739	0.320	86
ANT 4	Body & Hotspot	DFT-s-OFDM π/2 BPSK	Mode B	5	Front	497860	2489.3	1	1	20.7	18.7	0.438	0.694	0.193	0.306	20.1	0.605	0.266	
ANT 4	Body & Hotspot	DFT-s-OFDM π/2 BPSK	Mode B	5	Front	497860	2489.3	12	6	20.7	18.7	0.432	0.685	0.190	0.301	20.1	0.596	0.262	
ANT 4	Hotspot	DFT-s-OFDM π/2 BPSK	Mode B	5	Edge Top	497860	2489.3	1	1	20.7	18.7	0.086	0.136	0.034	0.054	20.1	0.119	0.047	
ANT 4	Hotspot	DFT-s-OFDM π/2 BPSK	Mode B	5	Edge Top	497860	2489.3	12	6	20.7	18.7	0.094	0.149	0.038	0.060	20.1	0.130	0.052	
ANT 4	Hotspot	DFT-s-OFDM π/2 BPSK	Mode B	5	Edge Right	497860	2489.3	1	1	20.7	18.7	0.716	**1.135**	0.313	0.496	20.1	0.988	0.432	87
ANT 4	Hotspot	DFT-s-OFDM π/2 BPSK	Mode B	5	Edge Right	497860	2489.3	12	6	20.7	18.7	0.693	1.098	0.304	0.482	20.1	0.957	0.420	
ANT 4	Hotspot	DFT-s-OFDM π/2 BPSK	Mode B	5	Edge Left	497860	2489.3	1	1	20.7	18.7	0.042	0.067	0.017	0.027	20.1	0.058	0.023	
ANT 4	Hotspot	DFT-s-OFDM π/2 BPSK	Mode B	5	Edge Left	497860	2489.3	12	6	20.7	18.7	0.041	0.065	0.018	0.029	20.1	0.057	0.025	

This report shall not be reproduced without the written approval of UL Verification Services Inc.

10.31. NR Band n66 (40MHz Bandwidth)

										Cellular PS1						Cellular PS2			
Antenna(s)	RF Exposure Condition(s)	Mode(s)	Power Mode(s)	Dist. (mm)	Test Position(s)	Channel	Freq. (MHz)	RB Allocation	RB Offset	Max Output Pwr (dBm)	Meas. (dBm)	1-g Meas. (W/kg)	1-g Scaled (W/kg)	10-g Meas. (W/kg)	10-g Scaled (W/kg)	Max Output Pwr (dBm)	1-g Scaled (W/kg)	10-g Scaled (W/kg)	Plot No.
ANT 1	Head	DFT-s-OFDM π/2 BPSK	Mode A	0	Left Cheek	349000	1745	1	1	25.7	24.5	0.058	0.076	0.041	0.054	25.7	0.076	0.054	
ANT 1	Head	DFT-s-OFDM π/2 BPSK	Mode A	0	Left Cheek	349000	1745	120	61	25.7	24.5	0.084	0.111	0.057	0.075	25.7	0.111	0.075	
ANT 1	Head	DFT-s-OFDM π/2 BPSK	Mode A	0	Left Tilt	349000	1745	1	1	25.7	24.5	0.043	0.057	0.028	0.037	25.7	0.057	0.037	
ANT 1	Head	DFT-s-OFDM π/2 BPSK	Mode A	0	Left Tilt	349000	1745	120	61	25.7	24.5	0.054	0.071	0.036	0.047	25.7	0.071	0.047	
ANT 1	Head	DFT-s-OFDM π/2 BPSK	Mode A	0	Right Cheek	349000	1745	1	1	25.7	24.5	0.113	0.149	0.077	0.102	25.7	0.149	0.102	
ANT 1	Head	DFT-s-OFDM π/2 BPSK	Mode A	0	Right Cheek	349000	1745	120	61	25.7	24.5	0.146	0.192	0.100	0.132	25.7	0.192	0.132	
ANT 1	Head	DFT-s-OFDM π/2 BPSK	Mode A	0	Right Tilt	349000	1745	1	1	25.7	24.5	0.047	0.062	0.033	0.044	25.7	0.062	0.044	
ANT 1	Head	DFT-s-OFDM π/2 BPSK	Mode A	0	Right Tilt	349000	1745	120	61	25.7	24.5	0.059	0.078	0.041	0.054	25.7	0.078	0.054	
ANT 1	Body & Hotspot	DFT-s-OFDM π/2 BPSK	Mode B	5	Back	349000	1745	1	1	22.4	21.4	0.696	0.876	0.358	0.451	21.6	0.729	0.375	
ANT 1	Body & Hotspot	DFT-s-OFDM π/2 BPSK	Mode B	5	Back	349000	1745	120	61	22.4	21.4	0.848	1.068	0.438	0.551	21.6	0.888	0.459	
ANT 1	Body & Hotspot	DFT-s-OFDM π/2 BPSK	Mode B	5	Front	349000	1745	1	1	22.4	21.4	0.337	0.424	0.186	0.234	21.6	0.353	0.195	
ANT 1	Body & Hotspot	DFT-s-OFDM π/2 BPSK	Mode B	5	Front	349000	1745	120	61	22.4	21.4	0.399	0.502	0.226	0.285	21.6	0.418	0.237	
ANT 1	Body & Hotspot	DFT-s-OFDM π/2 BPSK	Mode B	5	Back (Offset)	349000	1745	1	1	22.4	21.4	0.769	0.968	0.406	0.511	21.6	0.805	0.425	
ANT 1	Body & Hotspot	DFT-s-OFDM π/2 BPSK	Mode B	5	Back (Offset)	349000	1745	120	61	22.4	21.4	0.874	1.100	0.462	0.582	21.6	0.915	0.484	
ANT 1	Hotspot	DFT-s-OFDM π/2 BPSK	Mode B	5	Edge Right	349000	1745	1	1	22.4	21.4	0.531	0.668	0.272	0.342	21.6	0.556	0.285	
ANT 1	Hotspot	DFT-s-OFDM π/2 BPSK	Mode B	5	Edge Right	349000	1745	120	61	22.4	21.4	0.579	0.729	0.301	0.379	21.6	0.606	0.315	
ANT 1	Hotspot	DFT-s-OFDM π/2 BPSK	Mode B	5	Edge Bottom	349000	1745	1	1	22.4	21.4	0.544	0.685	0.248	0.312	21.6	0.570	0.260	
ANT 1	Hotspot	DFT-s-OFDM π/2 BPSK	Mode B	5	Edge Bottom	349000	1745	120	61	22.4	21.4	0.589	0.742	0.283	0.356	21.6	0.617	0.296	
ANT 1	Hotspot	DFT-s-OFDM π/2 BPSK	Mode B	5	Edge Left	349000	1745	1	1	22.4	21.4	0.027	0.034	0.015	0.019	21.6	0.028	0.016	
ANT 1	Hotspot	DFT-s-OFDM π/2 BPSK	Mode B	5	Edge Left	349000	1745	120	61	22.4	21.4	0.034	0.043	0.019	0.024	21.6	0.036	0.020	
Antenna(s)	RF Exposure Condition(s)	Mode(s)	Power Mode(s)	Dist. (mm)	Test Position(s)	Channel	Freq. (MHz)	RB Allocation	RB Offset	Max Output Pwr (dBm)	Meas. (dBm)	1-g Meas. (W/kg)	1-g Scaled (W/kg)	10-g Meas. (W/kg)	10-g Scaled (W/kg)	Max Output Pwr (dBm)	1-g Scaled (W/kg)	10-g Scaled (W/kg)	Plot No.
ANT 2	Head	DFT-s-OFDM π/2 BPSK	Mode A	0	Left Cheek	349000	1745	1	1	21.8	20.5	0.481	0.649	0.306	0.413	21.0	0.540	0.343	
ANT 2	Head	DFT-s-OFDM π/2 BPSK	Mode A	0	Left Cheek	349000	1745	120	61	21.8	20.5	0.470	0.634	0.296	0.399	21.0	0.527	0.332	
ANT 2	Head	DFT-s-OFDM π/2 BPSK	Mode A	0	Left Tilt	349000	1745	1	1	21.8	20.5	0.285	0.384	0.174	0.235	21.0	0.320	0.195	
ANT 2	Head	DFT-s-OFDM π/2 BPSK	Mode A	0	Left Tilt	349000	1745	120	61	21.8	20.5	0.279	0.376	0.171	0.231	21.0	0.313	0.192	
ANT 2	Head	DFT-s-OFDM π/2 BPSK	Mode A	0	Right Cheek	349000	1745	1	1	21.8	20.5	0.872	**1.176**	0.483	0.652	21.0	0.978	0.542	88
ANT 2	Head	DFT-s-OFDM π/2 BPSK	Mode A	0	Right Cheek	349000	1745	120	61	21.8	20.5	0.763	1.029	0.419	0.565	21.0	0.856	0.470	
ANT 2	Head	DFT-s-OFDM π/2 BPSK	Mode A	0	Right Tilt	349000	1745	1	1	21.8	20.5	0.411	0.554	0.213	0.287	21.0	0.461	0.239	
ANT 2	Head	DFT-s-OFDM π/2 BPSK	Mode A	0	Right Tilt	349000	1745	120	61	21.8	20.5	0.426	0.575	0.221	0.298	21.0	0.478	0.248	
ANT 2	Body & Hotspot	DFT-s-OFDM π/2 BPSK	Mode B	5	Back	349000	1745	1	1	24.5	23.2	0.545	0.735	0.317	0.428	23.7	0.612	0.356	
ANT 2	Body & Hotspot	DFT-s-OFDM π/2 BPSK	Mode B	5	Back	349000	1745	120	61	24.5	23.3	0.522	0.688	0.303	0.399	23.7	0.572	0.332	
ANT 2	Body & Hotspot	DFT-s-OFDM π/2 BPSK	Mode B	5	Front	349000	1745	1	1	24.5	23.2	0.433	0.584	0.237	0.320	23.7	0.486	0.266	
ANT 2	Body & Hotspot	DFT-s-OFDM π/2 BPSK	Mode B	5	Front	349000	1745	120	61	24.5	23.3	0.443	0.584	0.239	0.315	23.7	0.486	0.262	
ANT 2	Hotspot	DFT-s-OFDM π/2 BPSK	Mode B	5	Edge Top	349000	1745	1	1	24.5	23.2	0.364	0.491	0.179	0.241	23.7	0.408	0.201	
ANT 2	Hotspot	DFT-s-OFDM π/2 BPSK	Mode B	5	Edge Top	349000	1745	120	61	24.5	23.3	0.390	0.514	0.193	0.254	23.7	0.428	0.212	
ANT 2	Hotspot	DFT-s-OFDM π/2 BPSK	Mode B	5	Edge Right	349000	1745	1	1	24.5	23.2	0.079	0.107	0.045	0.061	23.7	0.089	0.050	
ANT 2	Hotspot	DFT-s-OFDM π/2 BPSK	Mode B	5	Edge Right	349000	1745	120	61	24.5	23.3	0.076	0.100	0.042	0.055	23.7	0.083	0.046	
ANT 2	Hotspot	DFT-s-OFDM π/2 BPSK	Mode B	5	Edge Left	349000	1745	1	1	24.5	23.2	0.781	1.054	0.419	0.565	23.7	0.876	0.470	
ANT 2	Hotspot	DFT-s-OFDM π/2 BPSK	Mode B	5	Edge Left	349000	1745	120	61	24.5	23.3	0.821	**1.082**	0.438	0.577	23.7	0.900	0.480	89
Antenna(s)	RF Exposure Condition(s)	Mode(s)	Power Mode(s)	Dist. (mm)	Test Position(s)	Channel	Freq. (MHz)	RB Allocation	RB Offset	Max Output Pwr (dBm)	Meas. (dBm)	1-g Meas. (W/kg)	1-g Scaled (W/kg)	10-g Meas. (W/kg)	10-g Scaled (W/kg)	Max Output Pwr (dBm)	1-g Scaled (W/kg)	10-g Scaled (W/kg)	Plot No.
ANT 3	Head	DFT-s-OFDM π/2 BPSK	Mode A	0	Left Cheek	349000	1745	1	1	25.7	24.1	0.111	0.160	0.074	0.107	25.7	0.160	0.107	
ANT 3	Head	DFT-s-OFDM π/2 BPSK	Mode A	0	Left Cheek	349000	1745	120	61	25.7	24.0	0.115	0.170	0.074	0.109	25.7	0.170	0.109	
ANT 3	Head	DFT-s-OFDM π/2 BPSK	Mode A	0	Left Tilt	349000	1745	1	1	25.7	24.1	0.058	0.084	0.038	0.055	25.7	0.084	0.055	
ANT 3	Head	DFT-s-OFDM π/2 BPSK	Mode A	0	Left Tilt	349000	1745	120	61	25.7	24.0	0.052	0.077	0.034	0.050	25.7	0.077	0.050	
ANT 3	Head	DFT-s-OFDM π/2 BPSK	Mode A	0	Right Cheek	349000	1745	1	1	25.7	24.1	0.057	0.082	0.038	0.055	25.7	0.082	0.055	
ANT 3	Head	DFT-s-OFDM π/2 BPSK	Mode A	0	Right Cheek	349000	1745	120	61	25.7	24.0	0.053	0.078	0.036	0.053	25.7	0.078	0.053	
ANT 3	Head	DFT-s-OFDM π/2 BPSK	Mode A	0	Right Tilt	349000	1745	1	1	25.7	24.1	0.047	0.068	0.030	0.043	25.7	0.068	0.043	
ANT 3	Head	DFT-s-OFDM π/2 BPSK	Mode A	0	Right Tilt	349000	1745	120	61	25.7	24.0	0.048	0.071	0.030	0.044	25.7	0.071	0.044	
ANT 3	Body & Hotspot	DFT-s-OFDM π/2 BPSK	Mode B	5	Back	349000	1745	1	1	23.3	21.9	0.838	1.157	0.441	0.609	22.5	0.962	0.506	
ANT 3	Body & Hotspot	DFT-s-OFDM π/2 BPSK	Mode B	5	Back	349000	1745	120	61	23.3	21.9	0.725	1.001	0.375	0.518	22.5	0.832	0.431	
ANT 3	Body & Hotspot	DFT-s-OFDM π/2 BPSK	Mode B	5	Front	349000	1745	1	1	23.3	21.9	0.549	0.758	0.283	0.391	22.5	0.630	0.325	
ANT 3	Body & Hotspot	DFT-s-OFDM π/2 BPSK	Mode B	5	Front	349000	1745	120	61	23.3	21.9	0.488	0.674	0.232	0.320	22.5	0.560	0.266	
ANT 3	Body & Hotspot	DFT-s-OFDM π/2 BPSK	Mode B	5	Back (Offset)	349000	1745	1	1	23.3	21.9	0.794	1.096	0.406	0.560	22.5	0.912	0.466	
ANT 3	Body & Hotspot	DFT-s-OFDM π/2 BPSK	Mode B	5	Back (Offset)	349000	1745	120	61	23.3	21.9	0.731	1.009	0.369	0.509	22.5	0.839	0.424	
ANT 3	Hotspot	DFT-s-OFDM π/2 BPSK	Mode B	5	Edge Right	349000	1745	1	1	23.3	21.9	0.031	0.043	0.017	0.023	22.5	0.036	0.020	
ANT 3	Hotspot	DFT-s-OFDM π/2 BPSK	Mode B	5	Edge Right	349000	1745	120	61	23.3	21.9	0.021	0.029	0.012	0.017	22.5	0.024	0.014	
ANT 3	Hotspot	DFT-s-OFDM π/2 BPSK	Mode B	5	Edge Bottom	349000	1745	1	1	23.3	21.9	0.735	1.015	0.322	0.444	22.5	0.844	0.370	
ANT 3	Hotspot	DFT-s-OFDM π/2 BPSK	Mode B	5	Edge Bottom	349000	1745	120	61	23.3	21.9	0.568	0.784	0.256	0.353	22.5	0.652	0.294	
ANT 3	Hotspot	DFT-s-OFDM π/2 BPSK	Mode B	5	Edge Left	349000	1745	1	1	23.3	21.9	0.598	0.825	0.320	0.442	22.5	0.687	0.367	
ANT 3	Hotspot	DFT-s-OFDM π/2 BPSK	Mode B	5	Edge Left	349000	1745	120	61	23.3	21.9	0.566	0.781	0.301	0.415	22.5	0.650	0.346	
Antenna(s)	RF Exposure Condition(s)	Mode(s)	Power Mode(s)	Dist. (mm)	Test Position(s)	Channel	Freq. (MHz)	RB Allocation	RB Offset	Max Output Pwr (dBm)	Meas. (dBm)	1-g Meas. (W/kg)	1-g Scaled (W/kg)	10-g Meas. (W/kg)	10-g Scaled (W/kg)	Max Output Pwr (dBm)	1-g Scaled (W/kg)	10-g Scaled (W/kg)	Plot No.
ANT 4	Head	DFT-s-OFDM π/2 BPSK	Mode A	0	Left Cheek	349000	1745	1	1	21.0	20.3	0.896	1.053	0.476	0.559	20.2	0.876	0.465	
ANT 4	Head	DFT-s-OFDM π/2 BPSK	Mode A	0	Left Cheek	349000	1745	120	61	21.0	20.3	0.974	1.144	0.510	0.599	20.2	0.952	0.498	
ANT 4	Head	DFT-s-OFDM π/2 BPSK	Mode A	0	Left Tilt	349000	1745	1	1	21.0	20.3	0.679	0.798	0.323	0.379	20.2	0.664	0.316	
ANT 4	Head	DFT-s-OFDM π/2 BPSK	Mode A	0	Left Tilt	349000	1745	120	61	21.0	20.3	0.662	0.778	0.316	0.371	20.2	0.647	0.309	
ANT 4	Head	DFT-s-OFDM π/2 BPSK	Mode A	0	Right Cheek	349000	1745	1	1	21.0	20.3	0.220	0.258	0.143	0.168	20.2	0.215	0.140	
ANT 4	Head	DFT-s-OFDM π/2 BPSK	Mode A	0	Right Cheek	349000	1745	120	61	21.0	20.3	0.218	0.256	0.141	0.166	20.2	0.213	0.138	
ANT 4	Head	DFT-s-OFDM π/2 BPSK	Mode A	0	Right Tilt	349000	1745	1	1	21.0	20.3	0.268	0.315	0.156	0.183	20.2	0.262	0.152	
ANT 4	Head	DFT-s-OFDM π/2 BPSK	Mode A	0	Right Tilt	349000	1745	120	61	21.0	20.3	0.296	0.348	0.174	0.204	20.2	0.289	0.170	
ANT 4	Body & Hotspot	DFT-s-OFDM π/2 BPSK	Mode B	5	Back	349000	1745	1	1	22.8	21.5	0.745	1.005	0.385	0.519	22.0	0.836	0.432	
ANT 4	Body & Hotspot	DFT-s-OFDM π/2 BPSK	Mode B	5	Back	349000	1745	120	61	22.8	21.5	0.868	**1.171**	0.444	0.599	22.0	0.974	0.498	90
ANT 4	Body & Hotspot	DFT-s-OFDM π/2 BPSK	Mode B	5	Front	349000	1745	1	1	22.8	21.5	0.383	0.517	0.204	0.275	22.0	0.430	0.229	
ANT 4	Body & Hotspot	DFT-s-OFDM π/2 BPSK	Mode B	5	Front	349000	1745	120	61	22.8	21.5	0.468	0.631	0.253	0.341	22.0	0.525	0.284	
ANT 4	Hotspot	DFT-s-OFDM π/2 BPSK	Mode B	5	Edge Top	349000	1745	1	1	22.8	21.5	0.327	0.441	0.153	0.206	22.0	0.367	0.172	
ANT 4	Hotspot	DFT-s-OFDM π/2 BPSK	Mode B	5	Edge Top	349000	1745	120	61	22.8	21.5	0.393	0.530	0.186	0.251	22.0	0.441	0.209	
ANT 4	Hotspot	DFT-s-OFDM π/2 BPSK	Mode B	5	Edge Right	349000	1745	1	1	22.8	21.5	0.457	0.616	0.239	0.322	22.0	0.513	0.268	
ANT 4	Hotspot	DFT-s-OFDM π/2 BPSK	Mode B	5	Edge Right	349000	1745	120	61	22.8	21.5	0.514	0.693	0.271	0.366	22.0	0.577	0.304	

This report shall not be reproduced without the written approval of UL Verification Services Inc.

10.32. NR Band n70 (15MHz Bandwidth)

										Cellular PS1						Cellular PS2			
Antenna(s)	RF Exposure Condition(s)	Mode(s)	Power Mode(s)	Dist. (mm)	Test Position(s)	Channel	Freq. (MHz)	RB Allocation	RB Offset	Max Output Pwr (dBm)	Meas. (dBm)	1-g Meas. (W/kg)	1-g Scaled (W/kg)	10-g Meas. (W/kg)	10-g Scaled (W/kg)	Max Output Pwr (dBm)	1-g Scaled (W/kg)	10-g Scaled (W/kg)	Plot No.
ANT 1	Head	DFT-s-OFDM π/2 BPSK	Mode A	0	Left Cheek	340500	1702.5	1	77	25.7	24.4	0.165	0.223	0.112	0.151	25.7	0.223	0.151	
ANT 1	Head	DFT-s-OFDM π/2 BPSK	Mode A	0	Left Cheek	340500	1702.5	36	22	25.7	24.3	0.198	0.273	0.136	0.188	25.7	0.273	0.188	
ANT 1	Head	DFT-s-OFDM π/2 BPSK	Mode A	0	Left Tilt	340500	1702.5	1	77	25.7	24.4	0.113	0.152	0.075	0.101	25.7	0.152	0.101	
ANT 1	Head	DFT-s-OFDM π/2 BPSK	Mode A	0	Left Tilt	340500	1702.5	36	22	25.7	24.3	0.138	0.190	0.090	0.124	25.7	0.190	0.124	
ANT 1	Head	DFT-s-OFDM π/2 BPSK	Mode A	0	Right Cheek	340500	1702.5	1	77	25.7	24.3	0.163	0.225	0.108	0.149	25.7	0.225	0.149	
ANT 1	Head	DFT-s-OFDM π/2 BPSK	Mode A	0	Right Cheek	340500	1702.5	36	22	25.7	24.3	0.173	0.239	0.115	0.159	25.7	0.239	0.159	
ANT 1	Head	DFT-s-OFDM π/2 BPSK	Mode A	0	Right Tilt	340500	1702.5	1	77	25.7	24.4	0.106	0.143	0.074	0.100	25.7	0.143	0.100	
ANT 1	Head	DFT-s-OFDM π/2 BPSK	Mode A	0	Right Tilt	340500	1702.5	36	22	25.7	24.3	0.125	0.173	0.087	0.120	25.7	0.173	0.120	
ANT 1	Body & Hotspot	DFT-s-OFDM π/2 BPSK	Mode B	5	Back	340500	1702.5	1	77	22.3	21.4	0.860	1.058	0.442	0.544	21.5	0.880	0.452	
ANT 1	Body & Hotspot	DFT-s-OFDM π/2 BPSK	Mode B	5	Back	340500	1702.5	36	22	22.3	21.4	0.931	1.145	0.480	0.591	21.5	0.953	0.491	
ANT 1	Body & Hotspot	DFT-s-OFDM π/2 BPSK	Mode B	5	Front	340500	1702.5	1	77	22.3	21.4	0.511	0.629	0.274	0.337	21.5	0.523	0.280	
ANT 1	Body & Hotspot	DFT-s-OFDM π/2 BPSK	Mode B	5	Front	340500	1702.5	36	22	22.3	21.4	0.560	0.689	0.304	0.374	21.5	0.573	0.311	
ANT 1	Body & Hotspot	DFT-s-OFDM π/2 BPSK	Mode B	5	Back (Offset)	340500	1702.5	1	77	22.3	21.4	0.956	1.176	0.491	0.604	21.5	0.978	0.502	
ANT 1	Body & Hotspot	DFT-s-OFDM π/2 BPSK	Mode B	5	Back (Offset)	340500	1702.5	36	22	22.3	21.4	0.964	**1.186**	0.495	0.609	21.5	0.986	0.507	91
ANT 1	Hotspot	DFT-s-OFDM π/2 BPSK	Mode B	5	Edge Right	340500	1702.5	1	77	22.3	21.4	0.610	0.750	0.329	0.405	21.5	0.624	0.337	
ANT 1	Hotspot	DFT-s-OFDM π/2 BPSK	Mode B	5	Edge Right	340500	1702.5	36	22	22.3	21.4	0.721	0.887	0.385	0.474	21.5	0.738	0.394	
ANT 1	Hotspot	DFT-s-OFDM π/2 BPSK	Mode B	5	Edge Bottom	340500	1702.5	1	77	22.3	21.4	0.688	0.846	0.318	0.391	21.5	0.704	0.325	
ANT 1	Hotspot	DFT-s-OFDM π/2 BPSK	Mode B	5	Edge Bottom	340500	1702.5	36	22	22.3	21.4	0.712	0.876	0.325	0.400	21.5	0.729	0.333	
ANT 1	Hotspot	DFT-s-OFDM π/2 BPSK	Mode B	5	Edge Left	340500	1702.5	1	77	22.3	21.4	0.058	0.071	0.030	0.037	21.5	0.059	0.031	
ANT 1	Hotspot	DFT-s-OFDM π/2 BPSK	Mode B	5	Edge Left	340500	1702.5	36	22	22.3	21.4	0.056	0.069	0.029	0.036	21.5	0.057	0.030	
Antenna(s)	RF Exposure Condition(s)	Mode(s)	Power Mode(s)	Dist. (mm)	Test Position(s)	Channel	Freq. (MHz)	RB Allocation	RB Offset	Max Output Pwr (dBm)	Meas. (dBm)	1-g Meas. (W/kg)	1-g Scaled (W/kg)	10-g Meas. (W/kg)	10-g Scaled (W/kg)	Max Output Pwr (dBm)	1-g Scaled (W/kg)	10-g Scaled (W/kg)	Plot No.
ANT 2	Head	DFT-s-OFDM π/2 BPSK	Mode A	0	Left Cheek	340500	1702.5	1	77	22.2	20.3	0.445	0.689	0.286	0.443	21.4	0.573	0.368	
ANT 2	Head	DFT-s-OFDM π/2 BPSK	Mode A	0	Left Cheek	340500	1702.5	36	22	22.2	20.3	0.473	0.733	0.305	0.472	21.4	0.609	0.393	
ANT 2	Head	DFT-s-OFDM π/2 BPSK	Mode A	0	Left Tilt	340500	1702.5	1	77	22.2	20.3	0.356	0.551	0.213	0.330	21.4	0.459	0.274	
ANT 2	Head	DFT-s-OFDM π/2 BPSK	Mode A	0	Left Tilt	340500	1702.5	36	22	22.2	20.3	0.384	0.595	0.231	0.358	21.4	0.495	0.298	
ANT 2	Head	DFT-s-OFDM π/2 BPSK	Mode A	0	Right Cheek	340500	1702.5	1	77	22.2	20.3	0.744	1.152	0.402	0.623	21.4	0.958	0.518	
ANT 2	Head	DFT-s-OFDM π/2 BPSK	Mode A	0	Right Cheek	340500	1702.5	36	22	22.2	20.3	0.761	1.179	0.412	0.638	21.4	0.980	0.531	
ANT 2	Head	DFT-s-OFDM π/2 BPSK	Mode A	0	Right Tilt	340500	1702.5	1	77	22.2	20.3	0.303	0.469	0.154	0.239	21.4	0.390	0.198	
ANT 2	Head	DFT-s-OFDM π/2 BPSK	Mode A	0	Right Tilt	340500	1702.5	36	22	22.2	20.3	0.308	0.477	0.158	0.245	21.4	0.397	0.204	
ANT 2	Body & Hotspot	DFT-s-OFDM π/2 BPSK	Mode B	5	Back	340500	1702.5	1	77	24.7	22.9	0.665	1.007	0.370	0.560	23.9	0.837	0.466	
ANT 2	Body & Hotspot	DFT-s-OFDM π/2 BPSK	Mode B	5	Back	340500	1702.5	36	22	24.7	22.9	0.659	0.997	0.367	0.555	23.9	0.830	0.462	
ANT 2	Body & Hotspot	DFT-s-OFDM π/2 BPSK	Mode B	5	Front	340500	1702.5	1	77	24.7	22.9	0.649	0.982	0.354	0.536	23.9	0.817	0.446	
ANT 2	Body & Hotspot	DFT-s-OFDM π/2 BPSK	Mode B	5	Front	340500	1702.5	36	22	24.7	22.9	0.686	1.038	0.372	0.563	23.9	0.864	0.468	
ANT 2	Hotspot	DFT-s-OFDM π/2 BPSK	Mode B	5	Edge Top	340500	1702.5	1	77	24.7	22.9	0.586	0.887	0.287	0.434	23.9	0.738	0.361	
ANT 2	Hotspot	DFT-s-OFDM π/2 BPSK	Mode B	5	Edge Top	340500	1702.5	36	22	24.7	22.9	0.520	0.787	0.258	0.390	23.9	0.655	0.325	
ANT 2	Hotspot	DFT-s-OFDM π/2 BPSK	Mode B	5	Edge Right	340500	1702.5	1	77	24.7	22.9	0.110	0.166	0.063	0.095	23.9	0.138	0.079	
ANT 2	Hotspot	DFT-s-OFDM π/2 BPSK	Mode B	5	Edge Right	340500	1702.5	36	22	24.7	22.9	0.130	0.197	0.074	0.112	23.9	0.164	0.093	
ANT 2	Hotspot	DFT-s-OFDM π/2 BPSK	Mode B	5	Edge Left	340500	1702.5	1	77	24.7	22.9	0.768	**1.162**	0.408	0.618	23.9	0.967	0.514	92
ANT 2	Hotspot	DFT-s-OFDM π/2 BPSK	Mode B	5	Edge Left	340500	1702.5	36	22	24.7	22.9	0.682	1.032	0.366	0.554	23.9	0.859	0.461	
Antenna(s)	RF Exposure Condition(s)	Mode(s)	Power Mode(s)	Dist. (mm)	Test Position(s)	Channel	Freq. (MHz)	RB Allocation	RB Offset	Max Output Pwr (dBm)	Meas. (dBm)	1-g Meas. (W/kg)	1-g Scaled (W/kg)	10-g Meas. (W/kg)	10-g Scaled (W/kg)	Max Output Pwr (dBm)	1-g Scaled (W/kg)	10-g Scaled (W/kg)	Plot No.
ANT 3	Head	DFT-s-OFDM π/2 BPSK	Mode A	0	Left Cheek	340500	1702.5	1	77	25.7	24.3	0.085	0.117	0.057	0.079	25.7	0.117	0.079	
ANT 3	Head	DFT-s-OFDM π/2 BPSK	Mode A	0	Left Cheek	340500	1702.5	36	22	25.7	24.3	0.081	0.112	0.054	0.075	25.7	0.112	0.075	
ANT 3	Head	DFT-s-OFDM π/2 BPSK	Mode A	0	Left Tilt	340500	1702.5	1	77	25.7	24.3	0.046	0.063	0.031	0.043	25.7	0.063	0.043	
ANT 3	Head	DFT-s-OFDM π/2 BPSK	Mode A	0	Left Tilt	340500	1702.5	36	22	25.7	24.3	0.040	0.055	0.026	0.036	25.7	0.055	0.036	
ANT 3	Head	DFT-s-OFDM π/2 BPSK	Mode A	0	Right Cheek	340500	1702.5	1	77	25.7	24.3	0.115	0.159	0.077	0.106	25.7	0.159	0.106	
ANT 3	Head	DFT-s-OFDM π/2 BPSK	Mode A	0	Right Cheek	340500	1702.5	36	22	25.7	24.3	0.098	0.135	0.066	0.091	25.7	0.135	0.091	
ANT 3	Head	DFT-s-OFDM π/2 BPSK	Mode A	0	Right Tilt	340500	1702.5	1	77	25.7	24.3	0.095	0.131	0.060	0.083	25.7	0.131	0.083	
ANT 3	Head	DFT-s-OFDM π/2 BPSK	Mode A	0	Right Tilt	340500	1702.5	36	22	25.7	24.3	0.094	0.130	0.059	0.081	25.7	0.130	0.081	
ANT 3	Body & Hotspot	DFT-s-OFDM π/2 BPSK	Mode B	5	Back	340500	1702.5	1	77	24.4	23.0	0.453	0.625	0.228	0.315	23.6	0.520	0.262	
ANT 3	Body & Hotspot	DFT-s-OFDM π/2 BPSK	Mode B	5	Back	340500	1702.5	36	22	24.4	23.0	0.506	0.698	0.256	0.353	23.6	0.581	0.294	
ANT 3	Body & Hotspot	DFT-s-OFDM π/2 BPSK	Mode B	5	Front	340500	1702.5	1	77	24.4	23.0	0.616	0.850	0.359	0.496	23.6	0.707	0.412	
ANT 3	Body & Hotspot	DFT-s-OFDM π/2 BPSK	Mode B	5	Front	340500	1702.5	36	22	24.4	23.0	0.572	0.790	0.331	0.457	23.6	0.657	0.380	
ANT 3	Body & Hotspot	DFT-s-OFDM π/2 BPSK	Mode B	5	Back (Offset)	340500	1702.5	1	77	24.4	23.0	0.573	0.791	0.294	0.406	23.6	0.658	0.338	
ANT 3	Body & Hotspot	DFT-s-OFDM π/2 BPSK	Mode B	5	Back (Offset)	340500	1702.5	36	22	24.4	23.0	0.614	0.848	0.316	0.436	23.6	0.705	0.363	
ANT 3	Hotspot	DFT-s-OFDM π/2 BPSK	Mode B	5	Edge Right	340500	1702.5	1	77	24.4	23.0	0.163	0.225	0.083	0.115	23.6	0.187	0.095	
ANT 3	Hotspot	DFT-s-OFDM π/2 BPSK	Mode B	5	Edge Right	340500	1702.5	36	22	24.4	23.0	0.137	0.189	0.070	0.097	23.6	0.157	0.080	
ANT 3	Hotspot	DFT-s-OFDM π/2 BPSK	Mode B	5	Edge Bottom	340500	1702.5	1	77	24.4	23.0	0.653	0.901	0.303	0.418	23.6	0.750	0.348	
ANT 3	Hotspot	DFT-s-OFDM π/2 BPSK	Mode B	5	Edge Bottom	340500	1702.5	36	22	24.4	23.0	0.638	0.881	0.299	0.413	23.6	0.733	0.343	
ANT 3	Hotspot	DFT-s-OFDM π/2 BPSK	Mode B	5	Edge Left	340500	1702.5	1	77	24.4	23.0	0.420	0.580	0.228	0.315	23.6	0.482	0.262	
ANT 3	Hotspot	DFT-s-OFDM π/2 BPSK	Mode B	5	Edge Left	340500	1702.5	36	22	24.4	23.0	0.386	0.533	0.211	0.291	23.6	0.443	0.242	
Antenna(s)	RF Exposure Condition(s)	Mode(s)	Power Mode(s)	Dist. (mm)	Test Position(s)	Channel	Freq. (MHz)	RB Allocation	RB Offset	Max Output Pwr (dBm)	Meas. (dBm)	1-g Meas. (W/kg)	1-g Scaled (W/kg)	10-g Meas. (W/kg)	10-g Scaled (W/kg)	Max Output Pwr (dBm)	1-g Scaled (W/kg)	10-g Scaled (W/kg)	Plot No.
ANT 4	Head	DFT-s-OFDM π/2 BPSK	Mode A	0	Left Cheek	340500	1702.5	1	77	21.8	20.9	0.944	1.161	0.494	0.608	21.0	0.966	0.506	
ANT 4	Head	DFT-s-OFDM π/2 BPSK	Mode A	0	Left Cheek	340500	1702.5	36	22	21.8	20.1	0.802	**1.186**	0.419	0.620	21.0	0.987	0.515	93
ANT 4	Head	DFT-s-OFDM π/2 BPSK	Mode A	0	Left Tilt	340500	1702.5	1	77	21.8	20.9	0.571	0.702	0.281	0.346	21.0	0.584	0.288	
ANT 4	Head	DFT-s-OFDM π/2 BPSK	Mode A	0	Left Tilt	340500	1702.5	36	22	21.8	20.1	0.542	0.802	0.264	0.390	21.0	0.667	0.325	
ANT 4	Head	DFT-s-OFDM π/2 BPSK	Mode A	0	Right Cheek	340500	1702.5	1	77	21.8	20.9	0.289	0.356	0.180	0.221	21.0	0.296	0.184	
ANT 4	Head	DFT-s-OFDM π/2 BPSK	Mode A	0	Right Cheek	340500	1702.5	36	22	21.8	20.1	0.251	0.371	0.157	0.232	21.0	0.309	0.193	
ANT 4	Head	DFT-s-OFDM π/2 BPSK	Mode A	0	Right Tilt	340500	1702.5	1	77	21.8	20.9	0.195	0.240	0.115	0.141	21.0	0.200	0.118	
ANT 4	Head	DFT-s-OFDM π/2 BPSK	Mode A	0	Right Tilt	340500	1702.5	36	22	21.8	20.1	0.243	0.359	0.142	0.210	21.0	0.299	0.175	
ANT 4	Body & Hotspot	DFT-s-OFDM π/2 BPSK	Mode B	5	Back	340500	1702.5	1	1	23.7	21.7	0.322	0.510	0.180	0.285	22.9	0.424	0.237	
ANT 4	Body & Hotspot	DFT-s-OFDM π/2 BPSK	Mode B	5	Back	340500	1702.5	36	22	23.7	21.7	0.396	0.628	0.221	0.350	22.9	0.522	0.291	
ANT 4	Body & Hotspot	DFT-s-OFDM π/2 BPSK	Mode B	5	Front	340500	1702.5	1	1	23.7	21.7	0.391	0.620	0.220	0.349	22.9	0.515	0.290	
ANT 4	Body & Hotspot	DFT-s-OFDM π/2 BPSK	Mode B	5	Front	340500	1702.5	36	22	23.7	21.7	0.358	0.567	0.205	0.325	22.9	0.472	0.270	
ANT 4	Hotspot	DFT-s-OFDM π/2 BPSK	Mode B	5	Edge Top	340500	1702.5	1	1	23.7	21.7	0.503	0.797	0.246	0.390	22.9	0.663	0.324	
ANT 4	Hotspot	DFT-s-OFDM π/2 BPSK	Mode B	5	Edge Top	340500	1702.5	36	22	23.7	21.7	0.519	0.823	0.253	0.401	22.9	0.684	0.334	
ANT 4	Hotspot	DFT-s-OFDM π/2 BPSK	Mode B	5	Edge Right	340500	1702.5	1	1	23.7	21.7	0.578	0.916	0.290	0.460	22.9	0.762	0.382	
ANT 4	Hotspot	DFT-s-OFDM π/2 BPSK	Mode B	5	Edge Right	340500	1702.5	36	22	23.7	21.7	0.541	0.857	0.270	0.428	22.9	0.713	0.356	

This report shall not be reproduced without the written approval of UL Verification Services Inc.

10.33. NR Band n71 (20MHz Bandwidth)

										Cellular PS1						Cellular PS2			
Antenna(s)	RF Exposure Condition(s)	Mode(s)	Power Mode(s)	Dist. (mm)	Test Position(s)	Channel	Freq. (MHz)	RB Allocation	RB Offset	Max Output Pwr (dBm)	Meas. (dBm)	1-g Meas. (W/kg)	1-g Scaled (W/kg)	10-g Meas. (W/kg)	10-g Scaled (W/kg)	Max Output Pwr (dBm)	1-g Scaled (W/kg)	10-g Scaled (W/kg)	Plot No.
ANT 1	Head	DFT-s-OFDM π/2 BPSK	Mode A	0	Left Cheek	136100	680.5	1	1	25.7	24.4	0.097	0.131	0.077	0.104	25.7	0.131	0.104	
ANT 1	Head	DFT-s-OFDM π/2 BPSK	Mode A	0	Left Cheek	136100	680.5	50	28	25.7	24.4	0.150	0.202	0.119	0.161	25.7	0.202	0.161	
ANT 1	Head	DFT-s-OFDM π/2 BPSK	Mode A	0	Left Tilt	136100	680.5	1	1	25.7	24.4	0.061	0.082	0.049	0.066	25.7	0.082	0.066	
ANT 1	Head	DFT-s-OFDM π/2 BPSK	Mode A	0	Left Tilt	136100	680.5	50	28	25.7	24.4	0.082	0.111	0.065	0.088	25.7	0.111	0.088	
ANT 1	Head	DFT-s-OFDM π/2 BPSK	Mode A	0	Right Cheek	136100	680.5	1	1	25.7	24.4	0.079	0.107	0.064	0.086	25.7	0.107	0.086	
ANT 1	Head	DFT-s-OFDM π/2 BPSK	Mode A	0	Right Cheek	136100	680.5	50	28	25.7	24.4	0.133	0.179	0.106	0.143	25.7	0.179	0.143	
ANT 1	Head	DFT-s-OFDM π/2 BPSK	Mode A	0	Right Tilt	136100	680.5	1	1	25.7	24.4	0.060	0.081	0.048	0.065	25.7	0.081	0.065	
ANT 1	Head	DFT-s-OFDM π/2 BPSK	Mode A	0	Right Tilt	136100	680.5	50	28	25.7	24.4	0.088	0.119	0.071	0.096	25.7	0.119	0.096	
ANT 1	Body & Hotspot	DFT-s-OFDM π/2 BPSK	Mode B	5	Back	136100	680.5	1	1	25.7	24.4	0.225	0.304	0.135	0.182	25.7	0.304	0.182	
ANT 1	Body & Hotspot	DFT-s-OFDM π/2 BPSK	Mode B	5	Back	136100	680.5	50	28	25.7	24.4	0.349	0.471	0.214	0.289	25.7	0.471	0.289	
ANT 1	Body & Hotspot	DFT-s-OFDM π/2 BPSK	Mode B	5	Front	136100	680.5	1	1	25.7	24.4	0.113	0.152	0.070	0.094	25.7	0.152	0.094	
ANT 1	Body & Hotspot	DFT-s-OFDM π/2 BPSK	Mode B	5	Front	136100	680.5	50	28	25.7	24.4	0.187	0.252	0.113	0.152	25.7	0.252	0.152	
ANT 1	Body & Hotspot	DFT-s-OFDM π/2 BPSK	Mode B	5	Back (Offset)	136100	680.5	1	1	25.7	24.4	0.271	0.366	0.170	0.229	25.7	0.366	0.229	
ANT 1	Body & Hotspot	DFT-s-OFDM π/2 BPSK	Mode B	5	Back (Offset)	136100	680.5	50	28	25.7	24.4	0.361	0.487	0.235	0.317	25.7	0.487	0.317	
ANT 1	Hotspot	DFT-s-OFDM π/2 BPSK	Mode B	5	Edge Right	136100	680.5	1	1	25.7	24.4	0.151	0.204	0.101	0.136	25.7	0.204	0.136	
ANT 1	Hotspot	DFT-s-OFDM π/2 BPSK	Mode B	5	Edge Right	136100	680.5	50	28	25.7	24.4	0.171	0.231	0.114	0.154	25.7	0.231	0.154	
ANT 1	Hotspot	DFT-s-OFDM π/2 BPSK	Mode B	5	Edge Bottom	136100	680.5	1	1	25.7	24.4	0.075	0.101	0.030	0.040	25.7	0.101	0.040	
ANT 1	Hotspot	DFT-s-OFDM π/2 BPSK	Mode B	5	Edge Bottom	136100	680.5	50	28	25.7	24.4	0.127	0.171	0.053	0.071	25.7	0.171	0.071	
ANT 1	Hotspot	DFT-s-OFDM π/2 BPSK	Mode B	5	Edge Left	136100	680.5	1	1	25.7	24.4	0.122	0.165	0.084	0.113	25.7	0.165	0.113	
ANT 1	Hotspot	DFT-s-OFDM π/2 BPSK	Mode B	5	Edge Left	136100	680.5	50	28	25.7	24.4	0.147	0.198	0.100	0.135	25.7	0.198	0.135	
Antenna(s)	RF Exposure Condition(s)	Mode(s)	Power Mode(s)	Dist. (mm)	Test Position(s)	Channel	Freq. (MHz)	RB Allocation	RB Offset	Max Output Pwr (dBm)	Meas. (dBm)	1-g Meas. (W/kg)	1-g Scaled (W/kg)	10-g Meas. (W/kg)	10-g Scaled (W/kg)	Max Output Pwr (dBm)	1-g Scaled (W/kg)	10-g Scaled (W/kg)	Plot No.
ANT 2	Head	DFT-s-OFDM π/2 BPSK	Mode A	0	Left Cheek	136100	680.5	1	1	25.7	24.2	0.444	0.627	0.232	0.328	25.7	0.627	0.328	
ANT 2	Head	DFT-s-OFDM π/2 BPSK	Mode A	0	Left Cheek	136100	680.5	50	28	25.7	24.2	0.448	0.633	0.236	0.333	25.7	0.633	0.333	
ANT 2	Head	DFT-s-OFDM π/2 BPSK	Mode A	0	Left Tilt	136100	680.5	1	1	25.7	24.2	0.407	0.575	0.208	0.294	25.7	0.575	0.294	
ANT 2	Head	DFT-s-OFDM π/2 BPSK	Mode A	0	Left Tilt	136100	680.5	50	28	25.7	24.2	0.406	0.573	0.209	0.295	25.7	0.573	0.295	
ANT 2	Head	DFT-s-OFDM π/2 BPSK	Mode A	0	Right Cheek	136100	680.5	1	1	25.7	24.2	0.580	0.819	0.286	0.404	25.7	0.819	0.404	
ANT 2	Head	DFT-s-OFDM π/2 BPSK	Mode A	0	Right Cheek	136100	680.5	50	28	25.7	24.2	0.513	0.725	0.282	0.398	25.7	0.725	0.398	
ANT 2	Head	DFT-s-OFDM π/2 BPSK	Mode A	0	Right Tilt	136100	680.5	1	1	25.7	24.2	0.594	**0.839**	0.277	0.391	25.7	0.839	0.391	94
ANT 2	Head	DFT-s-OFDM π/2 BPSK	Mode A	0	Right Tilt	136100	680.5	50	28	25.7	24.2	0.498	0.703	0.245	0.346	25.7	0.703	0.346	
ANT 2	Body & Hotspot	DFT-s-OFDM π/2 BPSK	Mode B	5	Back	136100	680.5	1	1	25.7	24.2	0.312	0.441	0.166	0.234	25.7	0.441	0.234	
ANT 2	Body & Hotspot	DFT-s-OFDM π/2 BPSK	Mode B	5	Back	136100	680.5	50	28	25.7	24.2	0.307	0.434	0.163	0.230	25.7	0.434	0.230	
ANT 2	Body & Hotspot	DFT-s-OFDM π/2 BPSK	Mode B	5	Front	136100	680.5	1	1	25.7	24.2	0.226	0.319	0.121	0.171	25.7	0.319	0.171	
ANT 2	Body & Hotspot	DFT-s-OFDM π/2 BPSK	Mode B	5	Front	136100	680.5	50	28	25.7	24.2	0.212	0.299	0.114	0.161	25.7	0.299	0.161	
ANT 2	Hotspot	DFT-s-OFDM π/2 BPSK	Mode B	5	Edge Top	136100	680.5	1	1	25.7	24.2	0.281	0.397	0.129	0.182	25.7	0.397	0.182	
ANT 2	Hotspot	DFT-s-OFDM π/2 BPSK	Mode B	5	Edge Top	136100	680.5	50	28	25.7	24.2	0.283	0.400	0.128	0.181	25.7	0.400	0.181	
ANT 2	Hotspot	DFT-s-OFDM π/2 BPSK	Mode B	5	Edge Right	136100	680.5	1	1	25.7	24.2	0.082	0.116	0.054	0.076	25.7	0.116	0.076	
ANT 2	Hotspot	DFT-s-OFDM π/2 BPSK	Mode B	5	Edge Right	136100	680.5	50	28	25.7	24.2	0.094	0.133	0.062	0.088	25.7	0.133	0.088	
ANT 2	Hotspot	DFT-s-OFDM π/2 BPSK	Mode B	5	Edge Left	136100	680.5	1	1	25.7	24.2	0.160	0.226	0.097	0.137	25.7	0.226	0.137	
ANT 2	Hotspot	DFT-s-OFDM π/2 BPSK	Mode B	5	Edge Left	136100	680.5	50	28	25.7	24.2	0.169	0.239	0.105	0.148	25.7	0.239	0.148	
Antenna(s)	RF Exposure Condition(s)	Mode(s)	Power Mode(s)	Dist. (mm)	Test Position(s)	Channel	Freq. (MHz)	RB Allocation	RB Offset	Max Output Pwr (dBm)	Meas. (dBm)	1-g Meas. (W/kg)	1-g Scaled (W/kg)	10-g Meas. (W/kg)	10-g Scaled (W/kg)	Max Output Pwr (dBm)	1-g Scaled (W/kg)	10-g Scaled (W/kg)	Plot No.
ANT 3	Head	DFT-s-OFDM π/2 BPSK	Mode A	0	Left Cheek	136100	680.5	1	1	25.7	23.7	0.092	0.146	0.072	0.114	25.7	0.146	0.114	
ANT 3	Head	DFT-s-OFDM π/2 BPSK	Mode A	0	Left Cheek	136100	680.5	50	28	25.7	23.7	0.097	0.154	0.076	0.120	25.7	0.154	0.120	
ANT 3	Head	DFT-s-OFDM π/2 BPSK	Mode A	0	Left Tilt	136100	680.5	1	1	25.7	23.7	0.045	0.071	0.037	0.059	25.7	0.071	0.059	
ANT 3	Head	DFT-s-OFDM π/2 BPSK	Mode A	0	Left Tilt	136100	680.5	50	28	25.7	23.7	0.055	0.087	0.045	0.071	25.7	0.087	0.071	
ANT 3	Head	DFT-s-OFDM π/2 BPSK	Mode A	0	Right Cheek	136100	680.5	1	1	25.7	23.7	0.075	0.119	0.060	0.095	25.7	0.119	0.095	
ANT 3	Head	DFT-s-OFDM π/2 BPSK	Mode A	0	Right Cheek	136100	680.5	50	28	25.7	23.7	0.095	0.151	0.077	0.122	25.7	0.151	0.122	
ANT 3	Head	DFT-s-OFDM π/2 BPSK	Mode A	0	Right Tilt	136100	680.5	1	1	25.7	23.7	0.032	0.051	0.026	0.041	25.7	0.051	0.041	
ANT 3	Head	DFT-s-OFDM π/2 BPSK	Mode A	0	Right Tilt	136100	680.5	50	28	25.7	23.7	0.049	0.078	0.040	0.063	25.7	0.078	0.063	
ANT 3	Body & Hotspot	DFT-s-OFDM π/2 BPSK	Mode B	5	Back	136100	680.5	1	1	25.7	23.7	0.238	0.377	0.150	0.238	25.7	0.377	0.238	
ANT 3	Body & Hotspot	DFT-s-OFDM π/2 BPSK	Mode B	5	Back	136100	680.5	50	28	25.7	23.7	0.221	0.350	0.114	0.181	25.7	0.350	0.181	
ANT 3	Body & Hotspot	DFT-s-OFDM π/2 BPSK	Mode B	5	Front	136100	680.5	1	1	25.7	23.7	0.161	0.255	0.090	0.143	25.7	0.255	0.143	
ANT 3	Body & Hotspot	DFT-s-OFDM π/2 BPSK	Mode B	5	Front	136100	680.5	50	28	25.7	23.7	0.148	0.235	0.082	0.130	25.7	0.235	0.130	
ANT 3	Body & Hotspot	DFT-s-OFDM π/2 BPSK	Mode B	5	Back (Offset)	136100	680.5	1	1	25.7	23.7	0.365	**0.578**	0.187	0.296	25.7	0.578	0.296	95
ANT 3	Body & Hotspot	DFT-s-OFDM π/2 BPSK	Mode B	5	Back (Offset)	136100	680.5	50	28	25.7	23.7	0.278	0.441	0.147	0.233	25.7	0.441	0.233	
ANT 3	Hotspot	DFT-s-OFDM π/2 BPSK	Mode B	5	Edge Right	136100	680.5	1	1	25.7	23.7	0.234	0.371	0.155	0.246	25.7	0.371	0.246	
ANT 3	Hotspot	DFT-s-OFDM π/2 BPSK	Mode B	5	Edge Right	136100	680.5	50	28	25.7	23.7	0.260	**0.412**	0.174	0.276	25.7	0.412	0.276	96
ANT 3	Hotspot	DFT-s-OFDM π/2 BPSK	Mode B	5	Edge Bottom	136100	680.5	1	1	25.7	23.7	0.149	0.236	0.062	0.098	25.7	0.236	0.098	
ANT 3	Hotspot	DFT-s-OFDM π/2 BPSK	Mode B	5	Edge Bottom	136100	680.5	50	28	25.7	23.7	0.159	0.252	0.066	0.105	25.7	0.252	0.105	
ANT 3	Hotspot	DFT-s-OFDM π/2 BPSK	Mode B	5	Edge Left	136100	680.5	1	1	25.7	23.7	0.182	0.288	0.124	0.197	25.7	0.288	0.197	
ANT 3	Hotspot	DFT-s-OFDM π/2 BPSK	Mode B	5	Edge Left	136100	680.5	50	28	25.7	23.7	0.224	0.355	0.153	0.242	25.7	0.355	0.242	

This report shall not be reproduced without the written approval of UL Verification Services Inc.

10.34. NR Band n77 (Block A) PC3 (100MHz Bandwidth)

										Cellular PS1						Cellular PS2			
Antenna(s)	RF Exposure Condition(s)	Mode(s)	Power Mode(s)	Dist. (mm)	Test Position(s)	Channel	Freq. (MHz)	RB Allocation	RB Offset	Max Output Pwr (dBm)	Meas. (dBm)	1-g Meas. (W/kg)	1-g Scaled (W/kg)	10-g Meas. (W/kg)	10-g Scaled (W/kg)	Max Output Pwr (dBm)	1-g Scaled (W/kg)	10-g Scaled (W/kg)	Plot No.
ANT 7	Head	DFT-s-OFDM π/2 BPSK	Mode A	0	Left Cheek	633334	3500.01	1	1	26.0	24.0	0.151	0.239	0.072	0.114	26.0	0.239	0.114	
ANT 7	Head	DFT-s-OFDM π/2 BPSK	Mode A	0	Left Cheek	633334	3500.01	135	69	26.0	24.0	0.160	0.254	0.077	0.122	26.0	0.254	0.122	
ANT 7	Head	DFT-s-OFDM π/2 BPSK	Mode A	0	Left Tilt	633334	3500.01	1	1	26.0	24.0	0.103	0.163	0.044	0.070	26.0	0.163	0.070	
ANT 7	Head	DFT-s-OFDM π/2 BPSK	Mode A	0	Left Tilt	633334	3500.01	135	69	26.0	24.0	0.103	0.163	0.046	0.073	26.0	0.163	0.073	
ANT 7	Head	DFT-s-OFDM π/2 BPSK	Mode A	0	Right Cheek	633334	3500.01	1	1	26.0	24.0	0.400	0.634	0.189	0.300	26.0	0.634	0.300	
ANT 7	Head	DFT-s-OFDM π/2 BPSK	Mode A	0	Right Cheek	633334	3500.01	135	69	26.0	24.0	0.371	0.588	0.181	0.287	26.0	0.588	0.287	
ANT 7	Head	DFT-s-OFDM π/2 BPSK	Mode A	0	Right Tilt	633334	3500.01	1	1	26.0	24.0	0.108	0.171	0.049	0.078	26.0	0.171	0.078	
ANT 7	Head	DFT-s-OFDM π/2 BPSK	Mode A	0	Right Tilt	633334	3500.01	135	69	26.0	24.0	0.118	0.187	0.054	0.086	26.0	0.187	0.086	
ANT 7	Body & Hotspot	DFT-s-OFDM π/2 BPSK	Mode B	5	Back	633334	3500.01	1	1	19.4	17.7	0.574	0.849	0.207	0.306	18.6	0.706	0.255	
ANT 7	Body & Hotspot	DFT-s-OFDM π/2 BPSK	Mode B	5	Back	633334	3500.01	135	69	19.4	17.7	0.674	0.997	0.242	0.358	18.6	0.829	0.298	
ANT 7	Body & Hotspot	DFT-s-OFDM π/2 BPSK	Mode B	5	Front	633334	3500.01	1	1	19.4	17.7	0.297	0.439	0.112	0.166	18.6	0.365	0.138	
ANT 7	Body & Hotspot	DFT-s-OFDM π/2 BPSK	Mode B	5	Front	633334	3500.01	135	69	19.4	17.7	0.263	0.389	0.103	0.152	18.6	0.324	0.127	
ANT 7	Body & Hotspot	DFT-s-OFDM π/2 BPSK	Mode B	5	Back (Offset)	633334	3500.01	1	1	19.4	17.7	0.415	0.614	0.154	0.228	18.6	0.511	0.189	
ANT 7	Body & Hotspot	DFT-s-OFDM π/2 BPSK	Mode B	5	Back (Offset)	633334	3500.01	135	69	19.4	17.7	0.400	0.592	0.149	0.220	18.6	0.492	0.183	
ANT 7	Hotspot	DFT-s-OFDM π/2 BPSK	Mode B	5	Edge Right	633334	3500.01	1	1	19.4	17.7	0.795	1.176	0.270	0.399	18.6	0.978	0.332	
ANT 7	Hotspot	DFT-s-OFDM π/2 BPSK	Mode B	5	Edge Right	633334	3500.01	135	69	19.4	17.7	0.744	1.100	0.257	0.380	18.6	0.915	0.316	
ANT 7	Hotspot	DFT-s-OFDM π/2 BPSK	Mode B	5	Edge Bottom	633334	3500.01	1	1	19.4	17.7	0.087	0.129	0.036	0.053	18.6	0.107	0.044	
ANT 7	Hotspot	DFT-s-OFDM π/2 BPSK	Mode B	5	Edge Bottom	633334	3500.01	135	69	19.4	17.7	0.085	0.126	0.035	0.052	18.6	0.105	0.043	
ANT 7	Hotspot	DFT-s-OFDM π/2 BPSK	Mode B	5	Edge Left	633334	3500.01	1	1	19.4	17.7	0.014	0.021	0.005	0.007	18.6	0.017	0.006	
ANT 7	Hotspot	DFT-s-OFDM π/2 BPSK	Mode B	5	Edge Left	633334	3500.01	135	69	19.4	17.7	0.016	0.024	0.003	0.004	18.6	0.020	0.004	
Antenna(s)	RF Exposure Condition(s)	Mode(s)	Power Mode(s)	Dist. (mm)	Test Position(s)	Channel	Freq. (MHz)	RB Allocation	RB Offset	Max Output Pwr (dBm)	Meas. (dBm)	1-g Meas. (W/kg)	1-g Scaled (W/kg)	10-g Meas. (W/kg)	10-g Scaled (W/kg)	Max Output Pwr (dBm)	1-g Scaled (W/kg)	10-g Scaled (W/kg)	Plot No.
ANT 8	Head	DFT-s-OFDM π/2 BPSK	Mode A	0	Left Cheek	633334	3500.01	1	1	19.4	17.4	0.095	0.151	0.047	0.074	18.6	0.125	0.062	
ANT 8	Head	DFT-s-OFDM π/2 BPSK	Mode A	0	Left Cheek	633334	3500.01	135	69	19.4	17.4	0.091	0.144	0.044	0.070	18.6	0.120	0.058	
ANT 8	Head	DFT-s-OFDM π/2 BPSK	Mode A	0	Left Tilt	633334	3500.01	1	1	19.4	17.4	0.075	0.119	0.030	0.048	18.6	0.099	0.040	
ANT 8	Head	DFT-s-OFDM π/2 BPSK	Mode A	0	Left Tilt	633334	3500.01	135	69	19.4	17.4	0.074	0.117	0.030	0.048	18.6	0.098	0.040	
ANT 8	Head	DFT-s-OFDM π/2 BPSK	Mode A	0	Right Cheek	633334	3500.01	1	1	19.4	17.4	0.730	1.157	0.298	0.472	18.6	0.962	0.393	
ANT 8	Head	DFT-s-OFDM π/2 BPSK	Mode A	0	Right Cheek	633334	3500.01	135	69	19.4	17.4	0.709	1.124	0.288	0.456	18.6	0.935	0.380	
ANT 8	Head	DFT-s-OFDM π/2 BPSK	Mode A	0	Right Tilt	633334	3500.01	1	1	19.4	17.4	0.240	0.380	0.094	0.149	18.6	0.316	0.124	
ANT 8	Head	DFT-s-OFDM π/2 BPSK	Mode A	0	Right Tilt	633334	3500.01	135	69	19.4	17.4	0.217	0.344	0.084	0.133	18.6	0.286	0.111	
ANT 8	Body & Hotspot	DFT-s-OFDM π/2 BPSK	Mode B	5	Back	633334	3500.01	1	271	22.5	20.8	0.537	0.794	0.218	0.322	21.7	0.661	0.268	
ANT 8	Body & Hotspot	DFT-s-OFDM π/2 BPSK	Mode B	5	Back	633334	3500.01	135	69	22.5	20.9	0.544	0.786	0.225	0.325	21.7	0.654	0.271	
ANT 8	Body & Hotspot	DFT-s-OFDM π/2 BPSK	Mode B	5	Front	633334	3500.01	1	271	22.5	20.8	0.266	0.393	0.112	0.166	21.7	0.327	0.138	
ANT 8	Body & Hotspot	DFT-s-OFDM π/2 BPSK	Mode B	5	Front	633334	3500.01	135	69	22.5	20.9	0.244	0.353	0.103	0.149	21.7	0.293	0.124	
ANT 8	Hotspot	DFT-s-OFDM π/2 BPSK	Mode B	5	Edge Top	633334	3500.01	1	271	22.5	20.8	0.124	0.183	0.057	0.084	21.7	0.153	0.070	
ANT 8	Hotspot	DFT-s-OFDM π/2 BPSK	Mode B	5	Edge Top	633334	3500.01	135	69	22.5	20.9	0.126	0.182	0.056	0.081	21.7	0.151	0.067	
ANT 8	Hotspot	DFT-s-OFDM π/2 BPSK	Mode B	5	Edge Right	633334	3500.01	1	271	22.5	20.8	0.008	0.012	0.003	0.004	21.7	0.010	0.004	
ANT 8	Hotspot	DFT-s-OFDM π/2 BPSK	Mode B	5	Edge Right	633334	3500.01	135	69	22.5	20.9	0.008	0.012	0.004	0.006	21.7	0.010	0.005	
ANT 8	Hotspot	DFT-s-OFDM π/2 BPSK	Mode B	5	Edge Left	633334	3500.01	1	271	22.5	20.8	0.803	**1.188**	0.300	0.444	21.7	0.988	0.369	97
ANT 8	Hotspot	DFT-s-OFDM π/2 BPSK	Mode B	5	Edge Left	633334	3500.01	135	69	22.5	20.9	0.812	1.174	0.306	0.442	21.7	0.976	0.368	
Antenna(s)	RF Exposure Condition(s)	Mode(s)	Power Mode(s)	Dist. (mm)	Test Position(s)	Channel	Freq. (MHz)	RB Allocation	RB Offset	Max Output Pwr (dBm)	Meas. (dBm)	1-g Meas. (W/kg)	1-g Scaled (W/kg)	10-g Meas. (W/kg)	10-g Scaled (W/kg)	Max Output Pwr (dBm)	1-g Scaled (W/kg)	10-g Scaled (W/kg)	Plot No.
ANT 9	Head	DFT-s-OFDM π/2 BPSK	Mode A	0	Left Cheek	633334	3500.01	1	1	26.0	24.0	0.187	0.296	0.082	0.130	26.0	0.296	0.130	
ANT 9	Head	DFT-s-OFDM π/2 BPSK	Mode A	0	Left Cheek	633334	3500.01	135	69	26.0	24.0	0.184	0.292	0.082	0.130	26.0	0.292	0.130	
ANT 9	Head	DFT-s-OFDM π/2 BPSK	Mode A	0	Left Tilt	633334	3500.01	1	1	26.0	24.0	0.089	0.141	0.035	0.055	26.0	0.141	0.055	
ANT 9	Head	DFT-s-OFDM π/2 BPSK	Mode A	0	Left Tilt	633334	3500.01	135	69	26.0	24.0	0.077	0.122	0.030	0.048	26.0	0.122	0.048	
ANT 9	Head	DFT-s-OFDM π/2 BPSK	Mode A	0	Right Cheek	633334	3500.01	1	1	26.0	24.0	0.098	0.155	0.044	0.070	26.0	0.155	0.070	
ANT 9	Head	DFT-s-OFDM π/2 BPSK	Mode A	0	Right Cheek	633334	3500.01	135	69	26.0	24.0	0.093	0.147	0.041	0.065	26.0	0.147	0.065	
ANT 9	Head	DFT-s-OFDM π/2 BPSK	Mode A	0	Right Tilt	633334	3500.01	1	1	26.0	24.0	0.155	0.246	0.061	0.097	26.0	0.246	0.097	
ANT 9	Head	DFT-s-OFDM π/2 BPSK	Mode A	0	Right Tilt	633334	3500.01	135	69	26.0	24.0	0.145	0.230	0.057	0.090	26.0	0.230	0.090	
ANT 9	Body & Hotspot	DFT-s-OFDM π/2 BPSK	Mode B	5	Back	633334	3500.01	1	1	22.9	20.9	0.628	0.995	0.243	0.385	22.1	0.828	0.320	
ANT 9	Body & Hotspot	DFT-s-OFDM π/2 BPSK	Mode B	5	Back	633334	3500.01	135	69	22.9	20.9	0.663	**1.051**	0.253	0.401	22.1	0.874	0.334	98
ANT 9	Body & Hotspot	DFT-s-OFDM π/2 BPSK	Mode B	5	Front	633334	3500.01	1	1	22.9	20.9	0.207	0.328	0.075	0.119	22.1	0.273	0.099	
ANT 9	Body & Hotspot	DFT-s-OFDM π/2 BPSK	Mode B	5	Front	633334	3500.01	135	69	22.9	20.9	0.221	0.350	0.081	0.128	22.1	0.291	0.107	
ANT 9	Body & Hotspot	DFT-s-OFDM π/2 BPSK	Mode B	5	Back (Offset)	633334	3500.01	1	1	22.9	20.9	0.337	0.534	0.127	0.201	22.1	0.444	0.167	
ANT 9	Body & Hotspot	DFT-s-OFDM π/2 BPSK	Mode B	5	Back (Offset)	633334	3500.01	135	69	22.9	20.9	0.361	0.572	0.138	0.219	22.1	0.476	0.182	
ANT 9	Hotspot	DFT-s-OFDM π/2 BPSK	Mode B	5	Edge Bottom	633334	3500.01	1	1	22.9	20.9	0.018	0.029	0.006	0.010	22.1	0.024	0.008	
ANT 9	Hotspot	DFT-s-OFDM π/2 BPSK	Mode B	5	Edge Bottom	633334	3500.01	135	69	22.9	20.9	0.019	0.030	0.007	0.011	22.1	0.025	0.009	
ANT 9	Hotspot	DFT-s-OFDM π/2 BPSK	Mode B	5	Edge Left	633334	3500.01	1	1	22.9	20.9	0.474	0.751	0.174	0.276	22.1	0.625	0.229	
ANT 9	Hotspot	DFT-s-OFDM π/2 BPSK	Mode B	5	Edge Left	633334	3500.01	135	69	22.9	20.9	0.544	0.862	0.197	0.312	22.1	0.717	0.260	
Antenna(s)	RF Exposure Condition(s)	Mode(s)	Power Mode(s)	Dist. (mm)	Test Position(s)	Channel	Freq. (MHz)	RB Allocation	RB Offset	Max Output Pwr (dBm)	Meas. (dBm)	1-g Meas. (W/kg)	1-g Scaled (W/kg)	10-g Meas. (W/kg)	10-g Scaled (W/kg)	Max Output Pwr (dBm)	1-g Scaled (W/kg)	10-g Scaled (W/kg)	Plot No.
ANT 4	Head	DFT-s-OFDM π/2 BPSK	Mode A	0	Left Cheek	633334	3500.01	1	271	17.8	16.3	0.841	1.188	0.299	0.422	17.0	0.988	0.351	
ANT 4	Head	DFT-s-OFDM π/2 BPSK	Mode A	0	Left Cheek	633334	3500.01	135	69	17.8	16.5	0.882	**1.190**	0.306	0.413	17.0	0.990	0.343	99
ANT 4	Head	DFT-s-OFDM π/2 BPSK	Mode A	0	Left Tilt	633334	3500.01	1	271	17.8	16.3	0.258	0.364	0.098	0.138	17.0	0.303	0.115	
ANT 4	Head	DFT-s-OFDM π/2 BPSK	Mode A	0	Left Tilt	633334	3500.01	135	69	17.8	16.5	0.259	0.349	0.100	0.135	17.0	0.291	0.112	
ANT 4	Head	DFT-s-OFDM π/2 BPSK	Mode A	0	Right Cheek	633334	3500.01	1	271	17.8	16.3	0.136	0.192	0.064	0.090	17.0	0.160	0.075	
ANT 4	Head	DFT-s-OFDM π/2 BPSK	Mode A	0	Right Cheek	633334	3500.01	135	69	17.8	16.5	0.146	0.197	0.071	0.096	17.0	0.164	0.080	
ANT 4	Head	DFT-s-OFDM π/2 BPSK	Mode A	0	Right Tilt	633334	3500.01	1	271	17.8	16.3	0.081	0.114	0.035	0.049	17.0	0.095	0.041	
ANT 4	Head	DFT-s-OFDM π/2 BPSK	Mode A	0	Right Tilt	633334	3500.01	135	69	17.8	16.5	0.098	0.132	0.041	0.055	17.0	0.110	0.046	
ANT 4	Body & Hotspot	DFT-s-OFDM π/2 BPSK	Mode B	5	Back	633334	3500.01	1	1	19.6	18.6	0.531	0.668	0.210	0.264	18.8	0.556	0.220	
ANT 4	Body & Hotspot	DFT-s-OFDM π/2 BPSK	Mode B	5	Back	633334	3500.01	135	69	19.6	18.4	0.617	0.813	0.242	0.319	18.8	0.677	0.265	
ANT 4	Body & Hotspot	DFT-s-OFDM π/2 BPSK	Mode B	5	Front	633334	3500.01	1	1	19.6	18.6	0.224	0.282	0.094	0.118	18.8	0.235	0.098	
ANT 4	Body & Hotspot	DFT-s-OFDM π/2 BPSK	Mode B	5	Front	633334	3500.01	135	69	19.6	18.4	0.213	0.281	0.088	0.116	18.8	0.234	0.096	
ANT 4	Hotspot	DFT-s-OFDM π/2 BPSK	Mode B	5	Edge Top	633334	3500.01	1	1	19.6	18.6	0.160	0.201	0.071	0.089	18.8	0.168	0.074	
ANT 4	Hotspot	DFT-s-OFDM π/2 BPSK	Mode B	5	Edge Top	633334	3500.01	135	69	19.6	18.4	0.144	0.190	0.059	0.078	18.8	0.158	0.065	
ANT 4	Hotspot	DFT-s-OFDM π/2 BPSK	Mode B	5	Edge Right	633334	3500.01	1	1	19.6	18.6	0.887	1.117	0.334	0.420	18.8	0.929	0.350	
ANT 4	Hotspot	DFT-s-OFDM π/2 BPSK	Mode B	5	Edge Right	633334	3500.01	135	69	19.6	18.4	0.796	1.049	0.292	0.385	18.8	0.873	0.320	

This report shall not be reproduced without the written approval of UL Verification Services Inc.

10.35. NR Band n77 (Block C) PC3 (100MHz Bandwidth)

										Cellular PS1						Cellular PS2			
Antenna(s)	RF Exposure Condition(s)	Mode(s)	Power Mode(s)	Dist. (mm)	Test Position(s)	Channel	Freq. (MHz)	RB Allocation	RB Offset	Max Output Pwr (dBm)	Meas. (dBm)	1-g Meas. (W/kg)	1-g Scaled (W/kg)	10-g Meas. (W/kg)	10-g Scaled (W/kg)	Max Output Pwr (dBm)	1-g Scaled (W/kg)	10-g Scaled (W/kg)	Plot No.
ANT 7	Head	DFT-s-OFDM π/2 BPSK	Mode A	0	Left Cheek	657200	3858	1	1	26.0	24.0	0.091	0.144	0.039	0.062	26.0	0.144	0.062	
ANT 7	Head	DFT-s-OFDM π/2 BPSK	Mode A	0	Left Cheek	657200	3858	135	69	26.0	24.0	0.107	0.170	0.047	0.074	26.0	0.170	0.074	
ANT 7	Head	DFT-s-OFDM π/2 BPSK	Mode A	0	Left Tilt	657200	3858	1	1	26.0	24.0	0.080	0.127	0.031	0.049	26.0	0.127	0.049	
ANT 7	Head	DFT-s-OFDM π/2 BPSK	Mode A	0	Left Tilt	657200	3858	135	69	26.0	24.0	0.108	0.171	0.041	0.065	26.0	0.171	0.065	
ANT 7	Head	DFT-s-OFDM π/2 BPSK	Mode A	0	Right Cheek	657200	3858	1	1	26.0	24.0	0.080	0.127	0.033	0.052	26.0	0.127	0.052	
ANT 7	Head	DFT-s-OFDM π/2 BPSK	Mode A	0	Right Cheek	657200	3858	135	69	26.0	24.0	0.090	0.143	0.038	0.060	26.0	0.143	0.060	
ANT 7	Head	DFT-s-OFDM π/2 BPSK	Mode A	0	Right Tilt	657200	3858	1	1	26.0	24.0	0.055	0.087	0.021	0.033	26.0	0.087	0.033	
ANT 7	Head	DFT-s-OFDM π/2 BPSK	Mode A	0	Right Tilt	657200	3858	135	69	26.0	24.0	0.075	0.119	0.029	0.046	26.0	0.119	0.046	
ANT 7	Body & Hotspot	DFT-s-OFDM π/2 BPSK	Mode B	5	Back	657200	3858	1	271	23.4	21.5	0.682	1.056	0.272	0.421	22.6	0.879	0.350	
ANT 7	Body & Hotspot	DFT-s-OFDM π/2 BPSK	Mode B	5	Back	657200	3858	135	69	23.4	21.5	0.700	**1.084**	0.277	0.429	22.6	0.902	0.357	103
ANT 7	Body & Hotspot	DFT-s-OFDM π/2 BPSK	Mode B	5	Front	657200	3858	1	271	23.4	21.5	0.308	0.477	0.124	0.192	22.6	0.397	0.160	
ANT 7	Body & Hotspot	DFT-s-OFDM π/2 BPSK	Mode B	5	Front	657200	3858	135	69	23.4	21.5	0.359	0.556	0.145	0.225	22.6	0.462	0.187	
ANT 7	Body & Hotspot	DFT-s-OFDM π/2 BPSK	Mode B	5	Back (Offset)	657200	3858	1	271	23.4	21.5	0.614	0.951	0.241	0.373	22.6	0.791	0.310	
ANT 7	Body & Hotspot	DFT-s-OFDM π/2 BPSK	Mode B	5	Back (Offset)	657200	3858	135	69	23.4	21.5	0.611	0.946	0.241	0.373	22.6	0.787	0.310	
ANT 7	Hotspot	DFT-s-OFDM π/2 BPSK	Mode B	5	Edge Right	657200	3858	1	271	23.4	21.5	0.318	0.493	0.111	0.172	22.6	0.410	0.143	
ANT 7	Hotspot	DFT-s-OFDM π/2 BPSK	Mode B	5	Edge Right	657200	3858	135	69	23.4	21.5	0.309	0.479	0.109	0.169	22.6	0.398	0.140	
ANT 7	Hotspot	DFT-s-OFDM π/2 BPSK	Mode B	5	Edge Bottom	657200	3858	1	271	23.4	21.5	0.172	0.266	0.072	0.112	22.6	0.222	0.093	
ANT 7	Hotspot	DFT-s-OFDM π/2 BPSK	Mode B	5	Edge Bottom	657200	3858	135	69	23.4	21.5	0.185	0.287	0.078	0.121	22.6	0.238	0.100	
ANT 7	Hotspot	DFT-s-OFDM π/2 BPSK	Mode B	5	Edge Left	657200	3858	1	271	23.4	21.5	0.013	0.020	0.004	0.006	22.6	0.017	0.005	
ANT 7	Hotspot	DFT-s-OFDM π/2 BPSK	Mode B	5	Edge Left	657200	3858	135	69	23.4	21.5	0.009	0.014	0.002	0.003	22.6	0.012	0.003	
Antenna(s)	RF Exposure Condition(s)	Mode(s)	Power Mode(s)	Dist. (mm)	Test Position(s)	Channel	Freq. (MHz)	RB Allocation	RB Offset	Max Output Pwr (dBm)	Meas. (dBm)	1-g Meas. (W/kg)	1-g Scaled (W/kg)	10-g Meas. (W/kg)	10-g Scaled (W/kg)	Max Output Pwr (dBm)	1-g Scaled (W/kg)	10-g Scaled (W/kg)	Plot No.
ANT 8	Head	DFT-s-OFDM π/2 BPSK	Mode A	0	Left Cheek	657200	3858	1	1	20.2	18.3	0.173	0.268	0.068	0.105	19.4	0.223	0.088	
ANT 8	Head	DFT-s-OFDM π/2 BPSK	Mode A	0	Left Cheek	657200	3858	135	69	20.2	18.3	0.164	0.254	0.065	0.101	19.4	0.211	0.084	
ANT 8	Head	DFT-s-OFDM π/2 BPSK	Mode A	0	Left Tilt	657200	3858	1	1	20.2	18.3	0.104	0.161	0.043	0.067	19.4	0.134	0.055	
ANT 8	Head	DFT-s-OFDM π/2 BPSK	Mode A	0	Left Tilt	657200	3858	135	69	20.2	18.3	0.102	0.158	0.042	0.065	19.4	0.131	0.054	
ANT 8	Head	DFT-s-OFDM π/2 BPSK	Mode A	0	Right Cheek	657200	3858	1	1	20.2	18.3	0.750	1.162	0.277	0.429	19.4	0.966	0.357	
ANT 8	Head	DFT-s-OFDM π/2 BPSK	Mode A	0	Right Cheek	657200	3858	135	69	20.2	18.3	0.698	1.081	0.264	0.409	19.4	0.899	0.340	
ANT 8	Head	DFT-s-OFDM π/2 BPSK	Mode A	0	Right Tilt	657200	3858	1	1	20.2	18.3	0.182	0.282	0.068	0.105	19.4	0.234	0.088	
ANT 8	Head	DFT-s-OFDM π/2 BPSK	Mode A	0	Right Tilt	657200	3858	135	69	20.2	18.3	0.182	0.282	0.070	0.108	19.4	0.234	0.090	
ANT 8	Body & Hotspot	DFT-s-OFDM π/2 BPSK	Mode B	5	Back	657200	3858	1	1	20.0	19.1	0.762	0.937	0.311	0.383	19.2	0.780	0.318	
ANT 8	Body & Hotspot	DFT-s-OFDM π/2 BPSK	Mode B	5	Back	657200	3858	135	69	20.0	19.1	0.621	0.764	0.255	0.314	19.2	0.635	0.261	
ANT 8	Body & Hotspot	DFT-s-OFDM π/2 BPSK	Mode B	5	Front	657200	3858	1	1	20.0	19.1	0.363	0.447	0.141	0.173	19.2	0.371	0.144	
ANT 8	Body & Hotspot	DFT-s-OFDM π/2 BPSK	Mode B	5	Front	657200	3858	135	69	20.0	19.1	0.395	0.486	0.155	0.191	19.2	0.404	0.159	
ANT 8	Hotspot	DFT-s-OFDM π/2 BPSK	Mode B	5	Edge Top	657200	3858	1	1	20.0	19.1	0.077	0.095	0.034	0.042	19.2	0.079	0.035	
ANT 8	Hotspot	DFT-s-OFDM π/2 BPSK	Mode B	5	Edge Top	657200	3858	135	69	20.0	19.1	0.076	0.094	0.034	0.042	19.2	0.078	0.035	
ANT 8	Hotspot	DFT-s-OFDM π/2 BPSK	Mode B	5	Edge Right	657200	3858	1	1	20.0	19.1	0.015	0.018	0.006	0.007	19.2	0.015	0.006	
ANT 8	Hotspot	DFT-s-OFDM π/2 BPSK	Mode B	5	Edge Right	657200	3858	135	69	20.0	19.1	0.015	0.018	0.006	0.007	19.2	0.015	0.006	
ANT 8	Hotspot	DFT-s-OFDM π/2 BPSK	Mode B	5	Edge Left	657200	3858	1	1	20.0	19.1	0.785	0.966	0.291	0.358	19.2	0.803	0.298	
ANT 8	Hotspot	DFT-s-OFDM π/2 BPSK	Mode B	5	Edge Left	657200	3858	135	69	20.0	19.1	0.745	0.917	0.278	0.342	19.2	0.762	0.284	
Antenna(s)	RF Exposure Condition(s)	Mode(s)	Power Mode(s)	Dist. (mm)	Test Position(s)	Channel	Freq. (MHz)	RB Allocation	RB Offset	Max Output Pwr (dBm)	Meas. (dBm)	1-g Meas. (W/kg)	1-g Scaled (W/kg)	10-g Meas. (W/kg)	10-g Scaled (W/kg)	Max Output Pwr (dBm)	1-g Scaled (W/kg)	10-g Scaled (W/kg)	Plot No.
ANT 9	Head	DFT-s-OFDM π/2 BPSK	Mode A	0	Left Cheek	657200	3858	1	1	26.0	25.4	0.175	0.201	0.079	0.091	26.0	0.201	0.091	
ANT 9	Head	DFT-s-OFDM π/2 BPSK	Mode A	0	Left Cheek	657200	3858	135	69	26.0	25.4	0.155	0.178	0.070	0.080	26.0	0.178	0.080	
ANT 9	Head	DFT-s-OFDM π/2 BPSK	Mode A	0	Left Tilt	657200	3858	1	1	26.0	25.4	0.022	0.025	0.004	0.005	26.0	0.025	0.005	
ANT 9	Head	DFT-s-OFDM π/2 BPSK	Mode A	0	Left Tilt	657200	3858	135	69	26.0	25.4	0.020	0.023	0.003	0.003	26.0	0.023	0.003	
ANT 9	Head	DFT-s-OFDM π/2 BPSK	Mode A	0	Right Cheek	657200	3858	1	1	26.0	25.4	0.088	0.101	0.039	0.045	26.0	0.101	0.045	
ANT 9	Head	DFT-s-OFDM π/2 BPSK	Mode A	0	Right Cheek	657200	3858	135	69	26.0	25.4	0.095	0.109	0.041	0.047	26.0	0.109	0.047	
ANT 9	Head	DFT-s-OFDM π/2 BPSK	Mode A	0	Right Tilt	657200	3858	1	1	26.0	25.4	0.048	0.055	0.018	0.021	26.0	0.055	0.021	
ANT 9	Head	DFT-s-OFDM π/2 BPSK	Mode A	0	Right Tilt	657200	3858	135	69	26.0	25.4	0.046	0.053	0.016	0.018	26.0	0.053	0.018	
ANT 9	Body & Hotspot	DFT-s-OFDM π/2 BPSK	Mode B	5	Back	657200	3858	1	271	22.2	20.2	0.521	0.826	0.198	0.314	21.4	0.687	0.261	
ANT 9	Body & Hotspot	DFT-s-OFDM π/2 BPSK	Mode B	5	Back	657200	3858	135	69	22.2	20.2	0.517	0.819	0.197	0.312	21.4	0.682	0.260	
ANT 9	Body & Hotspot	DFT-s-OFDM π/2 BPSK	Mode B	5	Front	657200	3858	1	271	22.2	20.2	0.182	0.288	0.066	0.105	21.4	0.240	0.087	
ANT 9	Body & Hotspot	DFT-s-OFDM π/2 BPSK	Mode B	5	Front	657200	3858	135	69	22.2	20.2	0.242	0.384	0.086	0.136	21.4	0.319	0.113	
ANT 9	Body & Hotspot	DFT-s-OFDM π/2 BPSK	Mode B	5	Back (Offset)	657200	3858	1	271	22.2	20.2	0.484	0.767	0.185	0.293	21.4	0.638	0.244	
ANT 9	Body & Hotspot	DFT-s-OFDM π/2 BPSK	Mode B	5	Back (Offset)	657200	3858	135	69	22.2	20.2	0.508	0.805	0.195	0.309	21.4	0.670	0.257	
ANT 9	Hotspot	DFT-s-OFDM π/2 BPSK	Mode B	5	Edge Right	657200	3858	1	271	22.2	20.2	0.003	0.005	0.001	0.002	21.4	0.004	0.001	
ANT 9	Hotspot	DFT-s-OFDM π/2 BPSK	Mode B	5	Edge Right	657200	3858	135	69	22.2	20.2	0.003	0.005	0.001	0.002	21.4	0.004	0.001	
ANT 9	Hotspot	DFT-s-OFDM π/2 BPSK	Mode B	5	Edge Bottom	657200	3858	1	271	22.2	20.2	0.037	0.059	0.015	0.024	21.4	0.049	0.020	
ANT 9	Hotspot	DFT-s-OFDM π/2 BPSK	Mode B	5	Edge Bottom	657200	3858	135	69	22.2	20.2	0.037	0.059	0.014	0.022	21.4	0.049	0.018	
ANT 9	Hotspot	DFT-s-OFDM π/2 BPSK	Mode B	5	Edge Left	657200	3858	1	271	22.2	20.2	0.746	**1.182**	0.246	0.390	21.4	0.983	0.324	104
ANT 9	Hotspot	DFT-s-OFDM π/2 BPSK	Mode B	5	Edge Left	657200	3858	135	69	22.2	20.2	0.725	1.149	0.240	0.380	21.4	0.956	0.316	
Antenna(s)	RF Exposure Condition(s)	Mode(s)	Power Mode(s)	Dist. (mm)	Test Position(s)	Channel	Freq. (MHz)	RB Allocation	RB Offset	Max Output Pwr (dBm)	Meas. (dBm)	1-g Meas. (W/kg)	1-g Scaled (W/kg)	10-g Meas. (W/kg)	10-g Scaled (W/kg)	Max Output Pwr (dBm)	1-g Scaled (W/kg)	10-g Scaled (W/kg)	Plot No.
ANT 4	Head	DFT-s-OFDM π/2 BPSK	Mode A	0	Left Cheek	657200	3858	1	1	21.5	21.2	1.090	**1.168**	0.419	0.449	20.7	0.971	0.373	105
ANT 4	Head	DFT-s-OFDM π/2 BPSK	Mode A	0	Left Cheek	657200	3858	135	69	21.5	21.1	0.979	1.073	0.374	0.410	20.7	0.893	0.341	
ANT 4	Head	DFT-s-OFDM π/2 BPSK	Mode A	0	Left Tilt	657200	3858	1	1	21.5	21.2	0.433	0.464	0.175	0.188	20.7	0.386	0.156	
ANT 4	Head	DFT-s-OFDM π/2 BPSK	Mode A	0	Left Tilt	657200	3858	135	69	21.5	21.1	0.342	0.375	0.137	0.150	20.7	0.312	0.125	
ANT 4	Head	DFT-s-OFDM π/2 BPSK	Mode A	0	Right Cheek	657200	3858	1	1	21.5	21.2	0.191	0.205	0.089	0.095	20.7	0.170	0.079	
ANT 4	Head	DFT-s-OFDM π/2 BPSK	Mode A	0	Right Cheek	657200	3858	135	69	21.5	21.1	0.164	0.180	0.071	0.078	20.7	0.150	0.065	
ANT 4	Head	DFT-s-OFDM π/2 BPSK	Mode A	0	Right Tilt	657200	3858	1	1	21.5	21.2	0.139	0.149	0.051	0.055	20.7	0.124	0.045	
ANT 4	Head	DFT-s-OFDM π/2 BPSK	Mode A	0	Right Tilt	657200	3858	135	69	21.5	21.1	0.095	0.104	0.034	0.037	20.7	0.087	0.031	
ANT 4	Body & Hotspot	DFT-s-OFDM π/2 BPSK	Mode B	5	Back	657200	3858	1	1	21.4	19.4	0.367	0.582	0.138	0.219	20.6	0.484	0.182	
ANT 4	Body & Hotspot	DFT-s-OFDM π/2 BPSK	Mode B	5	Back	657200	3858	135	69	21.4	19.4	0.339	0.537	0.126	0.200	20.6	0.447	0.166	
ANT 4	Body & Hotspot	DFT-s-OFDM π/2 BPSK	Mode B	5	Front	657200	3858	1	1	21.4	19.4	0.254	0.403	0.095	0.151	20.6	0.335	0.125	
ANT 4	Body & Hotspot	DFT-s-OFDM π/2 BPSK	Mode B	5	Front	657200	3858	135	69	21.4	19.4	0.212	0.336	0.082	0.130	20.6	0.279	0.108	
ANT 4	Hotspot	DFT-s-OFDM π/2 BPSK	Mode B	5	Edge Top	657200	3858	1	1	21.4	19.4	0.229	0.363	0.094	0.149	20.6	0.302	0.124	
ANT 4	Hotspot	DFT-s-OFDM π/2 BPSK	Mode B	5	Edge Top	657200	3858	135	69	21.4	19.4	0.245	0.388	0.101	0.160	20.6	0.323	0.133	
ANT 4	Hotspot	DFT-s-OFDM π/2 BPSK	Mode B	5	Edge Right	657200	3858	1	1	21.4	19.4	0.464	0.735	0.172	0.273	20.6	0.612	0.227	
ANT 4	Hotspot	DFT-s-OFDM π/2 BPSK	Mode B	5	Edge Right	657200	3858	135	69	21.4	19.4	0.431	0.683	0.160	0.254	20.6	0.568	0.211	

This report shall not be reproduced without the written approval of UL Verification Services Inc.

10.36. NR Band n77 PC2 (100MHz Bandwidth)

From May 2017 TCB Workshop, SAR tests were performed using Power Class 3. SAR tests for Power Class 2 is performed using the highest SAR test configuration from Power Class 3 for each 5G NR (FR1) TDD configuration and exposure condition combination. Manufacturer/OEM declares operating duty cycle to be 100% and 50% for 5G NR (FR1) TDD Power Class 3 and Power Class 2 respectively. These Duty cycles were used for all 5G NR (FR1) TDD Power Class 3 and Power Class 2 SAR evaluations.
Additional SAR testing for Power Class 2 is not required when:

- The reported SAR vs. output power can be linearly scaled with < 10% discrepancy between power classes and all reported SAR are < 1.4 W/kg

Reported SAR vs. Output Power linearly scaled

Antenna	RF Exposure Condition	Mode(s)	Power Mode(s)	FR1 n77 Block A PC2			FR1 n77 Block A PC3				Linearly scaled Reported SAR (W/kg)	Linearly scaled (<10%)	Testing Required
				Duty Cycle (%)	Max Output Power	Frame Avg Pwr (mW)	Duty Cycle (%)	Max Output Power	Frame Avg Pwr (mW)	Reported SAR (W/kg)	PC2	PC2	PC2
ANT 1	Head	QPSK	Mode A	50.0%	27.0	250.6	100.0%	26.0	398.1	0.634	0.399	-37.06%	No
ANT 1	Body & Hotspot	QPSK	Mode B	50.0%	19.4	43.6	100.0%	19.4	87.1	0.997	0.498	-50.05%	No
ANT 1	Hotspot	QPSK	Mode B	50.0%	19.4	43.6	100.0%	19.4	87.1	1.176	0.588	-50.00%	No
ANT 2	Head	QPSK	Mode A	50.0%	19.4	43.6	100.0%	19.4	87.1	1.157	0.578	-50.04%	No
ANT 2	Body & Hotspot	QPSK	Mode B	50.0%	22.5	88.9	100.0%	22.5	177.8	0.794	0.397	-50.02%	No
ANT 2	Hotspot	QPSK	Mode B	50.0%	22.5	88.9	100.0%	22.5	177.8	1.188	0.594	-49.99%	No
ANT 3	Head	QPSK	Mode A	50.0%	28.7	370.7	100.0%	26.0	398.1	0.296	0.276	-6.87%	No
ANT 3	Body & Hotspot	QPSK	Mode B	50.0%	22.9	97.5	100.0%	22.9	195.0	1.051	0.525	-50.04%	No
ANT 3	Hotspot	QPSK	Mode B	50.0%	22.9	97.5	100.0%	22.9	195.0	1.051	0.525	-50.04%	No
ANT 4	Head	QPSK	Mode A	50.0%	17.8	30.1	100.0%	17.8	60.3	1.190	0.595	-49.99%	No
ANT 4	Body & Hotspot	QPSK	Mode B	50.0%	19.6	45.6	100.0%	19.6	91.2	0.813	0.407	-49.96%	No
ANT 4	Hotspot	QPSK	Mode B	50.0%	19.6	45.6	100.0%	19.6	91.2	1.117	0.558	-50.03%	No
Antenna	RF Exposure Condition	Mode(s)	Power Mode(s)	FR1 n77 Block C PC2			FR1 n77 Block C PC3				Linearly scaled Reported SAR (W/kg)	Linearly scaled (<10%)	Testing Required
				Duty Cycle (%)	Max Output Power	Frame Avg Pwr (mW)	Duty Cycle (%)	Max Output Power	Frame Avg Pwr (mW)	Reported SAR (W/kg)	PC2	PC2	PC2
ANT 1	Head	QPSK	Mode A	50.0%	27.0	250.6	100.0%	26.0	398.1	0.171	0.108	-36.90%	No
ANT 1	Body & Hotspot	QPSK	Mode B	50.0%	23.4	109.4	100.0%	23.4	218.8	1.084	0.542	-50.01%	No
ANT 1	Hotspot	QPSK	Mode B	50.0%	23.4	109.4	100.0%	23.4	218.8	1.084	0.542	-50.01%	No
ANT 2	Head	QPSK	Mode A	50.0%	20.2	52.4	100.0%	20.2	104.7	1.162	0.581	-49.98%	No
ANT 2	Body & Hotspot	QPSK	Mode B	50.0%	20.0	50.0	100.0%	20.0	100.0	0.937	0.469	-49.97%	No
ANT 2	Hotspot	QPSK	Mode B	50.0%	20.0	50.0	100.0%	20.0	100.0	0.966	0.483	-49.99%	No
ANT 3	Head	QPSK	Mode A	50.0%	28.7	370.7	100.0%	26.0	398.1	0.201	0.187	-6.93%	No
ANT 3	Body & Hotspot	QPSK	Mode B	50.0%	22.2	83.0	100.0%	22.2	166.0	0.826	0.413	-49.98%	No
ANT 3	Hotspot	QPSK	Mode B	50.0%	22.2	83.0	100.0%	22.2	166.0	1.182	0.591	-50.01%	No
ANT 4	Head	QPSK	Mode A	50.0%	21.5	70.6	100.0%	21.5	141.3	1.168	0.584	-50.00%	No
ANT 4	Body & Hotspot	QPSK	Mode B	50.0%	21.4	69.0	100.0%	21.4	138.0	0.582	0.291	-49.97%	No
ANT 4	Hotspot	QPSK	Mode B	50.0%	21.4	69.0	100.0%	21.4	138.0	0.735	0.368	-49.96%	No

Conclusion:

SAR test for Power Class 2 is not required because the PC3 reported SAR <1.4 W/kg and PC2 reported SAR vs. output power linearly scaled <10%.

This report shall not be reproduced without the written approval of UL Verification Services Inc.

10.37. Wi-Fi 2.4 GHz(DTS Band)

When the 802.11b reported SAR of the highest measured maximum output power channel is ≤ 0.8 W/kg, no further SAR testing is required. If SAR is > 0.8 W/kg and ≤ 1.2 W/kg, SAR is required for the next highest measured output power channel. Finally, if SAR is > 1.2 W/kg, SAR is required for the third channel.

SAR testing is not required for OFDM mode(s) when the highest reported SAR for DSSS is adjusted by the ratio of OFDM to DSSS specified maximum output power and the adjusted SAR is ≤ 1.2 W/kg.

Antenna(s)	RF Exposure Condition(s)	Mode(s)	Power Mode(s)	Dist. (mm)	Test Position(s)	Channel	Freq. (MHz)	Duty Cycle (%)	Area Scan Max. SAR (W/kg)	Max Output Pwr (dBm)	Meas. (dBm)	1-g Meas. (W/kg)	1-g Scaled (W/kg)	10-g Meas. (W/kg)	10-g Scaled (W/kg)	Plot No.
ANT 1	Head	802.11b	Wi-Fi PS1 Mode A	0	Left Cheek	2	2417	97.62%	0.000	21.00	19.70					
ANT 1	Head	802.11b	Wi-Fi PS1 Mode A	0	Left Tilt	2	2417	97.62%	0.000	21.00	19.70					
ANT 1	Head	802.11b	Wi-Fi PS1 Mode A	0	Right Cheek	2	2417	97.62%	0.094	21.00	19.70	0.097	0.134	0.056	0.077	
ANT 1	Head	802.11b	Wi-Fi PS1 Mode A	0	Right Tilt	2	2417	97.62%	0.035	21.00	19.70					
ANT 1	Body & Hotspot	802.11b	Wi-Fi PS1 Mode B	5	Back	2	2417	97.62%	0.358	21.00	19.70	0.387	0.535	0.183	0.253	
ANT 1	Body & Hotspot	802.11b	Wi-Fi PS1 Mode B	5	Front	2	2417	97.62%	0.317	21.00	19.70	0.319	0.441	0.164	0.227	
ANT 1	Body & Hotspot	802.11b	Wi-Fi PS1 Mode B	5	Back (Offset)	2	2417	97.62%	0.401	21.00	19.70	0.392	0.542	0.186	0.257	
ANT 1	Hotspot	802.11b	Wi-Fi PS1 Mode B	5	Edge Right	2	2417	97.62%	0.576	21.00	19.70	0.566	**0.782**	0.254	0.351	109
ANT 1	Hotspot	802.11b	Wi-Fi PS1 Mode B	5	Edge Bottom	2	2417	97.62%	0.132	21.00	19.70					
ANT 1	Hotspot	802.11b	Wi-Fi PS1 Mode B	5	Edge Left	2	2417	97.62%	0.015	21.00	19.70					
Antenna(s)	**RF Exposure Condition(s)**	**Mode(s)**	**Power Mode(s)**	**Dist. (mm)**	**Test Position(s)**	**Channel**	**Freq. (MHz)**	**Duty Cycle (%)**	**Area Scan Max. SAR (W/kg)**	**Max Output Pwr (dBm)**	**Meas. (dBm)**	**1-g Meas. (W/kg)**	**1-g Scaled (W/kg)**	**10-g Meas. (W/kg)**	**10-g Scaled (W/kg)**	**Plot No.**
ANT 2	Head	802.11b	Wi-Fi PS1 Mode A	0	Left Cheek	6	2437	97.62%	0.191	20.50	19.10					
ANT 2	Head	802.11b	Wi-Fi PS1 Mode A	0	Left Tilt	6	2437	97.62%	0.200	20.50	19.10					
ANT 2	Head	802.11b	Wi-Fi PS1 Mode A	0	Right Cheek	1	2412	97.62%	0.756	20.50	18.90	0.793	**1.174**	0.351	0.520	110
ANT 2	Head	802.11b	Wi-Fi PS1 Mode A	0	Right Cheek	6	2437	97.62%	0.780	20.50	19.10	0.828	1.171	0.372	0.526	
ANT 2	Head	802.11b	Wi-Fi PS1 Mode A	0	Right Tilt	6	2437	97.62%	0.499	20.50	19.10	0.543	0.768	0.242	0.342	
ANT 2	Body & Hotspot	802.11b	Wi-Fi PS1 Mode B	5	Back	6	2437	97.62%	0.560	21.00	19.70	0.585	0.808	0.262	0.362	
ANT 2	Body & Hotspot	802.11b	Wi-Fi PS1 Mode B	5	Back	11	2462	97.62%	0.732	21.00	20.10	0.760	**0.958**	0.337	0.425	111
ANT 2	Body & Hotspot	802.11b	Wi-Fi PS1 Mode B	5	Front	11	2462	97.62%	0.424	21.00	20.10	0.436	0.549	0.205	0.258	
ANT 2	Hotspot	802.11b	Wi-Fi PS1 Mode B	5	Edge Top	11	2462	97.62%	0.328	21.00	20.10					
ANT 2	Hotspot	802.11b	Wi-Fi PS1 Mode B	5	Edge Right	11	2462	97.62%	0.044	21.00	20.10					
ANT 2	Hotspot	802.11b	Wi-Fi PS1 Mode B	5	Edge Left	11	2462	97.62%	0.425	21.00	20.10	0.439	0.553	0.196	0.247	
Antenna(s)	**RF Exposure Condition(s)**	**Mode(s)**	**Power Mode(s)**	**Dist. (mm)**	**Test Position(s)**	**Channel**	**Freq. (MHz)**	**Duty Cycle (%)**	**Area Scan Max. SAR (W/kg)**	**Max Output Pwr (dBm)**	**Meas. (dBm)**	**1-g Meas. (W/kg)**	**1-g Scaled (W/kg)**	**10-g Meas. (W/kg)**	**10-g Scaled (W/kg)**	**Plot No.**
ANT 1	Body & Hotspot	802.11b	Wi-Fi PS3 Mode B	5	Back	1	2412	97.62%	0.310	19.50	18.50	0.340	0.438	0.159	0.205	
ANT 1	Body & Hotspot	802.11b	Wi-Fi PS3 Mode B	5	Back (Offset)	1	2412	97.62%	0.367	19.50	18.50	0.357	0.460	0.170	0.219	
ANT 1	Hotspot	802.11b	Wi-Fi PS3 Mode B	5	Edge Right	1	2412	97.62%	0.471	19.50	18.50	0.451	0.582	0.201	0.259	
Antenna(s)	**RF Exposure Condition(s)**	**Mode(s)**	**Power Mode(s)**	**Dist. (mm)**	**Test Position(s)**	**Channel**	**Freq. (MHz)**	**Duty Cycle (%)**	**Area Scan Max. SAR (W/kg)**	**Max Output Pwr (dBm)**	**Meas. (dBm)**	**1-g Meas. (W/kg)**	**1-g Scaled (W/kg)**	**10-g Meas. (W/kg)**	**10-g Scaled (W/kg)**	**Plot No.**
ANT 2	Head	802.11b	Wi-Fi PS3 Mode A	0	Right Cheek	6	2437	97.62%	0.389	17.25	15.75	0.407	0.589	0.185	0.268	
ANT 2	Head	802.11b	Wi-Fi PS3 Mode A	0	Right Tilt	6	2437	97.62%	0.227	17.25	15.75	0.254	0.368	0.109	0.158	
ANT 2	Body & Hotspot	802.11b	Wi-Fi PS3 Mode B	5	Back	6	2437	97.62%	0.369	19.75	18.20	0.406	0.594	0.186	0.272	
ANT 2	Body & Hotspot	802.11b	Wi-Fi PS3 Mode B	5	Front	6	2437	97.62%	0.350	19.75	18.20	0.361	0.528	0.169	0.247	
ANT 2	Hotspot	802.11b	Wi-Fi PS3 Mode B	5	Edge Left	6	2437	97.62%	0.387	19.75	18.20	0.391	0.572	0.174	0.255	
Antenna(s)	**RF Exposure Condition(s)**	**Mode(s)**	**Power Mode(s)**	**Dist. (mm)**	**Test Position(s)**	**Channel**	**Freq. (MHz)**	**Duty Cycle (%)**	**Area Scan Max. SAR (W/kg)**	**Max Output Pwr (dBm)**	**Meas. (dBm)**	**1-g Meas. (W/kg)**	**1-g Scaled (W/kg)**	**10-g Meas. (W/kg)**	**10-g Scaled (W/kg)**	**Plot No.**
ANT 1	Body & Hotspot	802.11b	Wi-Fi PS4 Mode B	5	Back	1	2412	97.62%	0.310	18.75	18.50	0.340	0.369	0.159	0.173	
ANT 1	Body & Hotspot	802.11b	Wi-Fi PS4 Mode B	5	Back (Offset)	1	2412	97.62%	0.367	18.75	18.50	0.357	0.387	0.170	0.184	
ANT 1	Hotspot	802.11b	Wi-Fi PS4 Mode B	5	Edge Right	1	2412	97.62%	0.471	18.75	18.50	0.451	0.489	0.201	0.218	
Antenna(s)	**RF Exposure Condition(s)**	**Mode(s)**	**Power Mode(s)**	**Dist. (mm)**	**Test Position(s)**	**Channel**	**Freq. (MHz)**	**Duty Cycle (%)**	**Area Scan Max. SAR (W/kg)**	**Max Output Pwr (dBm)**	**Meas. (dBm)**	**1-g Meas. (W/kg)**	**1-g Scaled (W/kg)**	**10-g Meas. (W/kg)**	**10-g Scaled (W/kg)**	**Plot No.**
ANT 2	Head	802.11b	Wi-Fi PS4 Mode A	0	Right Cheek	6	2437	97.62%	0.389	16.50	15.75	0.407	0.496	0.185	0.225	
ANT 2	Head	802.11b	Wi-Fi PS4 Mode A	0	Right Tilt	6	2437	97.62%	0.227	16.50	15.75	0.254	0.309	0.109	0.133	
ANT 2	Body & Hotspot	802.11b	Wi-Fi PS4 Mode B	5	Back	6	2437	97.62%	0.369	19.00	18.20	0.406	0.500	0.186	0.229	
ANT 2	Body & Hotspot	802.11b	Wi-Fi PS4 Mode B	5	Front	6	2437	97.62%	0.350	19.00	18.20	0.361	0.445	0.169	0.208	
ANT 2	Hotspot	802.11b	Wi-Fi PS4 Mode B	5	Edge Left	6	2437	97.62%	0.387	19.00	18.20	0.391	0.482	0.174	0.214	
Antenna(s)	**RF Exposure Condition(s)**	**Mode(s)**	**Power Mode(s)**	**Dist. (mm)**	**Test Position(s)**	**Channel**	**Freq. (MHz)**	**Duty Cycle (%)**	**Area Scan Max. SAR (W/kg)**	**Max Output Pwr (dBm)**	**Meas. (dBm)**	**1-g Meas. (W/kg)**	**1-g Scaled (W/kg)**	**10-g Meas. (W/kg)**	**10-g Scaled (W/kg)**	**Plot No.**
ANT 1	Body & Hotspot	802.11b	Wi-Fi PS5 Mode B	5	Back	1	2412	97.62%	0.310	17.75	18.50	0.340	0.293	0.159	0.137	
ANT 1	Body & Hotspot	802.11b	Wi-Fi PS5 Mode B	5	Back (Offset)	1	2412	97.62%	0.367	17.75	18.50	0.357	0.308	0.170	0.147	
ANT 1	Hotspot	802.11b	Wi-Fi PS5 Mode B	5	Edge Right	1	2412	97.62%	0.471	17.75	18.50	0.451	0.389	0.201	0.173	
Antenna(s)	**RF Exposure Condition(s)**	**Mode(s)**	**Power Mode(s)**	**Dist. (mm)**	**Test Position(s)**	**Channel**	**Freq. (MHz)**	**Duty Cycle (%)**	**Area Scan Max. SAR (W/kg)**	**Max Output Pwr (dBm)**	**Meas. (dBm)**	**1-g Meas. (W/kg)**	**1-g Scaled (W/kg)**	**10-g Meas. (W/kg)**	**10-g Scaled (W/kg)**	**Plot No.**
ANT 2	Head	802.11b	Wi-Fi PS5 Mode A	0	Right Cheek	6	2437	97.62%	0.389	15.50	15.75	0.407	0.394	0.185	0.179	
ANT 2	Head	802.11b	Wi-Fi PS5 Mode A	0	Right Tilt	6	2437	97.62%	0.227	15.50	15.75	0.254	0.246	0.109	0.105	
ANT 2	Body & Hotspot	802.11b	Wi-Fi PS5 Mode B	5	Back	6	2437	97.62%	0.369	18.00	18.20	0.406	0.397	0.186	0.182	
ANT 2	Body & Hotspot	802.11b	Wi-Fi PS5 Mode B	5	Front	6	2437	97.62%	0.350	18.00	18.20	0.361	0.353	0.169	0.165	
ANT 2	Hotspot	802.11b	Wi-Fi PS5 Mode B	5	Edge Left	6	2437	97.62%	0.387	18.00	18.20	0.391	0.383	0.174	0.170	
Antenna(s)	**RF Exposure Condition(s)**	**Mode(s)**	**Power Mode(s)**	**Dist. (mm)**	**Test Position(s)**	**Channel**	**Freq. (MHz)**	**Duty Cycle (%)**	**Area Scan Max. SAR (W/kg)**	**Max Output Pwr (dBm)**	**Meas. (dBm)**	**1-g Meas. (W/kg)**	**1-g Scaled (W/kg)**	**10-g Meas. (W/kg)**	**10-g Scaled (W/kg)**	**Plot No.**
ANT 1	Body & Hotspot	802.11b	Wi-Fi PS6 Mode B	5	Back	1	2412	97.62%	0.310	16.50	18.50	0.340	0.220	0.159	0.103	
ANT 1	Body & Hotspot	802.11b	Wi-Fi PS6 Mode B	5	Back (Offset)	1	2412	97.62%	0.367	16.50	18.50	0.357	0.231	0.170	0.110	
ANT 1	Hotspot	802.11b	Wi-Fi PS6 Mode B	5	Edge Right	1	2412	97.62%	0.471	16.50	18.50	0.451	0.291	0.201	0.130	
Antenna(s)	**RF Exposure Condition(s)**	**Mode(s)**	**Power Mode(s)**	**Dist. (mm)**	**Test Position(s)**	**Channel**	**Freq. (MHz)**	**Duty Cycle (%)**	**Area Scan Max. SAR (W/kg)**	**Max Output Pwr (dBm)**	**Meas. (dBm)**	**1-g Meas. (W/kg)**	**1-g Scaled (W/kg)**	**10-g Meas. (W/kg)**	**10-g Scaled (W/kg)**	**Plot No.**
ANT 2	Head	802.11b	Wi-Fi PS6 Mode A	0	Right Cheek	6	2437	97.62%	0.389	14.25	15.75	0.407	0.295	0.185	0.134	
ANT 2	Head	802.11b	Wi-Fi PS6 Mode A	0	Right Tilt	6	2437	97.62%	0.227	14.25	15.75	0.254	0.184	0.109	0.079	
ANT 2	Body & Hotspot	802.11b	Wi-Fi PS6 Mode B	5	Back	6	2437	97.62%	0.369	16.75	18.20	0.406	0.298	0.186	0.136	
ANT 2	Body & Hotspot	802.11b	Wi-Fi PS6 Mode B	5	Front	6	2437	97.62%	0.350	16.75	18.20	0.361	0.265	0.169	0.124	
ANT 2	Hotspot	802.11b	Wi-Fi PS6 Mode B	5	Edge Left	6	2437	97.62%	0.387	16.75	18.20	0.391	0.287	0.174	0.128	

Notes:

Power State 2 maximum output power is the same as Power State 1.
PS2/3/4/5/6 for ANT 1 Mode A shares the same Max Power as PS1.

This report shall not be reproduced without the written approval of UL Verification Services Inc.

10.38. Wi-Fi 5 GHz (U-NII 1-3 Bands)

UNII-1 &2A

When the specified maximum output power is the same for both UNII band I and UNII band 2A, begin SAR measurement in UNII band 2A; and if the highest *reported* SAR for UNII band 2A is

- ≤ 1.2 W/kg, SAR is not required for UNII band I
- > 1.2 W/kg, both bands should be tested independently for SAR.

Antenna(s)	RF Exposure Condition(s)	Mode(s)	Power Mode(s)	Dist. (mm)	Test Position(s)	Channel	Freq. (MHz)	Duty Cycle (%)	Area Scan Max. SAR (W/kg)	Max Output Pwr (dBm)	Meas. (dBm)	1-g Meas. (W/kg)	1-g Scaled (W/kg)	10-g Meas. (W/kg)	10-g Scaled (W/kg)	Plot No.
ANT 5	Head	802.11n (HT40)	Wi-Fi PS1 Mode A	0	Left Cheek	54	5270	97.63%	0.040	19.50	18.30	0.029	**0.039**	0.012	0.016	112
ANT 5	Head	802.11n (HT40)	Wi-Fi PS1 Mode A	0	Left Tilt	54	5270	97.63%	0.007	19.50	18.30					
ANT 5	Head	802.11n (HT40)	Wi-Fi PS1 Mode A	0	Right Cheek	54	5270	97.63%	0.039	19.50	18.30					
ANT 5	Head	802.11n (HT40)	Wi-Fi PS1 Mode A	0	Right Tilt	54	5270	97.63%	0.014	19.50	18.30					
ANT 5	Body & Hotspot	802.11n (HT40)	Wi-Fi PS1 Mode B	5	Back	54	5270	97.63%	0.741	19.50	18.30	0.834	**1.126**	0.226	0.305	113
ANT 5	Body & Hotspot	802.11n (HT40)	Wi-Fi PS1 Mode B	5	Back	62	5310	97.63%	0.384	17.50	16.30	0.528	0.713	0.144	0.194	
ANT 5	Body & Hotspot	802.11n (HT40)	Wi-Fi PS1 Mode B	5	Front	54	5270	97.63%	0.016	19.50	18.30	0.016	0.022	0.003	0.004	
ANT 5	Hotspot	802.11n (HT40)	Wi-Fi PS1 Mode B	5	Edge Right	54	5270	97.63%	0.136	19.50	18.30	0.148	**0.200**	0.043	0.058	114
Antenna(s)	RF Exposure Condition(s)	Mode(s)	Power Mode(s)	Dist. (mm)	Test Position(s)	Channel	Freq. (MHz)	Duty Cycle (%)	Area Scan Max. SAR (W/kg)	Max Output Pwr (dBm)	Meas. (dBm)	1-g Meas. (W/kg)	1-g Scaled (W/kg)	10-g Meas. (W/kg)	10-g Scaled (W/kg)	Plot No.
ANT 6	Head	802.11n (HT40)	Wi-Fi PS1 Mode A	0	Left Cheek	54	5270	97.63%	0.018	19.50	18.30					
ANT 6	Head	802.11n (HT40)	Wi-Fi PS1 Mode A	0	Left Tilt	54	5270	97.63%	0.017	19.50	18.30					
ANT 6	Head	802.11n (HT40)	Wi-Fi PS1 Mode A	0	Right Cheek	54	5270	97.63%	0.016	19.50	18.30					
ANT 6	Head	802.11n (HT40)	Wi-Fi PS1 Mode A	0	Right Tilt	54	5270	97.63%	0.020	19.50	18.30	0.000	0.000	0.000	0.000	
ANT 6	Body & Hotspot	802.11ac (VHT160)	Wi-Fi PS1 Mode B	5	Back	50	5250	94.34%	0.328	13.00	11.20	0.697	1.118	0.145	0.233	
ANT 6	Body & Hotspot	802.11ac (VHT160)	Wi-Fi PS1 Mode B	5	Front	50	5250	94.34%	0.007	13.00	11.20	0.000	0.000	0.000	0.000	
ANT 6	Hotspot	802.11ac (VHT160)	Wi-Fi PS1 Mode B	5	Edge Top	50	5250	94.34%	0.005	13.00	11.20	0.000	0.000	0.000	0.000	
Antenna(s)	RF Exposure Condition(s)	Mode(s)	Power Mode(s)	Dist. (mm)	Test Position(s)	Channel	Freq. (MHz)	Duty Cycle (%)	Area Scan Max. SAR (W/kg)	Max Output Pwr (dBm)	Meas. (dBm)	1-g Meas. (W/kg)	1-g Scaled (W/kg)	10-g Meas. (W/kg)	10-g Scaled (W/kg)	Plot No.
ANT 5	Body & Hotspot	802.11ac (VHT80)	Wi-Fi PS3 Mode B	5	Back	58	5290	97.81%	0.356	16.75	15.75	0.450	0.579	0.118	0.152	
Antenna(s)	RF Exposure Condition(s)	Mode(s)	Power Mode(s)	Dist. (mm)	Test Position(s)	Channel	Freq. (MHz)	Duty Cycle (%)	Area Scan Max. SAR (W/kg)	Max Output Pwr (dBm)	Meas. (dBm)	1-g Meas. (W/kg)	1-g Scaled (W/kg)	10-g Meas. (W/kg)	10-g Scaled (W/kg)	Plot No.
ANT 6	Body & Hotspot	802.11ac (VHT160)	Wi-Fi PS3 Mode B	5	Back	50	5250	94.34%	0.203	10.25	8.40	0.347	0.563	0.068	0.110	
Antenna(s)	RF Exposure Condition(s)	Mode(s)	Power Mode(s)	Dist. (mm)	Test Position(s)	Channel	Freq. (MHz)	Duty Cycle (%)	Area Scan Max. SAR (W/kg)	Max Output Pwr (dBm)	Meas. (dBm)	1-g Meas. (W/kg)	1-g Scaled (W/kg)	10-g Meas. (W/kg)	10-g Scaled (W/kg)	Plot No.
ANT 5	Body & Hotspot	802.11ac (VHT160)	Wi-Fi PS4 Mode B	5	Back	50	5250	94.34%	0.349	16.00	14.60	0.291	0.426	0.079	0.116	
Antenna(s)	RF Exposure Condition(s)	Mode(s)	Power Mode(s)	Dist. (mm)	Test Position(s)	Channel	Freq. (MHz)	Duty Cycle (%)	Area Scan Max. SAR (W/kg)	Max Output Pwr (dBm)	Meas. (dBm)	1-g Meas. (W/kg)	1-g Scaled (W/kg)	10-g Meas. (W/kg)	10-g Scaled (W/kg)	Plot No.
ANT 6	Body & Hotspot	802.11ac (VHT160)	Wi-Fi PS4 Mode B	5	Back	50	5250	94.34%	0.203	9.50	8.40	0.347	0.474	0.068	0.093	
Antenna(s)	RF Exposure Condition(s)	Mode(s)	Power Mode(s)	Dist. (mm)	Test Position(s)	Channel	Freq. (MHz)	Duty Cycle (%)	Area Scan Max. SAR (W/kg)	Max Output Pwr (dBm)	Meas. (dBm)	1-g Meas. (W/kg)	1-g Scaled (W/kg)	10-g Meas. (W/kg)	10-g Scaled (W/kg)	Plot No.
ANT 5	Body & Hotspot	802.11ac (VHT160)	Wi-Fi PS5 Mode B	5	Back	50	5250	94.34%	0.349	15.00	14.60	0.291	0.338	0.079	0.092	
Antenna(s)	RF Exposure Condition(s)	Mode(s)	Power Mode(s)	Dist. (mm)	Test Position(s)	Channel	Freq. (MHz)	Duty Cycle (%)	Area Scan Max. SAR (W/kg)	Max Output Pwr (dBm)	Meas. (dBm)	1-g Meas. (W/kg)	1-g Scaled (W/kg)	10-g Meas. (W/kg)	10-g Scaled (W/kg)	Plot No.
ANT 6	Body & Hotspot	802.11ac (VHT160)	Wi-Fi PS5 Mode B	5	Back	50	5250	94.34%	0.203	8.50	8.40	0.347	0.376	0.068	0.074	
Antenna(s)	RF Exposure Condition(s)	Mode(s)	Power Mode(s)	Dist. (mm)	Test Position(s)	Channel	Freq. (MHz)	Duty Cycle (%)	Area Scan Max. SAR (W/kg)	Max Output Pwr (dBm)	Meas. (dBm)	1-g Meas. (W/kg)	1-g Scaled (W/kg)	10-g Meas. (W/kg)	10-g Scaled (W/kg)	Plot No.
ANT 5	Body & Hotspot	802.11ac (VHT160)	Wi-Fi PS6 Mode B	5	Back	50	5250	94.34%	0.349	13.75	14.60	0.291	0.254	0.079	0.069	
Antenna(s)	RF Exposure Condition(s)	Mode(s)	Power Mode(s)	Dist. (mm)	Test Position(s)	Channel	Freq. (MHz)	Duty Cycle (%)	Area Scan Max. SAR (W/kg)	Max Output Pwr (dBm)	Meas. (dBm)	1-g Meas. (W/kg)	1-g Scaled (W/kg)	10-g Meas. (W/kg)	10-g Scaled (W/kg)	Plot No.
ANT 6	Body & Hotspot	802.11ac (VHT160)	Wi-Fi PS6 Mode B	5	Back	50	5250	94.34%	0.203	7.25	8.40	0.347	0.282	0.068	0.055	

Notes:

Power State 2 maximum output power is the same as Power State 1.
PS2/3/4/5/6 for ANT 5/6 Mode A share the same Max Power as PS1.

This report shall not be reproduced without the written approval of UL Verification Services Inc.

UNII-2C

Antenna(s)	RF Exposure Condition(s)	Mode(s)	Power Mode(s)	Dist. (mm)	Test Position(s)	Channel	Freq. (MHz)	Duty Cycle (%)	Area Scan Max. SAR (W/kg)	Max Output Pwr (dBm)	Meas. (dBm)	1-g Meas. (W/kg)	1-g Scaled (W/kg)	10-g Meas. (W/kg)	10-g Scaled (W/kg)	Plot No.
ANT 5	Head	802.11ac (VHT80)	Wi-Fi PS1 Mode A	0	Left Cheek	122	5610	97.81%	0.035	19.50	18.10	0.030	**0.042**	0.006	0.008	115
ANT 5	Head	802.11ac (VHT80)	Wi-Fi PS1 Mode A	0	Left Tilt	122	5610	97.81%	0.013	19.50	18.10					
ANT 5	Head	802.11ac (VHT80)	Wi-Fi PS1 Mode A	0	Right Cheek	122	5610	97.81%	0.017	19.50	18.10					
ANT 5	Head	802.11ac (VHT80)	Wi-Fi PS1 Mode A	0	Right Tilt	122	5610	97.81%	0.007	19.50	18.10					
ANT 5	Body & Hotspot	802.11ac (VHT80)	Wi-Fi PS1 Mode B	5	Back	122	5610	97.81%	0.562	16.75	15.25	0.820	**1.184**	0.217	0.313	116
ANT 5	Body & Hotspot	802.11ac (VHT80)	Wi-Fi PS1 Mode B	5	Back	138	5690	97.81%	0.532	16.75	15.20	0.708	1.034	0.190	0.278	
ANT 5	Body & Hotspot	802.11ac (VHT80)	Wi-Fi PS1 Mode B	5	Front	122	5610	97.81%	0.011	16.75	15.25	0.000	0.000	0.000	0.000	
ANT 5	Hotspot	802.11ac (VHT80)	Wi-Fi PS1 Mode B	5	Edge Right	122	5610	97.81%	0.171	16.75	15.25	0.174	**0.251**	0.055	0.079	117
Antenna(s)	**RF Exposure Condition(s)**	**Mode(s)**	**Power Mode(s)**	**Dist. (mm)**	**Test Position(s)**	**Channel**	**Freq. (MHz)**	**Duty Cycle (%)**	**Area Scan Max. SAR (W/kg)**	**Max Output Pwr (dBm)**	**Meas. (dBm)**	**1-g Meas. (W/kg)**	**1-g Scaled (W/kg)**	**10-g Meas. (W/kg)**	**10-g Scaled (W/kg)**	**Plot No.**
ANT 6	Head	802.11ac (VHT80)	Wi-Fi PS1 Mode A	0	Left Cheek	122	5610	97.81%	0.007	19.50	18.30					
ANT 6	Head	802.11ac (VHT80)	Wi-Fi PS1 Mode A	0	Left Tilt	122	5610	97.81%	0.007	19.50	18.30					
ANT 6	Head	802.11ac (VHT80)	Wi-Fi PS1 Mode A	0	Right Cheek	122	5610	97.81%	0.019	19.50	18.30	0.021	0.028	0.002	0.003	
ANT 6	Head	802.11ac (VHT80)	Wi-Fi PS1 Mode A	0	Right Tilt	122	5610	97.81%	0.019	19.50	18.30					
ANT 6	Body & Hotspot	802.11ac (VHT160)	Wi-Fi PS1 Mode B	5	Back	114	5570	94.34%	0.559	13.00	11.20	0.721	1.157	0.187	0.300	
ANT 6	Body & Hotspot	802.11ac (VHT160)	Wi-Fi PS1 Mode B	5	Front	114	5570	94.34%	0.559	13.00	11.20	0.000	0.000	0.000	0.000	
ANT 6	Hotspot	802.11ac (VHT160)	Wi-Fi PS1 Mode B	5	Edge Top	114	5570	94.34%	0.007	13.00	11.20	0.000	0.000	0.000	0.000	
Antenna(s)	**RF Exposure Condition(s)**	**Mode(s)**	**Power Mode(s)**	**Dist. (mm)**	**Test Position(s)**	**Channel**	**Freq. (MHz)**	**Duty Cycle (%)**	**Area Scan Max. SAR (W/kg)**	**Max Output Pwr (dBm)**	**Meas. (dBm)**	**1-g Meas. (W/kg)**	**1-g Scaled (W/kg)**	**10-g Meas. (W/kg)**	**10-g Scaled (W/kg)**	**Plot No.**
ANT 5	Body & Hotspot	802.11ac (VHT160)	Wi-Fi PS3 Mode B	5	Back	114	5570	94.34%	0.305	14.00	12.50	0.381	0.570	0.100	0.150	
ANT 5	Hotspot	802.11ac (VHT160)	Wi-Fi PS3 Mode B	5	Edge Right	114	5570	94.34%	0.096	14.00	12.50	0.097	0.145	0.030	0.045	
Antenna(s)	**RF Exposure Condition(s)**	**Mode(s)**	**Power Mode(s)**	**Dist. (mm)**	**Test Position(s)**	**Channel**	**Freq. (MHz)**	**Duty Cycle (%)**	**Area Scan Max. SAR (W/kg)**	**Max Output Pwr (dBm)**	**Meas. (dBm)**	**1-g Meas. (W/kg)**	**1-g Scaled (W/kg)**	**10-g Meas. (W/kg)**	**10-g Scaled (W/kg)**	**Plot No.**
ANT 6	Body & Hotspot	802.11ac (VHT160)	Wi-Fi PS3 Mode B	5	Back	114	5570	94.34%	0.295	9.75	8.60	0.389	0.537	0.092	0.127	
Antenna(s)	**RF Exposure Condition(s)**	**Mode(s)**	**Power Mode(s)**	**Dist. (mm)**	**Test Position(s)**	**Channel**	**Freq. (MHz)**	**Duty Cycle (%)**	**Area Scan Max. SAR (W/kg)**	**Max Output Pwr (dBm)**	**Meas. (dBm)**	**1-g Meas. (W/kg)**	**1-g Scaled (W/kg)**	**10-g Meas. (W/kg)**	**10-g Scaled (W/kg)**	**Plot No.**
ANT 5	Body & Hotspot	802.11ac (VHT160)	Wi-Fi PS4 Mode B	5	Back	114	5570	94.34%	0.305	13.25	12.50	0.381	0.480	0.100	0.126	
ANT 5	Hotspot	802.11ac (VHT160)	Wi-Fi PS4 Mode B	5	Edge Right	114	5570	94.34%	0.084	13.25	12.50	0.093	0.117	0.027	0.034	
Antenna(s)	**RF Exposure Condition(s)**	**Mode(s)**	**Power Mode(s)**	**Dist. (mm)**	**Test Position(s)**	**Channel**	**Freq. (MHz)**	**Duty Cycle (%)**	**Area Scan Max. SAR (W/kg)**	**Max Output Pwr (dBm)**	**Meas. (dBm)**	**1-g Meas. (W/kg)**	**1-g Scaled (W/kg)**	**10-g Meas. (W/kg)**	**10-g Scaled (W/kg)**	**Plot No.**
ANT 6	Body & Hotspot	802.11ac (VHT160)	Wi-Fi PS4 Mode B	5	Back	114	5570	94.34%	0.295	9.00	8.60	0.389	0.452	0.092	0.107	
Antenna(s)	**RF Exposure Condition(s)**	**Mode(s)**	**Power Mode(s)**	**Dist. (mm)**	**Test Position(s)**	**Channel**	**Freq. (MHz)**	**Duty Cycle (%)**	**Area Scan Max. SAR (W/kg)**	**Max Output Pwr (dBm)**	**Meas. (dBm)**	**1-g Meas. (W/kg)**	**1-g Scaled (W/kg)**	**10-g Meas. (W/kg)**	**10-g Scaled (W/kg)**	**Plot No.**
ANT 5	Body & Hotspot	802.11ac (VHT160)	Wi-Fi PS5 Mode B	5	Back	114	5570	94.34%	0.305	12.25	12.50	0.381	0.381	0.100	0.100	
ANT 5	Hotspot	802.11ac (VHT160)	Wi-Fi PS5 Mode B	5	Edge Right	114	5570	94.34%	0.084	12.25	12.50	0.093	0.093	0.027	0.027	
Antenna(s)	**RF Exposure Condition(s)**	**Mode(s)**	**Power Mode(s)**	**Dist. (mm)**	**Test Position(s)**	**Channel**	**Freq. (MHz)**	**Duty Cycle (%)**	**Area Scan Max. SAR (W/kg)**	**Max Output Pwr (dBm)**	**Meas. (dBm)**	**1-g Meas. (W/kg)**	**1-g Scaled (W/kg)**	**10-g Meas. (W/kg)**	**10-g Scaled (W/kg)**	**Plot No.**
ANT 6	Body & Hotspot	802.11ac (VHT160)	Wi-Fi PS5 Mode B	5	Back	114	5570	94.34%	0.295	8.00	8.60	0.389	0.359	0.092	0.085	
Antenna(s)	**RF Exposure Condition(s)**	**Mode(s)**	**Power Mode(s)**	**Dist. (mm)**	**Test Position(s)**	**Channel**	**Freq. (MHz)**	**Duty Cycle (%)**	**Area Scan Max. SAR (W/kg)**	**Max Output Pwr (dBm)**	**Meas. (dBm)**	**1-g Meas. (W/kg)**	**1-g Scaled (W/kg)**	**10-g Meas. (W/kg)**	**10-g Scaled (W/kg)**	**Plot No.**
ANT 5	Body & Hotspot	802.11ac (VHT160)	Wi-Fi PS6 Mode B	5	Back	114	5570	94.34%	0.305	11.00	12.50	0.381	0.286	0.100	0.075	
ANT 5	Hotspot	802.11ac (VHT160)	Wi-Fi PS6 Mode B	5	Edge Right	114	5570	94.34%	0.084	11.00	12.50	0.093	0.070	0.027	0.020	
Antenna(s)	**RF Exposure Condition(s)**	**Mode(s)**	**Power Mode(s)**	**Dist. (mm)**	**Test Position(s)**	**Channel**	**Freq. (MHz)**	**Duty Cycle (%)**	**Area Scan Max. SAR (W/kg)**	**Max Output Pwr (dBm)**	**Meas. (dBm)**	**1-g Meas. (W/kg)**	**1-g Scaled (W/kg)**	**10-g Meas. (W/kg)**	**10-g Scaled (W/kg)**	**Plot No.**
ANT 6	Body & Hotspot	802.11ac (VHT160)	Wi-Fi PS6 Mode B	5	Back	114	5570	94.34%	0.295	6.75	8.60	0.389	0.269	0.092	0.064	

Notes:

Power State 2 maximum output power is the same as Power State 1.
PS2/3/4/5/6 for ANT 5/6 Mode A share the same Max Power as PS1.

This report shall not be reproduced without the written approval of UL Verification Services Inc.

UNII-3

Antenna(s)	RF Exposure Condition(s)	Mode(s)	Power Mode(s)	Dist. (mm)	Test Position(s)	Channel	Freq. (MHz)	Duty Cycle (%)	Area Scan Max. SAR (W/kg)	Max Output Pwr (dBm)	Meas. (dBm)	1-g Meas. (W/kg)	1-g Scaled (W/kg)	10-g Meas. (W/kg)	10-g Scaled (W/kg)	Plot No.
ANT 5	Head	802.11ac (VHT80)	Wi-Fi PS1 Mode A	0	Left Cheek	155	5775	97.81%	0.035	20.00	18.30	0.030	**0.045**	0.009	0.014	118
ANT 5	Head	802.11ac (VHT80)	Wi-Fi PS1 Mode A	0	Left Tilt	155	5775	97.81%	0.008	20.00	18.30					
ANT 5	Head	802.11ac (VHT80)	Wi-Fi PS1 Mode A	0	Right Cheek	155	5775	97.81%	0.015	20.00	18.30					
ANT 5	Head	802.11ac (VHT80)	Wi-Fi PS1 Mode A	0	Right Tilt	155	5775	97.81%	0.022	20.00	18.30					
ANT 5	Body & Hotspot	802.11ac (VHT80)	Wi-Fi PS1 Mode B	5	Back	155	5775	97.81%	0.772	16.25	15.20	0.882	**1.148**	0.211	0.275	119
ANT 5	Body & Hotspot	802.11ac (VHT80)	Wi-Fi PS1 Mode B	5	Front	155	5775	97.81%	0.014	16.25	15.20	0.000	0.000	0.000	0.000	
ANT 5	Hotspot	802.11ac (VHT80)	Wi-Fi PS1 Mode B	5	Edge Right	155	5775	97.81%	0.130	16.25	15.20	0.141	**0.184**	0.046	0.060	120
Antenna(s)	RF Exposure Condition(s)	Mode(s)	Power Mode(s)	Dist. (mm)	Test Position(s)	Channel	Freq. (MHz)	Duty Cycle (%)	Area Scan Max. SAR (W/kg)	Max Output Pwr (dBm)	Meas. (dBm)	1-g Meas. (W/kg)	1-g Scaled (W/kg)	10-g Meas. (W/kg)	10-g Scaled (W/kg)	Plot No.
ANT 6	Head	802.11ac (VHT80)	Wi-Fi PS1 Mode A	0	Left Cheek	155	5775	97.81%	0.023	20.00	18.20					
ANT 6	Head	802.11ac (VHT80)	Wi-Fi PS1 Mode A	0	Left Tilt	155	5775	97.81%	0.042	20.00	18.20					
ANT 6	Head	802.11ac (VHT80)	Wi-Fi PS1 Mode A	0	Right Cheek	155	5775	97.81%	0.043	20.00	18.20	0.025	0.039	0.008	0.012	
ANT 6	Head	802.11ac (VHT80)	Wi-Fi PS1 Mode A	0	Right Tilt	155	5775	97.81%	0.041	20.00	18.20					
ANT 6	Body & Hotspot	802.11ac (VHT80)	Wi-Fi PS1 Mode B	5	Back	155	5775	97.81%	0.750	14.50	13.60	0.904	1.137	0.275	0.346	
ANT 6	Body & Hotspot	802.11ac (VHT80)	Wi-Fi PS1 Mode B	5	Front	155	5775	97.81%	0.006	14.50	13.60	0.000	0.000	0.000	0.000	
ANT 6	Hotspot	802.11ac (VHT80)	Wi-Fi PS1 Mode B	5	Edge Top	155	5775	97.81%	0.044	14.50	13.60	0.042	0.053	0.017	0.021	
Antenna(s)	RF Exposure Condition(s)	Mode(s)	Power Mode(s)	Dist. (mm)	Test Position(s)	Channel	Freq. (MHz)	Duty Cycle (%)	Area Scan Max. SAR (W/kg)	Max Output Pwr (dBm)	Meas. (dBm)	1-g Meas. (W/kg)	1-g Scaled (W/kg)	10-g Meas. (W/kg)	10-g Scaled (W/kg)	Plot No.
ANT 5	Body & Hotspot	802.11ac (VHT80)	Wi-Fi PS3 Mode B	5	Back	155	5775	97.81%	0.331	13.25	12.10	0.366	0.488	0.081	0.108	
ANT 5	Hotspot	802.11ac (VHT80)	Wi-Fi PS3 Mode B	5	Edge Right	155	5775	97.81%	0.061	13.25	12.10	0.060	0.080	0.021	0.028	
Antenna(s)	RF Exposure Condition(s)	Mode(s)	Power Mode(s)	Dist. (mm)	Test Position(s)	Channel	Freq. (MHz)	Duty Cycle (%)	Area Scan Max. SAR (W/kg)	Max Output Pwr (dBm)	Meas. (dBm)	1-g Meas. (W/kg)	1-g Scaled (W/kg)	10-g Meas. (W/kg)	10-g Scaled (W/kg)	Plot No.
ANT 6	Body & Hotspot	802.11ac (VHT80)	Wi-Fi PS3 Mode B	5	Back	155	5775	97.81%	0.409	11.75	10.70	0.456	0.594	0.131	0.171	
ANT 6	Hotspot	802.11ac (VHT80)	Wi-Fi PS3 Mode B	5	Edge Top	155	5775	97.81%	0.009	11.75	10.70	0.000	0.000	0.000	0.000	
Antenna(s)	RF Exposure Condition(s)	Mode(s)	Power Mode(s)	Dist. (mm)	Test Position(s)	Channel	Freq. (MHz)	Duty Cycle (%)	Area Scan Max. SAR (W/kg)	Max Output Pwr (dBm)	Meas. (dBm)	1-g Meas. (W/kg)	1-g Scaled (W/kg)	10-g Meas. (W/kg)	10-g Scaled (W/kg)	Plot No.
ANT 5	Body & Hotspot	802.11ac (VHT80)	Wi-Fi PS4 Mode B	5	Back	155	5775	97.81%	0.331	12.50	12.10	0.366	0.410	0.081	0.091	
ANT 5	Hotspot	802.11ac (VHT80)	Wi-Fi PS4 Mode B	5	Edge Right	155	5775	97.81%	0.061	12.50	12.10	0.060	0.067	0.021	0.024	
Antenna(s)	RF Exposure Condition(s)	Mode(s)	Power Mode(s)	Dist. (mm)	Test Position(s)	Channel	Freq. (MHz)	Duty Cycle (%)	Area Scan Max. SAR (W/kg)	Max Output Pwr (dBm)	Meas. (dBm)	1-g Meas. (W/kg)	1-g Scaled (W/kg)	10-g Meas. (W/kg)	10-g Scaled (W/kg)	Plot No.
ANT 6	Body & Hotspot	802.11ac (VHT80)	Wi-Fi PS4 Mode B	5	Back	155	5775	97.81%	0.409	11.00	10.70	0.456	0.500	0.131	0.144	
ANT 6	Hotspot	802.11ac (VHT80)	Wi-Fi PS4 Mode B	5	Edge Top	155	5775	97.81%	0.009	11.00	10.70	0.000	0.000	0.000	0.000	
Antenna(s)	RF Exposure Condition(s)	Mode(s)	Power Mode(s)	Dist. (mm)	Test Position(s)	Channel	Freq. (MHz)	Duty Cycle (%)	Area Scan Max. SAR (W/kg)	Max Output Pwr (dBm)	Meas. (dBm)	1-g Meas. (W/kg)	1-g Scaled (W/kg)	10-g Meas. (W/kg)	10-g Scaled (W/kg)	Plot No.
ANT 5	Body & Hotspot	802.11ac (VHT80)	Wi-Fi PS5 Mode B	5	Back	155	5775	97.81%	0.331	11.50	12.10	0.366	0.326	0.081	0.072	
ANT 5	Hotspot	802.11ac (VHT80)	Wi-Fi PS5 Mode B	5	Edge Right	155	5775	97.81%	0.061	11.50	12.10	0.060	0.053	0.021	0.019	
Antenna(s)	RF Exposure Condition(s)	Mode(s)	Power Mode(s)	Dist. (mm)	Test Position(s)	Channel	Freq. (MHz)	Duty Cycle (%)	Area Scan Max. SAR (W/kg)	Max Output Pwr (dBm)	Meas. (dBm)	1-g Meas. (W/kg)	1-g Scaled (W/kg)	10-g Meas. (W/kg)	10-g Scaled (W/kg)	Plot No.
ANT 6	Body & Hotspot	802.11ac (VHT80)	Wi-Fi PS5 Mode B	5	Back	155	5775	97.81%	0.409	10.00	10.70	0.456	0.397	0.131	0.114	
ANT 6	Hotspot	802.11ac (VHT80)	Wi-Fi PS5 Mode B	5	Edge Top	155	5775	97.81%	0.009	10.00	10.70	0.000	0.000	0.000	0.000	
Antenna(s)	RF Exposure Condition(s)	Mode(s)	Power Mode(s)	Dist. (mm)	Test Position(s)	Channel	Freq. (MHz)	Duty Cycle (%)	Area Scan Max. SAR (W/kg)	Max Output Pwr (dBm)	Meas. (dBm)	1-g Meas. (W/kg)	1-g Scaled (W/kg)	10-g Meas. (W/kg)	10-g Scaled (W/kg)	Plot No.
ANT 5	Body & Hotspot	802.11ac (VHT80)	Wi-Fi PS6 Mode B	5	Back	155	5775	97.81%	0.331	10.25	12.10	0.366	0.244	0.081	0.054	
ANT 5	Hotspot	802.11ac (VHT80)	Wi-Fi PS6 Mode B	5	Edge Right	155	5775	97.81%	0.061	10.25	12.10	0.060	0.040	0.021	0.014	
Antenna(s)	RF Exposure Condition(s)	Mode(s)	Power Mode(s)	Dist. (mm)	Test Position(s)	Channel	Freq. (MHz)	Duty Cycle (%)	Area Scan Max. SAR (W/kg)	Max Output Pwr (dBm)	Meas. (dBm)	1-g Meas. (W/kg)	1-g Scaled (W/kg)	10-g Meas. (W/kg)	10-g Scaled (W/kg)	Plot No.
ANT 6	Body & Hotspot	802.11ac (VHT80)	Wi-Fi PS6 Mode B	5	Back	155	5775	97.81%	0.409	8.75	10.70	0.456	0.298	0.131	0.085	
ANT 6	Hotspot	802.11ac (VHT80)	Wi-Fi PS6 Mode B	5	Edge Top	155	5775	97.81%	0.009	8.75	10.70	0.000	0.000	0.000	0.000	

Notes:

Power State 2 maximum output power is the same as Power State 1.
PS2/3/4/5/6 for ANT 5/6 Mode A share the same Max Power as PS1.

This report shall not be reproduced without the written approval of UL Verification Services Inc.

10.39. Wi-Fi 6 GHz (U-NII 5-8 Bands)

UNII-5

Antenna(s)	RF Exposure Condition(s)	Mode(s)	Power Mode(s)	Dist. (mm)	Test Position(s)	Channel	Freq. (MHz)	Duty Cycle (%)	Area Scan Max. SAR (W/kg)	Max Output Pwr (dBm)	Meas. (dBm)	1-g Meas. (W/kg)	1-g Scaled (W/kg)	10-g Meas. (W/kg)	10-g Scaled (W/kg)	APD Meas. (W/m2)	APD Scaled (W/m2)	Plot No.
ANT 5	Head	802.11ax (HE160)	Wi-Fi PS1 Mode A	0	Left Cheek	15	6025	94.84%	0.026	12.75	11.30	0.030	**0.044**	0.007	0.010	0.173	0.255	121
ANT 5	Head	802.11ax (HE160)	Wi-Fi PS1 Mode A	0	Left Tilt	15	6025	94.84%	0.021	12.75	11.30	0.000	0.000	0.000	0.000	0.000	0.000	
ANT 5	Head	802.11ax (HE160)	Wi-Fi PS1 Mode A	0	Right Cheek	15	6025	94.84%	0.004	12.75	11.30	0.000	0.000	0.000	0.000	0.000	0.000	
ANT 5	Head	802.11ax (HE160)	Wi-Fi PS1 Mode A	0	Right Tilt	15	6025	94.84%	0.004	12.75	11.30	0.000	0.000	0.000	0.000	0.000	0.000	
ANT 5	Body & Hotspot	802.11ax (HE160)	Wi-Fi PS1 Mode B	5	Back	15	6025	94.84%	0.592	12.75	11.30	0.650	**0.957**	0.151	0.222	3.560	5.242	122
ANT 5	Body & Hotspot	802.11ax (HE160)	Wi-Fi PS1 Mode B	5	Back	79	6345	94.84%	0.514	12.50	11.60	0.579	0.751	0.136	0.176	3.190	4.138	
ANT 5	Body & Hotspot	802.11ax (HE160)	Wi-Fi PS1 Mode B	5	Front	15	6025	94.84%	0.015	12.75	11.30	0.000	0.000	0.000	0.000	0.000	0.000	
ANT 5	Hotspot	802.11ax (HE160)	Wi-Fi PS1 Mode B	5	Edge Right	15	6025	94.84%	0.085	12.75	11.30	0.093	**0.137**	0.290	0.427	0.657	0.967	123
Antenna(s)	RF Exposure Condition(s)	Mode(s)	Power Mode(s)	Dist. (mm)	Test Position(s)	Channel	Freq. (MHz)	Duty Cycle (%)	Area Scan Max. SAR (W/kg)	Max Output Pwr (dBm)	Meas. (dBm)	1-g Meas. (W/kg)	1-g Scaled (W/kg)	10-g Meas. (W/kg)	10-g Scaled (W/kg)	APD Meas. (W/m2)	APD Scaled (W/m2)	Plot No.
ANT 6	Head	802.11ax (HE160)	Wi-Fi PS1 Mode A	0	Left Cheek	47	6185	94.84%	0.025	12.25	11.74	0.003	0.004	0.002	0.002	0.039	0.046	
ANT 6	Head	802.11ax (HE160)	Wi-Fi PS1 Mode A	0	Left Tilt	47	6185	94.84%	0.014	12.25	11.74	0.005	0.006	0.000	0.000	0.003	0.004	
ANT 6	Head	802.11ax (HE160)	Wi-Fi PS1 Mode A	0	Right Cheek	47	6185	94.84%	0.010	12.25	11.74	0.000	0.000	0.000	0.000	0.000	0.000	
ANT 6	Head	802.11ax (HE160)	Wi-Fi PS1 Mode A	0	Right Tilt	47	6185	94.84%	0.004	12.25	11.74	0.000	0.000	0.000	0.000	0.036	0.043	
ANT 6	Body & Hotspot	802.11ax (HE160)	Wi-Fi PS1 Mode B	5	Back	15	6025	94.84%	0.397	12.00	11.20	0.458	0.581	0.120	0.152	2.670	3.385	
ANT 6	Body & Hotspot	802.11ax (HE160)	Wi-Fi PS1 Mode B	5	Back	47	6185	94.84%	0.626	12.25	11.74	0.793	0.940	0.162	0.192	3.840	4.554	
ANT 6	Body & Hotspot	802.11ax (HE160)	Wi-Fi PS1 Mode B	5	Front	47	6185	94.84%	0.020	12.25	11.74	0.000	0.000	0.000	0.000	0.000	0.000	
ANT 6	Hotspot	802.11ax (HE160)	Wi-Fi PS1 Mode B	5	Edge Top	47	6185	94.84%	0.010	12.25	11.74	0.014	0.017	0.005	0.006	0.111	0.132	
Antenna(s)	RF Exposure Condition(s)	Mode(s)	Power Mode(s)	Dist. (mm)	Test Position(s)	Channel	Freq. (MHz)	Duty Cycle (%)	Area Scan Max. SAR (W/kg)	Max Output Pwr (dBm)	Meas. (dBm)	1-g Meas. (W/kg)	1-g Scaled (W/kg)	10-g Meas. (W/kg)	10-g Scaled (W/kg)	APD Meas. (W/m2)	APD Scaled (W/m2)	Plot No.
ANT 5	Body & Hotspot	802.11ax (HE160)	Wi-Fi PS3 Mode B	5	Back	15	6025	94.84%	0.266	10.50	8.50	0.303	0.506	0.071	0.119	1.660	2.774	
ANT 5	Hotspot	802.11ax (HE160)	Wi-Fi PS3 Mode B	5	Edge Right	15	6025	94.84%	0.048	10.50	8.50	0.048	0.080	0.016	0.027	0.374	0.625	
Antenna(s)	RF Exposure Condition(s)	Mode(s)	Power Mode(s)	Dist. (mm)	Test Position(s)	Channel	Freq. (MHz)	Duty Cycle (%)	Area Scan Max. SAR (W/kg)	Max Output Pwr (dBm)	Meas. (dBm)	1-g Meas. (W/kg)	1-g Scaled (W/kg)	10-g Meas. (W/kg)	10-g Scaled (W/kg)	APD Meas. (W/m2)	APD Scaled (W/m2)	Plot No.
ANT 6	Body & Hotspot	802.11ax (HE160)	Wi-Fi PS3 Mode B	5	Back	47	6185	94.84%	0.263	10.00	8.20	0.299	0.477	0.062	0.099	1.460	2.330	
ANT 6	Hotspot	802.11ax (HE160)	Wi-Fi PS3 Mode B	5	Edge Top	47	6185	94.84%	0.011	10.00	8.20	0.007	0.011	0.003	0.005	0.069	0.110	
Antenna(s)	RF Exposure Condition(s)	Mode(s)	Power Mode(s)	Dist. (mm)	Test Position(s)	Channel	Freq. (MHz)	Duty Cycle (%)	Area Scan Max. SAR (W/kg)	Max Output Pwr (dBm)	Meas. (dBm)	1-g Meas. (W/kg)	1-g Scaled (W/kg)	10-g Meas. (W/kg)	10-g Scaled (W/kg)	APD Meas. (W/m2)	APD Scaled (W/m2)	Plot No.
ANT 5	Body & Hotspot	802.11ax (HE160)	Wi-Fi PS4 Mode B	5	Back	15	6025	94.84%	0.266	9.75	8.50	0.303	0.426	0.071	0.100	1.660	2.334	
ANT 5	Hotspot	802.11ax (HE160)	Wi-Fi PS4 Mode B	5	Edge Right	15	6025	94.84%	0.048	9.75	8.50	0.048	0.067	0.016	0.022	0.374	0.526	
Antenna(s)	RF Exposure Condition(s)	Mode(s)	Power Mode(s)	Dist. (mm)	Test Position(s)	Channel	Freq. (MHz)	Duty Cycle (%)	Area Scan Max. SAR (W/kg)	Max Output Pwr (dBm)	Meas. (dBm)	1-g Meas. (W/kg)	1-g Scaled (W/kg)	10-g Meas. (W/kg)	10-g Scaled (W/kg)	APD Meas. (W/m2)	APD Scaled (W/m2)	Plot No.
ANT 6	Body & Hotspot	802.11ax (HE160)	Wi-Fi PS4 Mode B	5	Back	47	6185	94.84%	0.263	9.25	8.20	0.299	0.402	0.062	0.083	1.460	1.961	
ANT 6	Hotspot	802.11ax (HE160)	Wi-Fi PS4 Mode B	5	Edge Top	47	6185	94.84%	0.011	9.25	8.20	0.007	0.009	0.003	0.004	0.069	0.093	
Antenna(s)	RF Exposure Condition(s)	Mode(s)	Power Mode(s)	Dist. (mm)	Test Position(s)	Channel	Freq. (MHz)	Duty Cycle (%)	Area Scan Max. SAR (W/kg)	Max Output Pwr (dBm)	Meas. (dBm)	1-g Meas. (W/kg)	1-g Scaled (W/kg)	10-g Meas. (W/kg)	10-g Scaled (W/kg)	APD Meas. (W/m2)	APD Scaled (W/m2)	Plot No.
ANT 5	Body & Hotspot	802.11ax (HE160)	Wi-Fi PS5 Mode B	5	Back	15	6025	94.84%	0.266	8.75	8.50	0.303	0.338	0.071	0.079	1.660	1.854	
ANT 5	Hotspot	802.11ax (HE160)	Wi-Fi PS5 Mode B	5	Edge Right	15	6025	94.84%	0.048	8.75	8.50	0.048	0.054	0.016	0.018	0.374	0.418	
Antenna(s)	RF Exposure Condition(s)	Mode(s)	Power Mode(s)	Dist. (mm)	Test Position(s)	Channel	Freq. (MHz)	Duty Cycle (%)	Area Scan Max. SAR (W/kg)	Max Output Pwr (dBm)	Meas. (dBm)	1-g Meas. (W/kg)	1-g Scaled (W/kg)	10-g Meas. (W/kg)	10-g Scaled (W/kg)	APD Meas. (W/m2)	APD Scaled (W/m2)	Plot No.
ANT 6	Body & Hotspot	802.11ax (HE160)	Wi-Fi PS5 Mode B	5	Back	47	6185	94.84%	0.263	8.25	8.20	0.299	0.319	0.062	0.066	1.460	1.557	
ANT 6	Hotspot	802.11ax (HE160)	Wi-Fi PS5 Mode B	5	Edge Top	47	6185	94.84%	0.011	8.25	8.20	0.007	0.007	0.003	0.003	0.069	0.074	
Antenna(s)	RF Exposure Condition(s)	Mode(s)	Power Mode(s)	Dist. (mm)	Test Position(s)	Channel	Freq. (MHz)	Duty Cycle (%)	Area Scan Max. SAR (W/kg)	Max Output Pwr (dBm)	Meas. (dBm)	1-g Meas. (W/kg)	1-g Scaled (W/kg)	10-g Meas. (W/kg)	10-g Scaled (W/kg)	APD Meas. (W/m2)	APD Scaled (W/m2)	Plot No.
ANT 5	Body & Hotspot	802.11ax (HE160)	Wi-Fi PS6 Mode B	5	Back	15	6025	94.84%	0.266	7.50	8.50	0.303	0.254	0.071	0.059	1.660	1.390	
ANT 5	Hotspot	802.11ax (HE160)	Wi-Fi PS6 Mode B	5	Edge Right	15	6025	94.84%	0.048	7.50	8.50	0.048	0.040	0.016	0.013	0.374	0.313	
Antenna(s)	RF Exposure Condition(s)	Mode(s)	Power Mode(s)	Dist. (mm)	Test Position(s)	Channel	Freq. (MHz)	Duty Cycle (%)	Area Scan Max. SAR (W/kg)	Max Output Pwr (dBm)	Meas. (dBm)	1-g Meas. (W/kg)	1-g Scaled (W/kg)	10-g Meas. (W/kg)	10-g Scaled (W/kg)	APD Meas. (W/m2)	APD Scaled (W/m2)	Plot No.
ANT 6	Body & Hotspot	802.11ax (HE160)	Wi-Fi PS6 Mode B	5	Back	47	6185	94.84%	0.263	7.00	8.20	0.299	0.239	0.062	0.050	1.460	1.168	
ANT 6	Hotspot	802.11ax (HE160)	Wi-Fi PS6 Mode B	5	Edge Top	47	6185	94.84%	0.011	7.00	8.20	0.007	0.006	0.003	0.002	0.069	0.055	

Note(s):

Power State 2 maximum output power is the same as Power State 1.

UNII-6

Antenna(s)	RF Exposure Condition(s)	Mode(s)	Power Mode(s)	Dist. (mm)	Test Position(s)	Channel	Freq. (MHz)	Duty Cycle (%)	Area Scan Max. SAR (W/kg)	Max Output Pwr (dBm)	Meas. (dBm)	1-g Meas. (W/kg)	1-g Scaled (W/kg)	10-g Meas. (W/kg)	10-g Scaled (W/kg)	APD Meas. (W/m2)	APD Scaled (W/m2)	Plot No.
ANT 5	Head	802.11ax (HE160)	Wi-Fi PS1 Mode A	0	Left Cheek	111	6505	94.84%	0.024	12.50	11.50	0.022	**0.029**	0.004	0.005	0.089	0.118	124
ANT 5	Head	802.11ax (HE160)	Wi-Fi PS1 Mode A	0	Left Tilt	111	6505	94.84%	0.007	12.50	11.50	0.000	0.000	0.000	0.000	0.000	0.000	
ANT 5	Head	802.11ax (HE160)	Wi-Fi PS1 Mode A	0	Right Cheek	111	6505	94.84%	0.006	12.50	11.50	0.000	0.000	0.000	0.000	0.000	0.000	
ANT 5	Head	802.11ax (HE160)	Wi-Fi PS1 Mode A	0	Right Tilt	111	6505	94.84%	0.003	12.50	11.50	0.000	0.000	0.000	0.000	0.000	0.000	
ANT 5	Body & Hotspot	802.11ax (HE160)	Wi-Fi PS1 Mode B	5	Back	111	6505	94.84%	0.365	12.50	11.50	0.466	0.619	0.110	0.146	2.590	3.438	
ANT 5	Body & Hotspot	802.11ax (HE160)	Wi-Fi PS1 Mode B	5	Front	111	6505	94.84%	0.008	12.50	11.50	0.000	0.000	0.000	0.000	0.000	0.000	
ANT 5	Hotspot	802.11ax (HE160)	Wi-Fi PS1 Mode B	5	Edge Right	111	6505	94.84%	0.091	12.50	11.50	0.095	**0.126**	0.028	0.037	0.647	0.859	125
Antenna(s)	RF Exposure Condition(s)	Mode(s)	Power Mode(s)	Dist. (mm)	Test Position(s)	Channel	Freq. (MHz)	Duty Cycle (%)	Area Scan Max. SAR (W/kg)	Max Output Pwr (dBm)	Meas. (dBm)	1-g Meas. (W/kg)	1-g Scaled (W/kg)	10-g Meas. (W/kg)	10-g Scaled (W/kg)	APD Meas. (W/m2)	APD Scaled (W/m2)	Plot No.
ANT 6	Head	802.11ax (HE160)	Wi-Fi PS1 Mode A	0	Left Cheek	111	6505	94.84%	0.005	10.25	9.00	0.000	0.000	0.000	0.000	0.000	0.000	
ANT 6	Head	802.11ax (HE160)	Wi-Fi PS1 Mode A	0	Left Tilt	111	6505	94.84%	0.008	10.25	9.00	0.000	0.000	0.000	0.000	0.000	0.000	
ANT 6	Head	802.11ax (HE160)	Wi-Fi PS1 Mode A	0	Right Cheek	111	6505	94.84%	0.017	10.25	9.00	0.000	0.000	0.000	0.000	0.000	0.000	
ANT 6	Head	802.11ax (HE160)	Wi-Fi PS1 Mode A	0	Right Tilt	111	6505	94.84%	0.007	10.25	9.00	0.000	0.000	0.000	0.000	0.000	0.000	
ANT 6	Body & Hotspot	802.11ax (HE160)	Wi-Fi PS1 Mode B	5	Back	111	6505	94.84%	0.440	10.25	9.00	0.527	**0.741**	0.107	0.150	2.490	3.501	126
ANT 6	Body & Hotspot	802.11ax (HE160)	Wi-Fi PS1 Mode B	5	Front	111	6505	94.84%	0.010	10.25	9.00	0.000	0.000	0.000	0.000	0.000	0.000	
ANT 6	Hotspot	802.11ax (HE160)	Wi-Fi PS1 Mode B	5	Edge Top	111	6505	94.84%	0.003	10.25	9.00	0.000	0.000	0.000	0.000	0.000	0.000	
Antenna(s)	RF Exposure Condition(s)	Mode(s)	Power Mode(s)	Dist. (mm)	Test Position(s)	Channel	Freq. (MHz)	Duty Cycle (%)	Area Scan Max. SAR (W/kg)	Max Output Pwr (dBm)	Meas. (dBm)	1-g Meas. (W/kg)	1-g Scaled (W/kg)	10-g Meas. (W/kg)	10-g Scaled (W/kg)	APD Meas. (W/m2)	APD Scaled (W/m2)	Plot No.
ANT 5	Body & Hotspot	802.11ax (HE160)	Wi-Fi PS3 Mode B	5	Back	111	6505	94.84%	0.192	10.25	8.25	0.209	0.349	0.048	0.080	1.130	1.888	
ANT 5	Hotspot	802.11ax (HE160)	Wi-Fi PS3 Mode B	5	Edge Right	111	6505	94.84%	0.037	10.25	8.25	0.041	0.069	0.012	0.020	0.274	0.458	
Antenna(s)	RF Exposure Condition(s)	Mode(s)	Power Mode(s)	Dist. (mm)	Test Position(s)	Channel	Freq. (MHz)	Duty Cycle (%)	Area Scan Max. SAR (W/kg)	Max Output Pwr (dBm)	Meas. (dBm)	1-g Meas. (W/kg)	1-g Scaled (W/kg)	10-g Meas. (W/kg)	10-g Scaled (W/kg)	APD Meas. (W/m2)	APD Scaled (W/m2)	Plot No.
ANT 6	Body & Hotspot	802.11ax (HE160)	Wi-Fi PS3 Mode B	5	Back	111	6505	94.84%	0.227	8.00	6.10	0.256	0.418	0.049	0.080	1.170	1.911	
ANT 6	Hotspot	802.11ax (HE160)	Wi-Fi PS3 Mode B	5	Edge Top	111	6505	94.84%	0.005	8.00	6.10	0.000	0.000	0.000	0.000	0.000	0.000	
Antenna(s)	RF Exposure Condition(s)	Mode(s)	Power Mode(s)	Dist. (mm)	Test Position(s)	Channel	Freq. (MHz)	Duty Cycle (%)	Area Scan Max. SAR (W/kg)	Max Output Pwr (dBm)	Meas. (dBm)	1-g Meas. (W/kg)	1-g Scaled (W/kg)	10-g Meas. (W/kg)	10-g Scaled (W/kg)	APD Meas. (W/m2)	APD Scaled (W/m2)	Plot No.
ANT 5	Body & Hotspot	802.11ax (HE160)	Wi-Fi PS4 Mode B	5	Back	111	6505	94.84%	0.192	9.50	8.25	0.209	0.294	0.048	0.067	1.130	1.589	
ANT 5	Hotspot	802.11ax (HE160)	Wi-Fi PS4 Mode B	5	Edge Right	111	6505	94.84%	0.037	9.50	8.25	0.041	0.058	0.012	0.017	0.274	0.385	
Antenna(s)	RF Exposure Condition(s)	Mode(s)	Power Mode(s)	Dist. (mm)	Test Position(s)	Channel	Freq. (MHz)	Duty Cycle (%)	Area Scan Max. SAR (W/kg)	Max Output Pwr (dBm)	Meas. (dBm)	1-g Meas. (W/kg)	1-g Scaled (W/kg)	10-g Meas. (W/kg)	10-g Scaled (W/kg)	APD Meas. (W/m2)	APD Scaled (W/m2)	Plot No.
ANT 6	Body & Hotspot	802.11ax (HE160)	Wi-Fi PS4 Mode B	5	Back	111	6505	94.84%	0.227	7.25	6.10	0.256	0.352	0.049	0.067	1.170	1.608	
ANT 6	Hotspot	802.11ax (HE160)	Wi-Fi PS4 Mode B	5	Edge Top	111	6505	94.84%	0.005	7.25	6.10	0.000	0.000	0.000	0.000	0.000	0.000	
Antenna(s)	RF Exposure Condition(s)	Mode(s)	Power Mode(s)	Dist. (mm)	Test Position(s)	Channel	Freq. (MHz)	Duty Cycle (%)	Area Scan Max. SAR (W/kg)	Max Output Pwr (dBm)	Meas. (dBm)	1-g Meas. (W/kg)	1-g Scaled (W/kg)	10-g Meas. (W/kg)	10-g Scaled (W/kg)	APD Meas. (W/m2)	APD Scaled (W/m2)	Plot No.
ANT 5	Body & Hotspot	802.11ax (HE160)	Wi-Fi PS5 Mode B	5	Back	111	6505	94.84%	0.192	8.50	8.25	0.209	0.233	0.048	0.054	1.130	1.262	
ANT 5	Hotspot	802.11ax (HE160)	Wi-Fi PS5 Mode B	5	Edge Right	111	6505	94.84%	0.037	8.50	8.25	0.041	0.046	0.012	0.013	0.274	0.306	
Antenna(s)	RF Exposure Condition(s)	Mode(s)	Power Mode(s)	Dist. (mm)	Test Position(s)	Channel	Freq. (MHz)	Duty Cycle (%)	Area Scan Max. SAR (W/kg)	Max Output Pwr (dBm)	Meas. (dBm)	1-g Meas. (W/kg)	1-g Scaled (W/kg)	10-g Meas. (W/kg)	10-g Scaled (W/kg)	APD Meas. (W/m2)	APD Scaled (W/m2)	Plot No.
ANT 6	Body & Hotspot	802.11ax (HE160)	Wi-Fi PS5 Mode B	5	Back	111	6505	94.84%	0.227	6.25	6.10	0.256	0.279	0.049	0.053	1.170	1.277	
ANT 6	Hotspot	802.11ax (HE160)	Wi-Fi PS5 Mode B	5	Edge Top	111	6505	94.84%	0.005	6.25	6.10	0.000	0.000	0.000	0.000	0.000	0.000	
Antenna(s)	RF Exposure Condition(s)	Mode(s)	Power Mode(s)	Dist. (mm)	Test Position(s)	Channel	Freq. (MHz)	Duty Cycle (%)	Area Scan Max. SAR (W/kg)	Max Output Pwr (dBm)	Meas. (dBm)	1-g Meas. (W/kg)	1-g Scaled (W/kg)	10-g Meas. (W/kg)	10-g Scaled (W/kg)	APD Meas. (W/m2)	APD Scaled (W/m2)	Plot No.
ANT 5	Body & Hotspot	802.11ax (HE160)	Wi-Fi PS6 Mode B	5	Back	111	6505	94.84%	0.192	7.25	8.25	0.209	0.175	0.048	0.040	1.130	0.946	
ANT 5	Hotspot	802.11ax (HE160)	Wi-Fi PS6 Mode B	5	Edge Right	111	6505	94.84%	0.037	7.25	8.25	0.041	0.034	0.012	0.010	0.274	0.229	
Antenna(s)	RF Exposure Condition(s)	Mode(s)	Power Mode(s)	Dist. (mm)	Test Position(s)	Channel	Freq. (MHz)	Duty Cycle (%)	Area Scan Max. SAR (W/kg)	Max Output Pwr (dBm)	Meas. (dBm)	1-g Meas. (W/kg)	1-g Scaled (W/kg)	10-g Meas. (W/kg)	10-g Scaled (W/kg)	APD Meas. (W/m2)	APD Scaled (W/m2)	Plot No.
ANT 6	Body & Hotspot	802.11ax (HE160)	Wi-Fi PS6 Mode B	5	Back	111	6505	94.84%	0.227	5.00	6.10	0.256	0.210	0.049	0.040	1.170	0.958	
ANT 6	Hotspot	802.11ax (HE160)	Wi-Fi PS6 Mode B	5	Edge Top	111	6505	94.84%	0.005	5.00	6.10	0.000	0.000	0.000	0.000	0.000	0.000	

Note(s):

Power State 2 maximum output power is the same as Power State 1.

This report shall not be reproduced without the written approval of UL Verification Services Inc.

UNII-7

Antenna(s)	RF Exposure Condition(s)	Mode(s)	Power Mode(s)	Dist. (mm)	Test Position(s)	Channel	Freq. (MHz)	Duty Cycle (%)	Area Scan Max. SAR (W/kg)	Max Output Pwr (dBm)	Meas. (dBm)	1-g Meas. (W/kg)	1-g Scaled (W/kg)	10-g Meas. (W/kg)	10-g Scaled (W/kg)	APD Meas. (W/m2)	APD Scaled (W/m2)	Plot No.
ANT 5	Head	802.11ax(HE160)	Wi-Fi PS1 Mode A	0	Left Cheek	143	6665	94.84%	0.003	13.25	12.40	0.000	0.000	0.000	0.000	0.000	0.000	
ANT 5	Head	802.11ax(HE160)	Wi-Fi PS1 Mode A	0	Left Tilt	143	6665	94.84%	0.017	13.25	12.40	0.010	**0.013**	0.005	0.006	0.113	0.145	127
ANT 5	Head	802.11ax(HE160)	Wi-Fi PS1 Mode A	0	Right Cheek	143	6665	94.84%	0.017	13.25	12.40	0.000	0.000	0.000	0.000	0.000	0.000	
ANT 5	Head	802.11ax(HE160)	Wi-Fi PS1 Mode A	0	Right Tilt	143	6665	94.84%	0.008	13.25	12.40	0.000	0.000	0.000	0.000	0.000	0.000	
ANT 5	Body & Hotspot	802.11ax(HE160)	Wi-Fi PS1 Mode B	5	Back	143	6665	94.84%	0.487	13.25	12.40	0.628	0.805	0.146	0.187	3.430	4.398	
ANT 5	Body & Hotspot	802.11ax(HE160)	Wi-Fi PS1 Mode B	5	Back	175	6825	94.84%	0.342	12.75	11.80	0.493	0.647	0.121	0.159	2.830	3.714	
ANT 5	Body & Hotspot	802.11ax(HE160)	Wi-Fi PS1 Mode B	5	Front	143	6665	94.84%	0.030	13.25	12.40	0.000	0.000	0.000	0.000	0.000	0.000	
ANT 5	Hotspot	802.11ax(HE160)	Wi-Fi PS1 Mode B	5	Edge Right	143	6665	94.84%	0.119	13.25	11.80	0.157	**0.231**	0.045	0.066	1.040	1.531	128
Antenna(s)	RF Exposure Condition(s)	Mode(s)	Power Mode(s)	Dist. (mm)	Test Position(s)	Channel	Freq. (MHz)	Duty Cycle (%)	Area Scan Max. SAR (W/kg)	Max Output Pwr (dBm)	Meas. (dBm)	1-g Meas. (W/kg)	1-g Scaled (W/kg)	10-g Meas. (W/kg)	10-g Scaled (W/kg)	APD Meas. (W/m2)	APD Scaled (W/m2)	Plot No.
ANT 6	Head	802.11ax(HE160)	Wi-Fi PS1 Mode A	0	Left Cheek	143	6665	94.84%	0.008	12.25	11.40	0.000	0.000	0.000	0.000	0.000	0.000	
ANT 6	Head	802.11ax(HE160)	Wi-Fi PS1 Mode A	0	Left Tilt	143	6665	94.84%	0.004	12.25	11.40	0.000	0.000	0.000	0.000	0.000	0.000	
ANT 6	Head	802.11ax(HE160)	Wi-Fi PS1 Mode A	0	Right Cheek	143	6665	94.84%	0.033	12.25	11.40	0.000	0.000	0.000	0.000	0.000	0.000	
ANT 6	Head	802.11ax(HE160)	Wi-Fi PS1 Mode A	0	Right Tilt	143	6665	94.84%	0.034	12.25	11.40	0.000	0.000	0.000	0.000	0.000	0.000	
ANT 6	Body & Hotspot	802.11ax(HE160)	Wi-Fi PS1 Mode B	5	Back	143	6665	94.84%	0.540	12.25	11.40	0.739	**0.948**	0.145	0.186	3.410	4.373	129
ANT 6	Body & Hotspot	802.11ax(HE160)	Wi-Fi PS1 Mode B	5	Back	175	6825	94.84%	0.206	10.75	9.50	0.322	0.453	0.067	0.094	1.560	2.193	
ANT 6	Body & Hotspot	802.11ax(HE160)	Wi-Fi PS1 Mode B	5	Front	143	6665	94.84%	0.013	12.25	11.40	0.000	0.000	0.000	0.000	0.000	0.000	
ANT 6	Hotspot	802.11ax(HE160)	Wi-Fi PS1 Mode B	5	Edge Top	143	6665	94.84%	0.018	12.25	11.40	0.005	0.006	0.003	0.004	0.062	0.080	
Antenna(s)	RF Exposure Condition(s)	Mode(s)	Power Mode(s)	Dist. (mm)	Test Position(s)	Channel	Freq. (MHz)	Duty Cycle (%)	Area Scan Max. SAR (W/kg)	Max Output Pwr (dBm)	Meas. (dBm)	1-g Meas. (W/kg)	1-g Scaled (W/kg)	10-g Meas. (W/kg)	10-g Scaled (W/kg)	APD Meas. (W/m2)	APD Scaled (W/m2)	Plot No.
ANT 5	Body & Hotspot	802.11ax(HE160)	Wi-Fi PS3 Mode B	5	Back	143	6665	94.84%	0.180	11.00	9.00	0.235	0.393	0.057	0.095	1.330	2.223	
ANT 5	Hotspot	802.11ax(HE160)	Wi-Fi PS3 Mode B	5	Edge Right	143	6665	94.84%	0.028	11.00	9.00	0.000	0.000	0.000	0.000	0.000	0.000	
Antenna(s)	RF Exposure Condition(s)	Mode(s)	Power Mode(s)	Dist. (mm)	Test Position(s)	Channel	Freq. (MHz)	Duty Cycle (%)	Area Scan Max. SAR (W/kg)	Max Output Pwr (dBm)	Meas. (dBm)	1-g Meas. (W/kg)	1-g Scaled (W/kg)	10-g Meas. (W/kg)	10-g Scaled (W/kg)	APD Meas. (W/m2)	APD Scaled (W/m2)	Plot No.
ANT 6	Body & Hotspot	802.11ax(HE160)	Wi-Fi PS3 Mode B	5	Back	143	6665	94.84%	0.159	10.00	8.20	0.285	0.455	0.053	0.085	1.260	2.011	
ANT 6	Hotspot	802.11ax(HE160)	Wi-Fi PS3 Mode B	5	Edge Top	143	6665	94.84%	0.011	10.00	8.20	0.000	0.000	0.000	0.000	0.000	0.000	
Antenna(s)	RF Exposure Condition(s)	Mode(s)	Power Mode(s)	Dist. (mm)	Test Position(s)	Channel	Freq. (MHz)	Duty Cycle (%)	Area Scan Max. SAR (W/kg)	Max Output Pwr (dBm)	Meas. (dBm)	1-g Meas. (W/kg)	1-g Scaled (W/kg)	10-g Meas. (W/kg)	10-g Scaled (W/kg)	APD Meas. (W/m2)	APD Scaled (W/m2)	Plot No.
ANT 5	Body & Hotspot	802.11ax(HE160)	Wi-Fi PS4 Mode B	5	Back	143	6665	94.84%	0.180	10.25	9.00	0.235	0.330	0.057	0.080	1.330	1.870	
ANT 5	Hotspot	802.11ax(HE160)	Wi-Fi PS4 Mode B	5	Edge Right	143	6665	94.84%	0.028	10.25	9.00	0.000	0.000	0.000	0.000	0.000	0.000	
Antenna(s)	RF Exposure Condition(s)	Mode(s)	Power Mode(s)	Dist. (mm)	Test Position(s)	Channel	Freq. (MHz)	Duty Cycle (%)	Area Scan Max. SAR (W/kg)	Max Output Pwr (dBm)	Meas. (dBm)	1-g Meas. (W/kg)	1-g Scaled (W/kg)	10-g Meas. (W/kg)	10-g Scaled (W/kg)	APD Meas. (W/m2)	APD Scaled (W/m2)	Plot No.
ANT 6	Body & Hotspot	802.11ax(HE160)	Wi-Fi PS4 Mode B	5	Back	143	6665	94.84%	0.159	9.25	8.20	0.285	0.383	0.053	0.071	1.260	1.692	
ANT 6	Hotspot	802.11ax(HE160)	Wi-Fi PS4 Mode B	5	Edge Top	143	6665	94.84%	0.011	9.25	8.20	0.000	0.000	0.000	0.000	0.000	0.000	
Antenna(s)	RF Exposure Condition(s)	Mode(s)	Power Mode(s)	Dist. (mm)	Test Position(s)	Channel	Freq. (MHz)	Duty Cycle (%)	Area Scan Max. SAR (W/kg)	Max Output Pwr (dBm)	Meas. (dBm)	1-g Meas. (W/kg)	1-g Scaled (W/kg)	10-g Meas. (W/kg)	10-g Scaled (W/kg)	APD Meas. (W/m2)	APD Scaled (W/m2)	Plot No.
ANT 5	Body & Hotspot	802.11ax(HE160)	Wi-Fi PS5 Mode B	5	Back	143	6665	94.84%	0.180	9.25	9.00	0.235	0.262	0.057	0.064	1.330	1.485	
ANT 5	Hotspot	802.11ax(HE160)	Wi-Fi PS5 Mode B	5	Edge Right	143	6665	94.84%	0.028	9.25	9.00	0.000	0.000	0.000	0.000	0.000	0.000	
Antenna(s)	RF Exposure Condition(s)	Mode(s)	Power Mode(s)	Dist. (mm)	Test Position(s)	Channel	Freq. (MHz)	Duty Cycle (%)	Area Scan Max. SAR (W/kg)	Max Output Pwr (dBm)	Meas. (dBm)	1-g Meas. (W/kg)	1-g Scaled (W/kg)	10-g Meas. (W/kg)	10-g Scaled (W/kg)	APD Meas. (W/m2)	APD Scaled (W/m2)	Plot No.
ANT 6	Body & Hotspot	802.11ax(HE160)	Wi-Fi PS5 Mode B	5	Back	143	6665	94.84%	0.159	8.25	8.20	0.285	0.304	0.053	0.057	1.260	1.344	
ANT 6	Hotspot	802.11ax(HE160)	Wi-Fi PS5 Mode B	5	Edge Top	143	6665	94.84%	0.011	8.25	8.20	0.000	0.000	0.000	0.000	0.000	0.000	
Antenna(s)	RF Exposure Condition(s)	Mode(s)	Power Mode(s)	Dist. (mm)	Test Position(s)	Channel	Freq. (MHz)	Duty Cycle (%)	Area Scan Max. SAR (W/kg)	Max Output Pwr (dBm)	Meas. (dBm)	1-g Meas. (W/kg)	1-g Scaled (W/kg)	10-g Meas. (W/kg)	10-g Scaled (W/kg)	APD Meas. (W/m2)	APD Scaled (W/m2)	Plot No.
ANT 5	Body & Hotspot	802.11ax(HE160)	Wi-Fi PS6 Mode B	5	Back	143	6665	94.84%	0.180	8.00	9.00	0.235	0.197	0.057	0.048	1.330	1.114	
ANT 5	Hotspot	802.11ax(HE160)	Wi-Fi PS6 Mode B	5	Edge Right	143	6665	94.84%	0.028	8.00	9.00	0.000	0.000	0.000	0.000	0.000	0.000	
Antenna(s)	RF Exposure Condition(s)	Mode(s)	Power Mode(s)	Dist. (mm)	Test Position(s)	Channel	Freq. (MHz)	Duty Cycle (%)	Area Scan Max. SAR (W/kg)	Max Output Pwr (dBm)	Meas. (dBm)	1-g Meas. (W/kg)	1-g Scaled (W/kg)	10-g Meas. (W/kg)	10-g Scaled (W/kg)	APD Meas. (W/m2)	APD Scaled (W/m2)	Plot No.
ANT 6	Body & Hotspot	802.11ax(HE160)	Wi-Fi PS6 Mode B	5	Back	143	6665	94.84%	0.159	7.00	8.20	0.285	0.228	0.053	0.042	1.260	1.008	
ANT 6	Hotspot	802.11ax(HE160)	Wi-Fi PS6 Mode B	5	Edge Top	143	6665	94.84%	0.011	7.00	8.20	0.000	0.000	0.000	0.000	0.000	0.000	

Note(s):

Power State 2 maximum output power is the same as Power State 1.

UNII-8

Antenna(s)	RF Exposure Condition(s)	Mode(s)	Power Mode(s)	Dist. (mm)	Test Position(s)	Channel	Freq. (MHz)	Duty Cycle (%)	Area Scan Max. SAR (W/kg)	Max Output Pwr (dBm)	Meas. (dBm)	1-g Meas. (W/kg)	1-g Scaled (W/kg)	10-g Meas. (W/kg)	10-g Scaled (W/kg)	APD Meas. (W/m2)	APD Scaled (W/m2)	Plot No.
ANT 5	Head	802.11ax(HE160)	Wi-Fi PS1 Mode A	0	Left Cheek	207	6985	97.44%	0.014	12.50	11.30	0.008	**0.011**	0.004	0.005	0.081	0.110	130
ANT 5	Head	802.11ax(HE160)	Wi-Fi PS1 Mode A	0	Left Tilt	207	6985	97.44%	0.005	12.50	11.30	0.000	0.000	0.000	0.000	0.000	0.000	
ANT 5	Head	802.11ax(HE160)	Wi-Fi PS1 Mode A	0	Right Cheek	207	6985	97.44%	0.010	12.50	11.30	0.000	0.000	0.000	0.000	0.000	0.000	
ANT 5	Head	802.11ax(HE160)	Wi-Fi PS1 Mode A	0	Right Tilt	207	6985	97.44%	0.003	12.50	11.30	0.000	0.000	0.000	0.000	0.000	0.000	
ANT 5	Body & Hotspot	802.11ax(HE160)	Wi-Fi PS1 Mode B	5	Back	207	6985	97.44%	0.321	12.50	11.30	0.377	0.510	0.086	0.116	2.030	2.746	
ANT 5	Body & Hotspot	802.11ax(HE160)	Wi-Fi PS1 Mode B	5	Front	207	6985	97.44%	0.007	12.50	11.30	0.000	0.000	0.000	0.000	0.000	0.000	
ANT 5	Hotspot	802.11ax(HE160)	Wi-Fi PS1 Mode B	5	Edge Right	207	6985	97.44%	0.236	12.50	11.30	0.276	**0.373**	0.071	0.096	1.650	2.232	131
Antenna(s)	RF Exposure Condition(s)	Mode(s)	Power Mode(s)	Dist. (mm)	Test Position(s)	Channel	Freq. (MHz)	Duty Cycle (%)	Area Scan Max. SAR (W/kg)	Max Output Pwr (dBm)	Meas. (dBm)	1-g Meas. (W/kg)	1-g Scaled (W/kg)	10-g Meas. (W/kg)	10-g Scaled (W/kg)	APD Meas. (W/m2)	APD Scaled (W/m2)	Plot No.
ANT 6	Head	802.11ax(HE160)	Wi-Fi PS1 Mode A	0	Left Cheek	207	6985	94.84%	0.013	11.50	10.30	0.000	0.000	0.000	0.000	0.000	0.000	
ANT 6	Head	802.11ax(HE160)	Wi-Fi PS1 Mode A	0	Left Tilt	207	6985	94.84%	0.011	11.50	10.30	0.000	0.000	0.000	0.000	0.000	0.000	
ANT 6	Head	802.11ax(HE160)	Wi-Fi PS1 Mode A	0	Right Cheek	207	6985	94.84%	0.013	11.50	10.30	0.000	0.000	0.000	0.000	0.000	0.000	
ANT 6	Head	802.11ax(HE160)	Wi-Fi PS1 Mode A	0	Right Tilt	207	6985	94.84%	0.004	11.50	10.30	0.000	0.000	0.000	0.000	0.000	0.000	
ANT 6	Body & Hotspot	802.11ax(HE160)	Wi-Fi PS1 Mode B	5	Back	207	6985	94.84%	0.459	11.50	10.30	0.651	**0.905**	0.158	0.220	3.670	5.101	132
ANT 6	Body & Hotspot	802.11ax(HE160)	Wi-Fi PS1 Mode B	5	Front	207	6985	94.84%	0.008	11.50	10.30	0.000	0.000	0.000	0.000	0.000	0.000	
ANT 6	Hotspot	802.11ax(HE160)	Wi-Fi PS1 Mode B	5	Edge Top	207	6985	94.84%	0.018	11.50	10.30	0.000	0.000	0.000	0.000	0.000	0.000	
Antenna(s)	RF Exposure Condition(s)	Mode(s)	Power Mode(s)	Dist. (mm)	Test Position(s)	Channel	Freq. (MHz)	Duty Cycle (%)	Area Scan Max. SAR (W/kg)	Max Output Pwr (dBm)	Meas. (dBm)	1-g Meas. (W/kg)	1-g Scaled (W/kg)	10-g Meas. (W/kg)	10-g Scaled (W/kg)	APD Meas. (W/m2)	APD Scaled (W/m2)	Plot No.
ANT 5	Body & Hotspot	802.11ax(HE40)	Wi-Fi PS3 Mode B	5	Back	187	6885	94.84%	0.233	10.50	8.75	0.286	0.451	0.071	0.112	1.640	2.587	
ANT 5	Hotspot	802.11ax(HE40)	Wi-Fi PS3 Mode B	5	Edge Right	187	6885	94.84%	0.091	10.50	8.75	0.090	0.142	0.030	0.047	0.670	1.057	
Antenna(s)	RF Exposure Condition(s)	Mode(s)	Power Mode(s)	Dist. (mm)	Test Position(s)	Channel	Freq. (MHz)	Duty Cycle (%)	Area Scan Max. SAR (W/kg)	Max Output Pwr (dBm)	Meas. (dBm)	1-g Meas. (W/kg)	1-g Scaled (W/kg)	10-g Meas. (W/kg)	10-g Scaled (W/kg)	APD Meas. (W/m2)	APD Scaled (W/m2)	Plot No.
ANT 6	Body & Hotspot	802.11ax(HE160)	Wi-Fi PS3 Mode B	5	Back	207	6985	94.84%	0.196	9.25	7.25	0.209	0.349	0.049	0.082	1.150	1.922	
ANT 6	Hotspot	802.11ax(HE160)	Wi-Fi PS3 Mode B	5	Edge Top	207	6985	94.84%	0.003	9.25	7.25	0.000	0.000	0.000	0.000	0.000	0.000	
Antenna(s)	RF Exposure Condition(s)	Mode(s)	Power Mode(s)	Dist. (mm)	Test Position(s)	Channel	Freq. (MHz)	Duty Cycle (%)	Area Scan Max. SAR (W/kg)	Max Output Pwr (dBm)	Meas. (dBm)	1-g Meas. (W/kg)	1-g Scaled (W/kg)	10-g Meas. (W/kg)	10-g Scaled (W/kg)	APD Meas. (W/m2)	APD Scaled (W/m2)	Plot No.
ANT 5	Body & Hotspot	802.11ax(HE40)	Wi-Fi PS4 Mode B	5	Back	187	6885	94.84%	0.233	9.75	8.75	0.286	0.380	0.071	0.094	1.640	2.177	
ANT 5	Hotspot	802.11ax(HE40)	Wi-Fi PS4 Mode B	5	Edge Right	187	6885	94.84%	0.091	9.75	8.75	0.090	0.119	0.030	0.040	0.670	0.889	
Antenna(s)	RF Exposure Condition(s)	Mode(s)	Power Mode(s)	Dist. (mm)	Test Position(s)	Channel	Freq. (MHz)	Duty Cycle (%)	Area Scan Max. SAR (W/kg)	Max Output Pwr (dBm)	Meas. (dBm)	1-g Meas. (W/kg)	1-g Scaled (W/kg)	10-g Meas. (W/kg)	10-g Scaled (W/kg)	APD Meas. (W/m2)	APD Scaled (W/m2)	Plot No.
ANT 6	Body & Hotspot	802.11ax(HE160)	Wi-Fi PS4 Mode B	5	Back	207	6985	94.84%	0.196	8.50	7.25	0.209	0.294	0.049	0.069	1.150	1.617	
ANT 6	Hotspot	802.11ax(HE160)	Wi-Fi PS4 Mode B	5	Edge Top	207	6985	94.84%	0.003	8.50	7.25	0.000	0.000	0.000	0.000	0.000	0.000	
Antenna(s)	RF Exposure Condition(s)	Mode(s)	Power Mode(s)	Dist. (mm)	Test Position(s)	Channel	Freq. (MHz)	Duty Cycle (%)	Area Scan Max. SAR (W/kg)	Max Output Pwr (dBm)	Meas. (dBm)	1-g Meas. (W/kg)	1-g Scaled (W/kg)	10-g Meas. (W/kg)	10-g Scaled (W/kg)	APD Meas. (W/m2)	APD Scaled (W/m2)	Plot No.
ANT 5	Body & Hotspot	802.11ax(HE40)	Wi-Fi PS5 Mode B	5	Back	187	6885	94.84%	0.233	8.75	8.75	0.286	0.302	0.071	0.075	1.640	1.729	
ANT 5	Hotspot	802.11ax(HE40)	Wi-Fi PS5 Mode B	5	Edge Right	187	6885	94.84%	0.091	8.75	8.75	0.090	0.095	0.030	0.032	0.670	0.706	
Antenna(s)	RF Exposure Condition(s)	Mode(s)	Power Mode(s)	Dist. (mm)	Test Position(s)	Channel	Freq. (MHz)	Duty Cycle (%)	Area Scan Max. SAR (W/kg)	Max Output Pwr (dBm)	Meas. (dBm)	1-g Meas. (W/kg)	1-g Scaled (W/kg)	10-g Meas. (W/kg)	10-g Scaled (W/kg)	APD Meas. (W/m2)	APD Scaled (W/m2)	Plot No.
ANT 6	Body & Hotspot	802.11ax(HE160)	Wi-Fi PS5 Mode B	5	Back	207	6985	94.84%	0.196	7.50	7.25	0.209	0.233	0.049	0.055	1.150	1.284	
ANT 6	Hotspot	802.11ax(HE160)	Wi-Fi PS5 Mode B	5	Edge Top	207	6985	94.84%	0.003	7.50	7.25	0.000	0.000	0.000	0.000	0.000	0.000	
Antenna(s)	RF Exposure Condition(s)	Mode(s)	Power Mode(s)	Dist. (mm)	Test Position(s)	Channel	Freq. (MHz)	Duty Cycle (%)	Area Scan Max. SAR (W/kg)	Max Output Pwr (dBm)	Meas. (dBm)	1-g Meas. (W/kg)	1-g Scaled (W/kg)	10-g Meas. (W/kg)	10-g Scaled (W/kg)	APD Meas. (W/m2)	APD Scaled (W/m2)	Plot No.
ANT 5	Body & Hotspot	802.11ax(HE40)	Wi-Fi PS6 Mode B	5	Back	187	6885	94.84%	0.233	7.50	8.75	0.286	0.226	0.071	0.056	1.640	1.297	
ANT 5	Hotspot	802.11ax(HE40)	Wi-Fi PS6 Mode B	5	Edge Right	187	6885	94.84%	0.091	7.50	8.75	0.090	0.071	0.030	0.024	0.670	0.530	
Antenna(s)	RF Exposure Condition(s)	Mode(s)	Power Mode(s)	Dist. (mm)	Test Position(s)	Channel	Freq. (MHz)	Duty Cycle (%)	Area Scan Max. SAR (W/kg)	Max Output Pwr (dBm)	Meas. (dBm)	1-g Meas. (W/kg)	1-g Scaled (W/kg)	10-g Meas. (W/kg)	10-g Scaled (W/kg)	APD Meas. (W/m2)	APD Scaled (W/m2)	Plot No.
ANT 6	Body & Hotspot	802.11ax(HE160)	Wi-Fi PS6 Mode B	5	Back	207	6985	94.84%	0.196	6.25	7.25	0.209	0.175	0.049	0.041	1.150	0.963	
ANT 6	Hotspot	802.11ax(HE160)	Wi-Fi PS6 Mode B	5	Edge Top	207	6985	94.84%	0.003	6.25	7.25	0.000	0.000	0.000	0.000	0.000	0.000	

Note(s):

Power State 2 maximum output power is the same as Power State 1.

This report shall not be reproduced without the written approval of UL Verification Services Inc.

10.40. Wi-Fi 6 GHz (U-NII 5-8 Bands) Power Density

Per TCB workshop October 2018, 4 cm^2 averaging area is considered.

psPD value (mW/cm^2) used the $psPD_{tot+}$ avg value (W/m^2) of test result plot.

Wi-Fi 6GHz Test Rationale:

- Following KDB 388624 D02 Pre-Approval Guidance List v18r05, Appendix OVER6G Step 4:
  - The process of steps 3.1 to 3.4 shall be repeated for at least five channels, at the channel center frequency, selected to cover uniformly the largest frequency ranges used in the device, between 5925 MHz and 7125 MHz, and consistent with KDB Publication 248227 test configuration provisions.
- Following KDB 248227 D01 802.11 Wi-Fi SAR v02r02, §4:
  - When the same maximum power is specified for multiple transmission modes in a frequency band, the largest channel bandwidth, lowest order modulation, lowest data rate and lowest order 802.11a/ax/be mode is used for SAR measurement, on the highest measured output power channel in the initial test configuration, for each frequency band.
- No channels that could transmit below 6GHz were selected for testing to use the PTP-PR Test Methodology.
- The initial test position for iPD was determined using the worst-case 1-g SAR, please refer to §10.39.

iPDn Investigation Results

RF Exposure Conditions	Transmitter	Power Mode	Test Position	U-NII Band	Ch No.	Freq. (MHz)	Mode	Duty Cycle (%)	Uncertainty Scaling Factor	Grid Step Size (λ)	Dist. (mm)	iPD_n	Meas. $psPD_{tot}$ (W/m^2)	Scaled $psPD_{tot}$ (W/m^2)	Grid Step Size (λ)	Dist. (mm)	iPD_n	Meas. $psPD_{tot}$ (W/m^2)	Scaled $psPD_{tot}$ (W/m^2)	Criterion 1: ≥ -1	Criterion 2: 10% of Limit
Body	ANT 6	Mode A	Back	UNII-5	15	6025.0	802.11ax HE160	95.00%	1.584	0.0502	2	8.35	2.62	4.151	0.2500	9.952	1.470	0.709	1.123	7.544	Continue to 2. Full Testing
Body	ANT 6	Mode A	Back	UNII-8	207	6985.0	802.11ax HE160	95.00%	1.564	0.0582	2	5.04	3.52	5.505	0.2500	8.584	4.870	1.730	2.706	0.149	Continue to 2. Full Testing

Note(s):

MU scaling applied due to total uncertainty (1.52 dB, 41.9%) exceeds the 30% budget. Scaling applied for the amount exceeding the 30% budget (11.9%).

PTP-PR PD Results

RF Exposure Conditions	Transmitter	Power Mode	Test Position	U-NII Band	Ch No.	Freq. (MHz)	Mode	Duty Cycle (%)	Conversion Factor	TuP Limit (dBm)	Meas. (dBm)	Uncertainty Scaling Factor	Grid Step Size (λ)	Dist. (mm)	Meas. $psPD_n$ (W/m^2)	Scaled $psPD_n$ (mW/cm^2)	Meas. $psPD_{tot}$ (W/m^2)	Scaled $psPD_{tot}$ (mW/cm^2)	Meas. $psPD_{mod}$ (W/m^2)	Scaled $psPD_{mod}$ (mW/cm^2)	Plot No.
Body & Hotspot	ANT 5	Wi-Fi Power State 1	Back	UNII-5	15	6025.0	802.11ax HE160	94.84%	0.10	12.75	11.30	1.584	0.0412	2	2.56	0.597	2.87	0.669	3.60	0.840	
Body & Hotspot	ANT 5	Wi-Fi Power State 1	Back	UNII-5	79	6345.0	802.11ax HE160	94.84%	0.10	12.50	11.60	1.577	0.0412	2	3.01	0.616	3.22	0.659	3.850	0.788	
Body & Hotspot	ANT 5	Wi-Fi Power State 1	Back	UNII-6	111	6505.0	802.11ax HE160	94.84%	0.10	12.50	11.50	1.574	0.0412	2	2.58	0.539	3.03	0.633	3.460	0.723	
Body & Hotspot	ANT 5	Wi-Fi Power State 1	Back	UNII-7	143	6665.0	802.11ax HE160	94.84%	0.10	13.25	12.40	1.571	0.0412	2	2.62	0.528	3.13	0.630	4.000	0.806	
Body & Hotspot	ANT 5	Wi-Fi Power State 1	Back	UNII-8	207	6985.0	802.11ax HE160	94.84%	0.10	12.50	11.30	1.564	0.0412	2	2.59	0.563	3.02	0.657	3.400	0.739	
Body & Hotspot	ANT 5	Wi-Fi Power State 1	Front	UNII-5	15	6025.0	802.11ax HE160	94.84%	0.10	12.75	11.30	1.584	0.0412	2	0.210	0.049	0.253	0.059	0.318	0.074	
Body & Hotspot	ANT 5	Wi-Fi Power State 1	Edge Top	UNII-5	15	6025.0	802.11ax HE160	94.84%	0.10	12.75	11.30	1.584	0.0412	2	0.204	0.048	0.217	0.051	0.250	0.058	
Body & Hotspot	ANT 5	Wi-Fi Power State 1	Edge Right	UNII-5	15	6025.0	802.11ax HE160	94.84%	0.10	12.75	11.30	1.584	0.0412	2	0.775	0.181	0.911	0.213	1.220	0.285	
Body & Hotspot	ANT 5	Wi-Fi Power State 1	Edge Bottom	UNII-5	15	6025.0	802.11ax HE160	94.84%	0.10	12.75	11.30	1.584	0.0412	2	0.109	0.025	0.121	0.028	0.134	0.031	
Body & Hotspot	ANT 5	Wi-Fi Power State 1	Edge Left	UNII-5	15	6025.0	802.11ax HE160	94.84%	0.10	12.75	11.30	1.584	0.0412	2	0.197	0.046	0.205	0.048	0.212	0.049	
RF Exposure Conditions	Transmitter	Power Mode	Test Position	U-NII Band	Ch No.	Freq. (MHz)	Mode	Duty Cycle (%)	Conversion Factor	TuP Limit (dBm)	Meas. (dBm)	Uncertainty Scaling Factor	Grid Step Size (λ)	Dist. (mm)	Meas. $psPD_n$ (W/m^2)	Scaled $psPD_n$ (mW/cm^2)	Meas. $psPD_{tot}$ (W/m^2)	Scaled $psPD_{tot}$ (mW/cm^2)	Meas. $psPD_{mod}$ (W/m^2)	Scaled $psPD_{mod}$ (mW/cm^2)	Plot No.
Body & Hotspot	ANT 6	Wi-Fi Power State 1	Back	UNII-5	15	6025.0	802.11ax HE160	94.84%	0.10	12.00	11.20	1.584	0.0412	2	2.24	0.450	2.78	0.558	3.60	0.723	
Body & Hotspot	ANT 6	Wi-Fi Power State 1	Back	UNII-5	47	6185.0	802.11ax HE160	94.84%	0.10	12.25	11.80	1.581	0.0412	2	2.42	0.447	3.42	0.632	4.09	0.756	
Body & Hotspot	ANT 6	Wi-Fi Power State 1	Back	UNII-6	111	6505.0	802.11ax HE160	94.84%	0.10	10.25	9.00	1.574	0.0412	2	2.26	0.500	2.53	0.560	3.32	0.735	
Body & Hotspot	ANT 6	Wi-Fi Power State 1	Back	UNII-7	143	6665.0	802.11ax HE160	94.84%	0.10	12.25	11.40	1.571	0.0412	2	2.92	0.588	3.29	0.663	4.26	0.858	
Body & Hotspot	ANT 6	Wi-Fi Power State 1	Back	UNII-8	207	6985.0	802.11ax HE160	94.84%	0.10	11.50	10.30	1.564	0.0412	2	2.74	0.596	3.14	**0.683**	3.90	0.848	152
Body & Hotspot	ANT 6	Wi-Fi Power State 1	Front	UNII-8	207	6985.0	802.11ax HE160	94.84%	0.10	11.50	10.30	1.564	0.0412	2	0.081	0.018	0.081	0.018	0.095	0.021	
Body & Hotspot	ANT 6	Wi-Fi Power State 1	Edge Top	UNII-8	207	6985.0	802.11ax HE160	94.84%	0.10	11.50	10.30	1.564	0.0412	2	0.150	0.033	0.153	0.033	0.170	0.037	
Body & Hotspot	ANT 6	Wi-Fi Power State 1	Edge Right	UNII-8	207	6985.0	802.11ax HE160	94.84%	0.10	11.50	10.30	1.564	0.0412	2	0.303	0.066	0.305	0.066	0.311	0.068	
Body & Hotspot	ANT 6	Power State 1	Edge Left	UNII-8	207	6985.0	802.11ax HE160	94.84%	0.10	11.50	10.30	1.564	0.0412	2	0.053	0.115	0.054	0.117	0.059	0.128	

Note(s):

MU scaling applied due to total uncertainty (1.52 dB, 41.9%) exceeds the 30% budget. Scaling applied for the amount exceeding the 30% budget (11.9%).
Testing was performed at the most conservative Grid Step Size of 0.041 lambda.
Conversion Factor: W/m^2 to mW/cm^2 = 0.1

This report shall not be reproduced without the written approval of UL Verification Services Inc.

10.41. Bluetooth 2.4GHz

Antenna(s)	RF Exposure Condition(s)	Mode(s)	Power Mode(s)	Dist. (mm)	Test Position(s)	Channel	Freq. (MHz)	Duty Cycle (%)	Max Output Pwr (dBm)	Meas. (dBm)	1-g Meas. (W/kg)	1-g Scaled (W/kg)	10-g Meas. (W/kg)	10-g Scaled (W/kg)	Plot No.
ANT 1	Head	GFSK (LE)	BT PS1 Mode A	0	Left Cheek	39	2441	84.49%	20.50	19.40	0.042	0.064	0.025	0.038	
ANT 1	Head	GFSK (LE)	BT PS1 Mode A	0	Left Tilt	39	2441	84.49%	20.50	19.40	0.042	0.064	0.024	0.037	
ANT 1	Head	GFSK (LE)	BT PS1 Mode A	0	Right Cheek	39	2441	84.49%	20.50	19.40	0.092	0.140	0.054	0.082	
ANT 1	Head	GFSK (LE)	BT PS1 Mode A	0	Right Tilt	39	2441	84.49%	20.50	19.40	0.033	0.050	0.019	0.029	
ANT 1	Body & Hotspot	GFSK (LE)	BT PS1 Mode B	5	Back	39	2441	84.49%	20.50	19.40	0.453	0.691	0.210	0.320	
ANT 1	Body & Hotspot	GFSK (LE)	BT PS1 Mode B	5	Front	39	2441	84.49%	20.50	19.40	0.290	0.442	0.153	0.233	
ANT 1	Body & Hotspot	GFSK (LE)	BT PS1 Mode B	5	Back (Offset)	39	2441	84.49%	20.50	19.40	0.419	0.639	0.197	0.300	
ANT 1	Hotspot	GFSK (LE)	BT PS1 Mode B	5	Edge Right	39	2441	84.49%	20.50	19.40	0.499	**0.761**	0.222	0.338	133
ANT 1	Hotspot	GFSK (LE)	BT PS1 Mode B	5	Edge Bottom	39	2441	84.49%	20.50	19.40	0.106	0.162	0.047	0.072	
ANT 1	Hotspot	GFSK (LE)	BT PS1 Mode B	5	Edge Left	39	2441	84.49%	20.50	19.40	0.012	0.018	0.006	0.009	
Antenna(s)	**RF Exposure Condition(s)**	**Mode(s)**	**Power Mode(s)**	**Dist. (mm)**	**Test Position(s)**	**Channel**	**Freq. (MHz)**	**Duty Cycle (%)**	**Max Output Pwr (dBm)**	**Meas. (dBm)**	**1-g Meas. (W/kg)**	**1-g Scaled (W/kg)**	**10-g Meas. (W/kg)**	**10-g Scaled (W/kg)**	**Plot No.**
ANT 2	Head	GFSK (BDR)	BT PS1 Mode A	0	Left Cheek	39	2441	76.34%	20.00	18.90	0.168	0.284	0.080	0.135	
ANT 2	Head	GFSK (BDR)	BT PS1 Mode A	0	Left Tilt	39	2441	76.34%	20.00	18.90	0.185	0.312	0.086	0.145	
ANT 2	Head	GFSK (BDR)	BT PS1 Mode A	0	Right Cheek	0	2402	76.34%	20.00	18.50	0.625	1.156	0.277	0.513	
ANT 2	Head	GFSK (BDR)	BT PS1 Mode A	0	Right Cheek	39	2441	76.34%	20.00	18.90	0.703	**1.186**	0.316	0.533	134
ANT 2	Head	GFSK (BDR)	BT PS1 Mode A	0	Right Cheek	78	2480	76.34%	20.00	18.90	0.648	1.094	0.290	0.489	
ANT 2	Head	GFSK (BDR)	BT PS1 Mode A	0	Right Tilt	39	2441	76.34%	20.00	18.90	0.473	0.798	0.207	0.349	
ANT 2	Body & Hotspot	GFSK (BDR)	BT PS1 Mode B	5	Back	39	2441	76.34%	20.00	18.10	0.363	**0.736**	0.166	0.337	135
ANT 2	Body & Hotspot	GFSK (BDR)	BT PS1 Mode B	5	Front	39	2441	76.34%	20.00	18.10	0.303	0.615	0.139	0.282	
ANT 2	Hotspot	GFSK (BDR)	BT PS1 Mode B	5	Edge Top	39	2441	76.34%	20.00	18.10	0.238	0.483	0.101	0.205	
ANT 2	Hotspot	GFSK (BDR)	BT PS1 Mode B	5	Edge Right	39	2441	76.34%	20.00	18.10	0.033	0.067	0.017	0.034	
ANT 2	Hotspot	GFSK (BDR)	BT PS1 Mode B	5	Edge Left	39	2441	76.34%	20.00	18.10	0.373	0.757	0.173	0.351	
Antenna(s)	**RF Exposure Condition(s)**	**Mode(s)**	**Power Mode(s)**	**Dist. (mm)**	**Test Position(s)**	**Channel**	**Freq. (MHz)**	**Duty Cycle (%)**	**Max Output Pwr (dBm)**	**Meas. (dBm)**	**1-g Meas. (W/kg)**	**1-g Scaled (W/kg)**	**10-g Meas. (W/kg)**	**10-g Scaled (W/kg)**	**Plot No.**
ANT 1	Body & Hotspot	GFSK (BDR)	BT PS3 Mode B	5	Back	39	2441	76.34%	19.25	17.70	0.265	0.496	0.122	0.228	
ANT 1	Body & Hotspot	GFSK (BDR)	BT PS3 Mode B	5	Back (Offset)	39	2441	76.34%	19.25	17.70	0.230	0.431	0.109	0.204	
ANT 1	Hotspot	GFSK (BDR)	BT PS3 Mode B	5	Edge Right	39	2441	76.34%	19.25	17.70	0.311	0.582	0.138	0.258	
Antenna(s)	**RF Exposure Condition(s)**	**Mode(s)**	**Power Mode(s)**	**Dist. (mm)**	**Test Position(s)**	**Channel**	**Freq. (MHz)**	**Duty Cycle (%)**	**Max Output Pwr (dBm)**	**Meas. (dBm)**	**1-g Meas. (W/kg)**	**1-g Scaled (W/kg)**	**10-g Meas. (W/kg)**	**10-g Scaled (W/kg)**	**Plot No.**
ANT 2	Head	GFSK (BDR)	BT PS3 Mode A	0	Right Cheek	39	2441	76.34%	17.00	15.80	0.324	0.559	0.145	0.250	
ANT 2	Head	GFSK (BDR)	BT PS3 Mode A	0	Right Tilt	39	2441	76.34%	17.00	15.80	0.211	0.364	0.092	0.159	
ANT 2	Body & Hotspot	GFSK (BDR)	BT PS3 Mode B	5	Back	39	2441	76.34%	19.00	17.40	0.304	0.576	0.140	0.265	
ANT 2	Body & Hotspot	GFSK (BDR)	BT PS3 Mode B	5	Front	39	2441	76.34%	19.00	17.40	0.258	0.489	0.119	0.225	
ANT 2	Hotspot	GFSK (BDR)	BT PS3 Mode B	5	Edge Left	39	2441	76.34%	19.00	17.40	0.226	0.428	0.105	0.199	
Antenna(s)	**RF Exposure Condition(s)**	**Mode(s)**	**Power Mode(s)**	**Dist. (mm)**	**Test Position(s)**	**Channel**	**Freq. (MHz)**	**Duty Cycle (%)**	**Max Output Pwr (dBm)**	**Meas. (dBm)**	**1-g Meas. (W/kg)**	**1-g Scaled (W/kg)**	**10-g Meas. (W/kg)**	**10-g Scaled (W/kg)**	**Plot No.**
ANT 1	Body & Hotspot	GFSK (BDR)	BT PS4 Mode B	5	Back	39	2441	76.34%	18.50	17.70	0.265	0.417	0.122	0.192	
ANT 1	Body & Hotspot	GFSK (BDR)	BT PS4 Mode B	5	Back (Offset)	39	2441	76.34%	18.50	17.70	0.230	0.362	0.109	0.172	
ANT 1	Hotspot	GFSK (BDR)	BT PS4 Mode B	5	Edge Right	39	2441	76.34%	18.50	17.70	0.311	0.490	0.138	0.217	
Antenna(s)	**RF Exposure Condition(s)**	**Mode(s)**	**Power Mode(s)**	**Dist. (mm)**	**Test Position(s)**	**Channel**	**Freq. (MHz)**	**Duty Cycle (%)**	**Max Output Pwr (dBm)**	**Meas. (dBm)**	**1-g Meas. (W/kg)**	**1-g Scaled (W/kg)**	**10-g Meas. (W/kg)**	**10-g Scaled (W/kg)**	**Plot No.**
ANT 2	Head	GFSK (BDR)	BT PS4 Mode A	0	Right Cheek	39	2441	76.34%	16.25	15.80	0.324	0.471	0.145	0.211	
ANT 2	Head	GFSK (BDR)	BT PS4 Mode A	0	Right Tilt	39	2441	76.34%	16.25	15.80	0.211	0.307	0.092	0.134	
ANT 2	Body & Hotspot	GFSK (BDR)	BT PS4 Mode B	5	Back	39	2441	76.34%	18.25	17.40	0.304	0.484	0.140	0.223	
ANT 2	Body & Hotspot	GFSK (BDR)	BT PS4 Mode B	5	Front	39	2441	76.34%	18.25	17.40	0.258	0.411	0.119	0.190	
ANT 2	Hotspot	GFSK (BDR)	BT PS4 Mode B	5	Edge Left	39	2441	76.34%	18.25	17.40	0.226	0.360	0.105	0.167	
Antenna(s)	**RF Exposure Condition(s)**	**Mode(s)**	**Power Mode(s)**	**Dist. (mm)**	**Test Position(s)**	**Channel**	**Freq. (MHz)**	**Duty Cycle (%)**	**Max Output Pwr (dBm)**	**Meas. (dBm)**	**1-g Meas. (W/kg)**	**1-g Scaled (W/kg)**	**10-g Meas. (W/kg)**	**10-g Scaled (W/kg)**	**Plot No.**
ANT 1	Body & Hotspot	GFSK (BDR)	BT PS5 Mode B	5	Back	39	2441	76.34%	17.50	17.70	0.265	0.332	0.122	0.153	
ANT 1	Body & Hotspot	GFSK (BDR)	BT PS5 Mode B	5	Back (Offset)	39	2441	76.34%	17.50	17.70	0.230	0.288	0.109	0.136	
ANT 1	Hotspot	GFSK (BDR)	BT PS5 Mode B	5	Edge Right	39	2441	76.34%	17.50	17.70	0.311	0.389	0.138	0.173	
Antenna(s)	**RF Exposure Condition(s)**	**Mode(s)**	**Power Mode(s)**	**Dist. (mm)**	**Test Position(s)**	**Channel**	**Freq. (MHz)**	**Duty Cycle (%)**	**Max Output Pwr (dBm)**	**Meas. (dBm)**	**1-g Meas. (W/kg)**	**1-g Scaled (W/kg)**	**10-g Meas. (W/kg)**	**10-g Scaled (W/kg)**	**Plot No.**
ANT 2	Head	GFSK (BDR)	BT PS5 Mode A	0	Right Cheek	39	2441	76.34%	15.25	15.80	0.324	0.374	0.145	0.167	
ANT 2	Head	GFSK (BDR)	BT PS5 Mode A	0	Right Tilt	39	2441	76.34%	15.25	15.80	0.211	0.244	0.092	0.106	
ANT 2	Body & Hotspot	GFSK (BDR)	BT PS5 Mode B	5	Back	39	2441	76.34%	17.25	17.40	0.304	0.385	0.140	0.177	
ANT 2	Body & Hotspot	GFSK (BDR)	BT PS5 Mode B	5	Front	39	2441	76.34%	17.25	17.40	0.258	0.326	0.119	0.151	
ANT 2	Hotspot	GFSK (BDR)	BT PS5 Mode B	5	Edge Left	39	2441	76.34%	17.25	17.40	0.226	0.286	0.105	0.133	
Antenna(s)	**RF Exposure Condition(s)**	**Mode(s)**	**Power Mode(s)**	**Dist. (mm)**	**Test Position(s)**	**Channel**	**Freq. (MHz)**	**Duty Cycle (%)**	**Max Output Pwr (dBm)**	**Meas. (dBm)**	**1-g Meas. (W/kg)**	**1-g Scaled (W/kg)**	**10-g Meas. (W/kg)**	**10-g Scaled (W/kg)**	**Plot No.**
ANT 1	Body & Hotspot	GFSK (BDR)	BT PS6 Mode B	5	Back	39	2441	76.34%	16.25	17.70	0.265	0.249	0.122	0.114	
ANT 1	Body & Hotspot	GFSK (BDR)	BT PS6 Mode B	5	Back (Offset)	39	2441	76.34%	16.25	17.70	0.230	0.216	0.109	0.102	
ANT 1	Hotspot	GFSK (BDR)	BT PS6 Mode B	5	Edge Right	39	2441	76.34%	16.25	17.70	0.311	0.292	0.138	0.129	
Antenna(s)	**RF Exposure Condition(s)**	**Mode(s)**	**Power Mode(s)**	**Dist. (mm)**	**Test Position(s)**	**Channel**	**Freq. (MHz)**	**Duty Cycle (%)**	**Max Output Pwr (dBm)**	**Meas. (dBm)**	**1-g Meas. (W/kg)**	**1-g Scaled (W/kg)**	**10-g Meas. (W/kg)**	**10-g Scaled (W/kg)**	**Plot No.**
ANT 2	Head	GFSK (BDR)	BT PS6 Mode A	0	Right Cheek	39	2441	76.34%	14.00	15.80	0.324	0.280	0.145	0.125	
ANT 2	Head	GFSK (BDR)	BT PS6 Mode A	0	Right Tilt	39	2441	76.34%	14.00	15.80	0.211	0.183	0.092	0.080	
ANT 2	Body & Hotspot	GFSK (BDR)	BT PS6 Mode B	5	Back	39	2441	76.34%	16.00	17.40	0.304	0.288	0.140	0.133	
ANT 2	Body & Hotspot	GFSK (BDR)	BT PS6 Mode B	5	Front	39	2441	76.34%	16.00	17.40	0.258	0.245	0.119	0.113	
ANT 2	Hotspot	GFSK (BDR)	BT PS6 Mode B	5	Edge Left	39	2441	76.34%	16.00	17.40	0.226	0.214	0.105	0.100	

Notes:

PS2/3/4/5/6 for ANT 1 Mode A share the same Max Power as PS1.

This report shall not be reproduced without the written approval of UL Verification Services Inc.

10.42. NB UNII

UNII-1

Antenna(s)	RF Exposure Condition(s)	Mode(s)	Power Mode(s)	Dist. (mm)	Test Position(s)	Channel	Freq. (MHz)	Duty Cycle (%)	Max Output Pwr (dBm)	Meas. (dBm)	1-g Meas. (W/kg)	1-g Scaled (W/kg)	10-g Meas. (W/kg)	10-g Scaled (W/kg)	Plot No.
ANT 5	Head	OQPSK (HDRPL8)	BT PS1 Mode A	5	Left Cheek	Mid	5203	79.52%	14.00	12.70	0.000	**0.000**	0.000	0.000	136
ANT 5	Head	OQPSK (HDRPL8)	BT PS1 Mode A	5	Left Tilt	Mid	5203	79.52%	14.00	12.70	0.000	0.000	0.000	0.000	
ANT 5	Head	OQPSK (HDRPL8)	BT PS1 Mode A	5	Right Cheek	Mid	5203	79.52%	14.00	12.70	0.000	0.000	0.000	0.000	
ANT 5	Head	OQPSK (HDRPL8)	BT PS1 Mode A	5	Right Tilt	Mid	5203	79.52%	14.00	12.70	0.000	0.000	0.000	0.000	
ANT 5	Body & Hotspot	OQPSK (HDRPL8)	BT PS1 Mode B	5	Back	Mid	5203	79.52%	14.00	12.70	0.136	0.231	0.030	0.051	
ANT 5	Body & Hotspot	OQPSK (HDRPL8)	BT PS1 Mode B	5	Front	Mid	5203	79.52%	14.00	12.70	0.000	0.000	0.000	0.000	
ANT 5	Hotspot	OQPSK (HDRPL8)	BT PS1 Mode B	5	Edge Right	Mid	5203	79.52%	14.00	12.70	0.026	**0.044**	0.005	0.008	137
Antenna(s)	RF Exposure Condition(s)	Mode(s)	Power Mode(s)	Dist. (mm)	Test Position(s)	Channel	Freq. (MHz)	Duty Cycle (%)	Max Output Pwr (dBm)	Meas. (dBm)	1-g Meas. (W/kg)	1-g Scaled (W/kg)	10-g Meas. (W/kg)	10-g Scaled (W/kg)	Plot No.
ANT 6	Head	OQPSK (HDRPL8)	BT PS1 Mode A	5	Left Cheek	Mid	5203	79.52%	14.00	12.70	0.000	0.000	0.000	0.000	
ANT 6	Head	OQPSK (HDRPL8)	BT PS1 Mode A	5	Left Tilt	Mid	5203	79.52%	14.00	12.70	0.000	0.000	0.000	0.000	
ANT 6	Head	OQPSK (HDRPL8)	BT PS1 Mode A	5	Right Cheek	Mid	5203	79.52%	14.00	12.70	0.000	0.000	0.000	0.000	
ANT 6	Head	OQPSK (HDRPL8)	BT PS1 Mode A	5	Right Tilt	Mid	5203	79.52%	14.00	12.70	0.000	0.000	0.000	0.000	
ANT 6	Body & Hotspot	OQPSK (HDRPL8)	BT PS1 Mode B	5	Back	Low	5162	79.52%	12.75	11.10	0.594	1.092	0.123	0.226	
ANT 6	Body & Hotspot	OQPSK (HDRPL8)	BT PS1 Mode B	5	Back	Mid	5203	79.52%	12.75	11.30	0.671	**1.178**	0.142	0.249	138
ANT 6	Body & Hotspot	OQPSK (HDRPL8)	BT PS1 Mode B	5	Back	High	5245	79.52%	12.75	11.50	0.678	1.137	0.144	0.241	
ANT 6	Body & Hotspot	OQPSK (HDRPL8)	BT PS1 Mode B	5	Front	Mid	5203	79.52%	12.75	11.30	0.000	0.000	0.000	0.000	
ANT 6	Hotspot	OQPSK (HDRPL8)	BT PS1 Mode B	5	Edge Top	Mid	5203	79.52%	12.75	11.30	0.000	0.000	0.000	0.000	
Antenna(s)	RF Exposure Condition(s)	Mode(s)	Power Mode(s)	Dist. (mm)	Test Position(s)	Channel	Freq. (MHz)	Duty Cycle (%)	Max Output Pwr (dBm)	Meas. (dBm)	1-g Meas. (W/kg)	1-g Scaled (W/kg)	10-g Meas. (W/kg)	10-g Scaled (W/kg)	Plot No.
ANT 6	Body & Hotspot	OQPSK (HDRPL8)	BT PS3 Mode B	5	Back	Mid	5203	79.52%	10.25	8.70	0.327	0.588	0.064	0.115	
Antenna(s)	RF Exposure Condition(s)	Mode(s)	Power Mode(s)	Dist. (mm)	Test Position(s)	Channel	Freq. (MHz)	Duty Cycle (%)	Max Output Pwr (dBm)	Meas. (dBm)	1-g Meas. (W/kg)	1-g Scaled (W/kg)	10-g Meas. (W/kg)	10-g Scaled (W/kg)	Plot No.
ANT 6	Body & Hotspot	OQPSK (HDRPL8)	BT PS4 Mode B	5	Back	Mid	5203	79.52%	9.50	8.70	0.327	0.494	0.064	0.097	
Antenna(s)	RF Exposure Condition(s)	Mode(s)	Power Mode(s)	Dist. (mm)	Test Position(s)	Channel	Freq. (MHz)	Duty Cycle (%)	Max Output Pwr (dBm)	Meas. (dBm)	1-g Meas. (W/kg)	1-g Scaled (W/kg)	10-g Meas. (W/kg)	10-g Scaled (W/kg)	Plot No.
ANT 6	Body & Hotspot	OQPSK (HDRPL8)	BT PS5 Mode B	5	Back	Mid	5203	79.52%	8.50	8.70	0.327	0.393	0.064	0.077	
Antenna(s)	RF Exposure Condition(s)	Mode(s)	Power Mode(s)	Dist. (mm)	Test Position(s)	Channel	Freq. (MHz)	Duty Cycle (%)	Max Output Pwr (dBm)	Meas. (dBm)	1-g Meas. (W/kg)	1-g Scaled (W/kg)	10-g Meas. (W/kg)	10-g Scaled (W/kg)	Plot No.
ANT 6	Body & Hotspot	OQPSK (HDRPL8)	BT PS6 Mode B	5	Back	Mid	5203	79.52%	7.25	8.70	0.327	0.294	0.064	0.058	

Notes:

PS2/3/4/5/6 for ANT 5/6 Mode A share the same Max Power as PS1.
PS2/3/4/5/6 for ANT 5 Mode B shares the same Max Power as PS1.

This report shall not be reproduced without the written approval of UL Verification Services Inc.

UNII-3

Antenna(s)	RF Exposure Condition(s)	Mode(s)	Power Mode(s)	Dist. (mm)	Test Position(s)	Channel	Freq. (MHz)	Duty Cycle (%)	Max Output Pwr (dBm)	Meas. (dBm)	1-g Meas. (W/kg)	1-g Scaled (W/kg)	10-g Meas. (W/kg)	10-g Scaled (W/kg)	Plot No.
ANT 5	Head	GFSK (BDR)	BT PS1 Mode A	0	Left Cheek	Mid	5788	76.17%	19.00	17.20	0.000	0.000	0.000	0.000	
ANT 5	Head	GFSK (BDR)	BT PS1 Mode A	0	Left Tilt	Mid	5788	76.17%	19.00	17.20	0.000	0.000	0.000	0.000	
ANT 5	Head	GFSK (BDR)	BT PS1 Mode A	0	Right Cheek	Mid	5788	76.17%	19.00	17.20	0.000	0.000	0.000	0.000	
ANT 5	Head	GFSK (BDR)	BT PS1 Mode A	0	Right Tilt	Mid	5788	76.17%	19.00	17.20	0.000	0.000	0.000	0.000	
ANT 5	Body & Hotspot	GFSK (BDR)	BT PS1 Mode B	5	Back	Low	5733	76.17%	16.25	14.60	0.604	1.159	0.143	0.275	
ANT 5	Body & Hotspot	GFSK (BDR)	BT PS1 Mode B	5	Back	Mid	5788	76.17%	16.25	14.70	0.580	1.088	0.133	0.249	
ANT 5	Body & Hotspot	GFSK (BDR)	BT PS1 Mode B	5	Back	High	5844	76.17%	16.25	14.70	0.624	**1.171**	0.143	0.268	139
ANT 5	Body & Hotspot	GFSK (BDR)	BT PS1 Mode B	5	Front	Mid	5788	76.17%	16.25	14.70	0.000	0.000	0.000	0.000	
ANT 5	Hotspot	GFSK (BDR)	BT PS1 Mode B	5	Edge Right	Mid	5788	76.17%	16.25	14.70	0.081	**0.152**	0.027	0.051	140
Antenna(s)	RF Exposure Condition(s)	Mode(s)	Power Mode(s)	Dist. (mm)	Test Position(s)	Channel	Freq. (MHz)	Duty Cycle (%)	Max Output Pwr (dBm)	Meas. (dBm)	1-g Meas. (W/kg)	1-g Scaled (W/kg)	10-g Meas. (W/kg)	10-g Scaled (W/kg)	Plot No.
ANT 6	Head	GFSK (BDR)	BT PS1 Mode A	0	Left Cheek	Mid	5788	76.17%	18.50	17.20	0.001	0.002	0.000	0.000	
ANT 6	Head	GFSK (BDR)	BT PS1 Mode A	0	Left Tilt	Mid	5788	76.17%	18.50	17.20	0.001	0.002	0.000	0.000	
ANT 6	Head	GFSK (BDR)	BT PS1 Mode A	0	Right Cheek	Mid	5788	76.17%	18.50	17.20	0.007	**0.012**	0.001	0.002	141
ANT 6	Head	GFSK (BDR)	BT PS1 Mode A	0	Right Tilt	Mid	5788	76.17%	18.50	17.20	0.000	0.000	0.000	0.000	
ANT 6	Body & Hotspot	GFSK (BDR)	BT PS1 Mode B	5	Back	Low	5733	76.17%	13.25	12.50	0.664	1.036	0.194	0.303	
ANT 6	Body & Hotspot	GFSK (BDR)	BT PS1 Mode B	5	Back	Mid	5788	76.17%	13.25	12.90	0.823	1.171	0.236	0.336	
ANT 6	Body & Hotspot	GFSK (BDR)	BT PS1 Mode B	5	Back	High	5844	76.17%	13.25	13.00	0.667	0.928	0.196	0.273	
ANT 6	Body & Hotspot	GFSK (BDR)	BT PS1 Mode B	5	Front	Mid	5788	76.17%	13.25	12.90	0.024	0.034	0.000	0.000	
ANT 6	Hotspot	GFSK (BDR)	BT PS1 Mode B	5	Edge Top	Mid	5788	76.17%	13.25	12.90	0.000	0.000	0.000	0.000	
Antenna(s)	RF Exposure Condition(s)	Mode(s)	Power Mode(s)	Dist. (mm)	Test Position(s)	Channel	Freq. (MHz)	Duty Cycle (%)	Max Output Pwr (dBm)	Meas. (dBm)	1-g Meas. (W/kg)	1-g Scaled (W/kg)	10-g Meas. (W/kg)	10-g Scaled (W/kg)	Plot No.
ANT 5	Body & Hotspot	GFSK (BDR)	BT PS3 Mode B	5	Back	Mid	5788	76.17%	13.50	12.20	0.332	0.588	0.074	0.131	
ANT 5	Body & Hotspot	GFSK (BDR)	BT PS3 Mode B	5	Front	Mid	5788	76.17%	13.50	12.20	0.000	0.000	0.000	0.000	
ANT 5	Hotspot	GFSK (BDR)	BT PS3 Mode B	5	Edge Right	Mid	5788	76.17%	13.50	12.20	0.055	0.097	0.020	0.035	
Antenna(s)	RF Exposure Condition(s)	Mode(s)	Power Mode(s)	Dist. (mm)	Test Position(s)	Channel	Freq. (MHz)	Duty Cycle (%)	Max Output Pwr (dBm)	Meas. (dBm)	1-g Meas. (W/kg)	1-g Scaled (W/kg)	10-g Meas. (W/kg)	10-g Scaled (W/kg)	Plot No.
ANT 6	Body & Hotspot	GFSK (BDR)	BT PS3 Mode B	5	Back	Mid	5788	76.17%	10.00	8.90	0.304	0.514	0.068	0.115	
Antenna(s)	RF Exposure Condition(s)	Mode(s)	Power Mode(s)	Dist. (mm)	Test Position(s)	Channel	Freq. (MHz)	Duty Cycle (%)	Max Output Pwr (dBm)	Meas. (dBm)	1-g Meas. (W/kg)	1-g Scaled (W/kg)	10-g Meas. (W/kg)	10-g Scaled (W/kg)	Plot No.
ANT 5	Body & Hotspot	GFSK (BDR)	BT PS4 Mode B	5	Back	Mid	5788	76.17%	12.75	12.20	0.332	0.495	0.074	0.110	
ANT 5	Body & Hotspot	GFSK (BDR)	BT PS4 Mode B	5	Front	Mid	5788	76.17%	12.75	12.20	0.000	0.000	0.000	0.000	
ANT 5	Hotspot	GFSK (BDR)	BT PS4 Mode B	5	Edge Right	Mid	5788	76.17%	12.75	12.20	0.055	0.082	0.020	0.030	
Antenna(s)	RF Exposure Condition(s)	Mode(s)	Power Mode(s)	Dist. (mm)	Test Position(s)	Channel	Freq. (MHz)	Duty Cycle (%)	Max Output Pwr (dBm)	Meas. (dBm)	1-g Meas. (W/kg)	1-g Scaled (W/kg)	10-g Meas. (W/kg)	10-g Scaled (W/kg)	Plot No.
ANT 6	Body & Hotspot	GFSK (BDR)	BT PS4 Mode B	5	Back	Mid	5788	76.17%	9.25	8.90	0.304	0.433	0.068	0.097	
Antenna(s)	RF Exposure Condition(s)	Mode(s)	Power Mode(s)	Dist. (mm)	Test Position(s)	Channel	Freq. (MHz)	Duty Cycle (%)	Max Output Pwr (dBm)	Meas. (dBm)	1-g Meas. (W/kg)	1-g Scaled (W/kg)	10-g Meas. (W/kg)	10-g Scaled (W/kg)	Plot No.
ANT 5	Body & Hotspot	GFSK (BDR)	BT PS5 Mode B	5	Back	Mid	5788	76.17%	11.75	12.20	0.332	0.393	0.074	0.088	
ANT 5	Body & Hotspot	GFSK (BDR)	BT PS5 Mode B	5	Front	Mid	5788	76.17%	11.75	12.20	0.000	0.000	0.000	0.000	
ANT 5	Hotspot	GFSK (BDR)	BT PS5 Mode B	5	Edge Right	Mid	5788	76.17%	11.75	12.20	0.055	0.065	0.020	0.024	
Antenna(s)	RF Exposure Condition(s)	Mode(s)	Power Mode(s)	Dist. (mm)	Test Position(s)	Channel	Freq. (MHz)	Duty Cycle (%)	Max Output Pwr (dBm)	Meas. (dBm)	1-g Meas. (W/kg)	1-g Scaled (W/kg)	10-g Meas. (W/kg)	10-g Scaled (W/kg)	Plot No.
ANT 6	Body & Hotspot	GFSK (BDR)	BT PS5 Mode B	5	Back	Mid	5788	76.17%	8.25	8.90	0.304	0.344	0.068	0.077	
Antenna(s)	RF Exposure Condition(s)	Mode(s)	Power Mode(s)	Dist. (mm)	Test Position(s)	Channel	Freq. (MHz)	Duty Cycle (%)	Max Output Pwr (dBm)	Meas. (dBm)	1-g Meas. (W/kg)	1-g Scaled (W/kg)	10-g Meas. (W/kg)	10-g Scaled (W/kg)	Plot No.
ANT 5	Body & Hotspot	GFSK (BDR)	BT PS6 Mode B	5	Back	Mid	5788	76.17%	10.50	12.20	0.332	0.295	0.074	0.066	
ANT 5	Body & Hotspot	GFSK (BDR)	BT PS6 Mode B	5	Front	Mid	5788	76.17%	10.50	12.20	0.000	0.000	0.000	0.000	
ANT 5	Hotspot	GFSK (BDR)	BT PS6 Mode B	5	Edge Right	Mid	5788	76.17%	10.50	12.20	0.055	0.049	0.020	0.018	
Antenna(s)	RF Exposure Condition(s)	Mode(s)	Power Mode(s)	Dist. (mm)	Test Position(s)	Channel	Freq. (MHz)	Duty Cycle (%)	Max Output Pwr (dBm)	Meas. (dBm)	1-g Meas. (W/kg)	1-g Scaled (W/kg)	10-g Meas. (W/kg)	10-g Scaled (W/kg)	Plot No.
ANT 6	Body & Hotspot	GFSK (BDR)	BT PS6 Mode B	5	Back	Mid	5788	76.17%	7.00	8.90	0.304	0.258	0.068	0.058	

Notes:

PS2/3/4/5/6 for ANT 5/6 Mode A share the same Max Power.

UNII-5

Antenna(s)	RF Exposure Condition(s)	Mode(s)	Power Mode(s)	Dist. (mm)	Test Position(s)	Channel	Freq. (MHz)	Duty Cycle (%)	Max Output Pwr (dBm)	Meas. (dBm)	1-g Meas. (W/kg)	1-g Scaled (W/kg)	10-g Meas. (W/kg)	10-g Scaled (W/kg)	APD Meas. (W/m2)	APD Scaled (W/m2)	Plot No.
ANT 5	Head	OQPSK (HDRPL8)	BT PS1 Mode A	0	Left Cheek	Mid	6263	94.58%	3.40	2.50	0.000	**0.000**	0.000	0.000	0.000	0.000	142
ANT 5	Head	OQPSK (HDRPL8)	BT PS1 Mode A	0	Left Tilt	Mid	6263	94.58%	3.40	2.50	0.000	0.000	0.000	0.000	0.000	0.000	
ANT 5	Head	OQPSK (HDRPL8)	BT PS1 Mode A	0	Right Cheek	Mid	6263	94.58%	3.40	2.50	0.000	0.000	0.000	0.000	0.000	0.000	
ANT 5	Head	OQPSK (HDRPL8)	BT PS1 Mode A	0	Right Tilt	Mid	6263	94.58%	3.40	2.50	0.000	0.000	0.000	0.000	0.000	0.000	
ANT 5	Body & Hotspot	OQPSK (HDRPL8)	BT PS1 Mode B	5	Back	Mid	6263	94.58%	3.40	2.50	0.065	**0.085**	0.014	0.018	0.326	0.424	143
ANT 5	Body & Hotspot	OQPSK (HDRPL8)	BT PS1 Mode B	5	Front	Mid	6263	94.58%	3.40	2.50	0.000	0.000	0.003	0.004	0.000	0.000	
ANT 5	Hotspot	OQPSK (HDRPL8)	BT PS1 Mode B	5	Edge Right	Mid	6263	94.58%	3.40	2.50	0.010	**0.013**	0.003	0.004	0.076	0.099	144
Antenna(s)	RF Exposure Condition(s)	Mode(s)	Power Mode(s)	Dist. (mm)	Test Position(s)	Channel	Freq. (MHz)	Duty Cycle (%)	Max Output Pwr (dBm)	Meas. (dBm)	1-g Meas. (W/kg)	1-g Scaled (W/kg)	10-g Meas. (W/kg)	10-g Scaled (W/kg)	APD Meas. (W/m2)	APD Scaled (W/m2)	Plot No.
ANT 6	Head	OQPSK (HDRPL8)	BT PS1 Mode A	0	Left Cheek	Mid	6263	94.58%	1.50	0.50	0.000	0.000	0.000	0.000	0.000	0.000	
ANT 6	Head	OQPSK (HDRPL8)	BT PS1 Mode A	0	Left Tilt	Mid	6263	94.58%	1.50	0.50	0.000	0.000	0.000	0.000	0.000	0.000	
ANT 6	Head	OQPSK (HDRPL8)	BT PS1 Mode A	0	Right Cheek	Mid	6263	94.58%	1.50	0.50	0.000	0.000	0.000	0.000	0.000	0.000	
ANT 6	Head	OQPSK (HDRPL8)	BT PS1 Mode A	0	Right Tilt	Mid	6263	94.58%	1.50	0.50	0.000	0.000	0.000	0.000	0.000	0.000	
ANT 6	Body & Hotspot	OQPSK (HDRPL8)	BT PS1 Mode B	5	Back	Mid	6263	94.58%	1.50	0.50	0.057	0.076	0.009	0.012	0.215	0.286	
ANT 6	Body & Hotspot	OQPSK (HDRPL8)	BT PS1 Mode B	5	Front	Mid	6263	94.58%	1.50	0.50	0.000	0.000	0.003	0.004	0.000	0.000	
ANT 6	Hotspot	OQPSK (HDRPL8)	BT PS1 Mode B	5	Edge Top	Mid	6263	94.58%	1.50	0.50	0.000	0.000	0.003	0.004	0.000	0.000	

Notes:

PS2/3/4/5/6 ANT 5/6 for Mode A and B shares the same Max Power as PS1.

This report shall not be reproduced without the written approval of UL Verification Services Inc.

10.43. NB UNII 5 Power Density

Per TCB workshop October 2018, 4 cm^2 averaging area is considered.

psPD value (mW/cm^2) used the $psPD_{tot+}$ avg value (W/m^2) of test result plot.

NB U-NII 5 Test Rationale:

- Following KDB 388624 D02 Pre-Approval Guidance List v18r05, Appendix OVER6G Step 4:
  - The process of steps 3.1 to 3.4 shall be repeated for at least five channels, at the channel center frequency, selected to cover uniformly the largest frequency ranges used in the device, between 5925 MHz and 7125 MHz, and consistent with KDB Publication 248227 test configuration provisions.
- No channels that could transmit below 6GHz were selected for testing to use the PTP-PR Test Methodology.
- The initial test position for iPD was determined using the worst-case 1-g SAR, please refer to §10.39.

RF Exposure Conditions	Transmitter	Power Mode	Test Position	U-NII Band	Ch No.	Freq. (MHz)	Mode	Duty Cycle (%)	Conversion Factor	TuP Limit (dBm)	Meas. (dBm)	Uncertainty Scaling Factor	Grid Step Size (λ)	Dist. (mm)	Meas. $psPD_n$ (W/m^2)	Scaled $psPD_n$ (mW/cm^2)	Meas. $psPD_{tot}$ (W/m^2)	Scaled $psPD_{tot}$ (mW/cm^2)	Meas. $psPD_{mod}$ (W/m^2)	Scaled $psPD_{mod}$ (W/m^2)	Plot No.
Body & Hotspot	ANT 5	BT PS1	Back	UNII-5	Low	6109.0	HDRPL8 OQPSK	94.58%	0.10	3.5	3.0	1.582	0.0412	2	0.677	0.127	0.69	0.130	0.735	0.138	
Body & Hotspot	ANT 5	BT PS1	Back	UNII-5	Low-Mid	6186.0	HDRPL8 OQPSK	94.58%	0.10	3.5	3.1	1.581	0.0412	2	0.672	0.123	0.68	0.125	0.751	0.138	
Body & Hotspot	ANT 5	BT PS1	Back	UNII-5	Mid	6263.0	HDRPL8 OQPSK	94.58%	0.10	3.5	2.9	1.579	0.0412	2	0.582	0.112	0.59	0.113	0.637	0.122	
Body & Hotspot	ANT 5	BT PS1	Back	UNII-5	Mid-High	6340.0	HDRPL8 OQPSK	94.58%	0.10	3.5	2.7	1.578	0.0412	2	0.647	0.130	0.65	**0.131**	0.691	0.139	153
Body & Hotspot	ANT 5	BT PS1	Back	UNII-5	High	6417.0	HDRPL8 OQPSK	94.58%	0.10	3.5	2.6	1.576	0.0412	2	0.501	0.103	0.511	0.105	0.559	0.115	
Body & Hotspot	ANT 5	BT PS1	Front	UNII-5	Mid-High	6340.0	HDRPL8 OQPSK	94.58%	0.10	3.5	2.7	1.578	0.0412	2	0.116	0.023	0.320	0.064	0.436	0.087	
Body & Hotspot	ANT 5	BT PS1	Edge Top	UNII-5	Mid-High	6340.0	HDRPL8 OQPSK	94.58%	0.10	3.5	2.7	1.578	0.0412	2	0.202	0.041	0.205	0.041	0.211	0.042	
Body & Hotspot	ANT 5	BT PS1	Edge Right	UNII-5	Mid-High	6340.0	HDRPL8 OQPSK	94.58%	0.10	3.5	2.7	1.578	0.0412	2	0.196	0.039	0.549	0.110	0.696	0.140	
Body & Hotspot	ANT 5	BT PS1	Edge Left	UNII-5	Mid-High	6340.0	HDRPL8 OQPSK	94.58%	0.10	3.5	2.7	1.578	0.0412	2	0.137	0.027	0.198	0.040	0.252	0.051	
RF Exposure Conditions	Transmitter	Power Mode	Test Position	U-NII Band	Ch No.	Freq. (MHz)	Mode	Duty Cycle (%)	Conversion Factor	TuP Limit (dBm)	Meas. (dBm)	Uncertainty Scaling Factor	Grid Step Size (λ)	Dist. (mm)	Meas. $psPD_n$ (W/m^2)	Scaled $psPD_n$ (mW/cm^2)	Meas. $psPD_{tot}$ (W/m^2)	Scaled $psPD_{tot}$ (mW/cm^2)	Meas. $psPD_{mod}$ (W/m^2)	Scaled $psPD_{mod}$ (W/m^2)	Plot No.
Body & Hotspot	ANT 6	BT PS1	Back	UNII-5	Low	6109.0	HDRPL8 OQPSK	94.58%	0.10	1.50	0.30	1.582	0.0412	2	0.376	0.083	0.409	0.090	0.459	0.101	
Body & Hotspot	ANT 6	BT PS1	Back	UNII-5	Low-Mid	6186.0	HDRPL8 OQPSK	94.58%	0.10	1.50	0.20	1.581	0.0412	2	0.431	0.097	0.464	0.105	0.512	0.115	
Body & Hotspot	ANT 6	BT PS1	Back	UNII-5	Mid	6263.0	HDRPL8 OQPSK	94.58%	0.10	1.50	0.50	1.579	0.0412	2	0.353	0.074	0.377	0.079	0.428	0.090	
Body & Hotspot	ANT 6	BT PS1	Back	UNII-5	Mid-High	6340.0	HDRPL8 OQPSK	94.58%	0.10	1.50	0.30	1.578	0.0412	2	0.417	0.092	0.442	0.097	0.509	0.112	
Body & Hotspot	ANT 6	BT PS1	Back	UNII-5	High	6417.0	HDRPL8 OQPSK	94.58%	0.10	1.50	0.00	1.576	0.0412	2	0.297	0.070	0.360	0.085	0.447	0.105	
Body & Hotspot	ANT 6	BT PS1	Front	UNII-5	Low-Mid	6186.0	HDRPL8 OQPSK	94.58%	0.10	1.50	0.20	1.581	0.0412	2	0.330	0.074	0.330	0.074	0.333	0.075	
Body & Hotspot	ANT 6	BT PS1	Edge Top	UNII-5	Low-Mid	6186.0	HDRPL8 OQPSK	94.58%	0.10	1.50	0.20	1.581	0.0412	2	0.361	0.081	0.365	0.082	0.370	0.083	
Body & Hotspot	ANT 6	BT PS1	Edge Right	UNII-5	Low-Mid	6186.0	HDRPL8 OQPSK	94.58%	0.10	1.50	0.20	1.581	0.0412	2	0.247	0.056	0.249	0.056	0.255	0.057	
Body & Hotspot	ANT 6	BT PS1	Edge Left	UNII-5	Low-Mid	6186.0	HDRPL8 OQPSK	94.58%	0.10	1.50	0.20	1.581	0.0412	2	0.258	0.058	0.263	0.059	0.268	0.060	

10.44. MSS (Mobile Satellite Service)

								Cellular PS1						Cellular PS2			
Antenna(s)	RF Exposure Condition(s)	Mode(s)	Power Mode(s)	Dist. (mm)	Test Position(s)	Channel	Freq. (MHz)	Max Output Pwr (dBm)	Meas. (dBm)	1-g Meas. (W/kg)	1-g Scaled (W/kg)	10-g Meas. (W/kg)	10-g Scaled (W/kg)	Max Output Pwr (dBm)	1-g Scaled (W/kg)	10-g Scaled (W/kg)	Plot No.
ANT 2	Extremity	1-PRB SC-FDMA	Mode B	0	Back	Mid	1618.4	26.0	25.0	0.749	0.943	0.434	0.546	25.2	0.749	0.434	
ANT 2	Extremity	1-PRB SC-FDMA	Mode B	0	Front	Mid	1618.4	26.0	25.0	2.590	3.261	1.280	1.611	25.2	2.590	1.280	
ANT 2	Extremity	1-PRB SC-FDMA	Mode B	0	Edge Top	Mid	1618.4	26.0	25.0	1.240	1.561	0.425	0.535	25.2	1.240	0.425	
ANT 2	Extremity	1-PRB SC-FDMA	Mode B	0	Edge Right	Mid	1618.4	26.0	25.0	0.096	0.121	0.047	0.059	25.2	0.096	0.047	
ANT 2	Extremity	1-PRB SC-FDMA	Mode B	0	Edge Left	Low	1610.17	26.0	25.0	4.710	5.930	1.980	2.493	25.2	4.710	1.980	
ANT 2	Extremity	1-PRB SC-FDMA	Mode B	0	Edge Left	Mid	1618.4	26.0	25.0	5.120	6.446	2.080	2.619	25.2	5.120	2.080	
ANT 2	Extremity	1-PRB SC-FDMA	Mode B	0	Edge Left	High	1626.03	26.0	25.0	5.430	6.836	2.160	**2.719**	25.2	5.430	2.160	145

This report shall not be reproduced without the written approval of UL Verification Services Inc.

10.45. 802.15.4

Antenna(s)	RF Exposure Condition(s)	Mode(s)	Power Mode(s)	Dist. (mm)	Test Position(s)	Channel	Freq. (MHz)	Duty Cycle (%)	Max Output Pwr (dBm)	Meas. (dBm)	1-g Meas. (W/kg)	1-g Scaled (W/kg)	10-g Meas. (W/kg)	10-g Scaled (W/kg)	Plot No.
ANT 1	Head	O-QPSK (2.4 GHz)	802.15.4 PS1 Mode A	0	Left Cheek	Mid	2440	99.07%	20.00	18.80	0.055	0.073	0.032	0.043	
ANT 1	Head	O-QPSK (2.4 GHz)	802.15.4 PS1 Mode A	0	Left Tilt	Mid	2440	99.07%	20.00	18.80	0.044	0.059	0.025	0.033	
ANT 1	Head	O-QPSK (2.4 GHz)	802.15.4 PS1 Mode A	0	Right Cheek	Mid	2440	99.07%	20.00	18.80	0.099	0.132	0.058	0.077	
ANT 1	Head	O-QPSK (2.4 GHz)	802.15.4 PS1 Mode A	0	Right Tilt	Mid	2440	99.07%	20.00	18.80	0.038	0.051	0.022	0.029	
ANT 1	Body & Hotspot	O-QPSK (2.4 GHz)	802.15.4 PS1 Mode B	5	Back	Mid	2440	99.07%	20.00	18.80	0.501	0.667	0.232	0.309	
ANT 1	Body & Hotspot	O-QPSK (2.4 GHz)	802.15.4 PS1 Mode B	5	Front	Mid	2440	99.07%	20.00	18.80	0.312	0.415	0.155	0.206	
ANT 1	Body & Hotspot	O-QPSK (2.4 GHz)	802.15.4 PS1 Mode B	5	Back (Offset)	Mid	2440	99.07%	20.00	18.80	0.511	0.680	0.244	0.325	
ANT 1	Hotspot	O-QPSK (2.4 GHz)	802.15.4 PS1 Mode B	5	Edge Right	Mid	2440	99.07%	20.00	18.80	0.476	0.633	0.210	0.279	
ANT 1	Hotspot	O-QPSK (2.4 GHz)	802.15.4 PS1 Mode B	5	Edge Bottom	Mid	2440	99.07%	20.00	18.80	0.119	0.158	0.050	0.067	
ANT 1	Hotspot	O-QPSK (2.4 GHz)	802.15.4 PS1 Mode B	5	Edge Left	Mid	2440	99.07%	20.00	18.80	0.009	0.012	0.004	0.005	
Antenna(s)	RF Exposure Condition(s)	Mode(s)	Power Mode(s)	Dist. (mm)	Test Position(s)	Channel	Freq. (MHz)	Duty Cycle (%)	Max Output Pwr (dBm)	Meas. (dBm)	1-g Meas. (W/kg)	1-g Scaled (W/kg)	10-g Meas. (W/kg)	10-g Scaled (W/kg)	Plot No.
ANT 2	Head	O-QPSK (2.4 GHz)	802.15.4 PS1 Mode A	0	Left Cheek	Mid	2440	99.07%	20.00	18.70	0.253	0.344	0.123	0.167	
ANT 2	Head	O-QPSK (2.4 GHz)	802.15.4 PS1 Mode A	0	Left Tilt	Mid	2440	99.07%	20.00	18.70	0.268	0.365	0.117	0.159	
ANT 2	Head	O-QPSK (2.4 GHz)	802.15.4 PS1 Mode A	0	Right Cheek	Low	2405	99.07%	20.00	18.70	0.714	0.972	0.323	0.440	
ANT 2	Head	O-QPSK (2.4 GHz)	802.15.4 PS1 Mode A	0	Right Cheek	Mid	2440	99.07%	20.00	18.70	0.685	0.933	0.321	0.437	
ANT 2	Head	O-QPSK (2.4 GHz)	802.15.4 PS1 Mode A	0	Right Cheek	High	2480	99.07%	20.00	18.70	0.743	**1.012**	0.339	0.462	146
ANT 2	Head	O-QPSK (2.4 GHz)	802.15.4 PS1 Mode A	0	Right Tilt	Mid	2440	99.07%	20.00	18.70	0.490	0.667	0.217	0.295	
ANT 2	Body & Hotspot	O-QPSK (2.4 GHz)	802.15.4 PS1 Mode B	5	Back	Mid	2440	99.07%	20.00	18.70	0.524	**0.713**	0.235	0.320	147
ANT 2	Body & Hotspot	O-QPSK (2.4 GHz)	802.15.4 PS1 Mode B	5	Front	Mid	2440	99.07%	20.00	18.70	0.465	0.633	0.277	0.377	
ANT 2	Hotspot	O-QPSK (2.4 GHz)	802.15.4 PS1 Mode B	5	Edge Top	Mid	2440	99.07%	20.00	18.70	0.330	0.449	0.136	0.185	
ANT 2	Hotspot	O-QPSK (2.4 GHz)	802.15.4 PS1 Mode B	5	Edge Right	Mid	2440	99.07%	20.00	18.70	0.040	0.054	0.020	0.027	
ANT 2	Hotspot	O-QPSK (2.4 GHz)	802.15.4 PS1 Mode B	5	Edge Left	Mid	2440	99.07%	20.00	18.70	0.540	**0.735**	0.245	0.334	148
Antenna(s)	RF Exposure Condition(s)	Mode(s)	Power Mode(s)	Dist. (mm)	Test Position(s)	Channel	Freq. (MHz)	Duty Cycle (%)	Max Output Pwr (dBm)	Meas. (dBm)	1-g Meas. (W/kg)	1-g Scaled (W/kg)	10-g Meas. (W/kg)	10-g Scaled (W/kg)	Plot No.
ANT 1	Body & Hotspot	O-QPSK (2.4 GHz)	802.15.4 PS3 Mode B	5	Back	Mid	2440	99.07%	19.25	17.40	0.341	0.527	0.161	0.249	
ANT 1	Body & Hotspot	O-QPSK (2.4 GHz)	802.15.4 PS3 Mode B	5	Back (Offset)	Mid	2440	99.07%	19.25	17.40	0.252	0.389	0.121	0.187	
ANT 1	Hotspot	O-QPSK (2.4 GHz)	802.15.4 PS3 Mode B	5	Edge Right	Mid	2440	99.07%	19.25	17.40	0.384	0.593	0.171	0.264	
Antenna(s)	RF Exposure Condition(s)	Mode(s)	Power Mode(s)	Dist. (mm)	Test Position(s)	Channel	Freq. (MHz)	Duty Cycle (%)	Max Output Pwr (dBm)	Meas. (dBm)	1-g Meas. (W/kg)	1-g Scaled (W/kg)	10-g Meas. (W/kg)	10-g Scaled (W/kg)	Plot No.
ANT 2	Head	O-QPSK (2.4 GHz)	802.15.4 PS3 Mode A	0	Right Cheek	Mid	2440	99.07%	17.50	16.60	0.450	0.559	0.203	0.252	
ANT 2	Head	O-QPSK (2.4 GHz)	802.15.4 PS3 Mode A	0	Right Tilt	Mid	2440	99.07%	17.50	16.60	0.151	0.188	0.066	0.082	
ANT 2	Body & Hotspot	O-QPSK (2.4 GHz)	802.15.4 PS3 Mode B	5	Back	Mid	2440	99.07%	19.50	17.50	0.351	0.562	0.156	0.250	
ANT 2	Hotspot	O-QPSK (2.4 GHz)	802.15.4 PS3 Mode B	5	Edge Left	Mid	2440	99.07%	19.50	17.50	0.145	0.232	0.064	0.102	
Antenna(s)	RF Exposure Condition(s)	Mode(s)	Power Mode(s)	Dist. (mm)	Test Position(s)	Channel	Freq. (MHz)	Duty Cycle (%)	Max Output Pwr (dBm)	Meas. (dBm)	1-g Meas. (W/kg)	1-g Scaled (W/kg)	10-g Meas. (W/kg)	10-g Scaled (W/kg)	Plot No.
ANT 1	Body & Hotspot	O-QPSK (2.4 GHz)	802.15.4 PS4 Mode B	5	Back	Mid	2440	99.07%	18.50	17.40	0.341	0.443	0.161	0.209	
ANT 1	Body & Hotspot	O-QPSK (2.4 GHz)	802.15.4 PS4 Mode B	5	Back (Offset)	Mid	2440	99.07%	18.50	17.40	0.252	0.328	0.121	0.157	
ANT 1	Hotspot	O-QPSK (2.4 GHz)	802.15.4 PS4 Mode B	5	Edge Right	Mid	2440	99.07%	18.50	17.40	0.384	0.499	0.171	0.222	
Antenna(s)	RF Exposure Condition(s)	Mode(s)	Power Mode(s)	Dist. (mm)	Test Position(s)	Channel	Freq. (MHz)	Duty Cycle (%)	Max Output Pwr (dBm)	Meas. (dBm)	1-g Meas. (W/kg)	1-g Scaled (W/kg)	10-g Meas. (W/kg)	10-g Scaled (W/kg)	Plot No.
ANT 2	Head	O-QPSK (2.4 GHz)	802.15.4 PS4 Mode A	0	Right Cheek	Mid	2440	99.07%	16.75	16.60	0.450	0.470	0.203	0.212	
ANT 2	Head	O-QPSK (2.4 GHz)	802.15.4 PS4 Mode A	0	Right Tilt	Mid	2440	99.07%	16.75	16.60	0.151	0.158	0.066	0.069	
ANT 2	Body & Hotspot	O-QPSK (2.4 GHz)	802.15.4 PS4 Mode B	5	Back	Mid	2440	99.07%	18.75	17.50	0.351	0.472	0.156	0.210	
ANT 2	Hotspot	O-QPSK (2.4 GHz)	802.15.4 PS4 Mode B	5	Edge Left	Mid	2440	99.07%	18.75	17.50	0.145	0.195	0.064	0.086	
Antenna(s)	RF Exposure Condition(s)	Mode(s)	Power Mode(s)	Dist. (mm)	Test Position(s)	Channel	Freq. (MHz)	Duty Cycle (%)	Max Output Pwr (dBm)	Meas. (dBm)	1-g Meas. (W/kg)	1-g Scaled (W/kg)	10-g Meas. (W/kg)	10-g Scaled (W/kg)	Plot No.
ANT 1	Body & Hotspot	O-QPSK (2.4 GHz)	802.15.4 PS5 Mode B	5	Back	Mid	2440	99.07%	17.50	17.40	0.341	0.352	0.161	0.166	
ANT 1	Body & Hotspot	O-QPSK (2.4 GHz)	802.15.4 PS5 Mode B	5	Back (Offset)	Mid	2440	99.07%	17.50	17.40	0.252	0.260	0.121	0.125	
ANT 1	Hotspot	O-QPSK (2.4 GHz)	802.15.4 PS5 Mode B	5	Edge Right	Mid	2440	99.07%	17.50	17.40	0.384	0.397	0.171	0.177	
Antenna(s)	RF Exposure Condition(s)	Mode(s)	Power Mode(s)	Dist. (mm)	Test Position(s)	Channel	Freq. (MHz)	Duty Cycle (%)	Max Output Pwr (dBm)	Meas. (dBm)	1-g Meas. (W/kg)	1-g Scaled (W/kg)	10-g Meas. (W/kg)	10-g Scaled (W/kg)	Plot No.
ANT 2	Head	O-QPSK (2.4 GHz)	802.15.4 PS5 Mode A	0	Right Cheek	Mid	2440	99.07%	15.75	16.60	0.450	0.373	0.203	0.168	
ANT 2	Head	O-QPSK (2.4 GHz)	802.15.4 PS5 Mode A	0	Right Tilt	Mid	2440	99.07%	15.75	16.60	0.151	0.125	0.066	0.055	
ANT 2	Body & Hotspot	O-QPSK (2.4 GHz)	802.15.4 PS5 Mode B	5	Back	Mid	2440	99.07%	17.75	17.50	0.351	0.375	0.156	0.167	
ANT 2	Hotspot	O-QPSK (2.4 GHz)	802.15.4 PS5 Mode B	5	Edge Left	Mid	2440	99.07%	17.75	17.50	0.145	0.155	0.064	0.068	
Antenna(s)	RF Exposure Condition(s)	Mode(s)	Power Mode(s)	Dist. (mm)	Test Position(s)	Channel	Freq. (MHz)	Duty Cycle (%)	Max Output Pwr (dBm)	Meas. (dBm)	1-g Meas. (W/kg)	1-g Scaled (W/kg)	10-g Meas. (W/kg)	10-g Scaled (W/kg)	Plot No.
ANT 1	Body & Hotspot	O-QPSK (2.4 GHz)	802.15.4 PS6 Mode B	5	Back	Mid	2440	99.07%	16.25	17.40	0.341	0.264	0.161	0.125	
ANT 1	Body & Hotspot	O-QPSK (2.4 GHz)	802.15.4 PS6 Mode B	5	Back (Offset)	Mid	2440	99.07%	16.25	17.40	0.252	0.195	0.121	0.094	
ANT 1	Hotspot	O-QPSK (2.4 GHz)	802.15.4 PS6 Mode B	5	Edge Right	Mid	2440	99.07%	16.25	17.40	0.384	0.297	0.171	0.132	
Antenna(s)	RF Exposure Condition(s)	Mode(s)	Power Mode(s)	Dist. (mm)	Test Position(s)	Channel	Freq. (MHz)	Duty Cycle (%)	Max Output Pwr (dBm)	Meas. (dBm)	1-g Meas. (W/kg)	1-g Scaled (W/kg)	10-g Meas. (W/kg)	10-g Scaled (W/kg)	Plot No.
ANT 2	Head	O-QPSK (2.4 GHz)	802.15.4 PS6 Mode A	0	Right Cheek	Mid	2440	99.07%	14.50	16.60	0.450	0.280	0.203	0.126	
ANT 2	Head	O-QPSK (2.4 GHz)	802.15.4 PS6 Mode A	0	Right Tilt	Mid	2440	99.07%	14.50	16.60	0.151	0.094	0.066	0.041	
ANT 2	Body & Hotspot	O-QPSK (2.4 GHz)	802.15.4 PS6 Mode B	5	Back	Mid	2440	99.07%	16.50	17.50	0.351	0.281	0.156	0.125	
ANT 2	Hotspot	O-QPSK (2.4 GHz)	802.15.4 PS6 Mode B	5	Edge Left	Mid	2440	99.07%	16.50	17.50	0.145	0.116	0.064	0.051	

Notes:

SAR Testing was performed at 100% Duty Cycle. Reported SAR is scaled down to 60% Duty Cycle to match actual transmission.

This report shall not be reproduced without the written approval of UL Verification Services Inc.

10.46. 802.15.4ab - NB

Antenna(s)	RF Exposure Condition(s)	Mode(s)	Power Mode(s)	Dist. (mm)	Test Position(s)	Channel	Freq. (MHz)	Duty Cycle (%)	Max Output Pwr (dBm)	Meas. (dBm)	1-g Meas. (W/kg)	1-g Scaled (W/kg)	10-g Meas. (W/kg)	10-g Scaled (W/kg)	Plot No.
ANT 6	Head	O-QPSK (5 GHz)	Mode A	0	Left Cheek	Mid	5786.25	9.68%	20.5	18.6	0.000	**0.000**	0.000	0.000	149
ANT 6	Head	O-QPSK (5 GHz)	Mode A	0	Left Tilt	Mid	5786.25	9.68%	20.5	18.6	0.000	0.000	0.000	0.000	
ANT 6	Head	O-QPSK (5 GHz)	Mode A	0	Right Cheek	Mid	5786.25	9.68%	20.5	18.6	0.000	0.000	0.000	0.000	
ANT 6	Head	O-QPSK (5 GHz)	Mode A	0	Right Tilt	Mid	5786.25	9.68%	20.5	18.6	0.000	0.000	0.000	0.000	
ANT 6	Body & Hotspot	O-QPSK (5 GHz)	Mode B	5	Back	Mid	5786.25	9.68%	13.5	12.8	0.068	**0.083**	0.015	0.018	150
ANT 6	Body & Hotspot	O-QPSK (5 GHz)	Mode B	5	Front	Mid	5786.25	9.68%	13.5	12.8	0.000	0.000	0.000	0.000	
ANT 6	Hotspot	O-QPSK (5 GHz)	Mode B	5	Edge Top	Mid	5786.25	9.68%	13.5	12.8	0.000	0.000	0.000	0.000	

10.47. NFC

Antenna	RF Exposure Conditions	Mode	Dist. (mm)	Test Position	Freq. (MHz)	1-g Meas. (W/kg)	10-g Meas. (W/kg)	Plot No.
Primary	Extremity	Type A	0	Back	13.56	0.000	**0.000**	151
	Extremity	Type A	0	Front	13.56	0.000	0.000	
	Extremity	Type A	0	Edge Top	13.56	0.000	0.000	
	Extremity	Type A	0	Edge Left	13.56	0.000	0.000	
Antenna	RF Exposure Conditions	Mode	Dist. (mm)	Test Position	Freq. (MHz)	1-g Meas. (W/kg)	10-g Meas. (W/kg)	Plot No.
Secondary	Extremity	Type A	0	Back	13.56	0.000	0.000	
	Extremity	Type A	0	Front	13.56	0.000	0.000	
	Extremity	Type A	0	Edge Right	13.56	0.000	0.000	
	Extremity	Type A	0	Edge Left	13.56	0.000	0.000	

This report shall not be reproduced without the written approval of UL Verification Services Inc.

11. SAR Measurement Variability

In accordance with published RF Exposure KDB 865664 D01 SAR measurement 100 MHz to 6 GHz. These additional measurements are repeated after the completion of all measurements requiring the same head or body tissue-equivalent medium in a frequency band. The test device should be returned to ambient conditions (normal room temperature) with the battery fully charged before it is re-mounted on the device holder for the repeated measurement(s) to minimize any unexpected variations in the repeated results.

1) Repeated measurement is not required when the original highest measured SAR is < 0.8 or 2 W/kg (1-g or 10-g respectively); steps 2) through 4) do not apply.
2) When the original highest measured SAR is ≥ 0.8 or 2 W/kg (1-g or 10-g respectively), repeat that measurement once.
3) Perform a second repeated measurement only if the ratio of largest to smallest SAR for the original and first repeated measurements is > 1.20 or when the original or repeated measurement is ≥ 1.45 or 3.6 W/kg (~ 10% from the 1-g or 10-g respective SAR limit).
4) Perform a third repeated measurement only if the original, first, or second repeated measurement is ≥ 1.5 or 3.75 W/kg (1-g or 10-g respectively) and the ratio of largest to smallest SAR for the original, first and second repeated measurements is > 1.20.

1-g Repeated Measurements

Frequency Band (MHz)	Air Interface	Antenna	Pow er Mode(s)	RF Exposure Conditions	Test Position	Repeated SAR (Yes/No)	Highest Measured SAR (W/kg)	First Repeated	
								Measured SAR (W/kg)	Largest to Smallest SAR Ratio
700	LTE B13	ANT 2	Mode A	Head	Right Tilt	Yes	0.953	0.928	1.03
850	LTE B26	ANT 2	Mode A	Head	Right Cheek	Yes	0.897	0.754	1.19
1700	W-CDMA B4	ANT 1	Mode B	Body & Hotspot	Back (Offset)	Yes	1.020	1.000	1.02
1900	GSM 1900	ANT 2	Mode A	Head	Right Cheek	Yes	0.989	0.854	1.16
2300	FR1 n30	ANT 3	Mode B	Hotspot	Edge Left	Yes	0.998	0.925	1.08
2450	FR1 n53	ANT 4	Mode A	Head	Left Cheek	Yes	0.879	0.876	1.00
2500	LTE B7	ANT 2	Mode A	Head	Right Cheek	Yes	0.874	0.801	1.09
2600	LTE B41	ANT 1	Mode B	Body & Hotspot	Back	Yes	0.891	0.772	1.15
3600	FR1 n77 Block C	ANT 4	Mode A	Head	Left Cheek	Yes	1.090	1.050	1.04
5300	Wi-Fi 5.3 GHz	ANT 5	Mode B	Body & Hotspot	Back	No	0.834	0.806	1.03
5500	Wi-Fi 5.5 GHz	ANT 5	Mode B	Body & Hotspot	Back	Yes	0.820	0.771	1.06
5800	Wi-Fi 5.8 GHz	ANT 6	Mode B	Body & Hotspot	Back	Yes	0.904	0.840	1.08

Note(s):

Second Repeated Measurement is not required since the ratio of the largest to smallest SAR for the original and first repeated measurement is < 1.20.

10-g Repeated Measurements

Frequency Band (MHz)	Air Interface	Antenna	Pow er Mode(s)	RF Exposure Conditions	Test Position	Repeated SAR (Yes/No)	Highest Measured SAR (W/kg)	First Repeated	
								Measured SAR (W/kg)	Largest to Smallest SAR Ratio
1600	MSS	ANT 2	Mode B	Extremity	Edge Left	Yes	2.160	2.080	1.04

This report shall not be reproduced without the written approval of UL Verification Services Inc.

12. Simultaneous Transmission Conditions

KDB 447498 D01 General RF Exposure Guidance provides two procedures for determining simultaneous transmission SAR test exclusion: Sum of SAR and SAR to Peak Location Ratio (SPLSR)

Sum of SAR

To qualify for simultaneous transmission SAR test exclusion based upon Sum of SAR the sum of the reported standalone SARs for all simultaneously transmitting antennas shall be below the applicable standalone SAR limit. If the sum of the SARs is above the applicable limit then simultaneous transmission SAR test exclusion may still apply if the requirements of the SAR to Peak Location Ratio (SPLSR) evaluation are met.

SAR to Peak Location Ratio (SPLSR)

KDB 447498 D01 General RF Exposure Guidance explains how to calculate the SAR to Peak Location Ratio (SPLSR) between pairs of simultaneously transmitting antennas:

$$SPLSR = (SAR_1 + SAR_2)^{1.5} / Ri$$

Where:

SAR_1 is the highest reported or estimated SAR for the first of a pair of simultaneous transmitting antennas, in a specific test operating mode and exposure condition

SAR_2 is the highest reported or estimated SAR for the second of a pair of simultaneous transmitting antennas, in the same test operating mode and exposure condition as the first

Ri is the separation distance between the pair of simultaneous transmitting antennas. When the SAR is measured, for both antennas in the pair, it is determined by the actual x, y and z coordinates in the 1-g SAR for each SAR peak location, based on the extrapolated and interpolated result in the zoom scan measurement, using the formula of

$$[(x_1-x_2)^2 + (y_1-y_2)^2 + (z_1-z_2)^2]$$

In order for a pair of simultaneous transmitting antennas with the sum of 1-g SAR > 1.6 W/kg to qualify for exemption from Simultaneous Transmission SAR measurements, it has to satisfy the condition of:

$$(SAR_1 + SAR_2)^{1.5} / Ri \leq 0.04$$

When an individual antenna transmits at on two bands simultaneously, the sum of the highest *reported* SAR for the frequency bands should be used to determine SAR_1.or SAR_2. When SPLSR is necessary, the smallest distance between the peak SAR locations for the antenna pair with respect to the peaks from each antenna should be used.

The antennas in all antenna pairs that do not qualify for simultaneous transmission SAR test exclusion must be tested for SAR compliance, according to the enlarged zoom scan and volume scan post-processing procedures in KDB Publication 865664 D01

Simultaneous transmission SAR measurement

When simultaneous transmission SAR measurements are required in different frequency bands not covered by a single probe calibration point then separate tests for each frequency band are performed. The tests are performed using enlarged zoom scans which are processed, by means of superposition, using the DASY volume scan post-processing procedures to determine the 1-g SAR for the aggregate SAR distribution.

The spatial resolution used for all enlarged zoom scans is the same as used for the most stringent zoom scans. I.E. the scan parameters required for the highest frequency assessed are used for all enlarged zoom scans. The scans cover the complete area of the device to ensure all transmitting antennas and radiating structures are assessed.

DASY provides the ability to perform Multiband Evaluations according to the latest standards using the Volume Scan job as well as appropriate routines for the post-processing.

In order to extract and process measurements within different frequency bands, the SEMCAD X Post-processor performs the combination and subsequent superposition of these measurement data via DASY = Combined MultiBand Averaged SAR.

Combined Multi Band Averaged SAR allows - in addition to the data extraction - an evaluation of the 1 g, 10 g and/or arbitrary averaged mass SAR.
Power Scaling Factor is used to allow the volume scans to be scaled by a value other than "1", this is important when the results need to be scaled to different maximum power levels. The Power Scaling Factor is applied to each

This report shall not be reproduced without the written approval of UL Verification Services Inc.

individual point of the scan. When power scaling is used in multi-band combinations the scaling factor is applied to each individual point of the first scan, the second factor is then applied to each individual point of the second scan and so on. The scans are then combined.

Simultaneous transmission SAR Exclusion

According to KDB 248227 D01, simultaneous SAR provisions in KDB 447498 D01 apply to determine simultaneous transmission SAR test exclusion for Wi-Fi MIMO. If the sum of 1-g single transmission chain SAR measurements is <1.6W/kg and/or the MIMO output power is equal or less than a single chain, then no additional SAR measurements for simultaneously at the specified maximum output power of MIMO operation.

When antennas are spatially separated to the extent that SAR distributions do not overlap and can be treated independently, SAR compliance for simultaneous transmission is determined separately for each individual antenna.

In AirPlay mode, the device uses same power and power control mechanism as Wi-Fi. AirPlay is not supported in hotspot mode. AirPlay utilize the same 802.11 modes, modulation, MIMO, Channel Bandwidth, etc. as Wi-Fi does. Therefore, AirPlay usage is categorized by the Wi-Fi SAR testing contained in Section 10.

Simultaneous Analysis was performed on the worst case WWAN Antenna result per Power State combined with the worst case reported Connectivity result, across all technologies and antennas, per Power State.

The simultaneous transmission possibilities for this device are listed as below.

Configuration	Wi-Fi 2.4GHz	Wi-Fi 5 GHz	Wi-Fi 6GHz	BT 2.4GHz	NB U-NB (U-NB 1, 3 & 8)	802.15.4	802.15.4ab
Wi-Fi Single Band							
1	1 Tx, 2 Tx						
2		1 Tx, 2 Tx					
3			1 Tx, 2 Tx				
BT/NB UNII Single Band							
4				1 Tx, 2 Tx BF			
5					1 Tx, 2 Tx BF		
Wi-Fi Dual Band							
6	1 Tx, 2 Tx	1 Tx, 2 Tx					
7	1 Tx, 2 Tx		1 Tx, 2 Tx				
BT/NB UNII Dual Band							
8				1 Tx, 2 Tx BF	1 Tx, 2 Tx BF		
Wi-Fi in 2.4GHz and BT/NB UNII							
9[1]	1 Tx			1 Tx			
10	1 Tx, 2 Tx				1 Tx, 2 Tx BF		
BT in 2.4GHz and Wi-Fi							
11		1 Tx, 2 Tx		1 Tx, 2 Tx BF			
12			1 Tx, 2 Tx	1 Tx, 2 Tx BF			
Wi-Fi Dual Band and BT							
13[1]	1 Tx	1 Tx, 2 Tx		1 Tx			
14[1]	1 Tx		1 Tx, 2 Tx	1 Tx			
BT/NB UNII Dual Band and Wi-Fi							
15[1]	1 Tx			1 Tx	1 Tx, 2 Tx BF		
802.15.4							
16						1 Tx	
Wi-Fi and 802.15.4							
17[1]	1 Tx					1 Tx	
18		1 Tx, 2 TX				1 Tx	
19			1 Tx, 2Tx			1 Tx	
Wi-Fi Dual Band and 802.15.4							
20[1]	1 Tx	1 Tx, 2 Tx				1 Tx	
21[1]	1 Tx		1 Tx, 2 Tx			1 Tx	
NB UNII and 802.15.4							
22					1 Tx, 2 Tx BF	1 Tx	
Wi-Fi and NB UNII and 802.15.4							
23[1]	1 Tx				1 Tx, 2 Tx BF	1 Tx	
802.15.4ab							
24							1 Tx
802.15.4ab and Wi-Fi							
25	1 Tx, 2 Tx						1 Tx
802.15.4ab and BT							
26				1 Tx, 2 Tx BF			1 Tx
802.15.4ab and Wi-Fi and BT							
27	1 Tx			1 Tx			1 Tx
802.15.4ab and 802.15.4							
28						1 Tx	1 Tx

Note(s):

1. Wi-Fi 2.4 GHz & Bluetooth 2.4 GHz cannot transmit simultaneously on the same antenna.
2. 802.15.4 & Wi-Fi 2.4 GHz cannot transmit simultaneously on the same antenna.
3. TxBF: Focusing the 2 Tx signal towards receiving device.
4. This device supports Real Simultaneous Dual Band (RSDB).
5. Wi-Fi SISO mode SAR result can also represent MIMO mode SAR and is used for MIMO mode simultaneous transmission analysis because antennas are not overlapping, and the MIMO mode maximum power is equal or less than SISO mode.
6. 5G NR only supports NSA mode.
7. MSS and Cellular cannot transmit simultaneously.
8. Cellular radio or MSS may transmit simultaneously with the Wi-Fi/BT/NB UNII/802.15.4/802.15.4ab radios configurations.
9. For EN-DC mode, the dynamic budget time averaging algorithm (TAS) in WWAN adds directly to the RF exposure from 4G (LTE) and 5G NR. The TAS algorithm controls the total RF exposure from both 4G and 5G NR to not exceed FCC limit. Therefore, simultaneous transmission compliance between 4G+5G NR operation is demonstrated in the *Cellular TAS and Dynamic Budget Sharing Validation Test Report* during algorithm validation. In this report, simultaneous transmission compliance was evaluated individually with other Radios (WLAN or BT) using one of 4G or 5G NR.

This report shall not be reproduced without the written approval of UL Verification Services Inc.

12.1. Connectivity (1) & Connectivity (2)

Standalone SAR (W/kg)		∑ 1-g SAR (W/kg)
Connectivity 1	Connectivity 2	**Connectivity + Connectivity**
1.190	0.400	1.590

Note(s):

- All technologies that are defined as Connectivity (Wi-Fi 2.4/5/6 GHz, Bluetooth, NB U-NII, and 802.15.4) are controlled through a TAS algorithm to never exceed the sum of SAR limit shown above. Please refer to 15496282-S8 for details and verification of the TAS algorithm's functionality.
- The table above is an example only showing the maximum allowed Sum of SAR.

12.2. Connectivity (1) & Connectivity (2) & 802.15.4ab

Standalone SAR (W/kg)			∑ 1-g SAR (W/kg)
Connectivity 1	Connectivity 2	802.15.4ab	**Connectivity + Connectivity + 802.15.4ab**
1.090	0.400	0.100	1.590

Note(s):

- All technologies that are defined as Connectivity (Wi-Fi 2.4/5/6 GHz, Bluetooth, NB U-NII, and 802.15.4) are controlled through a TAS algorithm to never exceed the sum of SAR limit shown above. Please refer to 15496282-S8 for details and verification of the TAS algorithm's functionality.
- The table above is an example only showing the maximum allowed Sum of SAR.

This report shall not be reproduced without the written approval of UL Verification Services Inc.

12.3. WWAN PS1(TNE) & Connectivity

RF Exposure conditions	Test Position	Standalone SAR (W/kg)											∑ 1-g SAR (W/kg)
		15	41	42	53	54	65	66	89	90	77	78	15+(41/42/53/54/65/66/89/90/77/78)
		WWAN (TNE) Pstate 1	Wi-Fi 2.4G Pstate 5 ANT1	Wi-Fi 2.4G Pstate 5 ANT2	Wi-Fi 5/6G Pstate 5 ANT5	Wi-Fi 5/6G Pstate 5 ANT6	BT Pstate 5 ANT1	BT Pstate 5 ANT2	802.15.4 Pstate 5 ANT1	802.15.4 Pstate 5 ANT2	NB UNII Pstate 5 ANT5	NB UNII Pstate 5 ANT6	WWAN (TNE) + Connectivity
Head	Left Cheek	1.186	0.134	0.246	0.039	0.000	0.064	0.000	0.073	0.000	0.000	0.002	**1.431**
	Left Tilt	0.278	0.134	0.246	0.039	0.000	0.064	0.000	0.059	0.000	0.000	0.002	0.524
	Right Cheek	0.433	0.134	0.394	0.039	0.000	0.140	0.374	0.132	0.373	0.000	0.012	0.827
	Right Tilt	0.241	0.134	0.246	0.039	0.000	0.050	0.244	0.051	0.125	0.000	0.000	0.486
Body-worn & Hotspot	Back	0.848	0.293	0.397	0.381	0.397	0.332	0.385	0.352	0.375	0.393	0.393	1.245
	Front	0.694	0.293	0.353	0.381	0.397	0.000	0.326	0.000	0.000	0.000	0.000	1.091
Hotspot	Edge Top	0.149	0.389	0.383	0.093	0.000	0.000	0.000	0.000	0.000	0.000	0.000	0.538
	Edge Right	1.135	0.389	0.383	0.093	0.000	0.389	0.000	0.397	0.000	0.065	0.000	1.531
	Edge Bottom	0.195	0.389	0.383	0.093	0.000	0.000	0.000	0.000	0.000	0.000	0.000	0.584
	Edge Left	0.639	0.389	0.383	0.093	0.000	0.000	0.286	0.000	0.155	0.000	0.000	1.027

12.4. WWAN PS1(PCE) & Connectivity

RF Exposure conditions	Test Position	Standalone SAR (W/kg)											∑ 1-g SAR (W/kg)
		14	41	42	53	54	65	66	89	90	77	78	14+(41/42/53/54/65/66/89/90/77/78)
		WWAN (PCE) Pstate 1	Wi-Fi 2.4G Pstate 5 ANT1	Wi-Fi 2.4G Pstate 5 ANT2	Wi-Fi 5/6G Pstate 5 ANT5	Wi-Fi 5/6G Pstate 5 ANT6	BT Pstate 5 ANT1	BT Pstate 5 ANT2	802.15.4 Pstate 5 ANT1	802.15.4 Pstate 5 ANT2	NB UNII Pstate 5 ANT5	NB UNII Pstate 5 ANT6	WWAN (PCE) + Connectivity
Head	Left Cheek	1.190	0.134	0.246	0.039	0.000	0.064	0.000	0.073	0.000	0.000	0.002	1.435
	Left Tilt	0.856	0.134	0.246	0.039	0.000	0.064	0.000	0.059	0.000	0.000	0.002	1.102
	Right Cheek	1.185	0.134	0.394	0.039	0.000	0.140	0.374	0.132	0.373	0.000	0.012	**1.579**
	Right Tilt	1.146	0.134	0.246	0.039	0.000	0.050	0.244	0.051	0.125	0.000	0.000	1.391
Body-worn & Hotspot	Back	1.187	0.293	0.397	0.381	0.397	0.332	0.385	0.352	0.375	0.393	0.393	**1.584**
	Front	1.153	0.293	0.353	0.381	0.397	0.000	0.326	0.000	0.000	0.000	0.000	1.550
Hotspot	Edge Top	0.000	0.389	0.383	0.093	0.000	0.000	0.000	0.000	0.000	0.000	0.000	0.389
	Edge Right	1.176	0.389	0.383	0.093	0.000	0.389	0.000	0.397	0.000	0.065	0.000	1.573
	Edge Bottom	1.090	0.389	0.383	0.093	0.000	0.000	0.000	0.000	0.000	0.000	0.000	1.479
	Edge Left	1.189	0.389	0.383	0.093	0.000	0.000	0.286	0.000	0.155	0.000	0.000	1.578

12.5. WWAN PS1(CBE) & Connectivity

RF Exposure conditions	Test Position	Standalone SAR (W/kg)											∑ 1-g SAR (W/kg)
		16	41	42	53	54	65	66	89	90	77	78	16+(41/42/53/54/65/66/89/90/77/78)
		WWAN (CBE) Pstate 1	Wi-Fi 2.4G Pstate 5 ANT1	Wi-Fi 2.4G Pstate 5 ANT2	Wi-Fi 5/6G Pstate 5 ANT5	Wi-Fi 5/6G Pstate 5 ANT6	BT Pstate 5 ANT1	BT Pstate 5 ANT2	802.15.4 Pstate 5 ANT1	802.15.4 Pstate 5 ANT2	NB UNII Pstate 5 ANT5	NB UNII Pstate 5 ANT6	WWAN (CBE) + Connectivity
Head	Left Cheek	1.177	0.134	0.246	0.039	0.000	0.064	0.000	0.073	0.000	0.000	0.002	1.422
	Left Tilt	0.446	0.134	0.246	0.039	0.000	0.064	0.000	0.059	0.000	0.000	0.002	0.691
	Right Cheek	1.171	0.134	0.394	0.039	0.000	0.140	0.374	0.132	0.373	0.000	0.012	1.565
	Right Tilt	0.407	0.134	0.246	0.039	0.000	0.050	0.244	0.051	0.125	0.000	0.000	0.653
Body-worn & Hotspot	Back	1.162	0.293	0.397	0.381	0.397	0.332	0.385	0.352	0.375	0.393	0.393	1.559
	Front	0.997	0.293	0.353	0.381	0.397	0.000	0.326	0.000	0.000	0.000	0.000	1.394
Hotspot	Edge Top	0.135	0.389	0.383	0.093	0.000	0.000	0.000	0.000	0.000	0.000	0.000	0.523
	Edge Right	1.171	0.389	0.383	0.093	0.000	0.389	0.000	0.397	0.000	0.065	0.000	1.568
	Edge Bottom	0.713	0.389	0.383	0.093	0.000	0.000	0.000	0.000	0.000	0.000	0.000	1.102
	Edge Left	1.183	0.389	0.383	0.093	0.000	0.000	0.286	0.000	0.155	0.000	0.000	1.572

12.6. WWAN PS1(TNE) & Connectivity & 802.15.4ab

RF Exposure conditions	Test Position	Standalone SAR (W/kg)												∑ 1-g SAR (W/kg)
		15	43	44	55	56	67	68	91	92	79	80	93	15+(43/44/55/56/67/68/91/92/79/80)+81
		WWAN (TNE) Pstate 1	Wi-Fi 2.4G Pstate 6 ANT1	Wi-Fi 2.4G Pstate 6 ANT2	Wi-Fi 5/6G Pstate 6 ANT5	Wi-Fi 5/6G Pstate 6 ANT6	BT Pstate 6 ANT1	BT Pstate 6 ANT2	802.15.4 Pstate 6 ANT1	802.15.4 Pstate 6 ANT2	NB UNII Pstate 6 ANT5	NB UNII Pstate 6 ANT6	802.15.4ab ANT 6	WWAN (TNE) + Connectivity + 802.15.4ab
Head	Left Cheek	1.186	0.134	0.184	0.000	0.000	0.064	0.000	0.073	0.000	0.000	0.002	0.000	1.370
	Left Tilt	0.278	0.134	0.184	0.000	0.000	0.064	0.000	0.059	0.000	0.000	0.002	0.000	0.462
	Right Cheek	0.433	0.134	0.295	0.000	0.000	0.140	0.280	0.132	0.280	0.000	0.012	0.000	0.728
	Right Tilt	0.241	0.134	0.184	0.000	0.000	0.050	0.183	0.051	0.094	0.000	0.000	0.000	0.425
Body-worn & Hotspot	Back	0.848	0.220	0.298	0.286	0.298	0.249	0.288	0.264	0.281	0.295	0.294	0.083	1.362
	Front	0.694	0.220	0.265	0.286	0.298	0.000	0.245	0.000	0.000	0.000	0.000	0.000	0.914
Hotspot	Edge Top	0.149	0.291	0.287	0.070	0.000	0.000	0.000	0.000	0.000	0.000	0.000	0.000	0.440
	Edge Right	1.135	0.291	0.287	0.070	0.000	0.292	0.000	0.297	0.000	0.049	0.000	0.000	1.475
	Edge Bottom	0.195	0.291	0.287	0.070	0.000	0.000	0.000	0.000	0.000	0.000	0.000	0.000	0.487
	Edge Left	0.639	0.291	0.287	0.070	0.000	0.000	0.214	0.000	0.116	0.000	0.000	0.000	0.930

This report shall not be reproduced without the written approval of UL Verification Services Inc.

12.7. WWAN PS1(PCE) & Connectivity & 802.15.4ab

RF Exposure conditions	Test Position	Standalone SAR (W/kg)												∑ 1-g SAR (W/kg)
		14	43	44	55	56	67	68	91	92	79	80	93	14+(43/44/55/56/67/68/91/92/79/80)+81
		WWAN (PCE) Pstate 1	Wi-Fi 2.4G Pstate 6 ANT1	Wi-Fi 2.4G Pstate 6 ANT2	Wi-Fi 5/6G Pstate 6 ANT5	Wi-Fi 5/6G Pstate 6 ANT6	BT Pstate 6 ANT1	BT Pstate 6 ANT2	802.15.4 Pstate 6 ANT1	802.15.4 Pstate 6 ANT2	NB UNII Pstate 6 ANT5	NB UNII Pstate 6 ANT6	802.15.4ab ANT 6	WWAN (PCE) + Connectivity + 802.15.4ab
Head	Left Cheek	1.190	0.134	0.184	0.000	0.000	0.064	0.000	0.073	0.000	0.000	0.002	0.000	1.374
	Left Tilt	0.856	0.134	0.184	0.000	0.000	0.064	0.000	0.059	0.000	0.000	0.002	0.000	1.040
	Right Cheek	1.185	0.134	0.295	0.000	0.000	0.140	0.280	0.132	0.280	0.000	0.012	0.000	1.480
	Right Tilt	1.146	0.134	0.184	0.000	0.000	0.050	0.183	0.051	0.094	0.000	0.000	0.000	1.330
Body-worn & Hotspot	Back	1.187	0.220	0.298	0.286	0.298	0.249	0.288	0.264	0.281	0.295	0.294	0.083	1.567
	Front	1.153	0.220	0.265	0.286	0.298	0.000	0.245	0.000	0.000	0.000	0.000	0.000	1.451
Hotspot	Edge Top	0.000	0.291	0.287	0.070	0.000	0.000	0.000	0.000	0.000	0.000	0.000	0.000	0.292
	Edge Right	1.176	0.291	0.287	0.070	0.000	0.292	0.000	0.297	0.000	0.049	0.000	0.000	1.473
	Edge Bottom	1.090	0.291	0.287	0.070	0.000	0.000	0.000	0.000	0.000	0.000	0.000	0.000	1.381
	Edge Left	1.189	0.291	0.287	0.070	0.000	0.000	0.214	0.000	0.116	0.000	0.000	0.000	1.481

12.8. WWAN PS1(CBE) & Connectivity & 802.15.4ab

RF Exposure conditions	Test Position	Standalone SAR (W/kg)												∑ 1-g SAR (W/kg)
		16	43	44	55	56	67	68	91	92	79	80	93	16+(43/44/55/56/67/68/91/92/79/80)+81
		WWAN (CBE) Pstate 1	Wi-Fi 2.4G Pstate 6 ANT1	Wi-Fi 2.4G Pstate 6 ANT2	Wi-Fi 5/6G Pstate 6 ANT5	Wi-Fi 5/6G Pstate 6 ANT6	BT Pstate 6 ANT1	BT Pstate 6 ANT2	802.15.4 Pstate 6 ANT1	802.15.4 Pstate 6 ANT2	NB UNII Pstate 6 ANT5	NB UNII Pstate 6 ANT6	802.15.4ab ANT 6	WWAN (CBE) + Connectivity + 802.15.4ab
Head	Left Cheek	1.177	0.134	0.184	0.000	0.000	0.064	0.000	0.073	0.000	0.000	0.002	0.000	1.361
	Left Tilt	0.446	0.134	0.184	0.000	0.000	0.064	0.000	0.059	0.000	0.000	0.002	0.000	0.630
	Right Cheek	1.171	0.134	0.295	0.000	0.000	0.140	0.280	0.132	0.280	0.000	0.012	0.000	1.467
	Right Tilt	0.407	0.134	0.184	0.000	0.000	0.050	0.183	0.051	0.094	0.000	0.000	0.000	0.592
Body-worn & Hotspot	Back	1.162	0.220	0.298	0.286	0.298	0.249	0.288	0.264	0.281	0.295	0.294	0.083	1.542
	Front	0.997	0.220	0.265	0.286	0.298	0.000	0.245	0.000	0.000	0.000	0.000	0.000	1.295
Hotspot	Edge Top	0.135	0.291	0.287	0.070	0.000	0.000	0.000	0.000	0.000	0.000	0.000	0.000	0.426
	Edge Right	1.171	0.291	0.287	0.070	0.000	0.292	0.000	0.297	0.000	0.049	0.000	0.000	1.469
	Edge Bottom	0.713	0.291	0.287	0.070	0.000	0.000	0.000	0.000	0.000	0.000	0.000	0.000	1.005
	Edge Left	1.183	0.291	0.287	0.070	0.000	0.000	0.214	0.000	0.116	0.000	0.000	0.000	1.475

12.9. WWAN PS2(TNE) & Connectivity

RF Exposure conditions	Test Position	Standalone SAR (W/kg)											∑ 1-g SAR (W/kg)
		31	37	38	49	50	61	62	85	86	73	74	31+(37/38/49/50/61/62/85/86/73/74)
		WWAN (TNE) Pstate 2	Wi-Fi 2.4G Pstate 3 ANT1	Wi-Fi 2.4G Pstate 3 ANT2	Wi-Fi 5/6G Pstate 3 ANT5	Wi-Fi 5/6G Pstate 3 ANT6	BT Pstate 3 ANT1	BT Pstate 3 ANT2	802.15.4 Pstate 3 ANT1	802.15.4 Pstate 3 ANT2	NB UNII Pstate 3 ANT5	NB UNII Pstate 3 ANT6	WWAN (TNE) + Connectivity
Head	Left Cheek	0.990	0.134	0.368	0.039	0.000	0.064	0.000	0.073	0.000	0.000	0.002	1.357
	Left Tilt	0.709	0.134	0.368	0.039	0.000	0.064	0.000	0.059	0.000	0.000	0.002	1.076
	Right Cheek	0.360	0.134	0.589	0.039	0.000	0.140	0.559	0.132	0.559	0.000	0.012	0.949
	Right Tilt	0.308	0.134	0.368	0.039	0.000	0.050	0.364	0.051	0.188	0.000	0.000	0.675
Body-worn & Hotspot	Back	0.987	0.438	0.594	0.579	0.594	0.496	0.576	0.527	0.562	0.588	0.588	**1.581**
	Front	0.906	0.438	0.528	0.579	0.594	0.000	0.489	0.000	0.000	0.000	0.000	1.499
Hotspot	Edge Top	0.684	0.582	0.572	0.145	0.000	0.000	0.000	0.000	0.000	0.000	0.000	1.266
	Edge Right	0.988	0.582	0.572	0.145	0.000	0.582	0.000	0.593	0.000	0.097	0.000	1.581
	Edge Bottom	0.844	0.582	0.572	0.145	0.000	0.000	0.000	0.000	0.000	0.000	0.000	1.426
	Edge Left	0.986	0.582	0.572	0.145	0.000	0.000	0.428	0.000	0.232	0.000	0.000	1.567

12.10. WWAN PS2(PCE) & Connectivity

RF Exposure conditions	Test Position	Standalone SAR (W/kg)											∑ 1-g SAR (W/kg)
		30	37	38	49	50	61	62	85	86	73	74	30+(37/38/49/50/61/62/85/86/73/74)
		WWAN (PCE) Pstate 2	Wi-Fi 2.4G Pstate 3 ANT1	Wi-Fi 2.4G Pstate 3 ANT2	Wi-Fi 5/6G Pstate 3 ANT5	Wi-Fi 5/6G Pstate 3 ANT6	BT Pstate 3 ANT1	BT Pstate 3 ANT2	802.15.4 Pstate 3 ANT1	802.15.4 Pstate 3 ANT2	NB UNII Pstate 3 ANT5	NB UNII Pstate 3 ANT6	WWAN (PCE) + Connectivity
Head	Left Cheek	0.990	0.134	0.368	0.039	0.000	0.064	0.000	0.073	0.000	0.000	0.002	1.357
	Left Tilt	0.763	0.134	0.368	0.039	0.000	0.064	0.000	0.059	0.000	0.000	0.002	1.130
	Right Cheek	0.987	0.134	0.589	0.039	0.000	0.140	0.559	0.132	0.559	0.000	0.012	1.576
	Right Tilt	0.956	0.134	0.368	0.039	0.000	0.050	0.364	0.051	0.188	0.000	0.000	1.323
Body-worn & Hotspot	Back	0.987	0.438	0.594	0.579	0.594	0.496	0.576	0.527	0.562	0.588	0.588	1.581
	Front	0.959	0.438	0.528	0.579	0.594	0.000	0.489	0.000	0.000	0.000	0.000	1.553
Hotspot	Edge Top	0.996	0.582	0.572	0.145	0.000	0.000	0.000	0.000	0.000	0.000	0.000	1.577
	Edge Right	0.986	0.582	0.572	0.145	0.000	0.582	0.000	0.593	0.000	0.097	0.000	1.579
	Edge Bottom	0.907	0.582	0.572	0.145	0.000	0.000	0.000	0.000	0.000	0.000	0.000	1.488
	Edge Left	0.989	0.582	0.572	0.145	0.000	0.000	0.428	0.000	0.232	0.000	0.000	1.571

This report shall not be reproduced without the written approval of UL Verification Services Inc.

12.11. WWAN PS2(CBE) & Connectivity

RF Exposure conditions	Test Position	Standalone SAR (W/kg)											∑ 1-g SAR (W/kg)
		32	37	38	49	50	61	62	85	86	73	74	32+(37/38/49/50/61/62/85/86/73/74)
		WWAN (CBE) Pstate 2	Wi-Fi 2.4G Pstate 3 ANT1	Wi-Fi 2.4G Pstate 3 ANT2	Wi-Fi 5/6G Pstate 3 ANT5	Wi-Fi 5/6G Pstate 3 ANT6	BT Pstate 3 ANT1	BT Pstate 3 ANT2	802.15.4 Pstate 3 ANT1	802.15.4 Pstate 3 ANT2	NB UNII Pstate 3 ANT5	NB UNII Pstate 3 ANT6	WWAN (CBE) + Connectivity
Head	Left Cheek	0.979	0.134	0.368	0.039	0.000	0.064	0.000	0.073	0.000	0.000	0.002	1.346
	Left Tilt	0.371	0.134	0.368	0.039	0.000	0.064	0.000	0.059	0.000	0.000	0.002	0.738
	Right Cheek	0.993	0.134	0.589	0.039	0.000	0.140	0.559	0.132	0.559	0.000	0.012	**1.582**
	Right Tilt	0.407	0.134	0.368	0.039	0.000	0.050	0.364	0.051	0.188	0.000	0.000	0.775
Body-worn & Hotspot	Back	0.966	0.438	0.594	0.579	0.594	0.496	0.576	0.527	0.562	0.588	0.588	**1.560**
	Front	0.830	0.438	0.528	0.579	0.594	0.000	0.489	0.000	0.000	0.000	0.000	1.423
Hotspot	Edge Top	0.112	0.582	0.572	0.145	0.000	0.000	0.000	0.000	0.000	0.000	0.000	0.694
	Edge Right	0.974	0.582	0.572	0.145	0.000	0.582	0.000	0.593	0.000	0.097	0.000	1.568
	Edge Bottom	0.593	0.582	0.572	0.145	0.000	0.000	0.000	0.000	0.000	0.000	0.000	1.175
	Edge Left	0.984	0.582	0.572	0.145	0.000	0.000	0.428	0.000	0.232	0.000	0.000	1.566

12.12. WWAN PS2(TNE) & Connectivity & 802.15.4ab

RF Exposure conditions	Test Position	Standalone SAR (W/kg)											∑ 1-g SAR (W/kg)
		31	39	40	51	52	63	64	87	88	75	76	93	31+(39/40/51/52/53/64/87/88/75/76)+93
		WWAN (TNE) Pstate 2	Wi-Fi 2.4G Pstate 4 ANT1	Wi-Fi 2.4G Pstate 4 ANT2	Wi-Fi 5/6G Pstate 4 ANT5	Wi-Fi 5/6G Pstate 4 ANT6	BT Pstate 4 ANT1	BT Pstate 4 ANT2	802.15.4 Pstate 4 ANT1	802.15.4 Pstate 4 ANT2	NB UNII Pstate 4 ANT5	NB UNII Pstate 4 ANT6	802.15.4ab ANT 6	WWAN (TNE) + Connectivity + 802.15.4ab
Head	Left Cheek	0.990	0.134	0.309	0.039	0.000	0.064	0.000	0.073	0.000	0.000	0.002	0.000	1.299
	Left Tilt	0.709	0.134	0.309	0.039	0.000	0.064	0.000	0.059	0.000	0.000	0.002	0.000	1.018
	Right Cheek	0.360	0.134	0.496	0.039	0.000	0.140	0.471	0.132	0.470	0.000	0.012	0.000	0.856
	Right Tilt	0.308	0.134	0.309	0.039	0.000	0.050	0.307	0.051	0.158	0.000	0.000	0.000	0.617
Body-worn & Hotspot	Back	0.987	0.369	0.500	0.480	0.500	0.417	0.484	0.443	0.472	0.495	0.494	0.083	1.570
	Front	0.906	0.369	0.445	0.480	0.500	0.000	0.411	0.000	0.000	0.000	0.000	0.000	1.405
Hotspot	Edge Top	0.684	0.489	0.482	0.117	0.000	0.000	0.000	0.000	0.000	0.000	0.000	0.000	1.174
	Edge Right	0.988	0.489	0.482	0.117	0.000	0.490	0.000	0.499	0.000	0.082	0.000	0.000	1.487
	Edge Bottom	0.844	0.489	0.482	0.117	0.000	0.000	0.000	0.000	0.000	0.000	0.000	0.000	1.333
	Edge Left	0.986	0.489	0.482	0.117	0.000	0.000	0.360	0.000	0.195	0.000	0.000	0.000	1.475

12.13. WWAN PS2(PCE) & Connectivity & 802.15.4ab

RF Exposure conditions	Test Position	Standalone SAR (W/kg)											∑ 1-g SAR (W/kg)
		30	39	40	51	52	63	64	87	88	75	76	93	30+(39/40/51/52/53/64/87/88/75/76)+93
		WWAN (PCE) Pstate 2	Wi-Fi 2.4G Pstate 4 ANT1	Wi-Fi 2.4G Pstate 4 ANT2	Wi-Fi 5/6G Pstate 4 ANT5	Wi-Fi 5/6G Pstate 4 ANT6	BT Pstate 4 ANT1	BT Pstate 4 ANT2	802.15.4 Pstate 4 ANT1	802.15.4 Pstate 4 ANT2	NB UNII Pstate 4 ANT5	NB UNII Pstate 4 ANT6	802.15.4ab ANT 6	WWAN (PCE) + Connectivity + 802.15.4ab
Head	Left Cheek	0.990	0.134	0.309	0.039	0.000	0.064	0.000	0.073	0.000	0.000	0.002	0.000	1.299
	Left Tilt	0.763	0.134	0.309	0.039	0.000	0.064	0.000	0.059	0.000	0.000	0.002	0.000	1.072
	Right Cheek	0.987	0.134	0.496	0.039	0.000	0.140	0.471	0.132	0.470	0.000	0.012	0.000	1.483
	Right Tilt	0.956	0.134	0.309	0.039	0.000	0.050	0.307	0.051	0.158	0.000	0.000	0.000	1.265
Body-worn & Hotspot	Back	0.987	0.369	0.500	0.480	0.500	0.417	0.484	0.443	0.472	0.495	0.494	0.083	1.570
	Front	0.959	0.369	0.445	0.480	0.500	0.000	0.411	0.000	0.000	0.000	0.000	0.000	1.459
Hotspot	Edge Top	0.996	0.489	0.482	0.117	0.000	0.000	0.000	0.000	0.000	0.000	0.000	0.000	1.485
	Edge Right	0.986	0.489	0.482	0.117	0.000	0.490	0.000	0.499	0.000	0.082	0.000	0.000	1.485
	Edge Bottom	0.907	0.489	0.482	0.117	0.000	0.000	0.000	0.000	0.000	0.000	0.000	0.000	1.396
	Edge Left	0.989	0.489	0.482	0.117	0.000	0.000	0.360	0.000	0.195	0.000	0.000	0.000	1.478

12.14. WWAN PS2(CBE) & Connectivity & 802.15.4ab

RF Exposure conditions	Test Position	Standalone SAR (W/kg)											∑ 1-g SAR (W/kg)
		32	39	40	51	52	63	64	87	88	75	76	93	32+(39/40/51/52/53/64/87/88/75/76)+93
		WWAN (CBE) Pstate 2	Wi-Fi 2.4G Pstate 4 ANT1	Wi-Fi 2.4G Pstate 4 ANT2	Wi-Fi 5/6G Pstate 4 ANT5	Wi-Fi 5/6G Pstate 4 ANT6	BT Pstate 4 ANT1	BT Pstate 4 ANT2	802.15.4 Pstate 4 ANT1	802.15.4 Pstate 4 ANT2	NB UNII Pstate 4 ANT5	NB UNII Pstate 4 ANT6	802.15.4ab ANT 6	WWAN (CBE) + Connectivity + 802.15.4ab
Head	Left Cheek	0.979	0.134	0.309	0.039	0.000	0.064	0.000	0.073	0.000	0.000	0.002	0.000	1.288
	Left Tilt	0.371	0.134	0.309	0.039	0.000	0.064	0.000	0.059	0.000	0.000	0.002	0.000	0.680
	Right Cheek	0.993	0.134	0.496	0.039	0.000	0.140	0.471	0.132	0.470	0.000	0.012	0.000	1.489
	Right Tilt	0.407	0.134	0.309	0.039	0.000	0.050	0.307	0.051	0.158	0.000	0.000	0.000	0.717
Body-worn & Hotspot	Back	0.966	0.369	0.500	0.480	0.500	0.417	0.484	0.443	0.472	0.495	0.494	0.083	1.549
	Front	0.830	0.369	0.445	0.480	0.500	0.000	0.411	0.000	0.000	0.000	0.000	0.000	1.329
Hotspot	Edge Top	0.112	0.489	0.482	0.117	0.000	0.000	0.000	0.000	0.000	0.000	0.000	0.000	0.602
	Edge Right	0.974	0.489	0.482	0.117	0.000	0.490	0.000	0.499	0.000	0.082	0.000	0.000	1.474
	Edge Bottom	0.593	0.489	0.482	0.117	0.000	0.000	0.000	0.000	0.000	0.000	0.000	0.000	1.083
	Edge Left	0.984	0.489	0.482	0.117	0.000	0.000	0.360	0.000	0.195	0.000	0.000	0.000	1.474

12.15. MSS (TNE) & NFC

RF Exposure conditions	Standalone SAR (W/kg)		∑ 10-g SAR (W/kg)
	MSS	NFC	**MSS + NFC**
Extremity	2.719	0.000	**2.719**

This report shall not be reproduced without the written approval of UL Verification Services Inc.

13. Antenna Cluster Analysis

This device supports Cellular Antenna Clustering for transmission of Power Mode B. Collocated cellular antennas with significant overlap of RF exposure hotspots are grouped into a single cluster. Non-collocated cellular antennas are grouped in a separate cluster. Non-collocated clusters operate with independent cellular budget allocations. This operation is managed by the cellular time-averaging implementation.

Cellular antennas 1/3/7/9 are assigned to the Lower Antenna Cluster (AC1). Cellular antennas 2/4/8 are assigned to the Upper Antenna Cluster (AC2). All Antenna Clustering analysis was performed using a WWAN (AC1) + WWAN (AC2) combination. Connectivity was also considered to ensure total device compliance.

The following procedure was performed in order to determine compliance for Simultaneous Analysis:

1. Sum of SAR:
    a. Per cluster, the overall worst case WWAN configuration is defined per evaluation surface.
    b. Per cluster, the overall worst case Connectivity configuration for simultaneous operation with WWAN is defined per evaluation surface.
    c. The overall worst case WWAN + Connectivity RF exposure is summed across clusters.
    d. Any combination where the sum is ≤ the applicable RF exposure limit is validated and can be excluded from further evaluation. Any configuration where the sum is > the applicable RF exposure limit requires further evaluation per the following steps.
2. SPLSR:
    a. SPLSR is performed for combinations from Step 1 that are > the applicable RF exposure limit.
    b. The overall worst case WWAN + Connectivity RF exposure sum from Step 1 is used for assessment.
    c. The overall minimum separation distance between peak SAR points of each cluster is used for assessment.
    d. When the SPLSR calculation is ≤ the applicable published SPLSR limit, no further assessment is required. Any configuration where the SPLSR calculation is > the applicable published SPLSR limit requires further evaluation per the following step.
3. Multi-Tx Combined Measurement:
    a. Multi-Tx combined measurement is performed for combinations from Step 2 that are > the applicable SPLSR limit.
    b. The area scans for the overall worst case WWAN and Connectivity configurations across clusters are combined. The combined area scan is used to determine the point of peak SAR.
    c. Zoom scans are performed for the overall worst case WWAN and Connectivity configurations at the location with the highest peak SAR. These zoom scans are combined to determine the overall measured 1g aggregate SAR value.
    d. The overall measured 1g aggregate SAR value must be compliant to the regulatory SAR limit to validate non-collocation.

Conclusion:

When following the procedure outlined above, if the device is within the thresholds for any of the three steps, then the device is determined to be compliant for Simultaneous Analysis.

This report shall not be reproduced without the written approval of UL Verification Services Inc.

13.1. WWAN PS1 & Connectivity Antenna Clustering

RF Exposure conditions	Test Position	Standalone SAR (W/kg)												∑ 1-g SAR (W/kg)
		94	95	41	42	53	54	65	66	89	90	77	78	94+95+(41/42/53/54/65/66/89/90/77/78)
		WWAN ANT 1 Pstate 1	WWAN ANT 2 Pstate 1	Wi-Fi 2.4G Pstate 5 ANT1	Wi-Fi 2.4G Pstate 5 ANT2	Wi-Fi 5/6G Pstate 5 ANT5	Wi-Fi 5/6G Pstate 5 ANT6	BT Pstate 5 ANT1	BT Pstate 5 ANT2	802.15.4 Pstate 5 ANT1	802.15.4 Pstate 5 ANT2	NB UNII Pstate 5 ANT5	NB UNII Pstate 5 ANT6	WWAN ANT 1 + WWAN ANT 2 + Connectivity
Body-worn & Hotspot	Back	1.168	1.179	0.293	0.397	0.381	0.397	0.332	0.385	0.352	0.375	0.393	0.393	2.744
	Front	0.986	1.153	0.293	0.353	0.381	0.397	0.000	0.326	0.000	0.000	0.000	0.000	2.536
Hotspot	Edge Top	0.000	0.996	0.389	0.383	0.093	0.000	0.000	0.000	0.000	0.000	0.000	0.000	1.384
	Edge Right	1.165	0.197	0.389	0.383	0.093	0.000	0.389	0.000	0.397	0.000	0.065	0.000	1.758
	Edge Bottom	1.090	0.000	0.389	0.383	0.093	0.000	0.000	0.000	0.000	0.000	0.000	0.000	1.479
	Edge Left	0.657	1.189	0.389	0.383	0.093	0.000	0.000	0.286	0.000	0.155	0.000	0.000	2.235

RF Exposure conditions	Test Position	Standalone SAR (W/kg)												∑ 1-g SAR (W/kg)
		94	97	41	42	53	54	65	66	89	90	77	78	94+97+(41/42/53/54/65/66/89/90/77/78)
		WWAN ANT 1 Pstate 1	WWAN ANT 4 Pstate 1	Wi-Fi 2.4G Pstate 5 ANT1	Wi-Fi 2.4G Pstate 5 ANT2	Wi-Fi 5/6G Pstate 5 ANT5	Wi-Fi 5/6G Pstate 5 ANT6	BT Pstate 5 ANT1	BT Pstate 5 ANT2	802.15.4 Pstate 5 ANT1	802.15.4 Pstate 5 ANT2	NB UNII Pstate 5 ANT5	NB UNII Pstate 5 ANT6	WWAN ANT 1 + WWAN ANT 4 + Connectivity
Body-worn & Hotspot	Back	1.168	1.171	0.293	0.397	0.381	0.397	0.332	0.385	0.352	0.375	0.393	0.393	2.736
	Front	0.986	1.089	0.293	0.353	0.381	0.397	0.000	0.326	0.000	0.000	0.000	0.000	2.472
Hotspot	Edge Top	0.000	0.823	0.389	0.383	0.093	0.000	0.000	0.000	0.000	0.000	0.000	0.000	1.211
	Edge Right	1.165	1.135	0.389	0.383	0.093	0.000	0.389	0.000	0.397	0.000	0.065	0.000	2.696
	Edge Bottom	1.090	0.000	0.389	0.383	0.093	0.000	0.000	0.000	0.000	0.000	0.000	0.000	1.479
	Edge Left	0.657	0.098	0.389	0.383	0.093	0.000	0.000	0.286	0.000	0.155	0.000	0.000	1.143

RF Exposure conditions	Test Position	Standalone SAR (W/kg)												∑ 1-g SAR (W/kg)
		94	99	41	42	53	54	65	66	89	90	77	78	94+99+(41/42/53/54/65/66/89/90/77/78)
		WWAN ANT 1 Pstate 1	WWAN ANT 8 Pstate 1	Wi-Fi 2.4G Pstate 5 ANT1	Wi-Fi 2.4G Pstate 5 ANT2	Wi-Fi 5/6G Pstate 5 ANT5	Wi-Fi 5/6G Pstate 5 ANT6	BT Pstate 5 ANT1	BT Pstate 5 ANT2	802.15.4 Pstate 5 ANT1	802.15.4 Pstate 5 ANT2	NB UNII Pstate 5 ANT5	NB UNII Pstate 5 ANT6	WWAN ANT 1 + WWAN ANT 8 + Connectivity
Body-worn & Hotspot	Back	1.168	0.937	0.293	0.397	0.381	0.397	0.332	0.385	0.352	0.375	0.393	0.393	2.503
	Front	0.986	0.486	0.293	0.353	0.381	0.397	0.000	0.326	0.000	0.000	0.000	0.000	1.869
Hotspot	Edge Top	0.000	0.183	0.389	0.383	0.093	0.000	0.000	0.000	0.000	0.000	0.000	0.000	0.572
	Edge Right	1.165	0.018	0.389	0.383	0.093	0.000	0.389	0.000	0.397	0.000	0.065	0.000	1.580
	Edge Bottom	1.090	0.000	0.389	0.383	0.093	0.000	0.000	0.000	0.000	0.000	0.000	0.000	1.479
	Edge Left	0.657	1.188	0.389	0.383	0.093	0.000	0.000	0.286	0.000	0.155	0.000	0.000	2.233

RF Exposure conditions	Test Position	Standalone SAR (W/kg)												∑ 1-g SAR (W/kg)
		96	95	41	42	53	54	65	66	89	90	77	78	96+95+(41/42/53/54/65/66/89/90/77/78)
		WWAN ANT 3 Pstate 1	WWAN ANT 2 Pstate 1	Wi-Fi 2.4G Pstate 5 ANT1	Wi-Fi 2.4G Pstate 5 ANT2	Wi-Fi 5/6G Pstate 5 ANT5	Wi-Fi 5/6G Pstate 5 ANT6	BT Pstate 5 ANT1	BT Pstate 5 ANT2	802.15.4 Pstate 5 ANT1	802.15.4 Pstate 5 ANT2	NB UNII Pstate 5 ANT5	NB UNII Pstate 5 ANT6	WWAN ANT 3 + WWAN ANT 2 + Connectivity
Body-worn & Hotspot	Back	1.187	1.179	0.293	0.397	0.381	0.397	0.332	0.385	0.352	0.375	0.393	0.393	2.763
	Front	1.052	1.153	0.293	0.353	0.381	0.397	0.000	0.326	0.000	0.000	0.000	0.000	2.603
Hotspot	Edge Top	0.000	0.996	0.389	0.383	0.093	0.000	0.000	0.000	0.000	0.000	0.000	0.000	1.384
	Edge Right	0.694	0.197	0.389	0.383	0.093	0.000	0.389	0.000	0.397	0.000	0.065	0.000	1.287
	Edge Bottom	1.015	0.000	0.389	0.383	0.093	0.000	0.000	0.000	0.000	0.000	0.000	0.000	1.403
	Edge Left	1.180	1.189	0.389	0.383	0.093	0.000	0.000	0.286	0.000	0.155	0.000	0.000	2.758

RF Exposure conditions	Test Position	Standalone SAR (W/kg)												∑ 1-g SAR (W/kg)
		96	97	41	42	53	54	65	66	89	90	77	78	96+97+(41/42/53/54/65/66/89/90/77/78)
		WWAN ANT 3 Pstate 1	WWAN ANT 4 Pstate 1	Wi-Fi 2.4G Pstate 5 ANT1	Wi-Fi 2.4G Pstate 5 ANT2	Wi-Fi 5/6G Pstate 5 ANT5	Wi-Fi 5/6G Pstate 5 ANT6	BT Pstate 5 ANT1	BT Pstate 5 ANT2	802.15.4 Pstate 5 ANT1	802.15.4 Pstate 5 ANT2	NB UNII Pstate 5 ANT5	NB UNII Pstate 5 ANT6	WWAN ANT 3 + WWAN ANT 4 + Connectivity
Body-worn & Hotspot	Back	1.187	1.171	0.293	0.397	0.381	0.397	0.332	0.385	0.352	0.375	0.393	0.393	2.755
	Front	1.052	1.089	0.293	0.353	0.381	0.397	0.000	0.326	0.000	0.000	0.000	0.000	2.538
Hotspot	Edge Top	0.000	0.823	0.389	0.383	0.093	0.000	0.000	0.000	0.000	0.000	0.000	0.000	1.211
	Edge Right	0.694	1.135	0.389	0.383	0.093	0.000	0.389	0.000	0.397	0.000	0.065	0.000	2.225
	Edge Bottom	1.015	0.000	0.389	0.383	0.093	0.000	0.000	0.000	0.000	0.000	0.000	0.000	1.403
	Edge Left	1.180	0.098	0.389	0.383	0.093	0.000	0.000	0.286	0.000	0.155	0.000	0.000	1.666

RF Exposure conditions	Test Position	Standalone SAR (W/kg)												∑ 1-g SAR (W/kg)
		96	99	41	42	53	54	65	66	89	90	77	78	96+99+(41/42/53/54/65/66/89/90/77/78)
		WWAN ANT 3 Pstate 1	WWAN ANT 8 Pstate 1	Wi-Fi 2.4G Pstate 5 ANT1	Wi-Fi 2.4G Pstate 5 ANT2	Wi-Fi 5/6G Pstate 5 ANT5	Wi-Fi 5/6G Pstate 5 ANT6	BT Pstate 5 ANT1	BT Pstate 5 ANT2	802.15.4 Pstate 5 ANT1	802.15.4 Pstate 5 ANT2	NB UNII Pstate 5 ANT5	NB UNII Pstate 5 ANT6	WWAN ANT 3 + WWAN ANT 8 + Connectivity
Body-worn & Hotspot	Back	1.187	0.937	0.293	0.397	0.381	0.397	0.332	0.385	0.352	0.375	0.393	0.393	2.521
	Front	1.052	0.486	0.293	0.353	0.381	0.397	0.000	0.326	0.000	0.000	0.000	0.000	1.935
Hotspot	Edge Top	0.000	0.183	0.389	0.383	0.093	0.000	0.000	0.000	0.000	0.000	0.000	0.000	0.572
	Edge Right	0.694	0.018	0.389	0.383	0.093	0.000	0.389	0.000	0.397	0.000	0.065	0.000	1.109
	Edge Bottom	1.015	0.000	0.389	0.383	0.093	0.000	0.000	0.000	0.000	0.000	0.000	0.000	1.403
	Edge Left	1.180	1.188	0.389	0.383	0.093	0.000	0.000	0.286	0.000	0.155	0.000	0.000	2.756

RF Exposure conditions	Test Position	Standalone SAR (W/kg)												∑ 1-g SAR (W/kg)
		98	95	41	42	53	54	65	66	89	90	77	78	98+95+(41/42/53/54/65/66/89/90/77/78)
		WWAN ANT 7 Pstate 1	WWAN ANT 2 Pstate 1	Wi-Fi 2.4G Pstate 5 ANT1	Wi-Fi 2.4G Pstate 5 ANT2	Wi-Fi 5/6G Pstate 5 ANT5	Wi-Fi 5/6G Pstate 5 ANT6	BT Pstate 5 ANT1	BT Pstate 5 ANT2	802.15.4 Pstate 5 ANT1	802.15.4 Pstate 5 ANT2	NB UNII Pstate 5 ANT5	NB UNII Pstate 5 ANT6	WWAN ANT 7 + WWAN ANT 2 + Connectivity
Body-worn & Hotspot	Back	1.084	1.179	0.293	0.397	0.381	0.397	0.332	0.385	0.352	0.375	0.393	0.393	2.660
	Front	0.590	1.153	0.293	0.353	0.381	0.397	0.000	0.326	0.000	0.000	0.000	0.000	2.141
Hotspot	Edge Top	0.000	0.996	0.389	0.383	0.093	0.000	0.000	0.000	0.000	0.000	0.000	0.000	1.384
	Edge Right	1.176	0.197	0.389	0.383	0.093	0.000	0.389	0.000	0.397	0.000	0.065	0.000	1.769
	Edge Bottom	0.287	0.000	0.389	0.383	0.093	0.000	0.000	0.000	0.000	0.000	0.000	0.000	0.675
	Edge Left	0.036	1.189	0.389	0.383	0.093	0.000	0.000	0.286	0.000	0.155	0.000	0.000	1.614

RF Exposure conditions	Test Position	Standalone SAR (W/kg)												∑ 1-g SAR (W/kg)
		98	97	41	42	53	54	65	66	89	90	77	78	98+97+(41/42/53/54/65/66/89/90/77/78)
		WWAN ANT 7 Pstate 1	WWAN ANT 4 Pstate 1	Wi-Fi 2.4G Pstate 5 ANT1	Wi-Fi 2.4G Pstate 5 ANT2	Wi-Fi 5/6G Pstate 5 ANT5	Wi-Fi 5/6G Pstate 5 ANT6	BT Pstate 5 ANT1	BT Pstate 5 ANT2	802.15.4 Pstate 5 ANT1	802.15.4 Pstate 5 ANT2	NB UNII Pstate 5 ANT5	NB UNII Pstate 5 ANT6	WWAN ANT 7 + WWAN ANT 4 + Connectivity
Body-worn & Hotspot	Back	1.084	1.171	0.293	0.397	0.381	0.397	0.332	0.385	0.352	0.375	0.393	0.393	2.652
	Front	0.590	1.089	0.293	0.353	0.381	0.397	0.000	0.326	0.000	0.000	0.000	0.000	2.076
Hotspot	Edge Top	0.000	0.823	0.389	0.383	0.093	0.000	0.000	0.000	0.000	0.000	0.000	0.000	1.211
	Edge Right	1.176	1.135	0.389	0.383	0.093	0.000	0.389	0.000	0.397	0.000	0.065	0.000	2.707
	Edge Bottom	0.287	0.000	0.389	0.383	0.093	0.000	0.000	0.000	0.000	0.000	0.000	0.000	0.675
	Edge Left	0.036	0.098	0.389	0.383	0.093	0.000	0.000	0.286	0.000	0.155	0.000	0.000	0.523

RF Exposure conditions	Test Position	Standalone SAR (W/kg)												∑ 1-g SAR (W/kg)
		98	99	41	42	53	54	65	66	89	90	77	78	98+99+(41/42/53/54/65/66/89/90/77/78)
		WWAN ANT 7 Pstate 1	WWAN ANT 8 Pstate 1	Wi-Fi 2.4G Pstate 5 ANT1	Wi-Fi 2.4G Pstate 5 ANT2	Wi-Fi 5/6G Pstate 5 ANT5	Wi-Fi 5/6G Pstate 5 ANT6	BT Pstate 5 ANT1	BT Pstate 5 ANT2	802.15.4 Pstate 5 ANT1	802.15.4 Pstate 5 ANT2	NB UNII Pstate 5 ANT5	NB UNII Pstate 5 ANT6	WWAN ANT 7 + WWAN ANT 8 + Connectivity
Body-worn & Hotspot	Back	1.084	0.937	0.293	0.397	0.381	0.397	0.332	0.385	0.352	0.375	0.393	0.393	2.419
	Front	0.590	0.486	0.293	0.353	0.381	0.397	0.000	0.326	0.000	0.000	0.000	0.000	1.473
Hotspot	Edge Top	0.000	0.183	0.389	0.383	0.093	0.000	0.000	0.000	0.000	0.000	0.000	0.000	0.572
	Edge Right	1.176	0.018	0.389	0.383	0.093	0.000	0.389	0.000	0.397	0.000	0.065	0.000	**1.591**
	Edge Bottom	0.287	0.000	0.389	0.383	0.093	0.000	0.000	0.000	0.000	0.000	0.000	0.000	0.675
	Edge Left	0.036	1.188	0.389	0.383	0.093	0.000	0.000	0.286	0.000	0.155	0.000	0.000	1.613

This report shall not be reproduced without the written approval of UL Verification Services Inc.

RF Exposure conditions	Test Position	Standalone SAR (W/kg)												∑ 1-g SAR (W/kg)
		100	95	41	42	53	54	65	66	89	90	77	78	100+95+(41/42/53/54/65/66/89/90/77/78)
		WWAN ANT 9 Pstate 1	WWAN ANT 2 Pstate 1	Wi-Fi 2.4G Pstate 5 ANT1	Wi-Fi 2.4G Pstate 5 ANT2	Wi-Fi 5/6G Pstate 5 ANT5	Wi-Fi 5/6G Pstate 5 ANT6	BT Pstate 5 ANT1	BT Pstate 5 ANT2	802.15.4 Pstate 5 ANT1	802.15.4 Pstate 5 ANT2	NB UNII Pstate 5 ANT5	NB UNII Pstate 5 ANT6	WWAN ANT 9 + WWAN ANT 2 + Connectivity
Body-worn & Hotspot	Back	1.051	1.179	0.293	0.397	0.381	0.397	0.332	0.385	0.352	0.375	0.393	0.393	2.627
	Front	0.997	1.153	0.293	0.353	0.381	0.397	0.000	0.326	0.000	0.000	0.000	0.000	2.548
Hotspot	Edge Top	0.000	0.996	0.389	0.383	0.093	0.000	0.000	0.000	0.000	0.000	0.000	0.000	1.384
	Edge Right	0.052	0.197	0.389	0.383	0.093	0.000	0.389	0.000	0.397	0.000	0.065	0.000	0.646
	Edge Bottom	0.713	0.000	0.389	0.383	0.093	0.000	0.000	0.000	0.000	0.000	0.000	0.000	1.102
	Edge Left	1.183	1.189	0.389	0.383	0.093	0.000	0.000	0.286	0.000	0.155	0.000	0.000	2.761

RF Exposure conditions	Test Position	Standalone SAR (W/kg)												∑ 1-g SAR (W/kg)
		100	97	41	42	53	54	65	66	89	90	77	78	100+97+(41/42/53/54/65/66/89/90/77/78)
		WWAN ANT 9 Pstate 1	WWAN ANT 4 Pstate 1	Wi-Fi 2.4G Pstate 5 ANT1	Wi-Fi 2.4G Pstate 5 ANT2	Wi-Fi 5/6G Pstate 5 ANT5	Wi-Fi 5/6G Pstate 5 ANT6	BT Pstate 5 ANT1	BT Pstate 5 ANT2	802.15.4 Pstate 5 ANT1	802.15.4 Pstate 5 ANT2	NB UNII Pstate 5 ANT5	NB UNII Pstate 5 ANT6	WWAN ANT 9 + WWAN ANT 4 + Connectivity
Body-worn & Hotspot	Back	1.051	1.171	0.293	0.397	0.381	0.397	0.332	0.385	0.352	0.375	0.393	0.393	2.619
	Front	0.997	1.089	0.293	0.353	0.381	0.397	0.000	0.326	0.000	0.000	0.000	0.000	2.483
Hotspot	Edge Top	0.000	0.823	0.389	0.383	0.093	0.000	0.000	0.000	0.000	0.000	0.000	0.000	1.211
	Edge Right	0.052	1.135	0.389	0.383	0.093	0.000	0.389	0.000	0.397	0.000	0.065	0.000	1.584
	Edge Bottom	0.713	0.000	0.389	0.383	0.093	0.000	0.000	0.000	0.000	0.000	0.000	0.000	1.102
	Edge Left	1.183	0.098	0.389	0.383	0.093	0.000	0.000	0.286	0.000	0.155	0.000	0.000	1.670

RF Exposure conditions	Test Position	Standalone SAR (W/kg)												∑ 1-g SAR (W/kg)
		100	99	41	42	53	54	65	66	89	90	77	78	100+99+(41/42/53/54/65/66/89/90/77/78)
		WWAN ANT 9 Pstate 1	WWAN ANT 8 Pstate 1	Wi-Fi 2.4G Pstate 5 ANT1	Wi-Fi 2.4G Pstate 5 ANT2	Wi-Fi 5/6G Pstate 5 ANT5	Wi-Fi 5/6G Pstate 5 ANT6	BT Pstate 5 ANT1	BT Pstate 5 ANT2	802.15.4 Pstate 5 ANT1	802.15.4 Pstate 5 ANT2	NB UNII Pstate 5 ANT5	NB UNII Pstate 5 ANT6	WWAN ANT 9 + WWAN ANT 8 + Connectivity
Body-worn & Hotspot	Back	1.051	0.937	0.293	0.397	0.381	0.397	0.332	0.385	0.352	0.375	0.393	0.393	2.385
	Front	0.997	0.486	0.293	0.353	0.381	0.397	0.000	0.326	0.000	0.000	0.000	0.000	1.880
Hotspot	Edge Top	0.000	0.183	0.389	0.383	0.093	0.000	0.000	0.000	0.000	0.000	0.000	0.000	0.572
	Edge Right	0.052	0.018	0.389	0.383	0.093	0.000	0.389	0.000	0.397	0.000	0.065	0.000	0.467
	Edge Bottom	0.713	0.000	0.389	0.383	0.093	0.000	0.000	0.000	0.000	0.000	0.000	0.000	1.102
	Edge Left	1.183	1.188	0.389	0.383	0.093	0.000	0.000	0.286	0.000	0.155	0.000	0.000	2.760

This report shall not be reproduced without the written approval of UL Verification Services Inc.

13.2. WWAN PS2 & Connectivity Antenna Clustering

RF Exposure conditions	Test Position	Standalone SAR (W/kg)												∑ 1-g SAR (W/kg)
		101	102	37	38	49	50	61	62	85	86	73	74	101+102+(37/38/49/50/61/62/85/86/73/74)
		WWAN ANT 1 Pstate 2	WWAN ANT 2 Pstate 2	Wi-Fi 2.4G Pstate 3 ANT1	Wi-Fi 2.4G Pstate 3 ANT2	Wi-Fi 5/6G Pstate 3 ANT5	Wi-Fi 5/6G Pstate 3 ANT6	BT Pstate 3 ANT1	BT Pstate 3 ANT2	802.15.4 Pstate 3 ANT1	802.15.4 Pstate 3 ANT2	NB UNII Pstate 3 ANT5	NB UNII Pstate 3 ANT6	WWAN ANT 1 + WWAN ANT 2 + Connectivity
Body-worn & Hotspot	Back	0.977	0.926	0.438	0.594	0.579	0.594	0.496	0.576	0.527	0.562	0.588	0.588	2.498
	Front	0.820	0.959	0.438	0.528	0.579	0.594	0.000	0.489	0.000	0.000	0.000	0.000	2.373
Hotspot	Edge Top	0.000	0.996	0.582	0.572	0.145	0.000	0.000	0.000	0.000	0.000	0.000	0.000	1.577
	Edge Right	0.969	0.566	0.582	0.572	0.145	0.000	0.582	0.000	0.593	0.000	0.097	0.000	2.128
	Edge Bottom	0.907	0.000	0.582	0.572	0.145	0.000	0.000	0.000	0.000	0.000	0.000	0.000	1.488
	Edge Left	0.657	0.989	0.582	0.572	0.145	0.000	0.000	0.428	0.000	0.232	0.000	0.000	2.227

RF Exposure conditions	Test Position	Standalone SAR (W/kg)												∑ 1-g SAR (W/kg)
		101	104	37	38	49	50	61	62	85	86	73	74	101+104+(37/38/49/50/61/62/85/86/73/74)
		WWAN ANT 1 Pstate 2	WWAN ANT 4 Pstate 2	Wi-Fi 2.4G Pstate 3 ANT1	Wi-Fi 2.4G Pstate 3 ANT2	Wi-Fi 5/6G Pstate 3 ANT5	Wi-Fi 5/6G Pstate 3 ANT6	BT Pstate 3 ANT1	BT Pstate 3 ANT2	802.15.4 Pstate 3 ANT1	802.15.4 Pstate 3 ANT2	NB UNII Pstate 3 ANT5	NB UNII Pstate 3 ANT6	WWAN ANT 1 + WWAN ANT 4 + Connectivity
Body-worn & Hotspot	Back	0.977	0.976	0.438	0.594	0.579	0.594	0.496	0.576	0.527	0.562	0.588	0.588	2.548
	Front	0.820	0.906	0.438	0.528	0.579	0.594	0.000	0.489	0.000	0.000	0.000	0.000	2.320
Hotspot	Edge Top	0.000	0.684	0.582	0.572	0.145	0.000	0.000	0.000	0.000	0.000	0.000	0.000	1.266
	Edge Right	0.969	0.988	0.582	0.572	0.145	0.000	0.582	0.000	0.593	0.000	0.097	0.000	2.550
	Edge Bottom	0.907	0.000	0.582	0.572	0.145	0.000	0.000	0.000	0.000	0.000	0.000	0.000	1.488
	Edge Left	0.657	0.081	0.582	0.572	0.145	0.000	0.000	0.428	0.000	0.232	0.000	0.000	1.320

RF Exposure conditions	Test Position	Standalone SAR (W/kg)												∑ 1-g SAR (W/kg)
		101	106	37	38	49	50	61	62	85	86	73	74	101+106+(37/38/49/50/61/62/85/86/73/74)
		WWAN ANT 1 Pstate 2	WWAN ANT 8 Pstate 2	Wi-Fi 2.4G Pstate 3 ANT1	Wi-Fi 2.4G Pstate 3 ANT2	Wi-Fi 5/6G Pstate 3 ANT5	Wi-Fi 5/6G Pstate 3 ANT6	BT Pstate 3 ANT1	BT Pstate 3 ANT2	802.15.4 Pstate 3 ANT1	802.15.4 Pstate 3 ANT2	NB UNII Pstate 3 ANT5	NB UNII Pstate 3 ANT6	WWAN ANT 1 + WWAN ANT 8 + Connectivity
Body-worn & Hotspot	Back	0.977	0.780	0.438	0.594	0.579	0.594	0.496	0.576	0.527	0.562	0.588	0.588	2.351
	Front	0.820	0.404	0.438	0.528	0.579	0.594	0.000	0.489	0.000	0.000	0.000	0.000	1.818
Hotspot	Edge Top	0.000	0.152	0.582	0.572	0.145	0.000	0.000	0.000	0.000	0.000	0.000	0.000	0.734
	Edge Right	0.969	0.015	0.582	0.572	0.145	0.000	0.582	0.000	0.593	0.000	0.097	0.000	1.578
	Edge Bottom	0.907	0.000	0.582	0.572	0.145	0.000	0.000	0.000	0.000	0.000	0.000	0.000	1.488
	Edge Left	0.657	0.986	0.582	0.572	0.145	0.000	0.000	0.428	0.000	0.232	0.000	0.000	2.224

RF Exposure conditions	Test Position	Standalone SAR (W/kg)												∑ 1-g SAR (W/kg)
		103	102	37	38	49	50	61	62	85	86	73	74	103+102+(37/38/49/50/61/62/85/86/73/74)
		WWAN ANT 3 Pstate 2	WWAN ANT 2 Pstate 2	Wi-Fi 2.4G Pstate 3 ANT1	Wi-Fi 2.4G Pstate 3 ANT2	Wi-Fi 5/6G Pstate 3 ANT5	Wi-Fi 5/6G Pstate 3 ANT6	BT Pstate 3 ANT1	BT Pstate 3 ANT2	802.15.4 Pstate 3 ANT1	802.15.4 Pstate 3 ANT2	NB UNII Pstate 3 ANT5	NB UNII Pstate 3 ANT6	WWAN ANT 3 + WWAN ANT 2 + Connectivity
Body-worn & Hotspot	Back	0.987	0.926	0.438	0.594	0.579	0.594	0.496	0.576	0.527	0.562	0.588	0.588	2.508
	Front	0.875	0.959	0.438	0.528	0.579	0.594	0.000	0.489	0.000	0.000	0.000	0.000	2.428
Hotspot	Edge Top	0.000	0.996	0.582	0.572	0.145	0.000	0.000	0.000	0.000	0.000	0.000	0.000	1.577
	Edge Right	0.694	0.566	0.582	0.572	0.145	0.000	0.582	0.000	0.593	0.000	0.097	0.000	1.853
	Edge Bottom	0.844	0.000	0.582	0.572	0.145	0.000	0.000	0.000	0.000	0.000	0.000	0.000	1.426
	Edge Left	0.986	0.989	0.582	0.572	0.145	0.000	0.000	0.428	0.000	0.232	0.000	0.000	2.556

RF Exposure conditions	Test Position	Standalone SAR (W/kg)												∑ 1-g SAR (W/kg)
		103	104	37	38	49	50	61	62	85	86	73	74	103+104+(37/38/49/50/61/62/85/86/73/74)
		WWAN ANT 3 Pstate 2	WWAN ANT 4 Pstate 2	Wi-Fi 2.4G Pstate 3 ANT1	Wi-Fi 2.4G Pstate 3 ANT2	Wi-Fi 5/6G Pstate 3 ANT5	Wi-Fi 5/6G Pstate 3 ANT6	BT Pstate 3 ANT1	BT Pstate 3 ANT2	802.15.4 Pstate 3 ANT1	802.15.4 Pstate 3 ANT2	NB UNII Pstate 3 ANT5	NB UNII Pstate 3 ANT6	WWAN ANT 3 + WWAN ANT 4 + Connectivity
Body-worn & Hotspot	Back	0.987	0.976	0.438	0.594	0.579	0.594	0.496	0.576	0.527	0.562	0.588	0.588	2.558
	Front	0.875	0.906	0.438	0.528	0.579	0.594	0.000	0.489	0.000	0.000	0.000	0.000	2.375
Hotspot	Edge Top	0.000	0.684	0.582	0.572	0.145	0.000	0.000	0.000	0.000	0.000	0.000	0.000	1.266
	Edge Right	0.694	0.988	0.582	0.572	0.145	0.000	0.582	0.000	0.593	0.000	0.097	0.000	2.275
	Edge Bottom	0.844	0.000	0.582	0.572	0.145	0.000	0.000	0.000	0.000	0.000	0.000	0.000	1.426
	Edge Left	0.986	0.081	0.582	0.572	0.145	0.000	0.000	0.428	0.000	0.232	0.000	0.000	1.648

RF Exposure conditions	Test Position	Standalone SAR (W/kg)												∑ 1-g SAR (W/kg)
		103	106	37	38	49	50	61	62	85	86	73	74	103+106+(37/38/49/50/61/62/85/86/73/74)
		WWAN ANT 3 Pstate 2	WWAN ANT 8 Pstate 2	Wi-Fi 2.4G Pstate 3 ANT1	Wi-Fi 2.4G Pstate 3 ANT2	Wi-Fi 5/6G Pstate 3 ANT5	Wi-Fi 5/6G Pstate 3 ANT6	BT Pstate 3 ANT1	BT Pstate 3 ANT2	802.15.4 Pstate 3 ANT1	802.15.4 Pstate 3 ANT2	NB UNII Pstate 3 ANT5	NB UNII Pstate 3 ANT6	WWAN ANT 3 + WWAN ANT 8 + Connectivity
Body-worn & Hotspot	Back	0.987	0.780	0.438	0.594	0.579	0.594	0.496	0.576	0.527	0.562	0.588	0.588	2.361
	Front	0.875	0.404	0.438	0.528	0.579	0.594	0.000	0.489	0.000	0.000	0.000	0.000	1.873
Hotspot	Edge Top	0.000	0.152	0.582	0.572	0.145	0.000	0.000	0.000	0.000	0.000	0.000	0.000	0.734
	Edge Right	0.694	0.015	0.582	0.572	0.145	0.000	0.582	0.000	0.593	0.000	0.097	0.000	1.303
	Edge Bottom	0.844	0.000	0.582	0.572	0.145	0.000	0.000	0.000	0.000	0.000	0.000	0.000	1.426
	Edge Left	0.986	0.986	0.582	0.572	0.145	0.000	0.000	0.428	0.000	0.232	0.000	0.000	2.553

RF Exposure conditions	Test Position	Standalone SAR (W/kg)												∑ 1-g SAR (W/kg)
		105	102	37	38	49	50	61	62	85	86	73	74	105+102+(37/38/49/50/61/62/85/86/73/74)
		WWAN ANT 7 Pstate 2	WWAN ANT 2 Pstate 2	Wi-Fi 2.4G Pstate 3 ANT1	Wi-Fi 2.4G Pstate 3 ANT2	Wi-Fi 5/6G Pstate 3 ANT5	Wi-Fi 5/6G Pstate 3 ANT6	BT Pstate 3 ANT1	BT Pstate 3 ANT2	802.15.4 Pstate 3 ANT1	802.15.4 Pstate 3 ANT2	NB UNII Pstate 3 ANT5	NB UNII Pstate 3 ANT6	WWAN ANT 7 + WWAN ANT 2 + Connectivity
Body-worn & Hotspot	Back	0.902	0.926	0.438	0.594	0.579	0.594	0.496	0.576	0.527	0.562	0.588	0.588	2.422
	Front	0.491	0.959	0.438	0.528	0.579	0.594	0.000	0.489	0.000	0.000	0.000	0.000	2.044
Hotspot	Edge Top	0.000	0.996	0.582	0.572	0.145	0.000	0.000	0.000	0.000	0.000	0.000	0.000	1.577
	Edge Right	0.978	0.566	0.582	0.572	0.145	0.000	0.582	0.000	0.593	0.000	0.097	0.000	2.138
	Edge Bottom	0.238	0.000	0.582	0.572	0.145	0.000	0.000	0.000	0.000	0.000	0.000	0.000	0.820
	Edge Left	0.030	0.989	0.582	0.572	0.145	0.000	0.000	0.428	0.000	0.232	0.000	0.000	1.601

RF Exposure conditions	Test Position	Standalone SAR (W/kg)												∑ 1-g SAR (W/kg)
		105	104	37	38	49	50	61	62	85	86	73	74	105+104+(37/38/49/50/61/62/85/86/73/74)
		WWAN ANT 7 Pstate 2	WWAN ANT 4 Pstate 2	Wi-Fi 2.4G Pstate 3 ANT1	Wi-Fi 2.4G Pstate 3 ANT2	Wi-Fi 5/6G Pstate 3 ANT5	Wi-Fi 5/6G Pstate 3 ANT6	BT Pstate 3 ANT1	BT Pstate 3 ANT2	802.15.4 Pstate 3 ANT1	802.15.4 Pstate 3 ANT2	NB UNII Pstate 3 ANT5	NB UNII Pstate 3 ANT6	WWAN ANT 7 + WWAN ANT 4 + Connectivity
Body-worn & Hotspot	Back	0.902	0.976	0.438	0.594	0.579	0.594	0.496	0.576	0.527	0.562	0.588	0.588	2.472
	Front	0.491	0.906	0.438	0.528	0.579	0.594	0.000	0.489	0.000	0.000	0.000	0.000	1.990
Hotspot	Edge Top	0.000	0.684	0.582	0.572	0.145	0.000	0.000	0.000	0.000	0.000	0.000	0.000	1.266
	Edge Right	0.978	0.988	0.582	0.572	0.145	0.000	0.582	0.000	0.593	0.000	0.097	0.000	2.560
	Edge Bottom	0.238	0.000	0.582	0.572	0.145	0.000	0.000	0.000	0.000	0.000	0.000	0.000	0.820
	Edge Left	0.030	0.081	0.582	0.572	0.145	0.000	0.000	0.428	0.000	0.232	0.000	0.000	0.693

RF Exposure conditions	Test Position	Standalone SAR (W/kg)												∑ 1-g SAR (W/kg)
		105	106	37	38	49	50	61	62	85	86	73	74	105+106+(37/38/49/50/61/62/85/86/73/74)
		WWAN ANT 7 Pstate 2	WWAN ANT 8 Pstate 2	Wi-Fi 2.4G Pstate 3 ANT1	Wi-Fi 2.4G Pstate 3 ANT2	Wi-Fi 5/6G Pstate 3 ANT5	Wi-Fi 5/6G Pstate 3 ANT6	BT Pstate 3 ANT1	BT Pstate 3 ANT2	802.15.4 Pstate 3 ANT1	802.15.4 Pstate 3 ANT2	NB UNII Pstate 3 ANT5	NB UNII Pstate 3 ANT6	WWAN ANT 7 + WWAN ANT 8 + Connectivity
Body-worn & Hotspot	Back	0.902	0.780	0.438	0.594	0.579	0.594	0.496	0.576	0.527	0.562	0.588	0.588	2.276
	Front	0.491	0.404	0.438	0.528	0.579	0.594	0.000	0.489	0.000	0.000	0.000	0.000	1.489
Hotspot	Edge Top	0.000	0.152	0.582	0.572	0.145	0.000	0.000	0.000	0.000	0.000	0.000	0.000	0.734
	Edge Right	0.978	0.015	0.582	0.572	0.145	0.000	0.582	0.000	0.593	0.000	0.097	0.000	1.587
	Edge Bottom	0.238	0.000	0.582	0.572	0.145	0.000	0.000	0.000	0.000	0.000	0.000	0.000	0.820
	Edge Left	0.030	0.986	0.582	0.572	0.145	0.000	0.000	0.428	0.000	0.232	0.000	0.000	**1.597**

This report shall not be reproduced without the written approval of UL Verification Services Inc.

RF Exposure conditions	Test Position	Standalone SAR (W/kg)												∑ 1-g SAR (W/kg)
		107	102	37	38	49	50	61	62	85	86	73	74	107+102+(37/38/49/50/61/62/85/86/73/74)
		WWAN ANT 9 Pstate 2	WWAN ANT 2 Pstate 2	Wi-Fi 2.4G Pstate 3 ANT1	Wi-Fi 2.4G Pstate 3 ANT2	Wi-Fi 5/6G Pstate 3 ANT5	Wi-Fi 5/6G Pstate 3 ANT6	BT Pstate 3 ANT1	BT Pstate 3 ANT2	802.15.4 Pstate 3 ANT1	802.15.4 Pstate 3 ANT2	NB UNII Pstate 3 ANT5	NB UNII Pstate 3 ANT6	WWAN ANT 9 + WWAN ANT 2 + Connectivity
Body-worn & Hotspot	Back	0.874	0.926	0.438	0.594	0.579	0.594	0.496	0.576	0.527	0.562	0.588	0.588	2.395
	Front	0.830	0.959	0.438	0.528	0.579	0.594	0.000	0.489	0.000	0.000	0.000	0.000	2.383
Hotspot	Edge Top	0.000	0.996	0.582	0.572	0.145	0.000	0.000	0.000	0.000	0.000	0.000	0.000	1.577
	Edge Right	0.051	0.566	0.582	0.572	0.145	0.000	0.582	0.000	0.593	0.000	0.097	0.000	1.210
	Edge Bottom	0.593	0.000	0.582	0.572	0.145	0.000	0.000	0.000	0.000	0.000	0.000	0.000	1.175
	Edge Left	0.984	0.989	0.582	0.572	0.145	0.000	0.000	0.428	0.000	0.232	0.000	0.000	2.555

RF Exposure conditions	Test Position	Standalone SAR (W/kg)												∑ 1-g SAR (W/kg)
		107	104	37	38	49	50	61	62	85	86	73	74	107+104+(37/38/49/50/61/62/85/86/73/74)
		WWAN ANT 9 Pstate 2	WWAN ANT 4 Pstate 2	Wi-Fi 2.4G Pstate 3 ANT1	Wi-Fi 2.4G Pstate 3 ANT2	Wi-Fi 5/6G Pstate 3 ANT5	Wi-Fi 5/6G Pstate 3 ANT6	BT Pstate 3 ANT1	BT Pstate 3 ANT2	802.15.4 Pstate 3 ANT1	802.15.4 Pstate 3 ANT2	NB UNII Pstate 3 ANT5	NB UNII Pstate 3 ANT6	WWAN ANT 9 + WWAN ANT 4 + Connectivity
Body-worn & Hotspot	Back	0.874	0.976	0.438	0.594	0.579	0.594	0.496	0.576	0.527	0.562	0.588	0.588	2.445
	Front	0.830	0.906	0.438	0.528	0.579	0.594	0.000	0.489	0.000	0.000	0.000	0.000	2.329
Hotspot	Edge Top	0.000	0.684	0.582	0.572	0.145	0.000	0.000	0.000	0.000	0.000	0.000	0.000	1.266
	Edge Right	0.051	0.988	0.582	0.572	0.145	0.000	0.582	0.000	0.593	0.000	0.097	0.000	1.632
	Edge Bottom	0.593	0.000	0.582	0.572	0.145	0.000	0.000	0.000	0.000	0.000	0.000	0.000	1.175
	Edge Left	0.984	0.081	0.582	0.572	0.145	0.000	0.000	0.428	0.000	0.232	0.000	0.000	1.647

RF Exposure conditions	Test Position	Standalone SAR (W/kg)												∑ 1-g SAR (W/kg)
		107	106	37	38	49	50	61	62	85	86	73	74	107+106+(37/38/49/50/61/62/85/86/73/74)
		WWAN ANT 9 Pstate 2	WWAN ANT 8 Pstate 2	Wi-Fi 2.4G Pstate 3 ANT1	Wi-Fi 2.4G Pstate 3 ANT2	Wi-Fi 5/6G Pstate 3 ANT5	Wi-Fi 5/6G Pstate 3 ANT6	BT Pstate 3 ANT1	BT Pstate 3 ANT2	802.15.4 Pstate 3 ANT1	802.15.4 Pstate 3 ANT2	NB UNII Pstate 3 ANT5	NB UNII Pstate 3 ANT6	WWAN ANT 9 + WWAN ANT 8 + Connectivity
Body-worn & Hotspot	Back	0.874	0.780	0.438	0.594	0.579	0.594	0.496	0.576	0.527	0.562	0.588	0.588	2.248
	Front	0.830	0.404	0.438	0.528	0.579	0.594	0.000	0.489	0.000	0.000	0.000	0.000	1.827
Hotspot	Edge Top	0.000	0.152	0.582	0.572	0.145	0.000	0.000	0.000	0.000	0.000	0.000	0.000	0.734
	Edge Right	0.051	0.015	0.582	0.572	0.145	0.000	0.582	0.000	0.593	0.000	0.097	0.000	0.660
	Edge Bottom	0.593	0.000	0.582	0.572	0.145	0.000	0.000	0.000	0.000	0.000	0.000	0.000	1.175
	Edge Left	0.984	0.986	0.582	0.572	0.145	0.000	0.000	0.428	0.000	0.232	0.000	0.000	2.551

This report shall not be reproduced without the written approval of UL Verification Services Inc.

13.3. SPLSR Analysis

13.3.1. SPLSR for Back Analysis

SPLSR for ANT 1 + (ANT 1/2/5/6)

RF Exposure Conditions	Test Position	Mode	SAR	X	Y	Z	Antenna A+B	d: Calculated distance (m)	Worst Case SPLSR
			W/kg	m	m	m			
Body & Hotspot	Back	WWAN_ANT 1 PS1	1.168	-56.0	-69.2	-202.0	WWAN_ANT 1 PS1 + WWAN_ANT 2 PS1	147.8	0.05
		WWAN_ANT 2 PS1	1.179	-3.3	68.9	-202.0	WWAN_ANT 1 PS1 + Wi-Fi 2.4G_ANT 2 PS5	153.1	
		Wi-Fi 2.4G_ANT 1 PS5	0.293	-60.3	-53.6	-202.0	WWAN_ANT 1 PS1 + Wi-Fi 5G_ANT 5 PS5	111.9	
		Wi-Fi 2.4G_ANT 2 PS5	0.397	4.8	71.3	-202.0	WWAN_ANT 1 PS1 + Wi-Fi 5G_ANT 6 PS5	137.7	
		Wi-Fi 5G_ANT 5 PS5	0.381	-57.1	42.7	-202.0	WWAN_ANT 1 PS1 + BT_ANT 2 PS5	154.7	
		Wi-Fi 5G_ANT 6 PS5	0.397	-5.5	58.9	-202.0	WWAN_ANT 1 PS1 + 802.15.4_ANT 2 PS5	154.2	
		BT_ANT 1 PS5	0.332	-61.0	-55.6	-202.0	WWAN_ANT 1 PS1 + NB-UNII_ANT 5 PS5	115.8	
		BT_ANT 2 PS5	0.385	7.1	72.0	-202.0	WWAN_ANT 1 PS1 + NB-UNII_ANT 6 PS5	130.0	
		802.15.4_ANT 1 PS5	0.352	-59.1	-53.9	-202.0	Wi-Fi 2.4G_ANT 1 PS5 + WWAN_ANT 2 PS1	135.1	
		802.15.4_ANT 2 PS5	0.375	4.5	72.6	-202.0	Wi-Fi 2.4G_ANT 1 PS5 + Wi-Fi 2.4G_ANT 2 PS5	140.8	
		NB-UNII_ANT 5 PS5	0.393	-54.4	46.6	-202.0	Wi-Fi 2.4G_ANT 1 PS5 + Wi-Fi 5G_ANT 5 PS5	96.4	
		NB-UNII_ANT 6 PS5	0.393	-26.7	57.5	-202.0	Wi-Fi 2.4G_ANT 1 PS5 + Wi-Fi 5G_ANT 6 PS5	125.1	
							Wi-Fi 2.4G_ANT 1 PS5 + BT_ANT 2 PS5	142.5	
							Wi-Fi 2.4G_ANT 1 PS5 + 802.15.4_ANT 2 PS5	141.9	
							Wi-Fi 2.4G_ANT 1 PS5 + NB-UNII_ANT 5 PS5	100.4	
							Wi-Fi 2.4G_ANT 1 PS5 + NB-UNII_ANT 6 PS5	116.1	
							BT_ANT 1 PS5 + WWAN_ANT 2 PS1	137.2	
							BT_ANT 1 PS5 + Wi-Fi 2.4G_ANT 2 PS5	142.9	
							BT_ANT 1 PS5 + Wi-Fi 5G_ANT 5 PS5	98.4	
							BT_ANT 1 PS5 + Wi-Fi 5G_ANT 6 PS5	127.2	
							BT_ANT 1 PS5 + BT_ANT 2 PS5	144.6	
							BT_ANT 1 PS5 + 802.15.4_ANT 2 PS5	144.0	
							BT_ANT 1 PS5 + NB-UNII_ANT 5 PS5	102.4	
							BT_ANT 1 PS5 + NB-UNII_ANT 6 PS5	118.2	
							802.15.4_ANT 1 PS5 + WWAN_ANT 2 PS1	134.9	
							802.15.4_ANT 1 PS5 + Wi-Fi 2.4G_ANT 2 PS5	140.6	
							802.15.4_ANT 1 PS5 + Wi-Fi 5G_ANT 5 PS5	96.6	
							802.15.4_ANT 1 PS5 + Wi-Fi 5G_ANT 6 PS5	124.9	
							802.15.4_ANT 1 PS5 + BT_ANT 2 PS5	142.2	
							802.15.4_ANT 1 PS5 + 802.15.4_ANT 2 PS5	141.6	
							802.15.4_ANT 1 PS5 + NB-UNII_ANT 5 PS5	100.6	
							802.15.4_ANT 1 PS5 + NB-UNII_ANT 6 PS5	116.0	

SPLSR for ANT 1 + (ANT 1/4/5/6)

RF Exposure Conditions	Test Position	Mode	SAR	X	Y	Z	Antenna A+B	d: Calculated distance (m)	Worst Case SPLSR
			W/kg	m	m	m			
Body & Hotspot	Back	WWAN_ANT 1 PS1	1.168	-56.0	-69.2	-202.0	WWAN_ANT 1 PS1 + WWAN_ANT 4 PS1	137.7	0.05
		WWAN_ANT 4 PS1	1.171	-45.0	68.1	-202.0	WWAN_ANT 1 PS1 + Wi-Fi 2.4G_ANT 2 PS5	153.1	
		Wi-Fi 2.4G_ANT 1 PS5	0.293	-60.3	-53.6	-202.0	WWAN_ANT 1 PS1 + Wi-Fi 5G_ANT 5 PS5	111.9	
		Wi-Fi 2.4G_ANT 2 PS5	0.397	4.8	71.3	-202.0	WWAN_ANT 1 PS1 + Wi-Fi 5G_ANT 6 PS5	137.7	
		Wi-Fi 5G_ANT 5 PS5	0.381	-57.1	42.7	-202.0	WWAN_ANT 1 PS1 + BT_ANT 2 PS5	154.7	
		Wi-Fi 5G_ANT 6 PS5	0.397	-5.5	58.9	-202.0	WWAN_ANT 1 PS1 + 802.15.4_ANT 2 PS5	154.2	
		BT_ANT 1 PS5	0.332	-61.0	-55.6	-202.0	WWAN_ANT 1 PS1 + NB-UNII_ANT 5 PS5	115.8	
		BT_ANT 2 PS5	0.385	7.1	72.0	-202.0	WWAN_ANT 1 PS1 + NB-UNII_ANT 6 PS5	130.0	
		802.15.4_ANT 1 PS5	0.352	-59.1	-53.9	-202.0	Wi-Fi 2.4G_ANT 1 PS5 + WWAN_ANT 4 PS1	122.7	
		802.15.4_ANT 2 PS5	0.375	4.5	72.6	-202.0	Wi-Fi 2.4G_ANT 1 PS5 + Wi-Fi 2.4G_ANT 2 PS5	140.8	
		NB-UNII_ANT 5 PS5	0.393	-54.4	46.6	-202.0	Wi-Fi 2.4G_ANT 1 PS5 + Wi-Fi 5G_ANT 5 PS5	96.4	
		NB-UNII_ANT 6 PS5	0.393	-26.7	57.5	-202.0	Wi-Fi 2.4G_ANT 1 PS5 + Wi-Fi 5G_ANT 6 PS5	125.1	
							Wi-Fi 2.4G_ANT 1 PS5 + BT_ANT 2 PS5	142.5	
							Wi-Fi 2.4G_ANT 1 PS5 + 802.15.4_ANT 2 PS5	141.9	
							Wi-Fi 2.4G_ANT 1 PS5 + NB-UNII_ANT 5 PS5	100.4	
							Wi-Fi 2.4G_ANT 1 PS5 + NB-UNII_ANT 6 PS5	116.1	
							BT_ANT 1 PS5 + WWAN_ANT 4 PS1	124.7	
							BT_ANT 1 PS5 + Wi-Fi 2.4G_ANT 2 PS5	142.9	
							BT_ANT 1 PS5 + Wi-Fi 5G_ANT 5 PS5	98.4	
							BT_ANT 1 PS5 + Wi-Fi 5G_ANT 6 PS5	127.2	
							BT_ANT 1 PS5 + BT_ANT 2 PS5	144.6	
							BT_ANT 1 PS5 + 802.15.4_ANT 2 PS5	144.0	
							BT_ANT 1 PS5 + NB-UNII_ANT 5 PS5	102.4	
							BT_ANT 1 PS5 + NB-UNII_ANT 6 PS5	118.2	
							802.15.4_ANT 1 PS5 + WWAN_ANT 4 PS1	122.8	
							802.15.4_ANT 1 PS5 + Wi-Fi 2.4G_ANT 2 PS5	140.6	
							802.15.4_ANT 1 PS5 + Wi-Fi 5G_ANT 5 PS5	96.6	
							802.15.4_ANT 1 PS5 + Wi-Fi 5G_ANT 6 PS5	124.9	
							802.15.4_ANT 1 PS5 + BT_ANT 2 PS5	142.2	
							802.15.4_ANT 1 PS5 + 802.15.4_ANT 2 PS5	141.6	
							802.15.4_ANT 1 PS5 + NB-UNII_ANT 5 PS5	100.6	
							802.15.4_ANT 1 PS5 + NB-UNII_ANT 6 PS5	116.0	

This report shall not be reproduced without the written approval of UL Verification Services Inc.

SPLSR for ANT 1 + (ANT 1/8/5/6)

RF Exposure Conditions	Test Position	Mode	SAR	X	Y	Z	Antenna A+B	d: Calculated distance (m)	Worst Case SPLSR
			W/kg	m	m	m			
Body & Hotspot	Back	WWAN_ANT 1 PS1	1.168	-56.0	-69.2	-202.0	WWAN_ANT 1 PS1 + WWAN_ANT 8 PS1	135.6	0.04
		WWAN_ANT 8 PS1	0.937	9.7	49.4	-202.0	WWAN_ANT 1 PS1 + Wi-Fi 2.4G_ANT 2 PS5	153.1	
		Wi-Fi 2.4G_ANT 1 PS5	0.293	-60.3	-53.6	-202.0	WWAN_ANT 1 PS1 + Wi-Fi 5G_ANT 5 PS5	111.9	
		Wi-Fi 2.4G_ANT 2 PS5	0.397	4.8	71.3	-202.0	WWAN_ANT 1 PS1 + Wi-Fi 5G_ANT 6 PS5	137.7	
		Wi-Fi 5G_ANT 5 PS5	0.381	-57.1	42.7	-202.0	WWAN_ANT 1 PS1 + BT_ANT 2 PS5	154.7	
		Wi-Fi 5G_ANT 6 PS5	0.397	-5.5	58.9	-202.0	WWAN_ANT 1 PS1 + 802.15.4_ANT 2 PS5	154.2	
		BT_ANT 1 PS5	0.332	-61.0	-55.6	-202.0	WWAN_ANT 1 PS1 + NB-UNII_ANT 5 PS5	115.8	
		BT_ANT 2 PS5	0.385	7.1	72.0	-202.0	WWAN_ANT 1 PS1 + NB-UNII_ANT 6 PS5	130.0	
		802.15.4_ANT 1 PS5	0.352	-59.1	-53.9	-202.0	Wi-Fi 2.4G_ANT 1 PS5 + WWAN_ANT 8 PS1	124.5	
		802.15.4_ANT 2 PS5	0.375	4.5	72.6	-202.0	Wi-Fi 2.4G_ANT 1 PS5 + Wi-Fi 2.4G_ANT 2 PS5	140.8	
		NB-UNII_ANT 5 PS5	0.393	-54.4	46.6	-202.0	Wi-Fi 2.4G_ANT 1 PS5 + Wi-Fi 5G_ANT 5 PS5	96.4	
		NB-UNII_ANT 6 PS5	0.393	-26.7	57.5	-202.0	Wi-Fi 2.4G_ANT 1 PS5 + Wi-Fi 5G_ANT 6 PS5	125.1	
							Wi-Fi 2.4G_ANT 1 PS5 + BT_ANT 2 PS5	142.5	
							Wi-Fi 2.4G_ANT 1 PS5 + 802.15.4_ANT 2 PS5	141.9	
							Wi-Fi 2.4G_ANT 1 PS5 + NB-UNII_ANT 5 PS5	100.4	
							Wi-Fi 2.4G_ANT 1 PS5 + NB-UNII_ANT 6 PS5	116.1	
							BT_ANT 1 PS5 + WWAN_ANT 8 PS1	126.6	
							BT_ANT 1 PS5 + Wi-Fi 2.4G_ANT 2 PS5	142.9	
							BT_ANT 1 PS5 + Wi-Fi 5G_ANT 5 PS5	98.4	
							BT_ANT 1 PS5 + Wi-Fi 5G_ANT 6 PS5	127.2	
							BT_ANT 1 PS5 + BT_ANT 2 PS5	144.6	
							BT_ANT 1 PS5 + 802.15.4_ANT 2 PS5	144.0	
							BT_ANT 1 PS5 + NB-UNII_ANT 5 PS5	102.4	
							BT_ANT 1 PS5 + NB-UNII_ANT 6 PS5	118.2	
							802.15.4_ANT 1 PS5 + WWAN_ANT 8 PS1	124.1	
							802.15.4_ANT 1 PS5 + Wi-Fi 2.4G_ANT 2 PS5	140.6	
							802.15.4_ANT 1 PS5 + Wi-Fi 5G_ANT 5 PS5	96.6	
							802.15.4_ANT 1 PS5 + Wi-Fi 5G_ANT 6 PS5	124.9	
							802.15.4_ANT 1 PS5 + BT_ANT 2 PS5	142.2	
							802.15.4_ANT 1 PS5 + 802.15.4_ANT 2 PS5	141.6	
							802.15.4_ANT 1 PS5 + NB-UNII_ANT 5 PS5	100.6	
							802.15.4_ANT 1 PS5 + NB-UNII_ANT 6 PS5	116.0	

SPLSR for ANT 3 + (ANT 1/2/5/6)

RF Exposure Conditions	Test Position	Mode	SAR	X	Y	Z	Antenna A+B	d: Calculated distance (m)	Worst Case SPLSR
			W/kg	m	m	m			
Body & Hotspot	Back	WWAN_ANT 3 PS1	1.187	3.0	-68.1	-202.0	WWAN_ANT 3 PS1 + WWAN_ANT 2 PS1	137.1	0.05
		WWAN_ANT 2 PS1	1.179	-3.3	68.9	-202.0	WWAN_ANT 3 PS1 + Wi-Fi 2.4G_ANT 2 PS5	139.4	
		Wi-Fi 2.4G_ANT 1 PS5	0.293	-60.3	-53.6	-202.0	WWAN_ANT 3 PS1 + Wi-Fi 5G_ANT 5 PS5	126.1	
		Wi-Fi 2.4G_ANT 2 PS5	0.397	4.8	71.3	-202.0	WWAN_ANT 3 PS1 + Wi-Fi 5G_ANT 6 PS5	127.3	
		Wi-Fi 5G_ANT 5 PS5	0.381	-57.1	42.7	-202.0	WWAN_ANT 3 PS1 + BT_ANT 2 PS5	140.2	
		Wi-Fi 5G_ANT 6 PS5	0.397	-5.5	58.9	-202.0	WWAN_ANT 3 PS1 + 802.15.4_ANT 2 PS5	140.7	
		BT_ANT 1 PS5	0.332	-61.0	-55.6	-202.0	WWAN_ANT 3 PS1 + NB-UNII_ANT 5 PS5	128.3	
		BT_ANT 2 PS5	0.385	7.1	72.0	-202.0	WWAN_ANT 3 PS1 + NB-UNII_ANT 6 PS5	129.1	
		802.15.4_ANT 1 PS5	0.352	-59.1	-53.9	-202.0	Wi-Fi 2.4G_ANT 1 PS5 + WWAN_ANT 2 PS1	135.1	
		802.15.4_ANT 2 PS5	0.375	4.5	72.6	-202.0	Wi-Fi 2.4G_ANT 1 PS5 + Wi-Fi 2.4G_ANT 2 PS5	140.8	
		NB-UNII_ANT 5 PS5	0.393	-54.4	46.6	-202.0	Wi-Fi 2.4G_ANT 1 PS5 + Wi-Fi 5G_ANT 5 PS5	96.4	
		NB-UNII_ANT 6 PS5	0.393	-26.7	57.5	-202.0	Wi-Fi 2.4G_ANT 1 PS5 + Wi-Fi 5G_ANT 6 PS5	125.1	
							Wi-Fi 2.4G_ANT 1 PS5 + BT_ANT 2 PS5	142.5	
							Wi-Fi 2.4G_ANT 1 PS5 + 802.15.4_ANT 2 PS5	141.9	
							Wi-Fi 2.4G_ANT 1 PS5 + NB-UNII_ANT 5 PS5	100.4	
							Wi-Fi 2.4G_ANT 1 PS5 + NB-UNII_ANT 6 PS5	116.1	
							BT_ANT 1 PS5 + WWAN_ANT 2 PS1	137.2	
							BT_ANT 1 PS5 + Wi-Fi 2.4G_ANT 2 PS5	142.9	
							BT_ANT 1 PS5 + Wi-Fi 5G_ANT 5 PS5	98.4	
							BT_ANT 1 PS5 + Wi-Fi 5G_ANT 6 PS5	127.2	
							BT_ANT 1 PS5 + BT_ANT 2 PS5	144.6	
							BT_ANT 1 PS5 + 802.15.4_ANT 2 PS5	144.0	
							BT_ANT 1 PS5 + NB-UNII_ANT 5 PS5	102.4	
							BT_ANT 1 PS5 + NB-UNII_ANT 6 PS5	118.2	
							802.15.4_ANT 1 PS5 + WWAN_ANT 2 PS1	134.9	
							802.15.4_ANT 1 PS5 + Wi-Fi 2.4G_ANT 2 PS5	140.6	
							802.15.4_ANT 1 PS5 + Wi-Fi 5G_ANT 5 PS5	96.6	
							802.15.4_ANT 1 PS5 + Wi-Fi 5G_ANT 6 PS5	124.9	
							802.15.4_ANT 1 PS5 + BT_ANT 2 PS5	142.2	
							802.15.4_ANT 1 PS5 + 802.15.4_ANT 2 PS5	141.6	
							802.15.4_ANT 1 PS5 + NB-UNII_ANT 5 PS5	100.6	
							802.15.4_ANT 1 PS5 + NB-UNII_ANT 6 PS5	116.0	

This report shall not be reproduced without the written approval of UL Verification Services Inc.

SPLSR for ANT 3 + (ANT 1/4/5/6)

RF Exposure Conditions	Test Position	Mode	SAR	X	Y	Z	Antenna A+B	d: Calculated distance (m)	Worst Case SPLSR
			W/kg	m	m	m			
Body & Hotspot	Back	WWAN_ANT 3 PS1	1.187	3.0	-68.1	-202.0	WWAN_ANT 3 PS1 + WWAN_ANT 4 PS1	144.4	0.05
		WWAN_ANT 4 PS1	1.171	-45.0	68.1	-202.0	WWAN_ANT 3 PS1 + Wi-Fi 2.4G_ANT 2 PS5	139.4	
		Wi-Fi 2.4G_ANT 1 PS5	0.293	-60.3	-53.6	-202.0	WWAN_ANT 3 PS1 + Wi-Fi 5G_ANT 5 PS5	126.1	
		Wi-Fi 2.4G_ANT 2 PS5	0.397	4.8	71.3	-202.0	WWAN_ANT 3 PS1 + Wi-Fi 5G_ANT 6 PS5	127.3	
		Wi-Fi 5G_ANT 5 PS5	0.381	-57.1	42.7	-202.0	WWAN_ANT 3 PS1 + BT_ANT 2 PS5	140.2	
		Wi-Fi 5G_ANT 6 PS5	0.397	-5.5	58.9	-202.0	WWAN_ANT 3 PS1 + 802.15.4_ANT 2 PS5	140.7	
		BT_ANT 1 PS5	0.332	-61.0	-55.6	-202.0	WWAN_ANT 3 PS1 + NB-UNII_ANT 5 PS5	128.3	
		BT_ANT 2 PS5	0.385	7.1	72.0	-202.0	WWAN_ANT 3 PS1 + NB-UNII_ANT 6 PS5	129.1	
		802.15.4_ANT 1 PS5	0.352	-59.1	-53.9	-202.0	Wi-Fi 2.4G_ANT 1 PS5 + WWAN_ANT 4 PS1	122.7	
		802.15.4_ANT 2 PS5	0.375	4.5	72.6	-202.0	Wi-Fi 2.4G_ANT 1 PS5 + Wi-Fi 2.4G_ANT 2 PS5	140.8	
		NB-UNII_ANT 5 PS5	0.393	-54.4	46.6	-202.0	Wi-Fi 2.4G_ANT 1 PS5 + Wi-Fi 5G_ANT 5 PS5	96.4	
		NB-UNII_ANT 6 PS5	0.393	-26.7	57.5	-202.0	Wi-Fi 2.4G_ANT 1 PS5 + Wi-Fi 5G_ANT 6 PS5	125.1	
							Wi-Fi 2.4G_ANT 1 PS5 + BT_ANT 2 PS5	142.5	
							Wi-Fi 2.4G_ANT 1 PS5 + 802.15.4_ANT 2 PS5	141.9	
							Wi-Fi 2.4G_ANT 1 PS5 + NB-UNII_ANT 5 PS5	100.4	
							Wi-Fi 2.4G_ANT 1 PS5 + NB-UNII_ANT 6 PS5	116.1	
							BT_ANT 1 PS5 + WWAN_ANT 4 PS1	124.7	
							BT_ANT 1 PS5 + Wi-Fi 2.4G_ANT 2 PS5	142.9	
							BT_ANT 1 PS5 + Wi-Fi 5G_ANT 5 PS5	98.4	
							BT_ANT 1 PS5 + Wi-Fi 5G_ANT 6 PS5	127.2	
							BT_ANT 1 PS5 + BT_ANT 2 PS5	144.6	
							BT_ANT 1 PS5 + 802.15.4_ANT 2 PS5	144.0	
							BT_ANT 1 PS5 + NB-UNII_ANT 5 PS5	102.4	
							BT_ANT 1 PS5 + NB-UNII_ANT 6 PS5	118.2	
							802.15.4_ANT 1 PS5 + WWAN_ANT 4 PS1	122.8	
							802.15.4_ANT 1 PS5 + Wi-Fi 2.4G_ANT 2 PS5	140.6	
							802.15.4_ANT 1 PS5 + Wi-Fi 5G_ANT 5 PS5	96.6	
							802.15.4_ANT 1 PS5 + Wi-Fi 5G_ANT 6 PS5	124.9	
							802.15.4_ANT 1 PS5 + BT_ANT 2 PS5	142.2	
							802.15.4_ANT 1 PS5 + 802.15.4_ANT 2 PS5	141.6	
							802.15.4_ANT 1 PS5 + NB-UNII_ANT 5 PS5	100.6	
							802.15.4_ANT 1 PS5 + NB-UNII_ANT 6 PS5	116.0	

SPLSR for ANT 3 + (ANT 1/8/5/6)

RF Exposure Conditions	Test Position	Mode	SAR	X	Y	Z	Antenna A+B	d: Calculated distance (m)	Worst Case SPLSR
			W/kg	m	m	m			
Body & Hotspot	Back	WWAN_ANT 3 PS1	1.187	3.0	-68.1	-202.0	WWAN_ANT 3 PS1 + WWAN_ANT 8 PS1	117.7	0.04
		WWAN_ANT 8 PS1	0.937	9.7	49.4	-202.0	WWAN_ANT 3 PS1 + Wi-Fi 2.4G_ANT 2 PS5	139.4	
		Wi-Fi 2.4G_ANT 1 PS5	0.293	-60.3	-53.6	-202.0	WWAN_ANT 3 PS1 + Wi-Fi 5G_ANT 5 PS5	126.1	
		Wi-Fi 2.4G_ANT 2 PS5	0.397	4.8	71.3	-202.0	WWAN_ANT 3 PS1 + Wi-Fi 5G_ANT 6 PS5	127.3	
		Wi-Fi 5G_ANT 5 PS5	0.381	-57.1	42.7	-202.0	WWAN_ANT 3 PS1 + BT_ANT 2 PS5	140.2	
		Wi-Fi 5G_ANT 6 PS5	0.397	-5.5	58.9	-202.0	WWAN_ANT 3 PS1 + 802.15.4_ANT 2 PS5	140.7	
		BT_ANT 1 PS5	0.332	-61.0	-55.6	-202.0	WWAN_ANT 3 PS1 + NB-UNII_ANT 5 PS5	128.3	
		BT_ANT 2 PS5	0.385	7.1	72.0	-202.0	WWAN_ANT 3 PS1 + NB-UNII_ANT 6 PS5	129.1	
		802.15.4_ANT 1 PS5	0.352	-59.1	-53.9	-202.0	Wi-Fi 2.4G_ANT 1 PS5 + WWAN_ANT 8 PS1	124.5	
		802.15.4_ANT 2 PS5	0.375	4.5	72.6	-202.0	Wi-Fi 2.4G_ANT 1 PS5 + Wi-Fi 2.4G_ANT 2 PS5	140.8	
		NB-UNII_ANT 5 PS5	0.393	-54.4	46.6	-202.0	Wi-Fi 2.4G_ANT 1 PS5 + Wi-Fi 5G_ANT 5 PS5	96.4	
		NB-UNII_ANT 6 PS5	0.393	-26.7	57.5	-202.0	Wi-Fi 2.4G_ANT 1 PS5 + Wi-Fi 5G_ANT 6 PS5	125.1	
							Wi-Fi 2.4G_ANT 1 PS5 + BT_ANT 2 PS5	142.5	
							Wi-Fi 2.4G_ANT 1 PS5 + 802.15.4_ANT 2 PS5	141.9	
							Wi-Fi 2.4G_ANT 1 PS5 + NB-UNII_ANT 5 PS5	100.4	
							Wi-Fi 2.4G_ANT 1 PS5 + NB-UNII_ANT 6 PS5	116.1	
							BT_ANT 1 PS5 + WWAN_ANT 8 PS1	126.6	
							BT_ANT 1 PS5 + Wi-Fi 2.4G_ANT 2 PS5	142.9	
							BT_ANT 1 PS5 + Wi-Fi 5G_ANT 5 PS5	98.4	
							BT_ANT 1 PS5 + Wi-Fi 5G_ANT 6 PS5	127.2	
							BT_ANT 1 PS5 + BT_ANT 2 PS5	144.6	
							BT_ANT 1 PS5 + 802.15.4_ANT 2 PS5	144.0	
							BT_ANT 1 PS5 + NB-UNII_ANT 5 PS5	102.4	
							BT_ANT 1 PS5 + NB-UNII_ANT 6 PS5	118.2	
							802.15.4_ANT 1 PS5 + WWAN_ANT 8 PS1	124.1	
							802.15.4_ANT 1 PS5 + Wi-Fi 2.4G_ANT 2 PS5	140.6	
							802.15.4_ANT 1 PS5 + Wi-Fi 5G_ANT 5 PS5	96.6	
							802.15.4_ANT 1 PS5 + Wi-Fi 5G_ANT 6 PS5	124.9	
							802.15.4_ANT 1 PS5 + BT_ANT 2 PS5	142.2	
							802.15.4_ANT 1 PS5 + 802.15.4_ANT 2 PS5	141.6	
							802.15.4_ANT 1 PS5 + NB-UNII_ANT 5 PS5	100.6	
							802.15.4_ANT 1 PS5 + NB-UNII_ANT 6 PS5	116.0	

This report shall not be reproduced without the written approval of UL Verification Services Inc.

SPLSR for ANT 7 + (ANT 1/2/5/6)

RF Exposure Conditions	Test Position	Mode	SAR	X	Y	Z	Antenna A+B	d: Calculated distance (m)	Worst Case SPLSR
			W/kg	m	m	m			
Body & Hotspot	Back	WWAN_ANT 7 PS1	1.084	-57.4	-52.1	-202	WWAN_ANT 7 PS1 + WWAN_ANT 2 PS1	132.5	0.05
		WWAN_ANT 2 PS1	1.179	-3.3	68.9	-202.0	WWAN_ANT 7 PS1 + Wi-Fi 2.4G_ANT 2 PS5	138.2	
		Wi-Fi 2.4G_ANT 1 PS5	0.293	-60.3	-53.6	-202.0	WWAN_ANT 7 PS1 + Wi-Fi 5G_ANT 5 PS5	94.8	
		Wi-Fi 2.4G_ANT 2 PS5	0.397	4.8	71.3	-202.0	WWAN_ANT 7 PS1 + Wi-Fi 5G_ANT 6 PS5	122.5	
		Wi-Fi 5G_ANT 5 PS5	0.381	-57.1	42.7	-202.0	WWAN_ANT 7 PS1 + BT_ANT 2 PS5	139.9	
		Wi-Fi 5G_ANT 6 PS5	0.397	-5.5	58.9	-202.0	WWAN_ANT 7 PS1 + 802.15.4_ANT 2 PS5	139.2	
		BT_ANT 1 PS5	0.332	-61.0	-55.6	-202.0	WWAN_ANT 7 PS1 + NB-UNII_ANT 5 PS5	98.7	
		BT_ANT 2 PS5	0.385	7.1	72.0	-202.0	WWAN_ANT 7 PS1 + NB-UNII_ANT 6 PS5	113.8	
		802.15.4_ANT 1 PS5	0.352	-59.1	-53.9	-202.0	Wi-Fi 2.4G_ANT 1 PS5 + WWAN_ANT 2 PS1	135.1	
		802.15.4_ANT 2 PS5	0.375	4.5	72.6	-202.0	Wi-Fi 2.4G_ANT 1 PS5 + Wi-Fi 2.4G_ANT 2 PS5	140.8	
		NB-UNII_ANT 5 PS5	0.393	-54.4	46.6	-202.0	Wi-Fi 2.4G_ANT 1 PS5 + Wi-Fi 5G_ANT 5 PS5	96.4	
		NB-UNII_ANT 6 PS5	0.393	-26.7	57.5	-202.0	Wi-Fi 2.4G_ANT 1 PS5 + Wi-Fi 5G_ANT 6 PS5	125.1	
							Wi-Fi 2.4G_ANT 1 PS5 + BT_ANT 2 PS5	142.5	
							Wi-Fi 2.4G_ANT 1 PS5 + 802.15.4_ANT 2 PS5	141.9	
							Wi-Fi 2.4G_ANT 1 PS5 + NB-UNII_ANT 5 PS5	100.4	
							Wi-Fi 2.4G_ANT 1 PS5 + NB-UNII_ANT 6 PS5	116.1	
							BT_ANT 1 PS5 + WWAN_ANT 2 PS1	137.2	
							BT_ANT 1 PS5 + Wi-Fi 2.4G_ANT 2 PS5	142.9	
							BT_ANT 1 PS5 + Wi-Fi 5G_ANT 5 PS5	98.4	
							BT_ANT 1 PS5 + Wi-Fi 5G_ANT 6 PS5	127.2	
							BT_ANT 1 PS5 + BT_ANT 2 PS5	144.6	
							BT_ANT 1 PS5 + 802.15.4_ANT 2 PS5	144.0	
							BT_ANT 1 PS5 + NB-UNII_ANT 5 PS5	102.4	
							BT_ANT 1 PS5 + NB-UNII_ANT 6 PS5	118.2	
							802.15.4_ANT 1 PS5 + WWAN_ANT 2 PS1	134.9	
							802.15.4_ANT 1 PS5 + Wi-Fi 2.4G_ANT 2 PS5	140.6	
							802.15.4_ANT 1 PS5 + Wi-Fi 5G_ANT 5 PS5	96.6	
							802.15.4_ANT 1 PS5 + Wi-Fi 5G_ANT 6 PS5	124.9	
							802.15.4_ANT 1 PS5 + BT_ANT 2 PS5	142.2	
							802.15.4_ANT 1 PS5 + 802.15.4_ANT 2 PS5	141.6	
							802.15.4_ANT 1 PS5 + NB-UNII_ANT 5 PS5	100.6	
							802.15.4_ANT 1 PS5 + NB-UNII_ANT 6 PS5	116.0	

SPLSR for ANT 7 + (ANT 1/4/5/6)

RF Exposure Conditions	Test Position	Mode	SAR	X	Y	Z	Antenna A+B	d: Calculated distance (m)	Worst Case SPLSR
			W/kg	m	m	m			
Body & Hotspot	Back	WWAN_ANT 7 PS1	1.084	-57.4	-52.1	-202	WWAN_ANT 7 PS1 + WWAN_ANT 4 PS1	120.8	0.05
		WWAN_ANT 4 PS1	1.171	-45.0	68.1	-202.0	WWAN_ANT 7 PS1 + Wi-Fi 2.4G_ANT 2 PS5	138.2	
		Wi-Fi 2.4G_ANT 1 PS5	0.293	-60.3	-53.6	-202.0	WWAN_ANT 7 PS1 + Wi-Fi 5G_ANT 5 PS5	94.8	
		Wi-Fi 2.4G_ANT 2 PS5	0.397	4.8	71.3	-202.0	WWAN_ANT 7 PS1 + Wi-Fi 5G_ANT 6 PS5	122.5	
		Wi-Fi 5G_ANT 5 PS5	0.381	-57.1	42.7	-202.0	WWAN_ANT 7 PS1 + BT_ANT 2 PS5	139.9	
		Wi-Fi 5G_ANT 6 PS5	0.397	-5.5	58.9	-202.0	WWAN_ANT 7 PS1 + 802.15.4_ANT 2 PS5	139.2	
		BT_ANT 1 PS5	0.332	-61.0	-55.6	-202.0	WWAN_ANT 7 PS1 + NB-UNII_ANT 5 PS5	98.7	
		BT_ANT 2 PS5	0.385	7.1	72.0	-202.0	WWAN_ANT 7 PS1 + NB-UNII_ANT 6 PS5	113.8	
		802.15.4_ANT 1 PS5	0.352	-59.1	-53.9	-202.0	Wi-Fi 2.4G_ANT 1 PS5 + WWAN_ANT 4 PS1	122.7	
		802.15.4_ANT 2 PS5	0.375	4.5	72.6	-202.0	Wi-Fi 2.4G_ANT 1 PS5 + Wi-Fi 2.4G_ANT 2 PS5	140.8	
		NB-UNII_ANT 5 PS5	0.393	-54.4	46.6	-202.0	Wi-Fi 2.4G_ANT 1 PS5 + Wi-Fi 5G_ANT 5 PS5	96.4	
		NB-UNII_ANT 6 PS5	0.393	-26.7	57.5	-202.0	Wi-Fi 2.4G_ANT 1 PS5 + Wi-Fi 5G_ANT 6 PS5	125.1	
							Wi-Fi 2.4G_ANT 1 PS5 + BT_ANT 2 PS5	142.5	
							Wi-Fi 2.4G_ANT 1 PS5 + 802.15.4_ANT 2 PS5	141.9	
							Wi-Fi 2.4G_ANT 1 PS5 + NB-UNII_ANT 5 PS5	100.4	
							Wi-Fi 2.4G_ANT 1 PS5 + NB-UNII_ANT 6 PS5	116.1	
							BT_ANT 1 PS5 + WWAN_ANT 4 PS1	124.7	
							BT_ANT 1 PS5 + Wi-Fi 2.4G_ANT 2 PS5	142.9	
							BT_ANT 1 PS5 + Wi-Fi 5G_ANT 5 PS5	98.4	
							BT_ANT 1 PS5 + Wi-Fi 5G_ANT 6 PS5	127.2	
							BT_ANT 1 PS5 + BT_ANT 2 PS5	144.6	
							BT_ANT 1 PS5 + 802.15.4_ANT 2 PS5	144.0	
							BT_ANT 1 PS5 + NB-UNII_ANT 5 PS5	102.4	
							BT_ANT 1 PS5 + NB-UNII_ANT 6 PS5	118.2	
							802.15.4_ANT 1 PS5 + WWAN_ANT 4 PS1	122.8	
							802.15.4_ANT 1 PS5 + Wi-Fi 2.4G_ANT 2 PS5	140.6	
							802.15.4_ANT 1 PS5 + Wi-Fi 5G_ANT 5 PS5	96.6	
							802.15.4_ANT 1 PS5 + Wi-Fi 5G_ANT 6 PS5	124.9	
							802.15.4_ANT 1 PS5 + BT_ANT 2 PS5	142.2	
							802.15.4_ANT 1 PS5 + 802.15.4_ANT 2 PS5	141.6	
							802.15.4_ANT 1 PS5 + NB-UNII_ANT 5 PS5	100.6	
							802.15.4_ANT 1 PS5 + NB-UNII_ANT 6 PS5	116.0	

This report shall not be reproduced without the written approval of UL Verification Services Inc.

SPLSR for ANT 7 + (ANT 1/8/5/6)

RF Exposure Conditions	Test Position	Mode	SAR	X	Y	Z	Antenna A+B	d: Calculated distance (m)	Worst Case SPLSR
			W/kg	m	m	m			
Body & Hotspot	Back	WWAN_ANT 7 PS1	1.084	-57.4	-52.1	-202	WWAN_ANT 7 PS1 + WWAN_ANT 8 PS1	121.7	0.04
		WWAN_ANT 8 PS1	0.937	9.7	49.4	-202.0	WWAN_ANT 7 PS1 + Wi-Fi 2.4G_ANT 2 PS5	138.2	
		Wi-Fi 2.4G_ANT 1 PS5	0.293	-60.3	-53.6	-202.0	WWAN_ANT 7 PS1 + Wi-Fi 5G_ANT 5 PS5	94.8	
		Wi-Fi 2.4G_ANT 2 PS5	0.397	4.8	71.3	-202.0	WWAN_ANT 7 PS1 + Wi-Fi 5G_ANT 6 PS5	122.5	
		Wi-Fi 5G_ANT 5 PS5	0.381	-57.1	42.7	-202.0	WWAN_ANT 7 PS1 + BT_ANT 2 PS5	139.9	
		Wi-Fi 5G_ANT 6 PS5	0.397	-5.5	58.9	-202.0	WWAN_ANT 7 PS1 + 802.15.4_ANT 2 PS5	139.2	
		BT_ANT 1 PS5	0.332	-61.0	-55.6	-202.0	WWAN_ANT 7 PS1 + NB-UNII_ANT 5 PS5	98.7	
		BT_ANT 2 PS5	0.385	7.1	72.0	-202.0	WWAN_ANT 7 PS1 + NB-UNII_ANT 6 PS5	113.8	
		802.15.4_ANT 1 PS5	0.352	-59.1	-53.9	-202.0	Wi-Fi 2.4G_ANT 1 PS5 + WWAN_ANT 8 PS1	124.5	
		802.15.4_ANT 2 PS5	0.375	4.5	72.6	-202.0	Wi-Fi 2.4G_ANT 1 PS5 + Wi-Fi 2.4G_ANT 2 PS5	140.8	
		NB-UNII_ANT 5 PS5	0.393	-54.4	46.6	-202.0	Wi-Fi 2.4G_ANT 1 PS5 + Wi-Fi 5G_ANT 5 PS5	96.4	
		NB-UNII_ANT 6 PS5	0.393	-26.7	57.5	-202.0	Wi-Fi 2.4G_ANT 1 PS5 + Wi-Fi 5G_ANT 6 PS5	125.1	
							Wi-Fi 2.4G_ANT 1 PS5 + BT_ANT 2 PS5	142.5	
							Wi-Fi 2.4G_ANT 1 PS5 + 802.15.4_ANT 2 PS5	141.9	
							Wi-Fi 2.4G_ANT 1 PS5 + NB-UNII_ANT 5 PS5	100.4	
							Wi-Fi 2.4G_ANT 1 PS5 + NB-UNII_ANT 6 PS5	116.1	
							BT_ANT 1 PS5 + WWAN_ANT 8 PS1	126.6	
							BT_ANT 1 PS5 + Wi-Fi 2.4G_ANT 2 PS5	142.9	
							BT_ANT 1 PS5 + Wi-Fi 5G_ANT 5 PS5	98.4	
							BT_ANT 1 PS5 + Wi-Fi 5G_ANT 6 PS5	127.2	
							BT_ANT 1 PS5 + BT_ANT 2 PS5	144.6	
							BT_ANT 1 PS5 + 802.15.4_ANT 2 PS5	144.0	
							BT_ANT 1 PS5 + NB-UNII_ANT 5 PS5	102.4	
							BT_ANT 1 PS5 + NB-UNII_ANT 6 PS5	118.2	
							802.15.4_ANT 1 PS5 + WWAN_ANT 8 PS1	124.1	
							802.15.4_ANT 1 PS5 + Wi-Fi 2.4G_ANT 2 PS5	140.6	
							802.15.4_ANT 1 PS5 + Wi-Fi 5G_ANT 5 PS5	96.6	
							802.15.4_ANT 1 PS5 + Wi-Fi 5G_ANT 6 PS5	124.9	
							802.15.4_ANT 1 PS5 + BT_ANT 2 PS5	142.2	
							802.15.4_ANT 1 PS5 + 802.15.4_ANT 2 PS5	141.6	
							802.15.4_ANT 1 PS5 + NB-UNII_ANT 5 PS5	100.6	
							802.15.4_ANT 1 PS5 + NB-UNII_ANT 6 PS5	116.0	

SPLSR for ANT 9 + (ANT 1/2/5/6)

RF Exposure Conditions	Test Position	Mode	SAR	X	Y	Z	Antenna A+B	d: Calculated distance (m)	Worst Case SPLSR
			W/kg	m	m	m			
Body & Hotspot	Back	WWAN_ANT 9 PS1	1.051	-3.0	-57.0	-202.0	WWAN_ANT 9 PS1 + WWAN_ANT 2 PS1	125.9	0.04
		WWAN_ANT 2 PS1	1.179	-3.3	68.9	-202.0	WWAN_ANT 9 PS1 + Wi-Fi 2.4G_ANT 2 PS5	128.5	
		Wi-Fi 2.4G_ANT 1 PS5	0.293	-60.3	-53.6	-202.0	WWAN_ANT 9 PS1 + Wi-Fi 5G_ANT 5 PS5	113.4	
		Wi-Fi 2.4G_ANT 2 PS5	0.397	4.8	71.3	-202.0	WWAN_ANT 9 PS1 + Wi-Fi 5G_ANT 6 PS5	115.9	
		Wi-Fi 5G_ANT 5 PS5	0.381	-57.1	42.7	-202.0	WWAN_ANT 9 PS1 + BT_ANT 2 PS5	129.4	
		Wi-Fi 5G_ANT 6 PS5	0.397	-5.5	58.9	-202.0	WWAN_ANT 9 PS1 + 802.15.4_ANT 2 PS5	129.8	
		BT_ANT 1 PS5	0.332	-61.0	-55.6	-202.0	WWAN_ANT 9 PS1 + NB-UNII_ANT 5 PS5	115.6	
		BT_ANT 2 PS5	0.385	7.1	72.0	-202.0	WWAN_ANT 9 PS1 + NB-UNII_ANT 6 PS5	116.9	
		802.15.4_ANT 1 PS5	0.352	-59.1	-53.9	-202.0	Wi-Fi 2.4G_ANT 1 PS5 + WWAN_ANT 2 PS1	135.1	
		802.15.4_ANT 2 PS5	0.375	4.5	72.6	-202.0	Wi-Fi 2.4G_ANT 1 PS5 + Wi-Fi 2.4G_ANT 2 PS5	140.8	
		NB-UNII_ANT 5 PS5	0.393	-54.4	46.6	-202.0	Wi-Fi 2.4G_ANT 1 PS5 + Wi-Fi 5G_ANT 5 PS5	96.4	
		NB-UNII_ANT 6 PS5	0.393	-26.7	57.5	-202.0	Wi-Fi 2.4G_ANT 1 PS5 + Wi-Fi 5G_ANT 6 PS5	125.1	
							Wi-Fi 2.4G_ANT 1 PS5 + BT_ANT 2 PS5	142.5	
							Wi-Fi 2.4G_ANT 1 PS5 + 802.15.4_ANT 2 PS5	141.9	
							Wi-Fi 2.4G_ANT 1 PS5 + NB-UNII_ANT 5 PS5	100.4	
							Wi-Fi 2.4G_ANT 1 PS5 + NB-UNII_ANT 6 PS5	116.1	
							BT_ANT 1 PS5 + WWAN_ANT 2 PS1	137.2	
							BT_ANT 1 PS5 + Wi-Fi 2.4G_ANT 2 PS5	142.9	
							BT_ANT 1 PS5 + Wi-Fi 5G_ANT 5 PS5	98.4	
							BT_ANT 1 PS5 + Wi-Fi 5G_ANT 6 PS5	127.2	
							BT_ANT 1 PS5 + BT_ANT 2 PS5	144.6	
							BT_ANT 1 PS5 + 802.15.4_ANT 2 PS5	144.0	
							BT_ANT 1 PS5 + NB-UNII_ANT 5 PS5	102.4	
							BT_ANT 1 PS5 + NB-UNII_ANT 6 PS5	118.2	
							802.15.4_ANT 1 PS5 + WWAN_ANT 2 PS1	134.9	
							802.15.4_ANT 1 PS5 + Wi-Fi 2.4G_ANT 2 PS5	140.6	
							802.15.4_ANT 1 PS5 + Wi-Fi 5G_ANT 5 PS5	96.6	
							802.15.4_ANT 1 PS5 + Wi-Fi 5G_ANT 6 PS5	124.9	
							802.15.4_ANT 1 PS5 + BT_ANT 2 PS5	142.2	
							802.15.4_ANT 1 PS5 + 802.15.4_ANT 2 PS5	141.6	
							802.15.4_ANT 1 PS5 + NB-UNII_ANT 5 PS5	100.6	
							802.15.4_ANT 1 PS5 + NB-UNII_ANT 6 PS5	116.0	

This report shall not be reproduced without the written approval of UL Verification Services Inc.

SPLSR for ANT 9 + (ANT 1/4/5/6)

RF Exposure Conditions	Test Position	Mode	SAR	X	Y	Z	Antenna A+B	d: Calculated distance (m)	Worst Case SPLSR
			W/kg	m	m	m			
Body & Hotspot	Back	WWAN_ANT 9 PS1	1.051	-3.0	-57.0	-202.0	WWAN_ANT 9 PS1 + WWAN_ANT 4 PS1	132.0	0.04
		WWAN_ANT 4 PS1	1.171	-45.0	68.1	-202.0	WWAN_ANT 9 PS1 + Wi-Fi 2.4G_ANT 2 PS5	128.5	
		Wi-Fi 2.4G_ANT 1 PS5	0.293	-60.3	-53.6	-202.0	WWAN_ANT 9 PS1 + Wi-Fi 5G_ANT 5 PS5	113.4	
		Wi-Fi 2.4G_ANT 2 PS5	0.397	4.8	71.3	-202.0	WWAN_ANT 9 PS1 + Wi-Fi 5G_ANT 6 PS5	115.9	
		Wi-Fi 5G_ANT 5 PS5	0.381	-57.1	42.7	-202.0	WWAN_ANT 9 PS1 + BT_ANT 2 PS5	129.4	
		Wi-Fi 5G_ANT 6 PS5	0.397	-5.5	58.9	-202.0	WWAN_ANT 9 PS1 + 802.15.4_ANT 2 PS5	129.8	
		BT_ANT 1 PS5	0.332	-61.0	-55.6	-202.0	WWAN_ANT 9 PS1 + NB-UNII_ANT 5 PS5	115.6	
		BT_ANT 2 PS5	0.385	7.1	72.0	-202.0	WWAN_ANT 9 PS1 + NB-UNII_ANT 6 PS5	116.9	
		802.15.4_ANT 1 PS5	0.352	-59.1	-53.9	-202.0	Wi-Fi 2.4G_ANT 1 PS5 + WWAN_ANT 4 PS1	122.7	
		802.15.4_ANT 2 PS5	0.375	4.5	72.6	-202.0	Wi-Fi 2.4G_ANT 1 PS5 + Wi-Fi 2.4G_ANT 2 PS5	140.8	
		NB-UNII_ANT 5 PS5	0.393	-54.4	46.6	-202.0	Wi-Fi 2.4G_ANT 1 PS5 + Wi-Fi 5G_ANT 5 PS5	96.4	
		NB-UNII_ANT 6 PS5	0.393	-26.7	57.5	-202.0	Wi-Fi 2.4G_ANT 1 PS5 + Wi-Fi 5G_ANT 6 PS5	125.1	
							Wi-Fi 2.4G_ANT 1 PS5 + BT_ANT 2 PS5	142.5	
							Wi-Fi 2.4G_ANT 1 PS5 + 802.15.4_ANT 2 PS5	141.9	
							Wi-Fi 2.4G_ANT 1 PS5 + NB-UNII_ANT 5 PS5	100.4	
							Wi-Fi 2.4G_ANT 1 PS5 + NB-UNII_ANT 6 PS5	116.1	
							BT_ANT 1 PS5 + WWAN_ANT 4 PS1	124.7	
							BT_ANT 1 PS5 + Wi-Fi 2.4G_ANT 2 PS5	142.9	
							BT_ANT 1 PS5 + Wi-Fi 5G_ANT 5 PS5	98.4	
							BT_ANT 1 PS5 + Wi-Fi 5G_ANT 6 PS5	127.2	
							BT_ANT 1 PS5 + BT_ANT 2 PS5	144.6	
							BT_ANT 1 PS5 + 802.15.4_ANT 2 PS5	144.0	
							BT_ANT 1 PS5 + NB-UNII_ANT 5 PS5	102.4	
							BT_ANT 1 PS5 + NB-UNII_ANT 6 PS5	118.2	
							802.15.4_ANT 1 PS5 + WWAN_ANT 4 PS1	122.8	
							802.15.4_ANT 1 PS5 + Wi-Fi 2.4G_ANT 2 PS5	140.6	
							802.15.4_ANT 1 PS5 + Wi-Fi 5G_ANT 5 PS5	96.6	
							802.15.4_ANT 1 PS5 + Wi-Fi 5G_ANT 6 PS5	124.9	
							802.15.4_ANT 1 PS5 + BT_ANT 2 PS5	142.2	
							802.15.4_ANT 1 PS5 + 802.15.4_ANT 2 PS5	141.6	
							802.15.4_ANT 1 PS5 + NB-UNII_ANT 5 PS5	100.6	
							802.15.4_ANT 1 PS5 + NB-UNII_ANT 6 PS5	116.0	

SPLSR for ANT 9 + (ANT 1/8/5/6)

RF Exposure Conditions	Test Position	Mode	SAR	X	Y	Z	Antenna A+B	d: Calculated distance (m)	Worst Case SPLSR
			W/kg	m	m	m			
Body & Hotspot	Back	WWAN_ANT 9 PS1	1.051	-3.0	-57.0	-202.0	WWAN_ANT 9 PS1 + WWAN_ANT 8 PS1	107.2	0.04
		WWAN_ANT 8 PS1	0.937	9.7	49.4	-202.0	WWAN_ANT 9 PS1 + Wi-Fi 2.4G_ANT 2 PS5	128.5	
		Wi-Fi 2.4G_ANT 1 PS5	0.293	-60.3	-53.6	-202.0	WWAN_ANT 9 PS1 + Wi-Fi 5G_ANT 5 PS5	113.4	
		Wi-Fi 2.4G_ANT 2 PS5	0.397	4.8	71.3	-202.0	WWAN_ANT 9 PS1 + Wi-Fi 5G_ANT 6 PS5	115.9	
		Wi-Fi 5G_ANT 5 PS5	0.381	-57.1	42.7	-202.0	WWAN_ANT 9 PS1 + BT_ANT 2 PS5	129.4	
		Wi-Fi 5G_ANT 6 PS5	0.397	-5.5	58.9	-202.0	WWAN_ANT 9 PS1 + 802.15.4_ANT 2 PS5	129.8	
		BT_ANT 1 PS5	0.332	-61.0	-55.6	-202.0	WWAN_ANT 9 PS1 + NB-UNII_ANT 5 PS5	115.6	
		BT_ANT 2 PS5	0.385	7.1	72.0	-202.0	WWAN_ANT 9 PS1 + NB-UNII_ANT 6 PS5	116.9	
		802.15.4_ANT 1 PS5	0.352	-59.1	-53.9	-202.0	Wi-Fi 2.4G_ANT 1 PS5 + WWAN_ANT 8 PS1	124.5	
		802.15.4_ANT 2 PS5	0.375	4.5	72.6	-202.0	Wi-Fi 2.4G_ANT 1 PS5 + Wi-Fi 2.4G_ANT 2 PS5	140.8	
		NB-UNII_ANT 5 PS5	0.393	-54.4	46.6	-202.0	Wi-Fi 2.4G_ANT 1 PS5 + Wi-Fi 5G_ANT 5 PS5	96.4	
		NB-UNII_ANT 6 PS5	0.393	-26.7	57.5	-202.0	Wi-Fi 2.4G_ANT 1 PS5 + Wi-Fi 5G_ANT 6 PS5	125.1	
							Wi-Fi 2.4G_ANT 1 PS5 + BT_ANT 2 PS5	142.5	
							Wi-Fi 2.4G_ANT 1 PS5 + 802.15.4_ANT 2 PS5	141.9	
							Wi-Fi 2.4G_ANT 1 PS5 + NB-UNII_ANT 5 PS5	100.4	
							Wi-Fi 2.4G_ANT 1 PS5 + NB-UNII_ANT 6 PS5	116.1	
							BT_ANT 1 PS5 + WWAN_ANT 8 PS1	126.6	
							BT_ANT 1 PS5 + Wi-Fi 2.4G_ANT 2 PS5	142.9	
							BT_ANT 1 PS5 + Wi-Fi 5G_ANT 5 PS5	98.4	
							BT_ANT 1 PS5 + Wi-Fi 5G_ANT 6 PS5	127.2	
							BT_ANT 1 PS5 + BT_ANT 2 PS5	144.6	
							BT_ANT 1 PS5 + 802.15.4_ANT 2 PS5	144.0	
							BT_ANT 1 PS5 + NB-UNII_ANT 5 PS5	102.4	
							BT_ANT 1 PS5 + NB-UNII_ANT 6 PS5	118.2	
							802.15.4_ANT 1 PS5 + WWAN_ANT 8 PS1	124.1	
							802.15.4_ANT 1 PS5 + Wi-Fi 2.4G_ANT 2 PS5	140.6	
							802.15.4_ANT 1 PS5 + Wi-Fi 5G_ANT 5 PS5	96.6	
							802.15.4_ANT 1 PS5 + Wi-Fi 5G_ANT 6 PS5	124.9	
							802.15.4_ANT 1 PS5 + BT_ANT 2 PS5	142.2	
							802.15.4_ANT 1 PS5 + 802.15.4_ANT 2 PS5	141.6	
							802.15.4_ANT 1 PS5 + NB-UNII_ANT 5 PS5	100.6	
							802.15.4_ANT 1 PS5 + NB-UNII_ANT 6 PS5	116.0	

This report shall not be reproduced without the written approval of UL Verification Services Inc.

13.3.2. SPLSR for Front Analysis

SPLSR for ANT 1 + (ANT 1/2/5/6)

RF Exposure Conditions	Test Position	Mode	SAR	X	Y	Z	Antenna A+B	d: Calculated distance (m)	Worst Case SPLSR
			W/kg	m	m	m			
Body & Hotspot	Front	WWAN_ANT 1 PS1	0.986	-3.0	-63.2	-202.0	WWAN_ANT 1 PS1 + WWAN_ANT 2 PS1	141.7	0.03
		WWAN_ANT 2 PS1	1.153	-53.4	69.2	-205.8	WWAN_ANT 1 PS1 + Wi-Fi 2.4G_ANT 2 PS5	143.6	
		Wi-Fi 2.4G_ANT 1 PS5	0.216	0.2	-71.7	-202.0	WWAN_ANT 1 PS1 + Wi-Fi 5G_ANT 5 PS5	211.7	
		Wi-Fi 2.4G_ANT 2 PS5	0.353	-53.6	71.2	-202.0	WWAN_ANT 1 PS1 + Wi-Fi 5G_ANT 6 PS5	211.7	
		Wi-Fi 5G_ANT 5 PS5					WWAN_ANT 1 PS1 + BT_ANT 2 PS5	150.3	
		Wi-Fi 5G_ANT 6 PS5					WWAN_ANT 1 PS1 + 802.15.4_ANT 2 PS5	142.5	
		BT_ANT 1 PS5	0.216	12.3	-50.9	-202.0	WWAN_ANT 1 PS1 + NB-UNII_ANT 5 PS5	211.7	
		BT_ANT 2 PS5	0.326	-54.3	78.1	-202.0	WWAN_ANT 1 PS1 + NB-UNII_ANT 6 PS5	211.7	
		802.15.4_ANT 1 PS5	0.377	-0.6	-71.0	-202.0	Wi-Fi 2.4G_ANT 1 PS5 + WWAN_ANT 2 PS1	150.8	
		802.15.4_ANT 2 PS5	0.110	-53.1	70.2	-202	Wi-Fi 2.4G_ANT 1 PS5 + Wi-Fi 2.4G_ANT 2 PS5	152.7	
		NB-UNII_ANT 5 PS5					Wi-Fi 2.4G_ANT 1 PS5 + Wi-Fi 5G_ANT 5 PS5	214.3	
		NB-UNII_ANT 6 PS5					Wi-Fi 2.4G_ANT 1 PS5 + Wi-Fi 5G_ANT 6 PS5	214.3	
							Wi-Fi 2.4G_ANT 1 PS5 + BT_ANT 2 PS5	159.4	
							Wi-Fi 2.4G_ANT 1 PS5 + 802.15.4_ANT 2 PS5	151.6	
							Wi-Fi 2.4G_ANT 1 PS5 + NB-UNII_ANT 5 PS5	214.3	
							Wi-Fi 2.4G_ANT 1 PS5 + NB-UNII_ANT 6 PS5	214.3	
							BT_ANT 1 PS5 + WWAN_ANT 2 PS1	136.9	
							BT_ANT 1 PS5 + Wi-Fi 2.4G_ANT 2 PS5	138.7	
							BT_ANT 1 PS5 + Wi-Fi 5G_ANT 5 PS5	208.7	
							BT_ANT 1 PS5 + Wi-Fi 5G_ANT 6 PS5	208.7	
							BT_ANT 1 PS5 + BT_ANT 2 PS5	145.2	
							BT_ANT 1 PS5 + 802.15.4_ANT 2 PS5	137.6	
							BT_ANT 1 PS5 + NB-UNII_ANT 5 PS5	208.7	
							BT_ANT 1 PS5 + NB-UNII_ANT 6 PS5	208.7	
							802.15.4_ANT 1 PS5 + WWAN_ANT 2 PS1	149.9	
							802.15.4_ANT 1 PS5 + Wi-Fi 2.4G_ANT 2 PS5	151.8	
							802.15.4_ANT 1 PS5 + Wi-Fi 5G_ANT 5 PS5	214.1	
							802.15.4_ANT 1 PS5 + Wi-Fi 5G_ANT 6 PS5	214.1	
							802.15.4_ANT 1 PS5 + BT_ANT 2 PS5	158.5	
							802.15.4_ANT 1 PS5 + 802.15.4_ANT 2 PS5	150.6	
							802.15.4_ANT 1 PS5 + NB-UNII_ANT 5 PS5	214.1	
							802.15.4_ANT 1 PS5 + NB-UNII_ANT 6 PS5	214.1	

SPLSR for ANT 1 + (ANT 1/4/5/6)

RF Exposure Conditions	Test Position	Mode	SAR	X	Y	Z	Antenna A+B	d: Calculated distance (m)	Worst Case SPLSR
			W/kg	m	m	m			
Body & Hotspot	Front	WWAN_ANT 1 PS1	0.986	-3.0	-63.2	-202.0	WWAN_ANT 1 PS1 + WWAN_ANT 4 PS1	105.3	0.04
		WWAN_ANT 4 PS1	1.089	19.2	39.7	-202	WWAN_ANT 1 PS1 + Wi-Fi 2.4G_ANT 2 PS5	143.6	
		Wi-Fi 2.4G_ANT 1 PS5	0.216	0.2	-71.7	-202.0	WWAN_ANT 1 PS1 + Wi-Fi 5G_ANT 5 PS5	211.7	
		Wi-Fi 2.4G_ANT 2 PS5	0.353	-53.6	71.2	-202.0	WWAN_ANT 1 PS1 + Wi-Fi 5G_ANT 6 PS5	211.7	
		Wi-Fi 5G_ANT 5 PS5					WWAN_ANT 1 PS1 + BT_ANT 2 PS5	150.3	
		Wi-Fi 5G_ANT 6 PS5					WWAN_ANT 1 PS1 + 802.15.4_ANT 2 PS5	142.5	
		BT_ANT 1 PS5	0.216	12.3	-50.9	-202.0	WWAN_ANT 1 PS1 + NB-UNII_ANT 5 PS5	211.7	
		BT_ANT 2 PS5	0.326	-54.3	78.1	-202.0	WWAN_ANT 1 PS1 + NB-UNII_ANT 6 PS5	211.7	
		802.15.4_ANT 1 PS5	0.377	-0.6	-71.0	-202.0	Wi-Fi 2.4G_ANT 1 PS5 + WWAN_ANT 4 PS1	113.0	
		802.15.4_ANT 2 PS5	0.110	-53.1	70.2	-202	Wi-Fi 2.4G_ANT 1 PS5 + Wi-Fi 2.4G_ANT 2 PS5	152.7	
		NB-UNII_ANT 5 PS5					Wi-Fi 2.4G_ANT 1 PS5 + Wi-Fi 5G_ANT 5 PS5	214.3	
		NB-UNII_ANT 6 PS5					Wi-Fi 2.4G_ANT 1 PS5 + Wi-Fi 5G_ANT 6 PS5	214.3	
							Wi-Fi 2.4G_ANT 1 PS5 + BT_ANT 2 PS5	159.4	
							Wi-Fi 2.4G_ANT 1 PS5 + 802.15.4_ANT 2 PS5	151.6	
							Wi-Fi 2.4G_ANT 1 PS5 + NB-UNII_ANT 5 PS5	214.3	
							Wi-Fi 2.4G_ANT 1 PS5 + NB-UNII_ANT 6 PS5	214.3	
							BT_ANT 1 PS5 + WWAN_ANT 4 PS1	90.9	
							BT_ANT 1 PS5 + Wi-Fi 2.4G_ANT 2 PS5	138.7	
							BT_ANT 1 PS5 + Wi-Fi 5G_ANT 5 PS5	208.7	
							BT_ANT 1 PS5 + Wi-Fi 5G_ANT 6 PS5	208.7	
							BT_ANT 1 PS5 + BT_ANT 2 PS5	145.2	
							BT_ANT 1 PS5 + 802.15.4_ANT 2 PS5	137.6	
							BT_ANT 1 PS5 + NB-UNII_ANT 5 PS5	208.7	
							BT_ANT 1 PS5 + NB-UNII_ANT 6 PS5	208.7	
							802.15.4_ANT 1 PS5 + WWAN_ANT 4 PS1	112.5	
							802.15.4_ANT 1 PS5 + Wi-Fi 2.4G_ANT 2 PS5	151.8	
							802.15.4_ANT 1 PS5 + Wi-Fi 5G_ANT 5 PS5	214.1	
							802.15.4_ANT 1 PS5 + Wi-Fi 5G_ANT 6 PS5	214.1	
							802.15.4_ANT 1 PS5 + BT_ANT 2 PS5	158.5	
							802.15.4_ANT 1 PS5 + 802.15.4_ANT 2 PS5	150.6	
							802.15.4_ANT 1 PS5 + NB-UNII_ANT 5 PS5	214.1	
							802.15.4_ANT 1 PS5 + NB-UNII_ANT 6 PS5	214.1	

This report shall not be reproduced without the written approval of UL Verification Services Inc.

SPLSR for ANT 1 + (ANT 1/8/5/6)

RF Exposure Conditions	Test Position	Mode	SAR	X	Y	Z	Antenna A+B	d: Calculated distance (m)	Worst Case SPLSR
			W/kg	m	m	m			
Body & Hotspot	Front	WWAN_ANT 1 PS1	0.986	-3.0	-63.2	-202.0	WWAN_ANT 1 PS1 + WWAN_ANT 8 PS1	124.5	0.02
		WWAN_ANT 8 PS1	0.486	-61.5	46.7	-202.0	WWAN_ANT 1 PS1 + Wi-Fi 2.4G_ANT 2 PS5	143.6	
		Wi-Fi 2.4G_ANT 1 PS5	0.216	0.2	-71.7	-202.0	WWAN_ANT 1 PS1 + Wi-Fi 5G_ANT 5 PS5	211.7	
		Wi-Fi 2.4G_ANT 2 PS5	0.353	-53.6	71.2	-202.0	WWAN_ANT 1 PS1 + Wi-Fi 5G_ANT 6 PS5	211.7	
		Wi-Fi 5G_ANT 5 PS5					WWAN_ANT 1 PS1 + BT_ANT 2 PS5	150.3	
		Wi-Fi 5G_ANT 6 PS5					WWAN_ANT 1 PS1 + 802.15.4_ANT 2 PS5	142.5	
		BT_ANT 1 PS5	0.216	12.3	-50.9	-202.0	WWAN_ANT 1 PS1 + NB-UNII_ANT 5 PS5	211.7	
		BT_ANT 2 PS5	0.326	-54.3	78.1	-202.0	WWAN_ANT 1 PS1 + NB-UNII_ANT 6 PS5	211.7	
		802.15.4_ANT 1 PS5	0.377	-0.6	-71.0	-202.0	Wi-Fi 2.4G_ANT 1 PS5 + WWAN_ANT 8 PS1	133.5	
		802.15.4_ANT 2 PS5	0.110	-53.1	70.2	-202	Wi-Fi 2.4G_ANT 1 PS5 + Wi-Fi 2.4G_ANT 2 PS5	152.7	
		NB-UNII_ANT 5 PS5					Wi-Fi 2.4G_ANT 1 PS5 + Wi-Fi 5G_ANT 5 PS5	214.3	
		NB-UNII_ANT 6 PS5					Wi-Fi 2.4G_ANT 1 PS5 + Wi-Fi 5G_ANT 6 PS5	214.3	
							Wi-Fi 2.4G_ANT 1 PS5 + BT_ANT 2 PS5	159.4	
							Wi-Fi 2.4G_ANT 1 PS5 + 802.15.4_ANT 2 PS5	151.6	
							Wi-Fi 2.4G_ANT 1 PS5 + NB-UNII_ANT 5 PS5	214.3	
							Wi-Fi 2.4G_ANT 1 PS5 + NB-UNII_ANT 6 PS5	214.3	
							BT_ANT 1 PS5 + WWAN_ANT 8 PS1	122.4	
							BT_ANT 1 PS5 + Wi-Fi 2.4G_ANT 2 PS5	138.7	
							BT_ANT 1 PS5 + Wi-Fi 5G_ANT 5 PS5	208.7	
							BT_ANT 1 PS5 + Wi-Fi 5G_ANT 6 PS5	208.7	
							BT_ANT 1 PS5 + BT_ANT 2 PS5	145.2	
							BT_ANT 1 PS5 + 802.15.4_ANT 2 PS5	137.6	
							BT_ANT 1 PS5 + NB-UNII_ANT 5 PS5	208.7	
							BT_ANT 1 PS5 + NB-UNII_ANT 6 PS5	208.7	
							802.15.4_ANT 1 PS5 + WWAN_ANT 8 PS1	132.5	
							802.15.4_ANT 1 PS5 + Wi-Fi 2.4G_ANT 2 PS5	151.8	
							802.15.4_ANT 1 PS5 + Wi-Fi 5G_ANT 5 PS5	214.1	
							802.15.4_ANT 1 PS5 + Wi-Fi 5G_ANT 6 PS5	214.1	
							802.15.4_ANT 1 PS5 + BT_ANT 2 PS5	158.5	
							802.15.4_ANT 1 PS5 + 802.15.4_ANT 2 PS5	150.6	
							802.15.4_ANT 1 PS5 + NB-UNII_ANT 5 PS5	214.1	
							802.15.4_ANT 1 PS5 + NB-UNII_ANT 6 PS5	214.1	

SPLSR for ANT 3 + (ANT 1/2/5/6)

RF Exposure Conditions	Test Position	Mode	SAR	X	Y	Z	Antenna A+B	d: Calculated distance (m)	Worst Case SPLSR
			W/kg	m	m	m			
Body & Hotspot	Front	WWAN_ANT 3 PS1	0.996	-59.4	-69.7	-202.0	WWAN_ANT 3 PS1 + WWAN_ANT 2 PS1	139.1	0.03
		WWAN_ANT 2 PS1	1.153	-53.4	69.2	-205.8	WWAN_ANT 3 PS1 + Wi-Fi 2.4G_ANT 2 PS5	141.0	
		Wi-Fi 2.4G_ANT 1 PS5	0.216	0.2	-71.7	-202.0	WWAN_ANT 3 PS1 + Wi-Fi 5G_ANT 5 PS5	221.8	
		Wi-Fi 2.4G_ANT 2 PS5	0.353	-53.6	71.2	-202.0	WWAN_ANT 3 PS1 + Wi-Fi 5G_ANT 6 PS5	221.8	
		Wi-Fi 5G_ANT 5 PS5					WWAN_ANT 3 PS1 + BT_ANT 2 PS5	147.9	
		Wi-Fi 5G_ANT 6 PS5					WWAN_ANT 3 PS1 + 802.15.4_ANT 2 PS5	140.0	
		BT_ANT 1 PS5	0.216	12.3	-50.9	-202.0	WWAN_ANT 3 PS1 + NB-UNII_ANT 5 PS5	221.8	
		BT_ANT 2 PS5	0.326	-54.3	78.1	-202.0	WWAN_ANT 3 PS1 + NB-UNII_ANT 6 PS5	221.8	
		802.15.4_ANT 1 PS5	0.377	-0.6	-71.0	-202.0	Wi-Fi 2.4G_ANT 1 PS5 + WWAN_ANT 2 PS1	150.8	
		802.15.4_ANT 2 PS5	0.110	-53.1	70.2	-202	Wi-Fi 2.4G_ANT 1 PS5 + Wi-Fi 2.4G_ANT 2 PS5	152.7	
		NB-UNII_ANT 5 PS5					Wi-Fi 2.4G_ANT 1 PS5 + Wi-Fi 5G_ANT 5 PS5	214.3	
		NB-UNII_ANT 6 PS5					Wi-Fi 2.4G_ANT 1 PS5 + Wi-Fi 5G_ANT 6 PS5	214.3	
							Wi-Fi 2.4G_ANT 1 PS5 + BT_ANT 2 PS5	159.4	
							Wi-Fi 2.4G_ANT 1 PS5 + 802.15.4_ANT 2 PS5	151.6	
							Wi-Fi 2.4G_ANT 1 PS5 + NB-UNII_ANT 5 PS5	214.3	
							Wi-Fi 2.4G_ANT 1 PS5 + NB-UNII_ANT 6 PS5	214.3	
							BT_ANT 1 PS5 + WWAN_ANT 2 PS1	136.9	
							BT_ANT 1 PS5 + Wi-Fi 2.4G_ANT 2 PS5	138.7	
							BT_ANT 1 PS5 + Wi-Fi 5G_ANT 5 PS5	208.7	
							BT_ANT 1 PS5 + Wi-Fi 5G_ANT 6 PS5	208.7	
							BT_ANT 1 PS5 + BT_ANT 2 PS5	145.2	
							BT_ANT 1 PS5 + 802.15.4_ANT 2 PS5	137.6	
							BT_ANT 1 PS5 + NB-UNII_ANT 5 PS5	208.7	
							BT_ANT 1 PS5 + NB-UNII_ANT 6 PS5	208.7	
							802.15.4_ANT 1 PS5 + WWAN_ANT 2 PS1	149.9	
							802.15.4_ANT 1 PS5 + Wi-Fi 2.4G_ANT 2 PS5	151.8	
							802.15.4_ANT 1 PS5 + Wi-Fi 5G_ANT 5 PS5	214.1	
							802.15.4_ANT 1 PS5 + Wi-Fi 5G_ANT 6 PS5	214.1	
							802.15.4_ANT 1 PS5 + BT_ANT 2 PS5	158.5	
							802.15.4_ANT 1 PS5 + 802.15.4_ANT 2 PS5	150.6	
							802.15.4_ANT 1 PS5 + NB-UNII_ANT 5 PS5	214.1	
							802.15.4_ANT 1 PS5 + NB-UNII_ANT 6 PS5	214.1	

This report shall not be reproduced without the written approval of UL Verification Services Inc.

SPLSR for ANT 3 + (ANT 1/4/5/6)

RF Exposure Conditions	Test Position	Mode	SAR	X	Y	Z	Antenna A+B	d: Calculated distance (m)	Worst Case SPLSR
			W/kg	m	m	m			
Body & Hotspot	Front	WWAN_ANT 3 PS1	0.996	-59.4	-69.7	-202.0	WWAN_ANT 3 PS1 + WWAN_ANT 4 PS1	134.7	0.04
		WWAN_ANT 4 PS1	1.089	19.2	39.7	-202	WWAN_ANT 3 PS1 + Wi-Fi 2.4G_ANT 2 PS5	141.0	
		Wi-Fi 2.4G_ANT 1 PS5	0.216	0.2	-71.7	-202.0	WWAN_ANT 3 PS1 + Wi-Fi 5G_ANT 5 PS5	221.8	
		Wi-Fi 2.4G_ANT 2 PS5	0.353	-53.6	71.2	-202.0	WWAN_ANT 3 PS1 + Wi-Fi 5G_ANT 6 PS5	221.8	
		Wi-Fi 5G_ANT 5 PS5					WWAN_ANT 3 PS1 + BT_ANT 2 PS5	147.9	
		Wi-Fi 5G_ANT 6 PS5					WWAN_ANT 3 PS1 + 802.15.4_ANT 2 PS5	140.0	
		BT_ANT 1 PS5	0.216	12.3	-50.9	-202.0	WWAN_ANT 3 PS1 + NB-UNII_ANT 5 PS5	221.8	
		BT_ANT 2 PS5	0.326	-54.3	78.1	-202.0	WWAN_ANT 3 PS1 + NB-UNII_ANT 6 PS5	221.8	
		802.15.4_ANT 1 PS5	0.377	-0.6	-71.0	-202.0	Wi-Fi 2.4G_ANT 1 PS5 + WWAN_ANT 4 PS1	113.0	
		802.15.4_ANT 2 PS5	0.110	-53.1	70.2	-202	Wi-Fi 2.4G_ANT 1 PS5 + Wi-Fi 2.4G_ANT 2 PS5	152.7	
		NB-UNII_ANT 5 PS5					Wi-Fi 2.4G_ANT 1 PS5 + Wi-Fi 5G_ANT 5 PS5	214.3	
		NB-UNII_ANT 6 PS5					Wi-Fi 2.4G_ANT 1 PS5 + Wi-Fi 5G_ANT 6 PS5	214.3	
							Wi-Fi 2.4G_ANT 1 PS5 + BT_ANT 2 PS5	159.4	
							Wi-Fi 2.4G_ANT 1 PS5 + 802.15.4_ANT 2 PS5	151.6	
							Wi-Fi 2.4G_ANT 1 PS5 + NB-UNII_ANT 5 PS5	214.3	
							Wi-Fi 2.4G_ANT 1 PS5 + NB-UNII_ANT 6 PS5	214.3	
							BT_ANT 1 PS5 + WWAN_ANT 4 PS1	90.9	
							BT_ANT 1 PS5 + Wi-Fi 2.4G_ANT 2 PS5	138.7	
							BT_ANT 1 PS5 + Wi-Fi 5G_ANT 5 PS5	208.7	
							BT_ANT 1 PS5 + Wi-Fi 5G_ANT 6 PS5	208.7	
							BT_ANT 1 PS5 + BT_ANT 2 PS5	145.2	
							BT_ANT 1 PS5 + 802.15.4_ANT 2 PS5	137.6	
							BT_ANT 1 PS5 + NB-UNII_ANT 5 PS5	208.7	
							BT_ANT 1 PS5 + NB-UNII_ANT 6 PS5	208.7	
							802.15.4_ANT 1 PS5 + WWAN_ANT 4 PS1	112.5	
							802.15.4_ANT 1 PS5 + Wi-Fi 2.4G_ANT 2 PS5	151.8	
							802.15.4_ANT 1 PS5 + Wi-Fi 5G_ANT 5 PS5	214.1	
							802.15.4_ANT 1 PS5 + Wi-Fi 5G_ANT 6 PS5	214.1	
							802.15.4_ANT 1 PS5 + BT_ANT 2 PS5	158.5	
							802.15.4_ANT 1 PS5 + 802.15.4_ANT 2 PS5	150.6	
							802.15.4_ANT 1 PS5 + NB-UNII_ANT 5 PS5	214.1	
							802.15.4_ANT 1 PS5 + NB-UNII_ANT 6 PS5	214.1	

SPLSR for ANT 3 + (ANT 1/8/5/6)

RF Exposure Conditions	Test Position	Mode	SAR	X	Y	Z	Antenna A+B	d: Calculated distance (m)	Worst Case SPLSR
			W/kg	m	m	m			
Body & Hotspot	Front	WWAN_ANT 3 PS1	0.996	-59.4	-69.7	-202.0	WWAN_ANT 3 PS1 + WWAN_ANT 8 PS1	116.4	0.02
		WWAN_ANT 8 PS1	0.486	-61.5	46.7	-202.0	WWAN_ANT 3 PS1 + Wi-Fi 2.4G_ANT 2 PS5	141.0	
		Wi-Fi 2.4G_ANT 1 PS5	0.216	0.2	-71.7	-202.0	WWAN_ANT 3 PS1 + Wi-Fi 5G_ANT 5 PS5	221.8	
		Wi-Fi 2.4G_ANT 2 PS5	0.353	-53.6	71.2	-202.0	WWAN_ANT 3 PS1 + Wi-Fi 5G_ANT 6 PS5	221.8	
		Wi-Fi 5G_ANT 5 PS5					WWAN_ANT 3 PS1 + BT_ANT 2 PS5	147.9	
		Wi-Fi 5G_ANT 6 PS5					WWAN_ANT 3 PS1 + 802.15.4_ANT 2 PS5	140.0	
		BT_ANT 1 PS5	0.216	12.3	-50.9	-202.0	WWAN_ANT 3 PS1 + NB-UNII_ANT 5 PS5	221.8	
		BT_ANT 2 PS5	0.326	-54.3	78.1	-202.0	WWAN_ANT 3 PS1 + NB-UNII_ANT 6 PS5	221.8	
		802.15.4_ANT 1 PS5	0.377	-0.6	-71.0	-202.0	Wi-Fi 2.4G_ANT 1 PS5 + WWAN_ANT 8 PS1	133.5	
		802.15.4_ANT 2 PS5	0.110	-53.1	70.2	-202	Wi-Fi 2.4G_ANT 1 PS5 + Wi-Fi 2.4G_ANT 2 PS5	152.7	
		NB-UNII_ANT 5 PS5					Wi-Fi 2.4G_ANT 1 PS5 + Wi-Fi 5G_ANT 5 PS5	214.3	
		NB-UNII_ANT 6 PS5					Wi-Fi 2.4G_ANT 1 PS5 + Wi-Fi 5G_ANT 6 PS5	214.3	
							Wi-Fi 2.4G_ANT 1 PS5 + BT_ANT 2 PS5	159.4	
							Wi-Fi 2.4G_ANT 1 PS5 + 802.15.4_ANT 2 PS5	151.6	
							Wi-Fi 2.4G_ANT 1 PS5 + NB-UNII_ANT 5 PS5	214.3	
							Wi-Fi 2.4G_ANT 1 PS5 + NB-UNII_ANT 6 PS5	214.3	
							BT_ANT 1 PS5 + WWAN_ANT 8 PS1	122.4	
							BT_ANT 1 PS5 + Wi-Fi 2.4G_ANT 2 PS5	138.7	
							BT_ANT 1 PS5 + Wi-Fi 5G_ANT 5 PS5	208.7	
							BT_ANT 1 PS5 + Wi-Fi 5G_ANT 6 PS5	208.7	
							BT_ANT 1 PS5 + BT_ANT 2 PS5	145.2	
							BT_ANT 1 PS5 + 802.15.4_ANT 2 PS5	137.6	
							BT_ANT 1 PS5 + NB-UNII_ANT 5 PS5	208.7	
							BT_ANT 1 PS5 + NB-UNII_ANT 6 PS5	208.7	
							802.15.4_ANT 1 PS5 + WWAN_ANT 8 PS1	132.5	
							802.15.4_ANT 1 PS5 + Wi-Fi 2.4G_ANT 2 PS5	151.8	
							802.15.4_ANT 1 PS5 + Wi-Fi 5G_ANT 5 PS5	214.1	
							802.15.4_ANT 1 PS5 + Wi-Fi 5G_ANT 6 PS5	214.1	
							802.15.4_ANT 1 PS5 + BT_ANT 2 PS5	158.5	
							802.15.4_ANT 1 PS5 + 802.15.4_ANT 2 PS5	150.6	
							802.15.4_ANT 1 PS5 + NB-UNII_ANT 5 PS5	214.1	
							802.15.4_ANT 1 PS5 + NB-UNII_ANT 6 PS5	214.1	

This report shall not be reproduced without the written approval of UL Verification Services Inc.

SPLSR for ANT 7 + (ANT 1/2/5/6)

RF Exposure Conditions	Test Position	Mode	SAR	X	Y	Z	Antenna A+B	d: Calculated distance (m)	Worst Case SPLSR
			W/kg	m	m	m			
Body & Hotspot	Front	WWAN_ANT 7 PS1	0.590	3.1	-68.9	-200.7	WWAN_ANT 7 PS1 + WWAN_ANT 2 PS1	149.3	0.02
		WWAN_ANT 2 PS1	1.153	-53.4	69.2	-205.8	WWAN_ANT 7 PS1 + Wi-Fi 2.4G_ANT 2 PS5	151.1	
		Wi-Fi 2.4G_ANT 1 PS5	0.216	0.2	-71.7	-202.0	WWAN_ANT 7 PS1 + Wi-Fi 5G_ANT 5 PS5	212.2	
		Wi-Fi 2.4G_ANT 2 PS5	0.353	-53.6	71.2	-202.0	WWAN_ANT 7 PS1 + Wi-Fi 5G_ANT 6 PS5	212.2	
		Wi-Fi 5G_ANT 5 PS5					WWAN_ANT 7 PS1 + BT_ANT 2 PS5	157.8	
		Wi-Fi 5G_ANT 6 PS5					WWAN_ANT 7 PS1 + 802.15.4_ANT 2 PS5	150.0	
		BT_ANT 1 PS5	0.216	12.3	-50.9	-202.0	WWAN_ANT 7 PS1 + NB-UNII_ANT 5 PS5	212.2	
		BT_ANT 2 PS5	0.326	-54.3	78.1	-202.0	WWAN_ANT 7 PS1 + NB-UNII_ANT 6 PS5	212.2	
		802.15.4_ANT 1 PS5	0.377	-0.6	-71.0	-202.0	Wi-Fi 2.4G_ANT 1 PS5 + WWAN_ANT 2 PS1	150.8	
		802.15.4_ANT 2 PS5	0.110	-53.1	70.2	-202	Wi-Fi 2.4G_ANT 1 PS5 + Wi-Fi 2.4G_ANT 2 PS5	152.7	
		NB-UNII_ANT 5 PS5					Wi-Fi 2.4G_ANT 1 PS5 + Wi-Fi 5G_ANT 5 PS5	214.3	
		NB-UNII_ANT 6 PS5					Wi-Fi 2.4G_ANT 1 PS5 + Wi-Fi 5G_ANT 6 PS5	214.3	
							Wi-Fi 2.4G_ANT 1 PS5 + BT_ANT 2 PS5	159.4	
							Wi-Fi 2.4G_ANT 1 PS5 + 802.15.4_ANT 2 PS5	151.6	
							Wi-Fi 2.4G_ANT 1 PS5 + NB-UNII_ANT 5 PS5	214.3	
							Wi-Fi 2.4G_ANT 1 PS5 + NB-UNII_ANT 6 PS5	214.3	
							BT_ANT 1 PS5 + WWAN_ANT 2 PS1	136.9	
							BT_ANT 1 PS5 + Wi-Fi 2.4G_ANT 2 PS5	138.7	
							BT_ANT 1 PS5 + Wi-Fi 5G_ANT 5 PS5	208.7	
							BT_ANT 1 PS5 + Wi-Fi 5G_ANT 6 PS5	208.7	
							BT_ANT 1 PS5 + BT_ANT 2 PS5	145.2	
							BT_ANT 1 PS5 + 802.15.4_ANT 2 PS5	137.6	
							BT_ANT 1 PS5 + NB-UNII_ANT 5 PS5	208.7	
							BT_ANT 1 PS5 + NB-UNII_ANT 6 PS5	208.7	
							802.15.4_ANT 1 PS5 + WWAN_ANT 2 PS1	149.9	
							802.15.4_ANT 1 PS5 + Wi-Fi 2.4G_ANT 2 PS5	151.8	
							802.15.4_ANT 1 PS5 + Wi-Fi 5G_ANT 5 PS5	214.1	
							802.15.4_ANT 1 PS5 + Wi-Fi 5G_ANT 6 PS5	214.1	
							802.15.4_ANT 1 PS5 + BT_ANT 2 PS5	158.5	
							802.15.4_ANT 1 PS5 + 802.15.4_ANT 2 PS5	150.6	
							802.15.4_ANT 1 PS5 + NB-UNII_ANT 5 PS5	214.1	
							802.15.4_ANT 1 PS5 + NB-UNII_ANT 6 PS5	214.1	

SPLSR for ANT 7 + (ANT 1/4/5/6)

RF Exposure Conditions	Test Position	Mode	SAR	X	Y	Z	Antenna A+B	d: Calculated distance (m)	Worst Case SPLSR
			W/kg	m	m	m			
Body & Hotspot	Front	WWAN_ANT 7 PS1	0.590	3.1	-68.9	-200.7	WWAN_ANT 7 PS1 + WWAN_ANT 4 PS1	109.8	0.03
		WWAN_ANT 4 PS1	1.089	19.2	39.7	-202	WWAN_ANT 7 PS1 + Wi-Fi 2.4G_ANT 2 PS5	151.1	
		Wi-Fi 2.4G_ANT 1 PS5	0.216	0.2	-71.7	-202.0	WWAN_ANT 7 PS1 + Wi-Fi 5G_ANT 5 PS5	212.2	
		Wi-Fi 2.4G_ANT 2 PS5	0.353	-53.6	71.2	-202.0	WWAN_ANT 7 PS1 + Wi-Fi 5G_ANT 6 PS5	212.2	
		Wi-Fi 5G_ANT 5 PS5					WWAN_ANT 7 PS1 + BT_ANT 2 PS5	157.8	
		Wi-Fi 5G_ANT 6 PS5					WWAN_ANT 7 PS1 + 802.15.4_ANT 2 PS5	150.0	
		BT_ANT 1 PS5	0.216	12.3	-50.9	-202.0	WWAN_ANT 7 PS1 + NB-UNII_ANT 5 PS5	212.2	
		BT_ANT 2 PS5	0.326	-54.3	78.1	-202.0	WWAN_ANT 7 PS1 + NB-UNII_ANT 6 PS5	212.2	
		802.15.4_ANT 1 PS5	0.377	-0.6	-71.0	-202.0	Wi-Fi 2.4G_ANT 1 PS5 + WWAN_ANT 4 PS1	113.0	
		802.15.4_ANT 2 PS5	0.110	-53.1	70.2	-202	Wi-Fi 2.4G_ANT 1 PS5 + Wi-Fi 2.4G_ANT 2 PS5	152.7	
		NB-UNII_ANT 5 PS5					Wi-Fi 2.4G_ANT 1 PS5 + Wi-Fi 5G_ANT 5 PS5	214.3	
		NB-UNII_ANT 6 PS5					Wi-Fi 2.4G_ANT 1 PS5 + Wi-Fi 5G_ANT 6 PS5	214.3	
							Wi-Fi 2.4G_ANT 1 PS5 + BT_ANT 2 PS5	159.4	
							Wi-Fi 2.4G_ANT 1 PS5 + 802.15.4_ANT 2 PS5	151.6	
							Wi-Fi 2.4G_ANT 1 PS5 + NB-UNII_ANT 5 PS5	214.3	
							Wi-Fi 2.4G_ANT 1 PS5 + NB-UNII_ANT 6 PS5	214.3	
							BT_ANT 1 PS5 + WWAN_ANT 4 PS1	90.9	
							BT_ANT 1 PS5 + Wi-Fi 2.4G_ANT 2 PS5	138.7	
							BT_ANT 1 PS5 + Wi-Fi 5G_ANT 5 PS5	208.7	
							BT_ANT 1 PS5 + Wi-Fi 5G_ANT 6 PS5	208.7	
							BT_ANT 1 PS5 + BT_ANT 2 PS5	145.2	
							BT_ANT 1 PS5 + 802.15.4_ANT 2 PS5	137.6	
							BT_ANT 1 PS5 + NB-UNII_ANT 5 PS5	208.7	
							BT_ANT 1 PS5 + NB-UNII_ANT 6 PS5	208.7	
							802.15.4_ANT 1 PS5 + WWAN_ANT 4 PS1	112.5	
							802.15.4_ANT 1 PS5 + Wi-Fi 2.4G_ANT 2 PS5	151.8	
							802.15.4_ANT 1 PS5 + Wi-Fi 5G_ANT 5 PS5	214.1	
							802.15.4_ANT 1 PS5 + Wi-Fi 5G_ANT 6 PS5	214.1	
							802.15.4_ANT 1 PS5 + BT_ANT 2 PS5	158.5	
							802.15.4_ANT 1 PS5 + 802.15.4_ANT 2 PS5	150.6	
							802.15.4_ANT 1 PS5 + NB-UNII_ANT 5 PS5	214.1	
							802.15.4_ANT 1 PS5 + NB-UNII_ANT 6 PS5	214.1	

This report shall not be reproduced without the written approval of UL Verification Services Inc.

SPLSR for ANT 7 + (ANT 1/8/5/6)

RF Exposure Conditions	Test Position	Mode	SAR	X	Y	Z	Antenna A+B	d: Calculated distance (m)	Worst Case SPLSR
			W/kg	m	m	m			
Body & Hotspot	Front	WWAN_ANT 7 PS1	0.590	3.1	-68.9	-200.7	WWAN_ANT 7 PS1 + WWAN_ANT 8 PS1	132.4	0.01
		WWAN_ANT 8 PS1	0.486	-61.5	46.7	-202.0	WWAN_ANT 7 PS1 + Wi-Fi 2.4G_ANT 2 PS5	151.1	
		Wi-Fi 2.4G_ANT 1 PS5	0.216	0.2	-71.7	-202.0	WWAN_ANT 7 PS1 + Wi-Fi 5G_ANT 5 PS5	212.2	
		Wi-Fi 2.4G_ANT 2 PS5	0.353	-53.6	71.2	-202.0	WWAN_ANT 7 PS1 + Wi-Fi 5G_ANT 6 PS5	212.2	
		Wi-Fi 5G_ANT 5 PS5					WWAN_ANT 7 PS1 + BT_ANT 2 PS5	157.8	
		Wi-Fi 5G_ANT 6 PS5					WWAN_ANT 7 PS1 + 802.15.4_ANT 2 PS5	150.0	
		BT_ANT 1 PS5	0.216	12.3	-50.9	-202.0	WWAN_ANT 7 PS1 + NB-UNII_ANT 5 PS5	212.2	
		BT_ANT 2 PS5	0.326	-54.3	78.1	-202.0	WWAN_ANT 7 PS1 + NB-UNII_ANT 6 PS5	212.2	
		802.15.4_ANT 1 PS5	0.377	-0.6	-71.0	-202.0	Wi-Fi 2.4G_ANT 1 PS5 + WWAN_ANT 8 PS1	133.5	
		802.15.4_ANT 2 PS5	0.110	-53.1	70.2	-202	Wi-Fi 2.4G_ANT 1 PS5 + Wi-Fi 2.4G_ANT 2 PS5	152.7	
		NB-UNII_ANT 5 PS5					Wi-Fi 2.4G_ANT 1 PS5 + Wi-Fi 5G_ANT 5 PS5	214.3	
		NB-UNII_ANT 6 PS5					Wi-Fi 2.4G_ANT 1 PS5 + Wi-Fi 5G_ANT 6 PS5	214.3	
							Wi-Fi 2.4G_ANT 1 PS5 + BT_ANT 2 PS5	159.4	
							Wi-Fi 2.4G_ANT 1 PS5 + 802.15.4_ANT 2 PS5	151.6	
							Wi-Fi 2.4G_ANT 1 PS5 + NB-UNII_ANT 5 PS5	214.3	
							Wi-Fi 2.4G_ANT 1 PS5 + NB-UNII_ANT 6 PS5	214.3	
							BT_ANT 1 PS5 + WWAN_ANT 8 PS1	122.4	
							BT_ANT 1 PS5 + Wi-Fi 2.4G_ANT 2 PS5	138.7	
							BT_ANT 1 PS5 + Wi-Fi 5G_ANT 5 PS5	208.7	
							BT_ANT 1 PS5 + Wi-Fi 5G_ANT 6 PS5	208.7	
							BT_ANT 1 PS5 + BT_ANT 2 PS5	145.2	
							BT_ANT 1 PS5 + 802.15.4_ANT 2 PS5	137.6	
							BT_ANT 1 PS5 + NB-UNII_ANT 5 PS5	208.7	
							BT_ANT 1 PS5 + NB-UNII_ANT 6 PS5	208.7	
							802.15.4_ANT 1 PS5 + WWAN_ANT 8 PS1	132.5	
							802.15.4_ANT 1 PS5 + Wi-Fi 2.4G_ANT 2 PS5	151.8	
							802.15.4_ANT 1 PS5 + Wi-Fi 5G_ANT 5 PS5	214.1	
							802.15.4_ANT 1 PS5 + Wi-Fi 5G_ANT 6 PS5	214.1	
							802.15.4_ANT 1 PS5 + BT_ANT 2 PS5	158.5	
							802.15.4_ANT 1 PS5 + 802.15.4_ANT 2 PS5	150.6	
							802.15.4_ANT 1 PS5 + NB-UNII_ANT 5 PS5	214.1	
							802.15.4_ANT 1 PS5 + NB-UNII_ANT 6 PS5	214.1	

SPLSR for ANT 9 + (ANT 1/2/5/6)

RF Exposure Conditions	Test Position	Mode	SAR	X	Y	Z	Antenna A+B	d: Calculated distance (m)	Worst Case SPLSR
			W/kg	m	m	m			
Body & Hotspot	Front	WWAN_ANT 9 PS1	0.997	-53.0	-65.7	-202.0	WWAN_ANT 9 PS1 + WWAN_ANT 2 PS1	135.0	0.03
		WWAN_ANT 2 PS1	1.153	-53.4	69.2	-205.8	WWAN_ANT 9 PS1 + Wi-Fi 2.4G_ANT 2 PS5	136.9	
		Wi-Fi 2.4G_ANT 1 PS5	0.216	0.2	-71.7	-202.0	WWAN_ANT 9 PS1 + Wi-Fi 5G_ANT 5 PS5	218.9	
		Wi-Fi 2.4G_ANT 2 PS5	0.353	-53.6	71.2	-202.0	WWAN_ANT 9 PS1 + Wi-Fi 5G_ANT 6 PS5	218.9	
		Wi-Fi 5G_ANT 5 PS5					WWAN_ANT 9 PS1 + BT_ANT 2 PS5	143.8	
		Wi-Fi 5G_ANT 6 PS5					WWAN_ANT 9 PS1 + 802.15.4_ANT 2 PS5	135.9	
		BT_ANT 1 PS5	0.216	12.3	-50.9	-202.0	WWAN_ANT 9 PS1 + NB-UNII_ANT 5 PS5	218.9	
		BT_ANT 2 PS5	0.326	-54.3	78.1	-202.0	WWAN_ANT 9 PS1 + NB-UNII_ANT 6 PS5	218.9	
		802.15.4_ANT 1 PS5	0.377	-0.6	-71.0	-202.0	Wi-Fi 2.4G_ANT 1 PS5 + WWAN_ANT 2 PS1	150.8	
		802.15.4_ANT 2 PS5	0.110	-53.1	70.2	-202	Wi-Fi 2.4G_ANT 1 PS5 + Wi-Fi 2.4G_ANT 2 PS5	152.7	
		NB-UNII_ANT 5 PS5					Wi-Fi 2.4G_ANT 1 PS5 + Wi-Fi 5G_ANT 5 PS5	214.3	
		NB-UNII_ANT 6 PS5					Wi-Fi 2.4G_ANT 1 PS5 + Wi-Fi 5G_ANT 6 PS5	214.3	
							Wi-Fi 2.4G_ANT 1 PS5 + BT_ANT 2 PS5	159.4	
							Wi-Fi 2.4G_ANT 1 PS5 + 802.15.4_ANT 2 PS5	151.6	
							Wi-Fi 2.4G_ANT 1 PS5 + NB-UNII_ANT 5 PS5	214.3	
							Wi-Fi 2.4G_ANT 1 PS5 + NB-UNII_ANT 6 PS5	214.3	
							BT_ANT 1 PS5 + WWAN_ANT 2 PS1	136.9	
							BT_ANT 1 PS5 + Wi-Fi 2.4G_ANT 2 PS5	138.7	
							BT_ANT 1 PS5 + Wi-Fi 5G_ANT 5 PS5	208.7	
							BT_ANT 1 PS5 + Wi-Fi 5G_ANT 6 PS5	208.7	
							BT_ANT 1 PS5 + BT_ANT 2 PS5	145.2	
							BT_ANT 1 PS5 + 802.15.4_ANT 2 PS5	137.6	
							BT_ANT 1 PS5 + NB-UNII_ANT 5 PS5	208.7	
							BT_ANT 1 PS5 + NB-UNII_ANT 6 PS5	208.7	
							802.15.4_ANT 1 PS5 + WWAN_ANT 2 PS1	149.9	
							802.15.4_ANT 1 PS5 + Wi-Fi 2.4G_ANT 2 PS5	151.8	
							802.15.4_ANT 1 PS5 + Wi-Fi 5G_ANT 5 PS5	214.1	
							802.15.4_ANT 1 PS5 + Wi-Fi 5G_ANT 6 PS5	214.1	
							802.15.4_ANT 1 PS5 + BT_ANT 2 PS5	158.5	
							802.15.4_ANT 1 PS5 + 802.15.4_ANT 2 PS5	150.6	
							802.15.4_ANT 1 PS5 + NB-UNII_ANT 5 PS5	214.1	
							802.15.4_ANT 1 PS5 + NB-UNII_ANT 6 PS5	214.1	

This report shall not be reproduced without the written approval of UL Verification Services Inc.

SPLSR for ANT 9 + (ANT 1/4/5/6)

RF Exposure Conditions	Test Position	Mode	SAR	X	Y	Z	Antenna A+B	d: Calculated distance (m)	Worst Case SPLSR
			W/kg	m	m	m			
Body & Hotspot	Front	WWAN_ANT 9 PS1	0.997	-53.0	-65.7	-202.0	WWAN_ANT 9 PS1 + WWAN_ANT 4 PS1	127.8	0.04
		WWAN_ANT 4 PS1	1.089	19.2	39.7	-202	WWAN_ANT 9 PS1 + Wi-Fi 2.4G_ANT 2 PS5	136.9	
		Wi-Fi 2.4G_ANT 1 PS5	0.216	0.2	-71.7	-202.0	WWAN_ANT 9 PS1 + Wi-Fi 5G_ANT 5 PS5	218.9	
		Wi-Fi 2.4G_ANT 2 PS5	0.353	-53.6	71.2	-202.0	WWAN_ANT 9 PS1 + Wi-Fi 5G_ANT 6 PS5	218.9	
		Wi-Fi 5G_ANT 5 PS5					WWAN_ANT 9 PS1 + BT_ANT 2 PS5	143.8	
		Wi-Fi 5G_ANT 6 PS5					WWAN_ANT 9 PS1 + 802.15.4_ANT 2 PS5	135.9	
		BT_ANT 1 PS5	0.216	12.3	-50.9	-202.0	WWAN_ANT 9 PS1 + NB-UNII_ANT 5 PS5	218.9	
		BT_ANT 2 PS5	0.326	-54.3	78.1	-202.0	WWAN_ANT 9 PS1 + NB-UNII_ANT 6 PS5	218.9	
		802.15.4_ANT 1 PS5	0.377	-0.6	-71.0	-202.0	Wi-Fi 2.4G_ANT 1 PS5 + WWAN_ANT 4 PS1	113.0	
		802.15.4_ANT 2 PS5	0.110	-53.1	70.2	-202	Wi-Fi 2.4G_ANT 1 PS5 + Wi-Fi 2.4G_ANT 2 PS5	152.7	
		NB-UNII_ANT 5 PS5					Wi-Fi 2.4G_ANT 1 PS5 + Wi-Fi 5G_ANT 5 PS5	214.3	
		NB-UNII_ANT 6 PS5					Wi-Fi 2.4G_ANT 1 PS5 + Wi-Fi 5G_ANT 6 PS5	214.3	
							Wi-Fi 2.4G_ANT 1 PS5 + BT_ANT 2 PS5	159.4	
							Wi-Fi 2.4G_ANT 1 PS5 + 802.15.4_ANT 2 PS5	151.6	
							Wi-Fi 2.4G_ANT 1 PS5 + NB-UNII_ANT 5 PS5	214.3	
							Wi-Fi 2.4G_ANT 1 PS5 + NB-UNII_ANT 6 PS5	214.3	
							BT_ANT 1 PS5 + WWAN_ANT 4 PS1	90.9	
							BT_ANT 1 PS5 + Wi-Fi 2.4G_ANT 2 PS5	138.7	
							BT_ANT 1 PS5 + Wi-Fi 5G_ANT 5 PS5	208.7	
							BT_ANT 1 PS5 + Wi-Fi 5G_ANT 6 PS5	208.7	
							BT_ANT 1 PS5 + BT_ANT 2 PS5	145.2	
							BT_ANT 1 PS5 + 802.15.4_ANT 2 PS5	137.6	
							BT_ANT 1 PS5 + NB-UNII_ANT 5 PS5	208.7	
							BT_ANT 1 PS5 + NB-UNII_ANT 6 PS5	208.7	
							802.15.4_ANT 1 PS5 + WWAN_ANT 4 PS1	112.5	
							802.15.4_ANT 1 PS5 + Wi-Fi 2.4G_ANT 2 PS5	151.8	
							802.15.4_ANT 1 PS5 + Wi-Fi 5G_ANT 5 PS5	214.1	
							802.15.4_ANT 1 PS5 + Wi-Fi 5G_ANT 6 PS5	214.1	
							802.15.4_ANT 1 PS5 + BT_ANT 2 PS5	158.5	
							802.15.4_ANT 1 PS5 + 802.15.4_ANT 2 PS5	150.6	
							802.15.4_ANT 1 PS5 + NB-UNII_ANT 5 PS5	214.1	
							802.15.4_ANT 1 PS5 + NB-UNII_ANT 6 PS5	214.1	

SPLSR for ANT 9 + (ANT 1/8/5/6)

RF Exposure Conditions	Test Position	Mode	SAR	X	Y	Z	Antenna A+B	d: Calculated distance (m)	Worst Case SPLSR
			W/kg	m	m	m			
Body & Hotspot	Front	WWAN_ANT 9 PS1	0.997	-53.0	-65.7	-202.0	WWAN_ANT 9 PS1 + WWAN_ANT 8 PS1	112.7	0.02
		WWAN_ANT 8 PS1	0.486	-61.5	46.7	-202.0	WWAN_ANT 9 PS1 + Wi-Fi 2.4G_ANT 2 PS5	136.9	
		Wi-Fi 2.4G_ANT 1 PS5	0.216	0.2	-71.7	-202.0	WWAN_ANT 9 PS1 + Wi-Fi 5G_ANT 5 PS5	218.9	
		Wi-Fi 2.4G_ANT 2 PS5	0.353	-53.6	71.2	-202.0	WWAN_ANT 9 PS1 + Wi-Fi 5G_ANT 6 PS5	218.9	
		Wi-Fi 5G_ANT 5 PS5					WWAN_ANT 9 PS1 + BT_ANT 2 PS5	143.8	
		Wi-Fi 5G_ANT 6 PS5					WWAN_ANT 9 PS1 + 802.15.4_ANT 2 PS5	135.9	
		BT_ANT 1 PS5	0.216	12.3	-50.9	-202.0	WWAN_ANT 9 PS1 + NB-UNII_ANT 5 PS5	218.9	
		BT_ANT 2 PS5	0.326	-54.3	78.1	-202.0	WWAN_ANT 9 PS1 + NB-UNII_ANT 6 PS5	218.9	
		802.15.4_ANT 1 PS5	0.377	-0.6	-71.0	-202.0	Wi-Fi 2.4G_ANT 1 PS5 + WWAN_ANT 8 PS1	133.5	
		802.15.4_ANT 2 PS5	0.110	-53.1	70.2	-202	Wi-Fi 2.4G_ANT 1 PS5 + Wi-Fi 2.4G_ANT 2 PS5	152.7	
		NB-UNII_ANT 5 PS5					Wi-Fi 2.4G_ANT 1 PS5 + Wi-Fi 5G_ANT 5 PS5	214.3	
		NB-UNII_ANT 6 PS5					Wi-Fi 2.4G_ANT 1 PS5 + Wi-Fi 5G_ANT 6 PS5	214.3	
							Wi-Fi 2.4G_ANT 1 PS5 + BT_ANT 2 PS5	159.4	
							Wi-Fi 2.4G_ANT 1 PS5 + 802.15.4_ANT 2 PS5	151.6	
							Wi-Fi 2.4G_ANT 1 PS5 + NB-UNII_ANT 5 PS5	214.3	
							Wi-Fi 2.4G_ANT 1 PS5 + NB-UNII_ANT 6 PS5	214.3	
							BT_ANT 1 PS5 + WWAN_ANT 8 PS1	122.4	
							BT_ANT 1 PS5 + Wi-Fi 2.4G_ANT 2 PS5	138.7	
							BT_ANT 1 PS5 + Wi-Fi 5G_ANT 5 PS5	208.7	
							BT_ANT 1 PS5 + Wi-Fi 5G_ANT 6 PS5	208.7	
							BT_ANT 1 PS5 + BT_ANT 2 PS5	145.2	
							BT_ANT 1 PS5 + 802.15.4_ANT 2 PS5	137.6	
							BT_ANT 1 PS5 + NB-UNII_ANT 5 PS5	208.7	
							BT_ANT 1 PS5 + NB-UNII_ANT 6 PS5	208.7	
							802.15.4_ANT 1 PS5 + WWAN_ANT 8 PS1	132.5	
							802.15.4_ANT 1 PS5 + Wi-Fi 2.4G_ANT 2 PS5	151.8	
							802.15.4_ANT 1 PS5 + Wi-Fi 5G_ANT 5 PS5	214.1	
							802.15.4_ANT 1 PS5 + Wi-Fi 5G_ANT 6 PS5	214.1	
							802.15.4_ANT 1 PS5 + BT_ANT 2 PS5	158.5	
							802.15.4_ANT 1 PS5 + 802.15.4_ANT 2 PS5	150.6	
							802.15.4_ANT 1 PS5 + NB-UNII_ANT 5 PS5	214.1	
							802.15.4_ANT 1 PS5 + NB-UNII_ANT 6 PS5	214.1	

This report shall not be reproduced without the written approval of UL Verification Services Inc.

13.3.3. SPLSR for Edge Right Analysis

SPLSR for ANT 1 + (ANT 1/2/5/6)

RF Exposure Conditions	Test Position	Mode	SAR	X	Y	Z	Antenna A+B	d: Calculated distance (m)	Worst Case SPLSR
			W/kg	m	m	m			
Hotspot	Edge Right	WWAN_ANT 1 PS1	1.165	-29.7	58.6	-202.0	WWAN_ANT 1 PS1 + WWAN_ANT 2 PS1	17.1	0.22
		WWAN_ANT 2 PS1	0.197	-28.1	41.6	-202.0	WWAN_ANT 1 PS1 + Wi-Fi 2.4G_ANT 2 PS5	125.5	
		Wi-Fi 2.4G_ANT 1 PS5	0.389	-28.6	52.3	-202.0	WWAN_ANT 1 PS1 + Wi-Fi 5G_ANT 5 PS5	95.9	
		Wi-Fi 2.4G_ANT 2 PS5	0.011	-31.8	-66.9	-202.0	WWAN_ANT 1 PS1 + Wi-Fi 5G_ANT 6 PS5	212.4	
		Wi-Fi 5G_ANT 5 PS5	0.093	-38.5	-36.9	-202.0	WWAN_ANT 1 PS1 + BT_ANT 2 PS5	125.5	
		Wi-Fi 5G_ANT 6 PS5					WWAN_ANT 1 PS1 + 802.15.4_ANT 2 PS5	128.2	
		BT_ANT 1 PS5	0.389	-29.8	54.4	-202.0	WWAN_ANT 1 PS1 + NB-UNII_ANT 5 PS5	101.2	
		BT_ANT 2 PS5	0.011	-31.8	-66.9	-202.0	WWAN_ANT 1 PS1 + NB-UNII_ANT 6 PS5	212.4	
		802.15.4_ANT 1 PS5	0.397	-25.6	53.4	-202.0	Wi-Fi 2.4G_ANT 1 PS5 + WWAN_ANT 2 PS1	10.7	
		802.15.4_ANT 2 PS5	0.054	-27.9	-69.6	-202.0	Wi-Fi 2.4G_ANT 1 PS5 + Wi-Fi 2.4G_ANT 2 PS5	119.2	
		NB-UNII_ANT 5 PS5	0.050	-40.0	-42.1	-202.0	Wi-Fi 2.4G_ANT 1 PS5 + Wi-Fi 5G_ANT 5 PS5	89.7	
		NB-UNII_ANT 6 PS5					Wi-Fi 2.4G_ANT 1 PS5 + Wi-Fi 5G_ANT 6 PS5	210.6	
							Wi-Fi 2.4G_ANT 1 PS5 + BT_ANT 2 PS5	119.2	
							Wi-Fi 2.4G_ANT 1 PS5 + 802.15.4_ANT 2 PS5	121.9	
							Wi-Fi 2.4G_ANT 1 PS5 + NB-UNII_ANT 5 PS5	95.1	
							Wi-Fi 2.4G_ANT 1 PS5 + NB-UNII_ANT 6 PS5	210.6	
							BT_ANT 1 PS5 + WWAN_ANT 2 PS1	12.9	
							BT_ANT 1 PS5 + Wi-Fi 2.4G_ANT 2 PS5	121.3	
							BT_ANT 1 PS5 + Wi-Fi 5G_ANT 5 PS5	91.7	
							BT_ANT 1 PS5 + Wi-Fi 5G_ANT 6 PS5	211.3	
							BT_ANT 1 PS5 + BT_ANT 2 PS5	121.3	
							BT_ANT 1 PS5 + 802.15.4_ANT 2 PS5	124.0	
							BT_ANT 1 PS5 + NB-UNII_ANT 5 PS5	97.0	
							BT_ANT 1 PS5 + NB-UNII_ANT 6 PS5	208.9	
							802.15.4_ANT 1 PS5 + WWAN_ANT 2 PS1	12.1	
							802.15.4_ANT 1 PS5 + Wi-Fi 2.4G_ANT 2 PS5	120.5	
							802.15.4_ANT 1 PS5 + Wi-Fi 5G_ANT 5 PS5	91.2	
							802.15.4_ANT 1 PS5 + Wi-Fi 5G_ANT 6 PS5	210.5	
							802.15.4_ANT 1 PS5 + BT_ANT 2 PS5	120.5	
							802.15.4_ANT 1 PS5 + 802.15.4_ANT 2 PS5	123.0	
							802.15.4_ANT 1 PS5 + NB-UNII_ANT 5 PS5	96.6	
							802.15.4_ANT 1 PS5 + NB-UNII_ANT 6 PS5	210.5	

SPLSR for ANT 1 + (ANT 1/4/5/6)

RF Exposure Conditions	Test Position	Mode	SAR	X	Y	Z	Antenna A+B	d: Calculated distance (m)	Worst Case SPLSR
			W/kg	m	m	m			
Hotspot	Edge Right	WWAN_ANT 1 PS1	1.165	-29.7	58.6	-202.0	WWAN_ANT 1 PS1 + WWAN_ANT 4 PS1	103.5	0.05
		WWAN_ANT 4 PS1	1.135	-27.7	-44.9	-202.0	WWAN_ANT 1 PS1 + Wi-Fi 2.4G_ANT 2 PS5	125.5	
		Wi-Fi 2.4G_ANT 1 PS5	0.389	-28.6	52.3	-202.0	WWAN_ANT 1 PS1 + Wi-Fi 5G_ANT 5 PS5	95.9	
		Wi-Fi 2.4G_ANT 2 PS5	0.011	-31.8	-66.9	-202.0	WWAN_ANT 1 PS1 + Wi-Fi 5G_ANT 6 PS5	212.4	
		Wi-Fi 5G_ANT 5 PS5	0.093	-38.5	-36.9	-202.0	WWAN_ANT 1 PS1 + BT_ANT 2 PS5	125.5	
		Wi-Fi 5G_ANT 6 PS5					WWAN_ANT 1 PS1 + 802.15.4_ANT 2 PS5	128.2	
		BT_ANT 1 PS5	0.389	-29.8	54.4	-202.0	WWAN_ANT 1 PS1 + NB-UNII_ANT 5 PS5	101.2	
		BT_ANT 2 PS5	0.011	-31.8	-66.9	-202.0	WWAN_ANT 1 PS1 + NB-UNII_ANT 6 PS5	212.4	
		802.15.4_ANT 1 PS5	0.397	-25.6	53.4	-202.0	Wi-Fi 2.4G_ANT 1 PS5 + WWAN_ANT 4 PS1	97.2	
		802.15.4_ANT 2 PS5	0.054	-27.9	-69.6	-202.0	Wi-Fi 2.4G_ANT 1 PS5 + Wi-Fi 2.4G_ANT 2 PS5	119.2	
		NB-UNII_ANT 5 PS5	0.050	-40.0	-42.1	-202.0	Wi-Fi 2.4G_ANT 1 PS5 + Wi-Fi 5G_ANT 5 PS5	89.7	
		NB-UNII_ANT 6 PS5					Wi-Fi 2.4G_ANT 1 PS5 + Wi-Fi 5G_ANT 6 PS5	210.6	
							Wi-Fi 2.4G_ANT 1 PS5 + BT_ANT 2 PS5	119.2	
							Wi-Fi 2.4G_ANT 1 PS5 + 802.15.4_ANT 2 PS5	121.9	
							Wi-Fi 2.4G_ANT 1 PS5 + NB-UNII_ANT 5 PS5	95.1	
							Wi-Fi 2.4G_ANT 1 PS5 + NB-UNII_ANT 6 PS5	210.6	
							BT_ANT 1 PS5 + WWAN_ANT 4 PS1	99.3	
							BT_ANT 1 PS5 + Wi-Fi 2.4G_ANT 2 PS5	121.3	
							BT_ANT 1 PS5 + Wi-Fi 5G_ANT 5 PS5	91.7	
							BT_ANT 1 PS5 + Wi-Fi 5G_ANT 6 PS5	211.3	
							BT_ANT 1 PS5 + BT_ANT 2 PS5	121.3	
							BT_ANT 1 PS5 + 802.15.4_ANT 2 PS5	124.0	
							BT_ANT 1 PS5 + NB-UNII_ANT 5 PS5	97.0	
							BT_ANT 1 PS5 + NB-UNII_ANT 6 PS5	208.9	
							802.15.4_ANT 1 PS5 + WWAN_ANT 4 PS1	98.3	
							802.15.4_ANT 1 PS5 + Wi-Fi 2.4G_ANT 2 PS5	120.5	
							802.15.4_ANT 1 PS5 + Wi-Fi 5G_ANT 5 PS5	91.2	
							802.15.4_ANT 1 PS5 + Wi-Fi 5G_ANT 6 PS5	210.5	
							802.15.4_ANT 1 PS5 + BT_ANT 2 PS5	120.5	
							802.15.4_ANT 1 PS5 + 802.15.4_ANT 2 PS5	123.0	
							802.15.4_ANT 1 PS5 + NB-UNII_ANT 5 PS5	96.6	
							802.15.4_ANT 1 PS5 + NB-UNII_ANT 6 PS5	210.5	

This report shall not be reproduced without the written approval of UL Verification Services Inc.

SPLSR for ANT 3 + (ANT 1/2/5/6)

RF Exposure Conditions	Test Position	Mode	SAR	X	Y	Z	Antenna A+B	d: Calculated distance (m)	Worst Case SPLSR
			W/kg	m	m	m			
Hotspot	Edge Right	WWAN_ANT 3 PS1	0.694	-30.4	3.2	-202.0	WWAN_ANT 3 PS1 + WWAN_ANT 2 PS1	38.5	0.14
		WWAN_ANT 2 PS1	0.197	-28.1	41.6	-202.0	WWAN_ANT 3 PS1 + Wi-Fi 2.4G_ANT 2 PS5	70.1	
		Wi-Fi 2.4G_ANT 1 PS5	0.389	-28.6	52.3	-202.0	WWAN_ANT 3 PS1 + Wi-Fi 5G_ANT 5 PS5	40.9	
		Wi-Fi 2.4G_ANT 2 PS5	0.011	-31.8	-66.9	-202.0	WWAN_ANT 3 PS1 + Wi-Fi 5G_ANT 6 PS5	204.3	
		Wi-Fi 5G_ANT 5 PS5	0.093	-38.5	-36.9	-202.0	WWAN_ANT 3 PS1 + BT_ANT 2 PS5	70.1	
		Wi-Fi 5G_ANT 6 PS5					WWAN_ANT 3 PS1 + 802.15.4_ANT 2 PS5	72.8	
		BT_ANT 1 PS5	0.389	-29.8	54.4	-202.0	WWAN_ANT 3 PS1 + NB-UNII_ANT 5 PS5	46.3	
		BT_ANT 2 PS5	0.011	-31.8	-66.9	-202.0	WWAN_ANT 3 PS1 + NB-UNII_ANT 6 PS5	204.3	
		802.15.4_ANT 1 PS5	0.397	-25.6	53.4	-202.0	Wi-Fi 2.4G_ANT 1 PS5 + WWAN_ANT 2 PS1	10.7	
		802.15.4_ANT 2 PS5	0.054	-27.9	-69.6	-202.0	Wi-Fi 2.4G_ANT 1 PS5 + Wi-Fi 2.4G_ANT 2 PS5	119.2	
		NB-UNII_ANT 5 PS5	0.050	-40.0	-42.1	-202.0	Wi-Fi 2.4G_ANT 1 PS5 + Wi-Fi 5G_ANT 5 PS5	89.7	
		NB-UNII_ANT 6 PS5					Wi-Fi 2.4G_ANT 1 PS5 + Wi-Fi 5G_ANT 6 PS5	210.6	
							Wi-Fi 2.4G_ANT 1 PS5 + BT_ANT 2 PS5	119.2	
							Wi-Fi 2.4G_ANT 1 PS5 + 802.15.4_ANT 2 PS5	121.9	
							Wi-Fi 2.4G_ANT 1 PS5 + NB-UNII_ANT 5 PS5	95.1	
							Wi-Fi 2.4G_ANT 1 PS5 + NB-UNII_ANT 6 PS5	210.6	
							BT_ANT 1 PS5 + WWAN_ANT 2 PS1	12.9	
							BT_ANT 1 PS5 + Wi-Fi 2.4G_ANT 2 PS5	121.3	
							BT_ANT 1 PS5 + Wi-Fi 5G_ANT 5 PS5	91.7	
							BT_ANT 1 PS5 + Wi-Fi 5G_ANT 6 PS5	211.3	
							BT_ANT 1 PS5 + BT_ANT 2 PS5	121.3	
							BT_ANT 1 PS5 + 802.15.4_ANT 2 PS5	124.0	
							BT_ANT 1 PS5 + NB-UNII_ANT 5 PS5	97.0	
							BT_ANT 1 PS5 + NB-UNII_ANT 6 PS5	208.9	
							802.15.4_ANT 1 PS5 + WWAN_ANT 2 PS1	12.1	
							802.15.4_ANT 1 PS5 + Wi-Fi 2.4G_ANT 2 PS5	120.5	
							802.15.4_ANT 1 PS5 + Wi-Fi 5G_ANT 5 PS5	91.2	
							802.15.4_ANT 1 PS5 + Wi-Fi 5G_ANT 6 PS5	210.5	
							802.15.4_ANT 1 PS5 + BT_ANT 2 PS5	120.5	
							802.15.4_ANT 1 PS5 + 802.15.4_ANT 2 PS5	123.0	
							802.15.4_ANT 1 PS5 + NB-UNII_ANT 5 PS5	96.6	
							802.15.4_ANT 1 PS5 + NB-UNII_ANT 6 PS5	210.5	

SPLSR for ANT 3 + (ANT 1/4/5/6)

RF Exposure Conditions	Test Position	Mode	SAR	X	Y	Z	Antenna A+B	d: Calculated distance (m)	Worst Case SPLSR
			W/kg	m	m	m			
Hotspot	Edge Right	WWAN_ANT 3 PS1	0.694	-30.4	3.2	-202.0	WWAN_ANT 3 PS1 + WWAN_ANT 4 PS1	48.2	0.08
		WWAN_ANT 4 PS1	1.135	-27.7	-44.9	-202.0	WWAN_ANT 3 PS1 + Wi-Fi 2.4G_ANT 2 PS5	70.1	
		Wi-Fi 2.4G_ANT 1 PS5	0.389	-28.6	52.3	-202.0	WWAN_ANT 3 PS1 + Wi-Fi 5G_ANT 5 PS5	40.9	
		Wi-Fi 2.4G_ANT 2 PS5	0.011	-31.8	-66.9	-202.0	WWAN_ANT 3 PS1 + Wi-Fi 5G_ANT 6 PS5	204.3	
		Wi-Fi 5G_ANT 5 PS5	0.093	-38.5	-36.9	-202.0	WWAN_ANT 3 PS1 + BT_ANT 2 PS5	70.1	
		Wi-Fi 5G_ANT 6 PS5					WWAN_ANT 3 PS1 + 802.15.4_ANT 2 PS5	72.8	
		BT_ANT 1 PS5	0.389	-29.8	54.4	-202.0	WWAN_ANT 3 PS1 + NB-UNII_ANT 5 PS5	46.3	
		BT_ANT 2 PS5	0.011	-31.8	-66.9	-202.0	WWAN_ANT 3 PS1 + NB-UNII_ANT 6 PS5	204.3	
		802.15.4_ANT 1 PS5	0.397	-25.6	53.4	-202.0	Wi-Fi 2.4G_ANT 1 PS5 + WWAN_ANT 4 PS1	97.2	
		802.15.4_ANT 2 PS5	0.054	-27.9	-69.6	-202.0	Wi-Fi 2.4G_ANT 1 PS5 + Wi-Fi 2.4G_ANT 2 PS5	119.2	
		NB-UNII_ANT 5 PS5	0.050	-40.0	-42.1	-202.0	Wi-Fi 2.4G_ANT 1 PS5 + Wi-Fi 5G_ANT 5 PS5	89.7	
		NB-UNII_ANT 6 PS5					Wi-Fi 2.4G_ANT 1 PS5 + Wi-Fi 5G_ANT 6 PS5	210.6	
							Wi-Fi 2.4G_ANT 1 PS5 + BT_ANT 2 PS5	119.2	
							Wi-Fi 2.4G_ANT 1 PS5 + 802.15.4_ANT 2 PS5	121.9	
							Wi-Fi 2.4G_ANT 1 PS5 + NB-UNII_ANT 5 PS5	95.1	
							Wi-Fi 2.4G_ANT 1 PS5 + NB-UNII_ANT 6 PS5	210.6	
							BT_ANT 1 PS5 + WWAN_ANT 4 PS1	99.3	
							BT_ANT 1 PS5 + Wi-Fi 2.4G_ANT 2 PS5	121.3	
							BT_ANT 1 PS5 + Wi-Fi 5G_ANT 5 PS5	91.7	
							BT_ANT 1 PS5 + Wi-Fi 5G_ANT 6 PS5	211.3	
							BT_ANT 1 PS5 + BT_ANT 2 PS5	121.3	
							BT_ANT 1 PS5 + 802.15.4_ANT 2 PS5	124.0	
							BT_ANT 1 PS5 + NB-UNII_ANT 5 PS5	97.0	
							BT_ANT 1 PS5 + NB-UNII_ANT 6 PS5	208.9	
							802.15.4_ANT 1 PS5 + WWAN_ANT 4 PS1	98.3	
							802.15.4_ANT 1 PS5 + Wi-Fi 2.4G_ANT 2 PS5	120.5	
							802.15.4_ANT 1 PS5 + Wi-Fi 5G_ANT 5 PS5	91.2	
							802.15.4_ANT 1 PS5 + Wi-Fi 5G_ANT 6 PS5	210.5	
							802.15.4_ANT 1 PS5 + BT_ANT 2 PS5	120.5	
							802.15.4_ANT 1 PS5 + 802.15.4_ANT 2 PS5	123.0	
							802.15.4_ANT 1 PS5 + NB-UNII_ANT 5 PS5	96.6	
							802.15.4_ANT 1 PS5 + NB-UNII_ANT 6 PS5	210.5	

This report shall not be reproduced without the written approval of UL Verification Services Inc.

SPLSR for ANT 7 + (ANT 1/2/5/6)

RF Exposure Conditions	Test Position	Mode	SAR	X	Y	Z	Antenna A+B	d: Calculated distance (m)	Worst Case SPLSR
			W/kg	m	m	m			
Hotspot	Edge Right	WWAN_ANT 7 PS1	1.176	-26.9	41.6	-202.0	WWAN_ANT 7 PS1 + WWAN_ANT 2 PS1	1.2	1.96
		WWAN_ANT 2 PS1	0.197	-28.1	41.6	-202.0	WWAN_ANT 7 PS1 + Wi-Fi 2.4G_ANT 2 PS5	108.6	
		Wi-Fi 2.4G_ANT 1 PS5	0.389	-28.6	52.3	-202.0	WWAN_ANT 7 PS1 + Wi-Fi 5G_ANT 5 PS5	79.4	
		Wi-Fi 2.4G_ANT 2 PS5	0.011	-31.8	-66.9	-202.0	WWAN_ANT 7 PS1 + Wi-Fi 5G_ANT 6 PS5	208.0	
		Wi-Fi 5G_ANT 5 PS5	0.093	-38.5	-36.9	-202.0	WWAN_ANT 7 PS1 + BT_ANT 2 PS5	108.6	
		Wi-Fi 5G_ANT 6 PS5					WWAN_ANT 7 PS1 + 802.15.4_ANT 2 PS5	111.2	
		BT_ANT 1 PS5	0.389	-29.8	54.4	-202.0	WWAN_ANT 7 PS1 + NB-UNII_ANT 5 PS5	84.7	
		BT_ANT 2 PS5	0.011	-31.8	-66.9	-202.0	WWAN_ANT 7 PS1 + NB-UNII_ANT 6 PS5	208.0	
		802.15.4_ANT 1 PS5	0.397	-25.6	53.4	-202.0	Wi-Fi 2.4G_ANT 1 PS5 + WWAN_ANT 2 PS1	10.7	
		802.15.4_ANT 2 PS5	0.054	-27.9	-69.6	-202.0	Wi-Fi 2.4G_ANT 1 PS5 + Wi-Fi 2.4G_ANT 2 PS5	119.2	
		NB-UNII_ANT 5 PS5	0.050	-40.0	-42.1	-202.0	Wi-Fi 2.4G_ANT 1 PS5 + Wi-Fi 5G_ANT 5 PS5	89.7	
		NB-UNII_ANT 6 PS5					Wi-Fi 2.4G_ANT 1 PS5 + Wi-Fi 5G_ANT 6 PS5	210.6	
							Wi-Fi 2.4G_ANT 1 PS5 + BT_ANT 2 PS5	119.2	
							Wi-Fi 2.4G_ANT 1 PS5 + 802.15.4_ANT 2 PS5	121.9	
							Wi-Fi 2.4G_ANT 1 PS5 + NB-UNII_ANT 5 PS5	95.1	
							Wi-Fi 2.4G_ANT 1 PS5 + NB-UNII_ANT 6 PS5	210.6	
							BT_ANT 1 PS5 + WWAN_ANT 2 PS1	12.9	
							BT_ANT 1 PS5 + Wi-Fi 2.4G_ANT 2 PS5	121.3	
							BT_ANT 1 PS5 + Wi-Fi 5G_ANT 5 PS5	91.7	
							BT_ANT 1 PS5 + Wi-Fi 5G_ANT 6 PS5	211.3	
							BT_ANT 1 PS5 + BT_ANT 2 PS5	121.3	
							BT_ANT 1 PS5 + 802.15.4_ANT 2 PS5	124.0	
							BT_ANT 1 PS5 + NB-UNII_ANT 5 PS5	97.0	
							BT_ANT 1 PS5 + NB-UNII_ANT 6 PS5	208.9	
							802.15.4_ANT 1 PS5 + WWAN_ANT 2 PS1	12.1	
							802.15.4_ANT 1 PS5 + Wi-Fi 2.4G_ANT 2 PS5	120.5	
							802.15.4_ANT 1 PS5 + Wi-Fi 5G_ANT 5 PS5	91.2	
							802.15.4_ANT 1 PS5 + Wi-Fi 5G_ANT 6 PS5	210.5	
							802.15.4_ANT 1 PS5 + BT_ANT 2 PS5	120.5	
							802.15.4_ANT 1 PS5 + 802.15.4_ANT 2 PS5	123.0	
							802.15.4_ANT 1 PS5 + NB-UNII_ANT 5 PS5	96.6	
							802.15.4_ANT 1 PS5 + NB-UNII_ANT 6 PS5	210.5	

SPLSR for ANT 7 + (ANT 1/4/5/6)

RF Exposure Conditions	Test Position	Mode	SAR	X	Y	Z	Antenna A+B	d: Calculated distance (m)	Worst Case SPLSR
			W/kg	m	m	m			
Hotspot	Edge Right	WWAN_ANT 7 PS1	1.176	-26.9	41.6	-202.0	WWAN_ANT 7 PS1 + WWAN_ANT 4 PS1	86.5	0.06
		WWAN_ANT 4 PS1	1.135	-27.7	-44.9	-202.0	WWAN_ANT 7 PS1 + Wi-Fi 2.4G_ANT 2 PS5	108.6	
		Wi-Fi 2.4G_ANT 1 PS5	0.389	-28.6	52.3	-202.0	WWAN_ANT 7 PS1 + Wi-Fi 5G_ANT 5 PS5	79.4	
		Wi-Fi 2.4G_ANT 2 PS5	0.011	-31.8	-66.9	-202.0	WWAN_ANT 7 PS1 + Wi-Fi 5G_ANT 6 PS5	208.0	
		Wi-Fi 5G_ANT 5 PS5	0.093	-38.5	-36.9	-202.0	WWAN_ANT 7 PS1 + BT_ANT 2 PS5	108.6	
		Wi-Fi 5G_ANT 6 PS5					WWAN_ANT 7 PS1 + 802.15.4_ANT 2 PS5	111.2	
		BT_ANT 1 PS5	0.389	-29.8	54.4	-202.0	WWAN_ANT 7 PS1 + NB-UNII_ANT 5 PS5	84.7	
		BT_ANT 2 PS5	0.011	-31.8	-66.9	-202.0	WWAN_ANT 7 PS1 + NB-UNII_ANT 6 PS5	208.0	
		802.15.4_ANT 1 PS5	0.397	-25.6	53.4	-202.0	Wi-Fi 2.4G_ANT 1 PS5 + WWAN_ANT 4 PS1	97.2	
		802.15.4_ANT 2 PS5	0.054	-27.9	-69.6	-202.0	Wi-Fi 2.4G_ANT 1 PS5 + Wi-Fi 2.4G_ANT 2 PS5	119.2	
		NB-UNII_ANT 5 PS5	0.050	-40.0	-42.1	-202.0	Wi-Fi 2.4G_ANT 1 PS5 + Wi-Fi 5G_ANT 5 PS5	89.7	
		NB-UNII_ANT 6 PS5					Wi-Fi 2.4G_ANT 1 PS5 + Wi-Fi 5G_ANT 6 PS5	210.6	
							Wi-Fi 2.4G_ANT 1 PS5 + BT_ANT 2 PS5	119.2	
							Wi-Fi 2.4G_ANT 1 PS5 + 802.15.4_ANT 2 PS5	121.9	
							Wi-Fi 2.4G_ANT 1 PS5 + NB-UNII_ANT 5 PS5	95.1	
							Wi-Fi 2.4G_ANT 1 PS5 + NB-UNII_ANT 6 PS5	210.6	
							BT_ANT 1 PS5 + WWAN_ANT 4 PS1	99.3	
							BT_ANT 1 PS5 + Wi-Fi 2.4G_ANT 2 PS5	121.3	
							BT_ANT 1 PS5 + Wi-Fi 5G_ANT 5 PS5	91.7	
							BT_ANT 1 PS5 + Wi-Fi 5G_ANT 6 PS5	211.3	
							BT_ANT 1 PS5 + BT_ANT 2 PS5	121.3	
							BT_ANT 1 PS5 + 802.15.4_ANT 2 PS5	124.0	
							BT_ANT 1 PS5 + NB-UNII_ANT 5 PS5	97.0	
							BT_ANT 1 PS5 + NB-UNII_ANT 6 PS5	208.9	
							802.15.4_ANT 1 PS5 + WWAN_ANT 4 PS1	98.3	
							802.15.4_ANT 1 PS5 + Wi-Fi 2.4G_ANT 2 PS5	120.5	
							802.15.4_ANT 1 PS5 + Wi-Fi 5G_ANT 5 PS5	91.2	
							802.15.4_ANT 1 PS5 + Wi-Fi 5G_ANT 6 PS5	210.5	
							802.15.4_ANT 1 PS5 + BT_ANT 2 PS5	120.5	
							802.15.4_ANT 1 PS5 + 802.15.4_ANT 2 PS5	123.0	
							802.15.4_ANT 1 PS5 + NB-UNII_ANT 5 PS5	96.6	
							802.15.4_ANT 1 PS5 + NB-UNII_ANT 6 PS5	210.5	

This report shall not be reproduced without the written approval of UL Verification Services Inc.

13.3.4. SPLSR for Edge Left Analysis

SPLSR for ANT 1 + (ANT 1/2/5/6)

RF Exposure Conditions	Test Position	Mode	SAR	X	Y	Z	Antenna A+B	d: Calculated distance (m)	Worst Case SPLSR
			W/kg	m	m	m			
Hotspot	Edge Left	WWAN_ANT 1 PS1	0.657	-29.3	-25.5	-204.8	WWAN_ANT 1 PS1 + WWAN_ANT 2 PS1	78.9	0.05
		WWAN_ANT 2 PS1	1.189	-31.6	53.3	-202.0	WWAN_ANT 1 PS1 + Wi-Fi 2.4G_ANT 2 PS5	76.9	
		Wi-Fi 2.4G_ANT 1 PS5	0.008	-28.4	-18.4	-202.0	WWAN_ANT 1 PS1 + Wi-Fi 5G_ANT 5 PS5	208.5	
		Wi-Fi 2.4G_ANT 2 PS5	0.383	-25.6	51.3	-202.0	WWAN_ANT 1 PS1 + Wi-Fi 5G_ANT 6 PS5	208.5	
		Wi-Fi 5G_ANT 5 PS5					WWAN_ANT 1 PS1 + BT_ANT 2 PS5	82.1	
		Wi-Fi 5G_ANT 6 PS5					WWAN_ANT 1 PS1 + 802.15.4_ANT 2 PS5	74.8	
		BT_ANT 1 PS5	0.010	-25.4	-25.9	-202.0	WWAN_ANT 1 PS1 + NB-UNII_ANT 5 PS5	208.5	
		BT_ANT 2 PS5	0.286	-28.5	56.5	-202.0	WWAN_ANT 1 PS1 + NB-UNII_ANT 6 PS5	208.5	
		802.15.4_ANT 1 PS5	0.012	-24.1	-21.5	-202.0	Wi-Fi 2.4G_ANT 1 PS5 + WWAN_ANT 2 PS1	71.8	
		802.15.4_ANT 2 PS5	0.198	-25.6	49.2	-202	Wi-Fi 2.4G_ANT 1 PS5 + Wi-Fi 2.4G_ANT 2 PS5	69.8	
		NB-UNII_ANT 5 PS5					Wi-Fi 2.4G_ANT 1 PS5 + Wi-Fi 5G_ANT 5 PS5	204.8	
		NB-UNII_ANT 6 PS5					Wi-Fi 2.4G_ANT 1 PS5 + Wi-Fi 5G_ANT 6 PS5	204.8	
							Wi-Fi 2.4G_ANT 1 PS5 + BT_ANT 2 PS5	74.9	
							Wi-Fi 2.4G_ANT 1 PS5 + 802.15.4_ANT 2 PS5	67.7	
							Wi-Fi 2.4G_ANT 1 PS5 + NB-UNII_ANT 5 PS5	204.8	
							Wi-Fi 2.4G_ANT 1 PS5 + NB-UNII_ANT 6 PS5	204.8	
							BT_ANT 1 PS5 + WWAN_ANT 2 PS1	79.4	
							BT_ANT 1 PS5 + Wi-Fi 2.4G_ANT 2 PS5	77.2	
							BT_ANT 1 PS5 + Wi-Fi 5G_ANT 5 PS5	205.2	
							BT_ANT 1 PS5 + Wi-Fi 5G_ANT 6 PS5	205.2	
							BT_ANT 1 PS5 + BT_ANT 2 PS5	82.5	
							BT_ANT 1 PS5 + 802.15.4_ANT 2 PS5	75.1	
							BT_ANT 1 PS5 + NB-UNII_ANT 5 PS5	205.2	
							BT_ANT 1 PS5 + NB-UNII_ANT 6 PS5	205.2	
							802.15.4_ANT 1 PS5 + WWAN_ANT 2 PS1	75.2	
							802.15.4_ANT 1 PS5 + Wi-Fi 2.4G_ANT 2 PS5	72.8	
							802.15.4_ANT 1 PS5 + Wi-Fi 5G_ANT 5 PS5	204.6	
							802.15.4_ANT 1 PS5 + Wi-Fi 5G_ANT 6 PS5	204.6	
							802.15.4_ANT 1 PS5 + BT_ANT 2 PS5	78.1	
							802.15.4_ANT 1 PS5 + 802.15.4_ANT 2 PS5	70.7	
							802.15.4_ANT 1 PS5 + NB-UNII_ANT 5 PS5	204.6	
							802.15.4_ANT 1 PS5 + NB-UNII_ANT 6 PS5	204.6	

SPLSR for ANT 1 + (ANT 1/8/5/6)

RF Exposure Conditions	Test Position	Mode	SAR	X	Y	Z	Antenna A+B	d: Calculated distance (m)	Worst Case SPLSR
			W/kg	m	m	m			
Hotspot	Edge Left	WWAN_ANT 1 PS1	0.657	-29.3	-25.5	-204.8	WWAN_ANT 1 PS1 + WWAN_ANT 8 PS1	80.0	0.05
		WWAN_ANT 8 PS1	1.188	-29.8	54.4	-202.0	WWAN_ANT 1 PS1 + Wi-Fi 2.4G_ANT 2 PS5	76.9	
		Wi-Fi 2.4G_ANT 1 PS5	0.008	-28.4	-18.4	-202.0	WWAN_ANT 1 PS1 + Wi-Fi 5G_ANT 5 PS5	208.5	
		Wi-Fi 2.4G_ANT 2 PS5	0.383	-25.6	51.3	-202.0	WWAN_ANT 1 PS1 + Wi-Fi 5G_ANT 6 PS5	208.5	
		Wi-Fi 5G_ANT 5 PS5					WWAN_ANT 1 PS1 + BT_ANT 2 PS5	82.1	
		Wi-Fi 5G_ANT 6 PS5					WWAN_ANT 1 PS1 + 802.15.4_ANT 2 PS5	74.8	
		BT_ANT 1 PS5	0.010	-25.4	-25.9	-202.0	WWAN_ANT 1 PS1 + NB-UNII_ANT 5 PS5	208.5	
		BT_ANT 2 PS5	0.286	-28.5	56.5	-202.0	WWAN_ANT 1 PS1 + NB-UNII_ANT 6 PS5	208.5	
		802.15.4_ANT 1 PS5	0.012	-24.1	-21.5	-202.0	Wi-Fi 2.4G_ANT 1 PS5 + WWAN_ANT 8 PS1	72.8	
		802.15.4_ANT 2 PS5	0.198	-25.6	49.2	-202	Wi-Fi 2.4G_ANT 1 PS5 + Wi-Fi 2.4G_ANT 2 PS5	69.8	
		NB-UNII_ANT 5 PS5					Wi-Fi 2.4G_ANT 1 PS5 + Wi-Fi 5G_ANT 5 PS5	204.8	
		NB-UNII_ANT 6 PS5					Wi-Fi 2.4G_ANT 1 PS5 + Wi-Fi 5G_ANT 6 PS5	204.8	
							Wi-Fi 2.4G_ANT 1 PS5 + BT_ANT 2 PS5	74.9	
							Wi-Fi 2.4G_ANT 1 PS5 + 802.15.4_ANT 2 PS5	67.7	
							Wi-Fi 2.4G_ANT 1 PS5 + NB-UNII_ANT 5 PS5	204.8	
							Wi-Fi 2.4G_ANT 1 PS5 + NB-UNII_ANT 6 PS5	204.8	
							BT_ANT 1 PS5 + WWAN_ANT 8 PS1	80.4	
							BT_ANT 1 PS5 + Wi-Fi 2.4G_ANT 2 PS5	77.2	
							BT_ANT 1 PS5 + Wi-Fi 5G_ANT 5 PS5	205.2	
							BT_ANT 1 PS5 + Wi-Fi 5G_ANT 6 PS5	205.2	
							BT_ANT 1 PS5 + BT_ANT 2 PS5	82.5	
							BT_ANT 1 PS5 + 802.15.4_ANT 2 PS5	75.1	
							BT_ANT 1 PS5 + NB-UNII_ANT 5 PS5	205.2	
							BT_ANT 1 PS5 + NB-UNII_ANT 6 PS5	205.2	
							802.15.4_ANT 1 PS5 + WWAN_ANT 8 PS1	76.1	
							802.15.4_ANT 1 PS5 + Wi-Fi 2.4G_ANT 2 PS5	72.8	
							802.15.4_ANT 1 PS5 + Wi-Fi 5G_ANT 5 PS5	204.6	
							802.15.4_ANT 1 PS5 + Wi-Fi 5G_ANT 6 PS5	204.6	
							802.15.4_ANT 1 PS5 + BT_ANT 2 PS5	78.1	
							802.15.4_ANT 1 PS5 + 802.15.4_ANT 2 PS5	70.7	
							802.15.4_ANT 1 PS5 + NB-UNII_ANT 5 PS5	204.6	
							802.15.4_ANT 1 PS5 + NB-UNII_ANT 6 PS5	204.6	

This report shall not be reproduced without the written approval of UL Verification Services Inc.

SPLSR for ANT 3 + (ANT 1/2/5/6)

RF Exposure Conditions	Test Position	Mode	SAR	X	Y	Z	Antenna A+B	d: Calculated distance (m)	Worst Case SPLSR
			W/kg	m	m	m			
Hotspot	Edge Left	WWAN_ANT 3 PS1	1.180	-27.4	-52.4	-202.0	WWAN_ANT 3 PS1 + WWAN_ANT 2 PS1	105.8	0.07
		WWAN_ANT 2 PS1	1.189	-31.6	53.3	-202.0	WWAN_ANT 3 PS1 + Wi-Fi 2.4G_ANT 2 PS5	103.7	
		Wi-Fi 2.4G_ANT 1 PS5	0.008	-28.4	-18.4	-202.0	WWAN_ANT 3 PS1 + Wi-Fi 5G_ANT 5 PS5	210.5	
		Wi-Fi 2.4G_ANT 2 PS5	0.383	-25.6	51.3	-202.0	WWAN_ANT 3 PS1 + Wi-Fi 5G_ANT 6 PS5	210.5	
		Wi-Fi 5G_ANT 5 PS5					WWAN_ANT 3 PS1 + BT_ANT 2 PS5	108.9	
		Wi-Fi 5G_ANT 6 PS5					WWAN_ANT 3 PS1 + 802.15.4_ANT 2 PS5	101.6	
		BT_ANT 1 PS5	0.010	-25.4	-25.9	-202.0	WWAN_ANT 3 PS1 + NB-UNII_ANT 5 PS5	210.5	
		BT_ANT 2 PS5	0.286	-28.5	56.5	-202.0	WWAN_ANT 3 PS1 + NB-UNII_ANT 6 PS5	210.5	
		802.15.4_ANT 1 PS5	0.012	-24.1	-21.5	-202.0	Wi-Fi 2.4G_ANT 1 PS5 + WWAN_ANT 2 PS1	71.8	
		802.15.4_ANT 2 PS5	0.198	-25.6	49.2	-202	Wi-Fi 2.4G_ANT 1 PS5 + Wi-Fi 2.4G_ANT 2 PS5	69.8	
		NB-UNII_ANT 5 PS5					Wi-Fi 2.4G_ANT 1 PS5 + Wi-Fi 5G_ANT 5 PS5	204.8	
		NB-UNII_ANT 6 PS5					Wi-Fi 2.4G_ANT 1 PS5 + Wi-Fi 5G_ANT 6 PS5	204.8	
							Wi-Fi 2.4G_ANT 1 PS5 + BT_ANT 2 PS5	74.9	
							Wi-Fi 2.4G_ANT 1 PS5 + 802.15.4_ANT 2 PS5	67.7	
							Wi-Fi 2.4G_ANT 1 PS5 + NB-UNII_ANT 5 PS5	204.8	
							Wi-Fi 2.4G_ANT 1 PS5 + NB-UNII_ANT 6 PS5	204.8	
							BT_ANT 1 PS5 + WWAN_ANT 2 PS1	79.4	
							BT_ANT 1 PS5 + Wi-Fi 2.4G_ANT 2 PS5	77.2	
							BT_ANT 1 PS5 + Wi-Fi 5G_ANT 5 PS5	205.2	
							BT_ANT 1 PS5 + Wi-Fi 5G_ANT 6 PS5	205.2	
							BT_ANT 1 PS5 + BT_ANT 2 PS5	82.5	
							BT_ANT 1 PS5 + 802.15.4_ANT 2 PS5	75.1	
							BT_ANT 1 PS5 + NB-UNII_ANT 5 PS5	205.2	
							BT_ANT 1 PS5 + NB-UNII_ANT 6 PS5	205.2	
							802.15.4_ANT 1 PS5 + WWAN_ANT 2 PS1	75.2	
							802.15.4_ANT 1 PS5 + Wi-Fi 2.4G_ANT 2 PS5	72.8	
							802.15.4_ANT 1 PS5 + Wi-Fi 5G_ANT 5 PS5	204.6	
							802.15.4_ANT 1 PS5 + Wi-Fi 5G_ANT 6 PS5	204.6	
							802.15.4_ANT 1 PS5 + BT_ANT 2 PS5	78.1	
							802.15.4_ANT 1 PS5 + 802.15.4_ANT 2 PS5	70.7	
							802.15.4_ANT 1 PS5 + NB-UNII_ANT 5 PS5	204.6	
							802.15.4_ANT 1 PS5 + NB-UNII_ANT 6 PS5	204.6	

SPLSR for ANT 3 + (ANT 1/8/5/6)

RF Exposure Conditions	Test Position	Mode	SAR	X	Y	Z	Antenna A+B	d: Calculated distance (m)	Worst Case SPLSR
			W/kg	m	m	m			
Hotspot	Edge Left	WWAN_ANT 3 PS1	1.180	-27.4	-52.4	-202.0	WWAN_ANT 3 PS1 + WWAN_ANT 8 PS1	106.8	0.07
		WWAN_ANT 8 PS1	1.188	-29.8	54.4	-202.0	WWAN_ANT 3 PS1 + Wi-Fi 2.4G_ANT 2 PS5	103.7	
		Wi-Fi 2.4G_ANT 1 PS5	0.008	-28.4	-18.4	-202.0	WWAN_ANT 3 PS1 + Wi-Fi 5G_ANT 5 PS5	210.5	
		Wi-Fi 2.4G_ANT 2 PS5	0.383	-25.6	51.3	-202.0	WWAN_ANT 3 PS1 + Wi-Fi 5G_ANT 6 PS5	210.5	
		Wi-Fi 5G_ANT 5 PS5					WWAN_ANT 3 PS1 + BT_ANT 2 PS5	108.9	
		Wi-Fi 5G_ANT 6 PS5					WWAN_ANT 3 PS1 + 802.15.4_ANT 2 PS5	101.6	
		BT_ANT 1 PS5	0.010	-25.4	-25.9	-202.0	WWAN_ANT 3 PS1 + NB-UNII_ANT 5 PS5	210.5	
		BT_ANT 2 PS5	0.286	-28.5	56.5	-202.0	WWAN_ANT 3 PS1 + NB-UNII_ANT 6 PS5	210.5	
		802.15.4_ANT 1 PS5	0.012	-24.1	-21.5	-202.0	Wi-Fi 2.4G_ANT 1 PS5 + WWAN_ANT 8 PS1	72.8	
		802.15.4_ANT 2 PS5	0.198	-25.6	49.2	-202	Wi-Fi 2.4G_ANT 1 PS5 + Wi-Fi 2.4G_ANT 2 PS5	69.8	
		NB-UNII_ANT 5 PS5					Wi-Fi 2.4G_ANT 1 PS5 + Wi-Fi 5G_ANT 5 PS5	204.8	
		NB-UNII_ANT 6 PS5					Wi-Fi 2.4G_ANT 1 PS5 + Wi-Fi 5G_ANT 6 PS5	204.8	
							Wi-Fi 2.4G_ANT 1 PS5 + BT_ANT 2 PS5	74.9	
							Wi-Fi 2.4G_ANT 1 PS5 + 802.15.4_ANT 2 PS5	67.7	
							Wi-Fi 2.4G_ANT 1 PS5 + NB-UNII_ANT 5 PS5	204.8	
							Wi-Fi 2.4G_ANT 1 PS5 + NB-UNII_ANT 6 PS5	204.8	
							BT_ANT 1 PS5 + WWAN_ANT 8 PS1	80.4	
							BT_ANT 1 PS5 + Wi-Fi 2.4G_ANT 2 PS5	77.2	
							BT_ANT 1 PS5 + Wi-Fi 5G_ANT 5 PS5	205.2	
							BT_ANT 1 PS5 + Wi-Fi 5G_ANT 6 PS5	205.2	
							BT_ANT 1 PS5 + BT_ANT 2 PS5	82.5	
							BT_ANT 1 PS5 + 802.15.4_ANT 2 PS5	75.1	
							BT_ANT 1 PS5 + NB-UNII_ANT 5 PS5	205.2	
							BT_ANT 1 PS5 + NB-UNII_ANT 6 PS5	205.2	
							802.15.4_ANT 1 PS5 + WWAN_ANT 8 PS1	76.1	
							802.15.4_ANT 1 PS5 + Wi-Fi 2.4G_ANT 2 PS5	72.8	
							802.15.4_ANT 1 PS5 + Wi-Fi 5G_ANT 5 PS5	204.6	
							802.15.4_ANT 1 PS5 + Wi-Fi 5G_ANT 6 PS5	204.6	
							802.15.4_ANT 1 PS5 + BT_ANT 2 PS5	78.1	
							802.15.4_ANT 1 PS5 + 802.15.4_ANT 2 PS5	70.7	
							802.15.4_ANT 1 PS5 + NB-UNII_ANT 5 PS5	204.6	
							802.15.4_ANT 1 PS5 + NB-UNII_ANT 6 PS5	204.6	

This report shall not be reproduced without the written approval of UL Verification Services Inc.

SPLSR for ANT 9 + (ANT 1/2/5/6)

RF Exposure Conditions	Test Position	Mode	SAR	X	Y	Z	Antenna A+B	d: Calculated distance (m)	Worst Case SPLSR
			W/kg	m	m	m			
Hotspot	Edge Left	WWAN_ANT 9 PS1	1.183	-26.1	-48.2	-202.0	WWAN_ANT 9 PS1 + WWAN_ANT 2 PS1	101.6	0.07
		WWAN_ANT 2 PS1	1.189	-31.6	53.3	-202.0	WWAN_ANT 9 PS1 + Wi-Fi 2.4G_ANT 2 PS5	99.5	
		Wi-Fi 2.4G_ANT 1 PS5	0.008	-28.4	-18.4	-202.0	WWAN_ANT 9 PS1 + Wi-Fi 5G_ANT 5 PS5	209.3	
		Wi-Fi 2.4G_ANT 2 PS5	0.383	-25.6	51.3	-202.0	WWAN_ANT 9 PS1 + Wi-Fi 5G_ANT 6 PS5	209.3	
		Wi-Fi 5G_ANT 5 PS5					WWAN_ANT 9 PS1 + BT_ANT 2 PS5	104.7	
		Wi-Fi 5G_ANT 6 PS5					WWAN_ANT 9 PS1 + 802.15.4_ANT 2 PS5	97.4	
		BT_ANT 1 PS5	0.010	-25.4	-25.9	-202.0	WWAN_ANT 9 PS1 + NB-UNII_ANT 5 PS5	209.3	
		BT_ANT 2 PS5	0.286	-28.5	56.5	-202.0	WWAN_ANT 9 PS1 + NB-UNII_ANT 6 PS5	209.3	
		802.15.4_ANT 1 PS5	0.012	-24.1	-21.5	-202.0	Wi-Fi 2.4G_ANT 1 PS5 + WWAN_ANT 2 PS1	71.8	
		802.15.4_ANT 2 PS5	0.198	-25.6	49.2	-202	Wi-Fi 2.4G_ANT 1 PS5 + Wi-Fi 2.4G_ANT 2 PS5	69.8	
		NB-UNII_ANT 5 PS5					Wi-Fi 2.4G_ANT 1 PS5 + Wi-Fi 5G_ANT 5 PS5	204.8	
		NB-UNII_ANT 6 PS5					Wi-Fi 2.4G_ANT 1 PS5 + Wi-Fi 5G_ANT 6 PS5	204.8	
							Wi-Fi 2.4G_ANT 1 PS5 + BT_ANT 2 PS5	74.9	
							Wi-Fi 2.4G_ANT 1 PS5 + 802.15.4_ANT 2 PS5	67.7	
							Wi-Fi 2.4G_ANT 1 PS5 + NB-UNII_ANT 5 PS5	204.8	
							Wi-Fi 2.4G_ANT 1 PS5 + NB-UNII_ANT 6 PS5	204.8	
							BT_ANT 1 PS5 + WWAN_ANT 2 PS1	79.4	
							BT_ANT 1 PS5 + Wi-Fi 2.4G_ANT 2 PS5	77.2	
							BT_ANT 1 PS5 + Wi-Fi 5G_ANT 5 PS5	205.2	
							BT_ANT 1 PS5 + Wi-Fi 5G_ANT 6 PS5	205.2	
							BT_ANT 1 PS5 + BT_ANT 2 PS5	82.5	
							BT_ANT 1 PS5 + 802.15.4_ANT 2 PS5	75.1	
							BT_ANT 1 PS5 + NB-UNII_ANT 5 PS5	205.2	
							BT_ANT 1 PS5 + NB-UNII_ANT 6 PS5	205.2	
							802.15.4_ANT 1 PS5 + WWAN_ANT 2 PS1	75.2	
							802.15.4_ANT 1 PS5 + Wi-Fi 2.4G_ANT 2 PS5	72.8	
							802.15.4_ANT 1 PS5 + Wi-Fi 5G_ANT 5 PS5	204.6	
							802.15.4_ANT 1 PS5 + Wi-Fi 5G_ANT 6 PS5	204.6	
							802.15.4_ANT 1 PS5 + BT_ANT 2 PS5	78.1	
							802.15.4_ANT 1 PS5 + 802.15.4_ANT 2 PS5	70.7	
							802.15.4_ANT 1 PS5 + NB-UNII_ANT 5 PS5	204.6	
							802.15.4_ANT 1 PS5 + NB-UNII_ANT 6 PS5	204.6	

SPLSR for ANT 9 + (ANT 1/8/5/6)

RF Exposure Conditions	Test Position	Mode	SAR	X	Y	Z	Antenna A+B	d: Calculated distance (m)	Worst Case SPLSR
			W/kg	m	m	m			
Hotspot	Edge Left	WWAN_ANT 9 PS1	1.183	-26.1	-48.2	-202.0	WWAN_ANT 9 PS1 + WWAN_ANT 8 PS1	102.7	0.07
		WWAN_ANT 8 PS1	1.188	-29.8	54.4	-202.0	WWAN_ANT 9 PS1 + Wi-Fi 2.4G_ANT 2 PS5	99.5	
		Wi-Fi 2.4G_ANT 1 PS5	0.008	-28.4	-18.4	-202.0	WWAN_ANT 9 PS1 + Wi-Fi 5G_ANT 5 PS5	209.3	
		Wi-Fi 2.4G_ANT 2 PS5	0.383	-25.6	51.3	-202.0	WWAN_ANT 9 PS1 + Wi-Fi 5G_ANT 6 PS5	209.3	
		Wi-Fi 5G_ANT 5 PS5					WWAN_ANT 9 PS1 + BT_ANT 2 PS5	104.7	
		Wi-Fi 5G_ANT 6 PS5					WWAN_ANT 9 PS1 + 802.15.4_ANT 2 PS5	97.4	
		BT_ANT 1 PS5	0.010	-25.4	-25.9	-202.0	WWAN_ANT 9 PS1 + NB-UNII_ANT 5 PS5	209.3	
		BT_ANT 2 PS5	0.286	-28.5	56.5	-202.0	WWAN_ANT 9 PS1 + NB-UNII_ANT 6 PS5	209.3	
		802.15.4_ANT 1 PS5	0.012	-24.1	-21.5	-202.0	Wi-Fi 2.4G_ANT 1 PS5 + WWAN_ANT 8 PS1	72.8	
		802.15.4_ANT 2 PS5	0.198	-25.6	49.2	-202	Wi-Fi 2.4G_ANT 1 PS5 + Wi-Fi 2.4G_ANT 2 PS5	69.8	
		NB-UNII_ANT 5 PS5					Wi-Fi 2.4G_ANT 1 PS5 + Wi-Fi 5G_ANT 5 PS5	204.8	
		NB-UNII_ANT 6 PS5					Wi-Fi 2.4G_ANT 1 PS5 + Wi-Fi 5G_ANT 6 PS5	204.8	
							Wi-Fi 2.4G_ANT 1 PS5 + BT_ANT 2 PS5	74.9	
							Wi-Fi 2.4G_ANT 1 PS5 + 802.15.4_ANT 2 PS5	67.7	
							Wi-Fi 2.4G_ANT 1 PS5 + NB-UNII_ANT 5 PS5	204.8	
							Wi-Fi 2.4G_ANT 1 PS5 + NB-UNII_ANT 6 PS5	204.8	
							BT_ANT 1 PS5 + WWAN_ANT 8 PS1	80.4	
							BT_ANT 1 PS5 + Wi-Fi 2.4G_ANT 2 PS5	77.2	
							BT_ANT 1 PS5 + Wi-Fi 5G_ANT 5 PS5	205.2	
							BT_ANT 1 PS5 + Wi-Fi 5G_ANT 6 PS5	205.2	
							BT_ANT 1 PS5 + BT_ANT 2 PS5	82.5	
							BT_ANT 1 PS5 + 802.15.4_ANT 2 PS5	75.1	
							BT_ANT 1 PS5 + NB-UNII_ANT 5 PS5	205.2	
							BT_ANT 1 PS5 + NB-UNII_ANT 6 PS5	205.2	
							802.15.4_ANT 1 PS5 + WWAN_ANT 8 PS1	76.1	
							802.15.4_ANT 1 PS5 + Wi-Fi 2.4G_ANT 2 PS5	72.8	
							802.15.4_ANT 1 PS5 + Wi-Fi 5G_ANT 5 PS5	204.6	
							802.15.4_ANT 1 PS5 + Wi-Fi 5G_ANT 6 PS5	204.6	
							802.15.4_ANT 1 PS5 + BT_ANT 2 PS5	78.1	
							802.15.4_ANT 1 PS5 + 802.15.4_ANT 2 PS5	70.7	
							802.15.4_ANT 1 PS5 + NB-UNII_ANT 5 PS5	204.6	
							802.15.4_ANT 1 PS5 + NB-UNII_ANT 6 PS5	204.6	

This report shall not be reproduced without the written approval of UL Verification Services Inc.

13.4. Multi-Tx Combiner Analysis

Refer to Appendix G: Alternative 3 Test Plots

13.4.1. Multi-Tx Combiner for Back Analysis

Area Scan Analysis

Exposure Condition	Test Position	WWAN ANT 1 PS1				WWAN ANT 2 PS1				Connectivity ANT 1 PS5				Connectivity ANT 2/5/6 PS5				Alternative 3 Result	Plot No.
		Band	Channel	Max Power	Measured Power	Band	Channel	Max Power	Measured Power	Band	Channel	Max Power	Measured Power	Band	Channel	Max Power	Measured Power		
Body & Hotspot	Back	LTE B25	Low	21.9	20.8	LTE B66	Low	24.9	23.1	802.15.4	Mid	17.5	17.4	Wi-Fi 2.4 ANT 2	Mid	18	18.2	1.250	1
			Low	21.9	20.8		Mid	24.7	23		Mid	17.5	17.4		Mid	18	18.2	1.480	2
			Low	21.9	20.8		High	24.7	23		Mid	17.5	17.4		Mid	18	18.2	1.340	3
			Mid	21.9	20.7		Low	24.9	23.1		Mid	17.5	17.4		Mid	18	18.2	1.260	4
			Mid	21.9	20.7		Mid	24.7	23		Mid	17.5	17.4		Mid	18	18.2	1.480	5
			Mid	21.9	20.7		High	24.7	23		Mid	17.5	17.4		Mid	18	18.2	1.340	6
			High	21.9	20.7		Low	24.9	23.1		Mid	17.5	17.4		Mid	18	18.2	1.270	7
			High	21.9	20.7		Mid	24.7	23		Mid	17.5	17.4		Mid	18	18.2	1.480	8
			High	21.9	20.7		High	24.7	23		Mid	17.5	17.4		Mid	18	18.2	1.340	9

Exposure Condition	Test Position	WWAN ANT 1 PS1				WWAN ANT 4 PS1				Connectivity ANT 1 PS5				Connectivity ANT 2/5/6 PS5				Alternative 3 Result	Plot No.
		Band	Channel	Max Power	Measured Power	Band	Channel	Max Power	Measured Power	Band	Channel	Max Power	Measured Power	Band	Channel	Max Power	Measured Power		
Body & Hotspot	Back	LTE B25	Low	21.9	20.8	FR1 n66	Mid 1% RB	22.8	21.5	802.15.4	Mid	17.5	17.4	Wi-Fi 2.4 ANT 2	Mid	18	18.2	1.340	10
			Low	21.9	20.8		Mid 50% RB	22.8	21.5		Mid	17.5	17.4		Mid	18	18.2	1.460	11
			Mid	21.9	20.7		Mid 1% RB	22.8	21.5		Mid	17.5	17.4		Mid	18	18.2	1.340	12
			Mid	21.9	20.7		Mid 50% RB	22.8	21.5		Mid	17.5	17.4		Mid	18	18.2	1.450	13
			High	21.9	20.7		Mid 1% RB	22.8	21.5		Mid	17.5	17.4		Mid	18	18.2	1.340	14
			High	21.9	20.7		Mid 50% RB	22.8	21.5		Mid	17.5	17.4		Mid	18	18.2	1.450	15

Exposure Condition	Test Position	WWAN ANT 3 PS1				WWAN ANT 2 PS1				Connectivity ANT 1 PS5				Connectivity ANT 2/5/6 PS5				Alternative 3 Result	Plot No.
		Band	Channel	Max Power	Measured Power	Band	Channel	Max Power	Measured Power	Band	Channel	Max Power	Measured Power	Band	Channel	Max Power	Measured Power		
Body & Hotspot	Back	LTE B41	Low	24.3	22.4	LTE B66	Low	24.9	23.1	802.15.4	Mid	17.5	17.4	Wi-Fi 2.4 ANT 2	Mid	18	18.2	1.270	16
			Low	24.3	22.4		Mid	24.7	23		Mid	17.5	17.4		Mid	18	18.2	1.500	17
			Low	24.3	22.4		High	24.7	23		Mid	17.5	17.4		Mid	18	18.2	1.360	18
			Low-Mid	24.3	22.6		Low	24.9	23.1		Mid	17.5	17.4		Mid	18	18.2	1.280	19
			Low-Mid	24.3	22.6		Mid	24.7	23		Mid	17.5	17.4		Mid	18	18.2	1.500	20
			Low-Mid	24.3	22.6		High	24.7	23		Mid	17.5	17.4		Mid	18	18.2	1.370	21
			Mid	24.3	22.8		Low	24.9	23.1		Mid	17.5	17.4		Mid	18	18.2	1.260	22
			Mid	24.3	22.8		Mid	24.7	23		Mid	17.5	17.4		Mid	18	18.2	1.490	23
			Mid	24.3	22.8		High	24.7	23		Mid	17.5	17.4		Mid	18	18.2	1.350	24
			Mid-High	24.3	22.7		Low	24.9	23.1		Mid	17.5	17.4		Mid	18	18.2	1.290	25
			Mid-High	24.3	22.7		Mid	24.7	23		Mid	17.5	17.4		Mid	18	18.2	1.490	26
			Mid-High	24.3	22.7		High	24.7	23		Mid	17.5	17.4		Mid	18	18.2	1.360	27
			High	24.3	22.8		Low	24.9	23.1		Mid	17.5	17.4		Mid	18	18.2	1.290	28
			High	24.3	22.8		Mid	24.7	23		Mid	17.5	17.4		Mid	18	18.2	1.480	29
			High	24.3	22.8		High	24.7	23		Mid	17.5	17.4		Mid	18	18.2	1.340	30

Exposure Condition	Test Position	WWAN ANT 3 PS1				WWAN ANT 4 PS1				Connectivity ANT 1 PS5				Connectivity ANT 2/5/6 PS5				Alternative 3 Result	Plot No.
		Band	Channel	Max Power	Measured Power	Band	Channel	Max Power	Measured Power	Band	Channel	Max Power	Measured Power	Band	Channel	Max Power	Measured Power		
Body & Hotspot	Back	LTE B41	Low	24.3	22.4	FR1 n66	Mid 1% RB	22.8	21.5	802.15.4	Mid	17.5	17.4	Wi-Fi 2.4 ANT 2	Mid	18	18.2	1.330	31
			Low	24.3	22.4		Mid 50% RB	22.8	21.5		Mid	17.5	17.4		Mid	18	18.2	1.450	32
			Low-Mid	24.3	22.6		Mid 1% RB	22.8	21.5		Mid	17.5	17.4		Mid	18	18.2	1.340	33
			Low-Mid	24.3	22.6		Mid 50% RB	22.8	21.5		Mid	17.5	17.4		Mid	18	18.2	1.460	34
			Mid	24.3	22.8		Mid 1% RB	22.8	21.5		Mid	17.5	17.4		Mid	18	18.2	1.340	35
			Mid	24.3	22.8		Mid 50% RB	22.8	21.5		Mid	17.5	17.4		Mid	18	18.2	1.460	36
			Mid-High	24.3	22.7		Mid 1% RB	22.8	21.5		Mid	17.5	17.4		Mid	18	18.2	1.340	37
			Mid-High	24.3	22.7		Mid 50% RB	22.8	21.5		Mid	17.5	17.4		Mid	18	18.2	1.460	38
			High	24.3	22.8		Mid 1% RB	22.8	21.5		Mid	17.5	17.4		Mid	18	18.2	1.340	39
			High	24.3	22.8		Mid 50% RB	22.8	21.5		Mid	17.5	17.4		Mid	18	18.2	1.450	40

Exposure Condition	Test Position	WWAN ANT 7 PS1				WWAN ANT 2 PS1				Connectivity ANT 1 PS5				Connectivity ANT 2/5/6 PS5				Alternative 3 Result	Plot No.
		Band	Channel	Max Power	Measured Power	Band	Channel	Max Power	Measured Power	Band	Channel	Max Power	Measured Power	Band	Channel	Max Power	Measured Power		
Body & Hotspot	Back	FR1 n77 Block C	Mid 1% RB	23.4	21.5	LTE B66	Low	24.9	23.1	802.15.4	Mid	17.5	17.4	Wi-Fi 2.4 ANT 2	Mid	18	18.2	1.480	41
			Mid 1% RB	23.4	21.5		Mid	24.7	23		Mid	17.5	17.4		Mid	18	18.2	1.480	42
			Mid 1% RB	23.4	21.5		High	24.7	23		Mid	17.5	17.4		Mid	18	18.2	1.460	43
			Mid 50% RB	23.4	21.5		Low	24.9	23.1		Mid	17.5	17.4		Mid	18	18.2	1.490	44
			Mid 50% RB	23.4	21.5		Mid	24.7	23		Mid	17.5	17.4		Mid	18	18.2	1.490	45
			Mid 50% RB	23.4	21.5		High	24.7	23		Mid	17.5	17.4		Mid	18	18.2	1.470	46

Exposure Condition	Test Position	WWAN ANT 7 PS1				WWAN ANT 4 PS1				Connectivity ANT 1 PS5				Connectivity ANT 2/5/6 PS5				Alternative 3 Result	Plot No.
		Band	Channel	Max Power	Measured Power	Band	Channel	Max Power	Measured Power	Band	Channel	Max Power	Measured Power	Band	Channel	Max Power	Measured Power		
Body & Hotspot	Back	FR1 n77 Block C	Mid 1% RB	23.4	21.5	FR1 n66	Mid 1% RB	22.8	21.5	802.15.4	Mid	17.5	17.4	Wi-Fi 2.4 ANT 2	Mid	18	18.2	1.370	47
			Mid 1% RB	23.4	21.5		Mid 50% RB	22.8	21.5		Mid	17.5	17.4		Mid	18	18.2	1.450	48
			Mid 50% RB	23.4	21.5		Mid 1% RB	22.8	21.5		Mid	17.5	17.4		Mid	18	18.2	1.390	49
			Mid 50% RB	23.4	21.5		Mid 50% RB	22.8	21.5		Mid	17.5	17.4		Mid	18	18.2	1.450	50

Zoom Scan Analysis

Test Position	Band	ANT	Max Power	Measured Power	Alternative 3 Result	Plot No.
Back	LTE B41	ANT 3	24.3	22.6	1.29	124
	LTE B66	ANT 2	24.7	23.0		
	802.15.4	ANT 1	17.50	17.40		
	Wi-Fi 2.4	ANT 2	18.00	18.20		

This report shall not be reproduced without the written approval of UL Verification Services Inc.

13.4.2. Multi-Tx Combiner for Edge Right Analysis

Area Scan Analysis

Exposure Condition	Test Position	WWAN ANT 1 PS1				WWAN ANT 2 PS1				Connectivity ANT 1 PS5				Connectivity ANT 2/5/6 PS5				Alternative 3 Result	Plot No.
		Band	Channel	Max Power	Measured Power	Band	Channel	Max Power	Measured Power	Band	Channel	Max Power	Measured Power	Band	Channel	Max Power	Measured Power		
Hotspot	Edge Right	LTE B7	Low	22.9	21.2	FR1 n70	Mid 1% RB	24.7	22.9	802.15.4	Mid	17.5	17.4	Wi-Fi 5 ANT 5	Mid	12.25	12.5	1.570	51
			Low	22.9	21.2		Mid 50% RB	24.7	22.9		Mid	17.5	17.4		Mid	12.25	12.5	1.580	52
			Mid	22.9	21.3		Mid 1% RB	24.7	22.9		Mid	17.5	17.4		Mid	12.25	12.5	1.620	53
			Mid	22.9	21.3		Mid 50% RB	24.7	22.9		Mid	17.5	17.4		Mid	12.25	12.5	1.630	54
			High	22.9	21.4		Mid 1% RB	24.7	22.9		Mid	17.5	17.4		Mid	12.25	12.5	1.550	55
			High	22.9	21.4		Mid 50% RB	24.7	22.9		Mid	17.5	17.4		Mid	12.25	12.5	1.570	56
Exposure Condition	Test Position	WWAN ANT 1 PS1				WWAN ANT 4 PS1				Connectivity ANT 1 PS5				Connectivity ANT 2/5/6 PS5				Alternative 3 Result	Plot No.
		Band	Channel	Max Power	Measured Power	Band	Channel	Max Power	Measured Power	Band	Channel	Max Power	Measured Power	Band	Channel	Max Power	Measured Power		
Hotspot	Edge Right	LTE B7	Low	22.9	21.2	FR1 n53	Mid 1% RB	20.7	18.7	802.15.4	Mid	17.5	17.4	Wi-Fi 5 ANT 5	Mid	12.25	12.5	1.490	57
			Low	22.9	21.2		Mid 50% RB	20.7	18.7		Mid	17.5	17.4		Mid	12.25	12.5	1.510	58
			Mid	22.9	21.3		Mid 1% RB	20.7	18.7		Mid	17.5	17.4		Mid	12.25	12.5	1.510	59
			Mid	22.9	21.3		Mid 50% RB	20.7	18.7		Mid	17.5	17.4		Mid	12.25	12.5	1.520	60
			High	22.9	21.4		Mid 1% RB	20.7	18.7		Mid	17.5	17.4		Mid	12.25	12.5	1.490	61
			High	22.9	21.4		Mid 50% RB	20.7	18.7		Mid	17.5	17.4		Mid	12.25	12.5	1.500	62
Exposure Condition	Test Position	WWAN ANT 3 PS1				WWAN ANT 2 PS1				Connectivity ANT 1 PS5				Connectivity ANT 2/5/6 PS5				Alternative 3 Result	Plot No.
		Band	Channel	Max Power	Measured Power	Band	Channel	Max Power	Measured Power	Band	Channel	Max Power	Measured Power	Band	Channel	Max Power	Measured Power		
Hotspot	Edge Right	LTE B13	Mid 1% RB	25.7	24	FR1 n70	Mid 1% RB	24.7	22.9	802.15.4	Mid	17.5	17.4	Wi-Fi 5 ANT 5	Mid	12.25	12.5	0.904	63
			Mid 1% RB	25.7	24		Mid 50% RB	24.7	22.9		Mid	17.5	17.4		Mid	12.25	12.5	0.926	64
			Mid 50% RB	24.7	24		Mid 1% RB	24.7	22.9		Mid	17.5	17.4		Mid	12.25	12.5	0.803	65
			Mid 50% RB	24.7	24		Mid 50% RB	24.7	22.9		Mid	17.5	17.4		Mid	12.25	12.5	0.823	66
Exposure Condition	Test Position	WWAN ANT 3 PS1				WWAN ANT 4 PS1				Connectivity ANT 1 PS5				Connectivity ANT 2/5/6 PS5				Alternative 3 Result	Plot No.
		Band	Channel	Max Power	Measured Power	Band	Channel	Max Power	Measured Power	Band	Channel	Max Power	Measured Power	Band	Channel	Max Power	Measured Power		
Hotspot	Edge Right	LTE B13	Mid 1% RB	25.7	24	FR1 n53	Mid 1% RB	20.7	18.7	802.15.4	Mid	17.5	17.4	Wi-Fi 5 ANT 5	Mid	12.25	12.5	1.540	67
			Mid 1% RB	25.7	24		Mid 50% RB	20.7	18.7		Mid	17.5	17.4		Mid	12.25	12.5	1.530	68
			Mid 50% RB	24.7	24		Mid 1% RB	20.7	18.7		Mid	17.5	17.4		Mid	12.25	12.5	1.450	69
			Mid 50% RB	24.7	24		Mid 50% RB	20.7	18.7		Mid	17.5	17.4		Mid	12.25	12.5	1.460	70
Exposure Condition	Test Position	WWAN ANT 7 PS1				WWAN ANT 2 PS1				Connectivity ANT 1 PS5				Connectivity ANT 2/5/6 PS5				Alternative 3 Result	Plot No.
		Band	Channel	Max Power	Measured Power	Band	Channel	Max Power	Measured Power	Band	Channel	Max Power	Measured Power	Band	Channel	Max Power	Measured Power		
Hotspot	Edge Right	FR1 n77 Block A	Mid 1% RB	19.4	17.7	FR1 n70	Mid 1% RB	24.7	22.9	802.15.4	Mid	17.5	17.4	Wi-Fi 5 ANT 5	Mid	12.25	12.5	1.620	71
			Mid 1% RB	19.4	17.7		Mid 50% RB	24.7	22.9		Mid	17.5	17.4		Mid	12.25	12.5	1.650	72
			Mid 50% RB	19.4	17.7		Mid 1% RB	24.7	22.9		Mid	17.5	17.4		Mid	12.25	12.5	1.550	73
			Mid 50% RB	19.4	17.7		Mid 50% RB	24.7	22.9		Mid	17.5	17.4		Mid	12.25	12.5	1.580	74
Exposure Condition	Test Position	WWAN ANT 7 PS1				WWAN ANT 4 PS1				Connectivity ANT 1 PS5				Connectivity ANT 2/5/6 PS5				Alternative 3 Result	Plot No.
		Band	Channel	Max Power	Measured Power	Band	Channel	Max Power	Measured Power	Band	Channel	Max Power	Measured Power	Band	Channel	Max Power	Measured Power		
Hotspot	Edge Right	FR1 n77 Block A	Mid 1% RB	19.4	17.7	FR1 n53	Mid 1% RB	20.7	18.7	802.15.4	Mid	17.5	17.4	Wi-Fi 5 ANT 5	Mid	12.25	12.5	1.650	75
			Mid 1% RB	19.4	17.7		Mid 50% RB	20.7	18.7		Mid	17.5	17.4		Mid	12.25	12.5	1.670	76
			Mid 50% RB	19.4	17.7		Mid 1% RB	20.7	18.7		Mid	17.5	17.4		Mid	12.25	12.5	1.580	77
			Mid 50% RB	19.4	17.7		Mid 50% RB	20.7	18.7		Mid	17.5	17.4		Mid	12.25	12.5	1.600	78

Zoom Scan Analysis

Test Position	Band	ANT	Max Power	Measured Power	Alternative 3 Result	Plot No.
Edge Right	FR1 n77 Block A	ANT 7	19.4	17.7	1.59	125
	FR1 n53	ANT 4	20.7	18.7		
	802.15.4	ANT 1	17.50	17.40		
	Wi-Fi 5	ANT 5	12.25	12.50		

This report shall not be reproduced without the written approval of UL Verification Services Inc.

13.4.3. Multi-Tx Combiner for Edge Left Analysis

Area Scan Analysis

Exposure Condition	Test Position	WWAN ANT 1 PS1				WWAN ANT 2 PS1				Connectivity ANT 1 PS5				Connectivity ANT 2/5/6 PS5				Alternative 3 Result	Plot No.
		Band	Channel	Max Power	Measured Power	Band	Channel	Max Power	Measured Power	Band	Channel	Max Power	Measured Power	Band	Channel	Max Power	Measured Power		
Hotspot	Edge Left	FR1 n14	Mid 1% RB	25.7	24.3	W-CDMA Band 2	Low	23.4	22.3	802.15.4	Mid	17.5	17.4	Wi-Fi 2.4 ANT 2	Mid	18	18.2	1.510	79
			Mid 1% RB	25.7	24.3		Mid	23.4	22.3		Mid	17.5	17.4		Mid	18	18.2	1.630	80
			Mid 1% RB	25.7	24.3		High	23.4	22.4		Mid	17.5	17.4		Mid	18	18.2	1.670	81
			Mid 50% RB	25.7	24.2		Low	23.4	22.3		Mid	17.5	17.4		Mid	18	18.2	1.520	82
			Mid 50% RB	25.7	24.2		Mid	23.4	22.3		Mid	17.5	17.4		Mid	18	18.2	1.630	83
			Mid 50% RB	25.7	24.2		High	23.4	22.4		Mid	17.5	17.4		Mid	18	18.2	1.680	84

Exposure Condition	Test Position	WWAN ANT 1 PS1				WWAN ANT 8 PS1				Connectivity ANT 1 PS5				Connectivity ANT 2/5/6 PS5				Alternative 3 Result	Plot No.
		Band	Channel	Max Power	Measured Power	Band	Channel	Max Power	Measured Power	Band	Channel	Max Power	Measured Power	Band	Channel	Max Power	Measured Power		
Hotspot	Edge Left	FR1 n14	Mid 1% RB	25.7	24.3	FR1 n77 Block A	Mid 1% RB	22.5	20.8	802.15.4	Mid	17.5	17.4	Wi-Fi 2.4 ANT 2	Mid	18	18.2	1.590	85
			Mid 1% RB	25.7	24.3		Mid 50% RB	22.5	20.8		Mid	17.5	17.4		Mid	18	18.2	1.600	86
			Mid 50% RB	25.7	24.2		Mid 1% RB	22.5	20.8		Mid	17.5	17.4		Mid	18	18.2	1.600	87
			Mid 50% RB	25.7	24.2		Mid 50% RB	22.5	20.8		Mid	17.5	17.4		Mid	18	18.2	1.610	88

Exposure Condition	Test Position	WWAN ANT 3 PS1				WWAN ANT 2 PS1				Connectivity ANT 1 PS5				Connectivity ANT 2/5/6 PS5				Alternative 3 Result	Plot No.
		Band	Channel	Max Power	Measured Power	Band	Channel	Max Power	Measured Power	Band	Channel	Max Power	Measured Power	Band	Channel	Max Power	Measured Power		
Hotspot	Edge Left	LTE B25	Low	23.7	22.6	W-CDMA Band 2	Low	23.4	22.3	802.15.4	Mid	17.5	17.4	Wi-Fi 2.4 ANT 2	Mid	18	18.2	1.570	89
			Low	23.7	22.6		Mid	23.4	22.3		Mid	17.5	17.4		Mid	18	18.2	1.690	90
			Low	23.7	22.6		High	23.4	22.4		Mid	17.5	17.4		Mid	18	18.2	1.740	91
			Mid	23.7	22.5		Low	23.4	22.3		Mid	17.5	17.4		Mid	18	18.2	1.570	92
			Mid	23.7	22.5		Mid	23.4	22.3		Mid	17.5	17.4		Mid	18	18.2	1.680	93
			Mid	23.7	22.5		High	23.4	22.4		Mid	17.5	17.4		Mid	18	18.2	1.730	94
			High	23.7	22.5		Low	23.4	22.3		Mid	17.5	17.4		Mid	18	18.2	1.520	95
			High	23.7	22.5		Mid	23.4	22.3		Mid	17.5	17.4		Mid	18	18.2	1.640	96
			High	23.7	22.5		High	23.4	22.4		Mid	17.5	17.4		Mid	18	18.2	1.690	97

Exposure Condition	Test Position	WWAN ANT 3 PS1				WWAN ANT 8 PS1				Connectivity ANT 1 PS5				Connectivity ANT 2/5/6 PS5				Alternative 3 Result	Plot No.
		Band	Channel	Max Power	Measured Power	Band	Channel	Max Power	Measured Power	Band	Channel	Max Power	Measured Power	Band	Channel	Max Power	Measured Power		
Hotspot	Edge Left	LTE B25	Low	23.7	22.6	FR1 n77 Block A	Mid 1% RB	22.5	20.8	802.15.4	Mid	17.5	17.4	Wi-Fi 2.4 ANT 2	Mid	18	18.2	1.660	98
			Low	23.7	22.6		Mid 50% RB	22.5	20.8		Mid	17.5	17.4		Mid	18	18.2	1.670	99
			Mid	23.7	22.5		Mid 1% RB	22.5	20.8		Mid	17.5	17.4		Mid	18	18.2	1.650	100
			Mid	23.7	22.5		Mid 50% RB	22.5	20.8		Mid	17.5	17.4		Mid	18	18.2	1.660	101
			High	23.7	22.5		Mid 1% RB	22.5	20.8		Mid	17.5	17.4		Mid	18	18.2	1.610	102
			High	23.7	22.5		Mid 50% RB	22.5	20.8		Mid	17.5	17.4		Mid	18	18.2	1.610	103

Exposure Condition	Test Position	WWAN ANT 9 PS1				WWAN ANT 2 PS1				Connectivity ANT 1 PS5				Connectivity ANT 2/5/6 PS5				Alternative 3 Result	Plot No.
		Band	Channel	Max Power	Measured Power	Band	Channel	Max Power	Measured Power	Band	Channel	Max Power	Measured Power	Band	Channel	Max Power	Measured Power		
Hotspot	Edge Left	LTE B48	Low	24.7	23	W-CDMA Band 2	Low	23.4	22.3	802.15.4	Mid	17.5	17.4	Wi-Fi 2.4 ANT 2	Mid	18	18.2	1.430	104
			Low	24.7	23		Mid	23.4	22.3		Mid	17.5	17.4		Mid	18	18.2	1.600	105
			Low	24.7	23		High	23.4	22.4		Mid	17.5	17.4		Mid	18	18.2	1.670	106
			Low-Mid	24.7	23		Low	23.4	22.3		Mid	17.5	17.4		Mid	18	18.2	1.540	107
			Low-Mid	24.7	23		Mid	23.4	22.3		Mid	17.5	17.4		Mid	18	18.2	1.660	108
			Low-Mid	24.7	23		High	23.4	22.4		Mid	17.5	17.4		Mid	18	18.2	1.710	109
			Mid-High	24.7	23.2		Low	23.4	22.3		Mid	17.5	17.4		Mid	18	18.2	1.490	110
			Mid-High	24.7	23.2		Mid	23.4	22.3		Mid	17.5	17.4		Mid	18	18.2	1.610	111
			Mid-High	24.7	23.2		High	23.4	22.4		Mid	17.5	17.4		Mid	18	18.2	1.670	112
			High	24.7	22.9		Low	23.4	22.3		Mid	17.5	17.4		Mid	18	18.2	1.520	113
			High	24.7	22.9		Mid	23.4	22.3		Mid	17.5	17.4		Mid	18	18.2	1.630	114
			High	24.7	22.9		High	23.4	22.4		Mid	17.5	17.4		Mid	18	18.2	1.690	115

Exposure Condition	Test Position	WWAN ANT 9 PS1				WWAN ANT 8 PS1				Connectivity ANT 1 PS5				Connectivity ANT 2/5/6 PS5				Alternative 3 Result	Plot No.
		Band	Channel	Max Power	Measured Power	Band	Channel	Max Power	Measured Power	Band	Channel	Max Power	Measured Power	Band	Channel	Max Power	Measured Power		
Hotspot	Edge Left	LTE B48	Low	24.7	23	FR1 n77 Block A	Mid 1% RB	22.5	20.8	802.15.4	Mid	17.5	17.4	Wi-Fi 2.4 ANT 2	Mid	18	18.2	1.580	116
			Low	24.7	23		Mid 50% RB	22.5	20.8		Mid	17.5	17.4		Mid	18	18.2	1.590	117
			Low-Mid	24.7	23		Mid 1% RB	22.5	20.8		Mid	17.5	17.4		Mid	18	18.2	1.630	118
			Low-Mid	24.7	23		Mid 50% RB	22.5	20.8		Mid	17.5	17.4		Mid	18	18.2	1.640	119
			Mid-High	24.7	23.2		Mid 1% RB	22.5	20.8		Mid	17.5	17.4		Mid	18	18.2	1.580	120
			Mid-High	24.7	23.2		Mid 50% RB	22.5	20.8		Mid	17.5	17.4		Mid	18	18.2	1.590	121
			High	24.7	22.9		Mid 1% RB	22.5	20.8		Mid	17.5	17.4		Mid	18	18.2	1.610	122
			High	24.7	22.9		Mid 50% RB	22.5	20.8		Mid	17.5	17.4		Mid	18	18.2	1.620	123

Zoom Scan Analysis

Test Position	Band	ANT	Max Power	Measured Power	Alternative 3 Result	Plot No.
Edge Left	LTE B25	ANT 3	23.7	22.6	1.45	126
	W-CDMA B2	ANT 2	23.4	22.4		
	802.15.4	ANT 1	17.50	17.40		
	Wi-Fi 2.4	ANT 2	18.00	18.20		

This report shall not be reproduced without the written approval of UL Verification Services Inc.

Appendixes

Refer to separated files for the following appendixes.

Appendix A: SAR/PD Setup Photos

Appendix B: SAR/PD System Check Plots

Appendix C: SAR/PD Highest Test Plots

Appendix D: Tissue Ingredients

Appendix E: Probe Certificates

Appendix F: Dipole Certificates

Appendix G: Multi-Tx Combiner Test Plots

END OF REPORT

This report shall not be reproduced without the written approval of UL Verification Services Inc.