



TEST SETUP PHOTOS

Report Number: 15496224-EP39V1


1. SCOPE







The purpose of this document is to show test setup diagrams and photos for the following reports


Reports
15496224-E39

2. SETUP PHOTOS

RADIATED RF MEASUREMENT SETUP



RADIATED RF MEASUREMENT SETUP**Fundamental & 26.5 – 40 GHz (FRONT)****Fundamental & 26.5 – 40 GHz (BACK)****40 – 50 GHz (FRONT)****40 – 50 GHz (BACK)****50 - 75 GHz (FRONT)****50 - 75 GHz (BACK)**

RADIATED RF MEASUREMENT SETUP

TEMPERATURE CHAMBER SETUP

