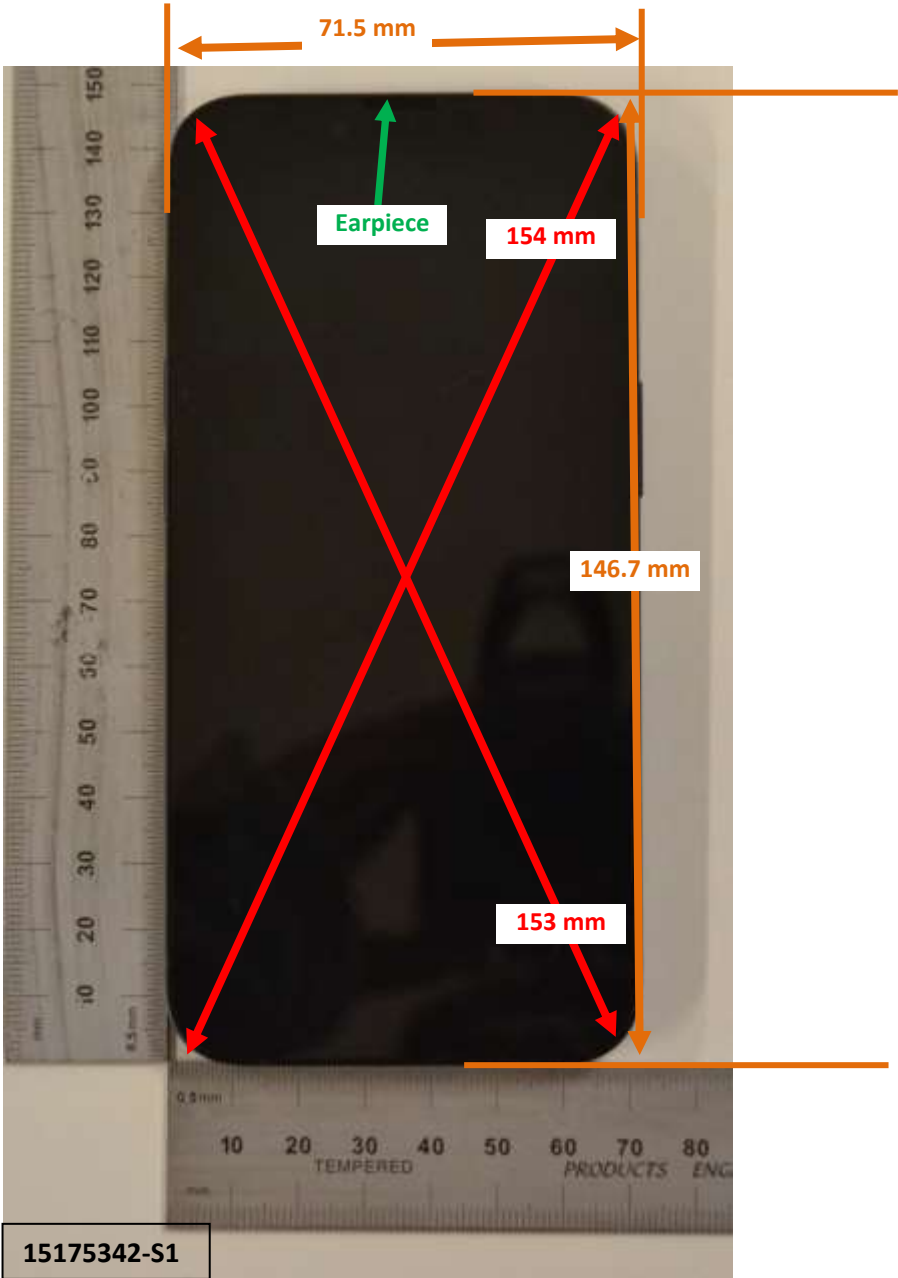


DUT and SAR Set-up Photos

Photograph 1: Overall Dimensions



Photograph 2: Front View of the DUT




Photograph 3: Back View of the DUT




Setup Photos

Photograph 4: Handset Vertical and Horizontal Reference Lines




Head Exposure Conditions


Photograph 5: Head, Left Cheek, 0 mm




Photograph 6: Head, Left Tilt (15°), 0 mm



Photograph 7: Head, Right Cheek, 0 mm




Photograph 8: Head, Right Tilt (15°), 0 mm



Body-worn Accessory & Hotspot mode Exposure Conditions

Photograph 9: Body & Hotspot, Back, 5 mm




Photograph 10: Body & Hotspot, Front, 5 mm




Hotspot Exposure Conditions


Photograph 11: Hotspot, Edge Top, 5 mm




Photograph 12: Hotspot, Edge Right, 5 mm



Photograph 13: Hotspot, Edge Bottom, 5 mm




Photograph 14: Hotspot, Edge Left, 5 mm




Extremity Exposure Conditions

Photograph 15: Extremity, Back, 10 mm




Photograph 16: Extremity, Back, 0 mm




Photograph 17: Extremity, Front, 0 mm




Photograph 18: Extremity, Edge Top, 0 mm




Photograph 19: Extremity, Edge Right, 0 mm



Photograph 20: Extremity, Edge Bottom, 0 mm



Photograph 21: Extremity, Edge Left, 0 mm



Antenna Dimensions & Separation Distances

