



TEST SETUP PHOTOS


Report Number: 13259315-EP21V1




1. SCOPE




The purpose of this document is to show test setup diagrams and photos for the following reports

Reports
13259315-E21
13336566-E21
13259319-E21

2. SETUP PHOTOS



RADIATED RF MEASUREMENT SETUP**BELOW 30 MHz (FRONT)****BELOW 30 MHz (BACK)****BELOW 0.96 GHz (FRONT)****BELOW 0.96 GHz (BACK)**

**Fundamental 6 – 9 GHz (FRONT)****Fundamental 6 – 9 GHz (BACK)****0.96 – 18 GHz (FRONT)****0.96 – 18 GHz (BACK)****18 – 40 GHz (FRONT)****18 – 40 GHz (BACK)**