



# **TEST SETUP PHOTOS**

**Report Number: 12696946-EP1V1**

## 1. SCOPE


The purpose of this document is to show test setup diagrams and photos for the following reports

Reports
12696946-EP1V1

## 2. SETUP PHOTOS



**AC LINE CONDUCTED (FRONT)**






**AC LINE CONDUCTED (BACK)**






**AC LINE WITH LAPTOP (FRONT)**



**AC LINE WITH LAPTOP (BACK)**

**RADIATED RF MEASUREMENT SETUP****BELOW 30 MHz (FRONT)****BELOW 30 MHz (BACK)****BELOW 0.96 GHz (FRONT)****BELOW 0.96 GHz (BACK)**



**Fundamental 6 – 9 GHz (FRONT)****Fundamental 6 – 9 GHz (BACK)****0.96 – 18 GHz (FRONT)****0.96 – 18 GHz (BACK)****18 – 40 GHz (FRONT)****18 – 40 GHz (BACK)**



**AC LINE CONDUCTED (FRONT)**



**AC LINE CONDUCTED (BACK)**



**AC LINE WITH LAPTOP (FRONT)**



**AC LINE WITH LAPTOP (BACK)**