



TEST REPORT

Report Number. : 12607353-E15V1

Applicant : APPLE, INC.
1 APPLE PARK WAY
CUPERTINO, CA. 95014, U.S.A.

Model : A2215

FCC ID : BCG-E3307A

EUT Description : SMARTPHONE

Test Standard(s) : FCC PART 96.47

Date Of Issue:

July 31, 2019

Prepared by:

UL Verification Services Inc.
47173 Benicia Street
Fremont, CA 94538, U.S.A.
TEL: (510) 771-1000
FAX: (510) 661-0888



NVLAP LAB CODE 200065-0

Revision History

Rev.	Issue Date	Revisions	Revised By
V1	8/1/2019	Initial Issue	Thu Chan

TABLE OF CONTENTS

1. ATTESTATION OF TEST RESULTS	4
2. TEST METHODOLOGY	6
3. FACILITIES AND ACCREDITATION	6
4. CALIBRATION	6
4.1. MEASURING INSTRUMENT CALIBRATION	6
5. EQUIPMENT UNDER TEST	7
5.1. DESCRIPTION OF EUT	7
5.2. SOFTWARE AND FIRMWARE.....	7
5.3. DESCRIPTION OF TEST SETUP.....	7
6. TEST AND MEASUREMENT EQUIPMENT	9
7. END USER DEVICE ADDITIONAL REQUIREMENT	10
7.1. Test Requirement	10
8. TEST PROCEDURE AND EUT CONFIGURATION.....	10
8.1. End User Device Configuration 1	11
8.2. End User Device Configuration 2	12
9. SETUP PHOTOS.....	13

1. ATTESTATION OF TEST RESULTS

COMPANY NAME: APPLE, INC.
1 APPLE PARK WAY
CUPERTINO, CA 95014, U.S.A.

EUT DESCRIPTION: SMARTPHONE

MODEL: A2221

SERIAL NUMBER: C7CYQ00AMTCF

DATE TESTED: JULY 24, 2019

APPLICABLE STANDARDS	
STANDARD	TEST RESULTS
FCC PART 96.47	Complies

UL Verification Services Inc. tested the above equipment in accordance with the requirements set forth in the above standards. All indications of Pass/Fail in this report are opinions expressed by UL Verification Services Inc. based on interpretations and/or observations of test results. Measurement Uncertainties were not taken into account and are published for informational purposes only. The test results show that the equipment tested is capable of demonstrating compliance with the requirements as documented in this report.


Note: The results documented in this report apply only to the tested sample, under the conditions and modes of operation as described herein. This document may not be altered or revised in any way unless done so by UL Verification Services Inc. and all revisions are duly noted in the revisions section. Any alteration of this document not carried out by UL Verification Services Inc. will constitute fraud and shall nullify the document. This report must not be used by the client to claim product certification, approval, or endorsement by NVLAP, NIST, any agency of the Federal Government, or any agency of any government.

Approved & Released For
UL Verification Services Inc. By:



Thu Chan
Operations Leader
UL Verification Services Inc.

Prepared By:



Mengistu Mekuria
Lead Test Engineer
UL Verification Services Inc.

Tested By:



Steven Tran
Project Engineer
UL Verification Services Inc.

2. TEST METHODOLOGY

The tests documented in this report were performed in accordance with FCC Part 96.47, KDB 940660 D01 Part 96 CBRS Eqpt v02 and WINNF-TS-0122-v1.0.0.

3. FACILITIES AND ACCREDITATION

The test sites and measurement facilities used to collect data are located at 47173 and 47266 Benicia Street, Fremont, California, USA. Line conducted emissions are measured only at the 47173 address. The following table identifies which facilities were utilized for radiated emission measurements documented in this report. Specific facilities are also identified in the test results sections.

47173 Benicia Street	47266 Benicia Street
<input type="checkbox"/> Chamber A	<input type="checkbox"/> Chamber D
<input type="checkbox"/> Chamber B	<input type="checkbox"/> Chamber E
<input type="checkbox"/> Chamber C	<input type="checkbox"/> Chamber F
	<input type="checkbox"/> Chamber G
	<input type="checkbox"/> Chamber H

The above test sites and facilities are covered under FCC Test Firm Registration # 208313. Chambers A through C are covered under ISED company address code 2324B with site numbers 2324B -1 through 2324B-3, respectively. Chambers D through H are covered under ISED Canada company address code 22541 with site numbers 22541 -1 through 22541-5, respectively.

The above test sites and facilities are covered under FCC Test Firm Registration # 208313. UL Verification Services Inc. is accredited by NVLAP, Laboratory Code 200065-0. The full scope of accreditation can be viewed at [NVLAP Lab Search](#).

4. CALIBRATION

4.1. MEASURING INSTRUMENT CALIBRATION

The measuring equipment utilized to perform the tests documented in this report has been calibrated in accordance with the manufacturer's recommendations, and is traceable to recognized national standards.

5. EQUIPMENT UNDER TEST

5.1. DESCRIPTION OF EUT

EUT is a smartphone with multimedia functions (music, application support, and video), cellular GSM, GPRS, EGPRS, UMTS, LTE, TD-SCDMA, CDMA, IEEE 802.11a/b/g/n/ac/ax, Bluetooth, Ultra-Wide band, GPS and NFC. All models support at least one UICC based SIM. The second SIM, if present, is either UICC based pSIM (physical SIM) or e-SIM (electronic SIM). The device has a built-in inductive charging receiver. The rechargeable battery is also not user accessible. However, the test data in this report refers only to LTE Band 48 that operates in the CBRS band.

5.2. SOFTWARE AND FIRMWARE

The test utility software used during testing was WINNF-TS-0122 V1.0.0.

5.3. DESCRIPTION OF TEST SETUP

SUPPORT EQUIPMENT

Support Equipment List				
Description	Manufacturer	Model	Serial Number	FCC ID
Router/AC/DC adapter	ASUS	AC1900	GCIAGO000300	MSQ-RTAC6Uv2
Laptop AC/DC adapter	Lenovo	4236B92	PBFBKHK	ODS-BRCM1046
Directional Coupler	Krytar	152613	T1537	NA

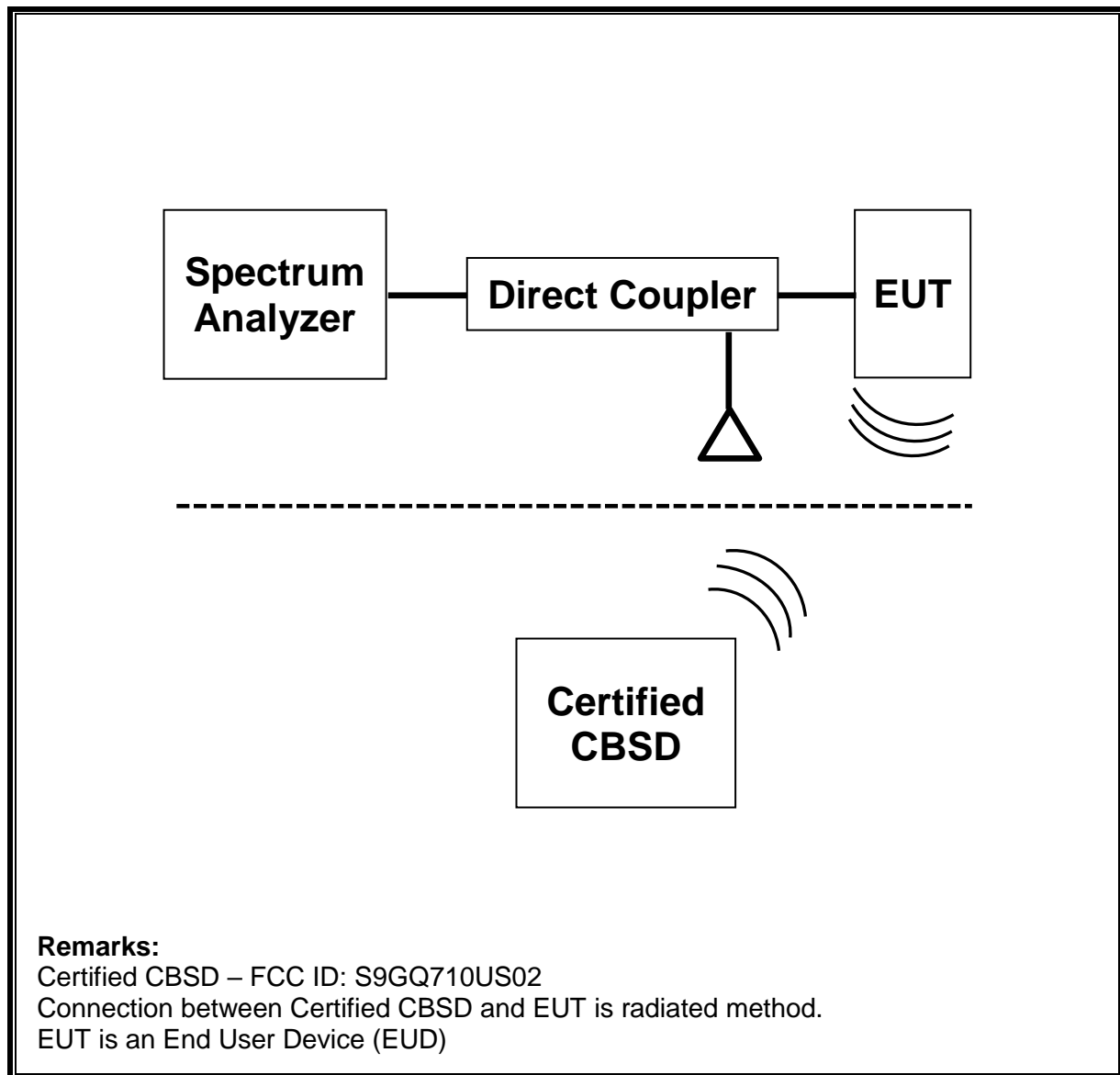
I/O CABLES

I/O Cable List						
Cable No	Port	# of identical ports	Connector Type	Cable Type	Cable Length (m)	Remarks
1	AC	1	AC	Un-Shielded	1	N/A
3	RJ45	3	Ethernet	Un-Shielded	1	N/A
2	RF Port	2	SMA	Shielded	0.5	N/A

TEST SETUP

The standalone EUT connected to a certified CBSD and Spectrum Analyzer via air and an RF cable respectively.

SETUP DIAGRAM OF TEST SYSTEM



6. TEST AND MEASUREMENT EQUIPMENT

The following test and measurement equipment was utilized for the tests documented in this report:

Test Equipment List				
Description	Manufacturer	Model	ID Num	Cal Due
Spectrum Analyzer, PXA, 3Hz to 44GHz	Agilent (Keysight) Technologies	N9030A	T342	01/23/2020
Directional Coupler	Krytar	152613	T1537	06/08/2020

Test Software			
Description	Manufacturer	Model	Version Number
Laptop (Local SAS – WINNForum Test Harness)	Lenovo	PBFBKHK	2.0

7. END USER DEVICE ADDITIONAL REQUIREMENT

7.1. Test Requirement

FCC Part 96.47

- (a) End User Devices may operate only if they can positively receive and decode an authorization signal transmitted by a CBSD, including the frequencies and power limits for their operation.
- (1) An End User Device must discontinue operations, change frequencies, or change its operational power level within 10 seconds of receiving instructions from its associated CBSD.

8. TEST PROCEDURE AND EUT CONFIGURATION

KDB 940660 D01 v01, WINNF-TS-0122 V1.0.0

Additional requirements are required to End-User Device LTE Band 48 device base on CBSD protocol. During the test, the EUT and its companion certified CBSD (FCC ID: S9GQ710US02) device communicate with each other via air.

Configuration	Frequency (MHz)	Power (dBm/MHz)	Bandwidth (MHz)
1	3615 - 3635	13	20
2	3660 - 3670	8	10

Configuration 1

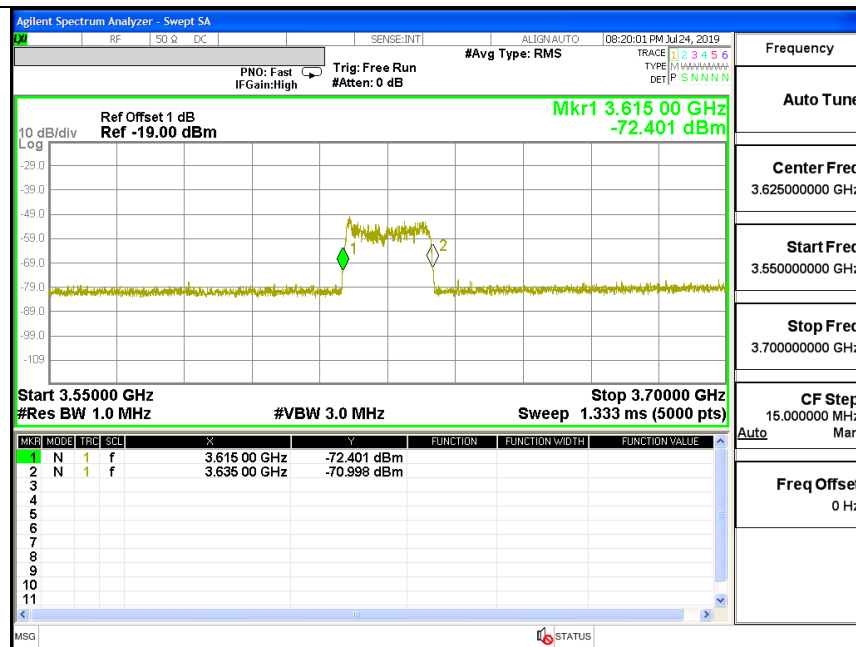
- a) Setup WINNF.PT.C.HBT.1 with 3615MHz-3635MHz and power level 13 dBm/MHz
- b) Enable AP service from Ruckus Cloud Management
- c) Check EUT Transmitter Frequency and power
- d) Disable AP service from Ruckus Cloud management and check EUT stop transmission within 10s.

Configuration 2

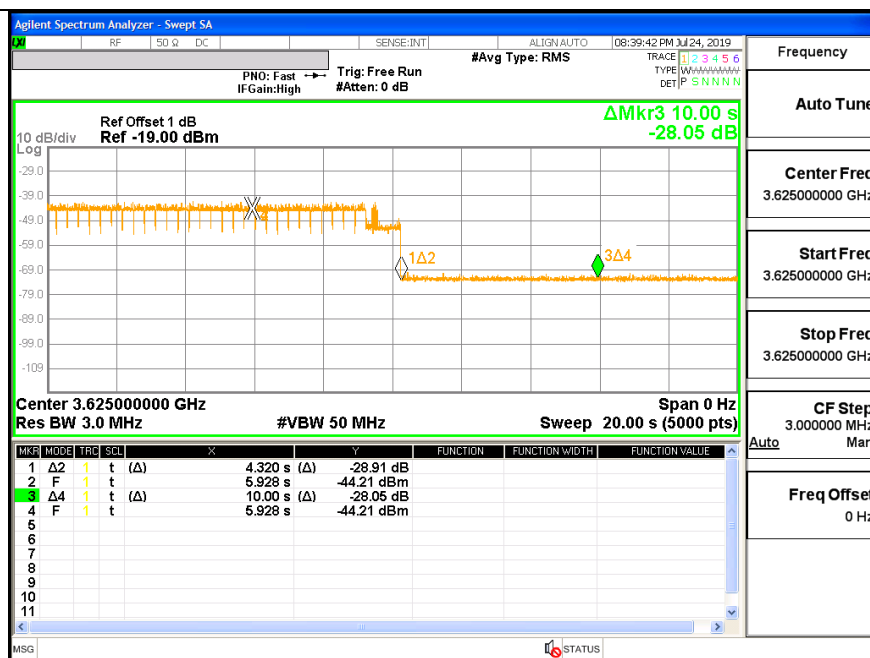
- a) Setup WINNF.PT.C.HBT.1 with 3660MHz-3670MHz and power level 8 dBm/MHz
- b) Enable AP service from Ruckus Cloud Management
- c) Check EUT Transmitter Frequency and power
- d) Disable AP service from Ruckus Cloud Management and check EUT stop transmission within 10s.

TEST RESULTS

8.1. End User Device Configuration 1 (3615MHz - 3635MHz; MaxEIRP: 13 dBm/MHz)



Operation Mode



Stop Operation Within 10 second Mode

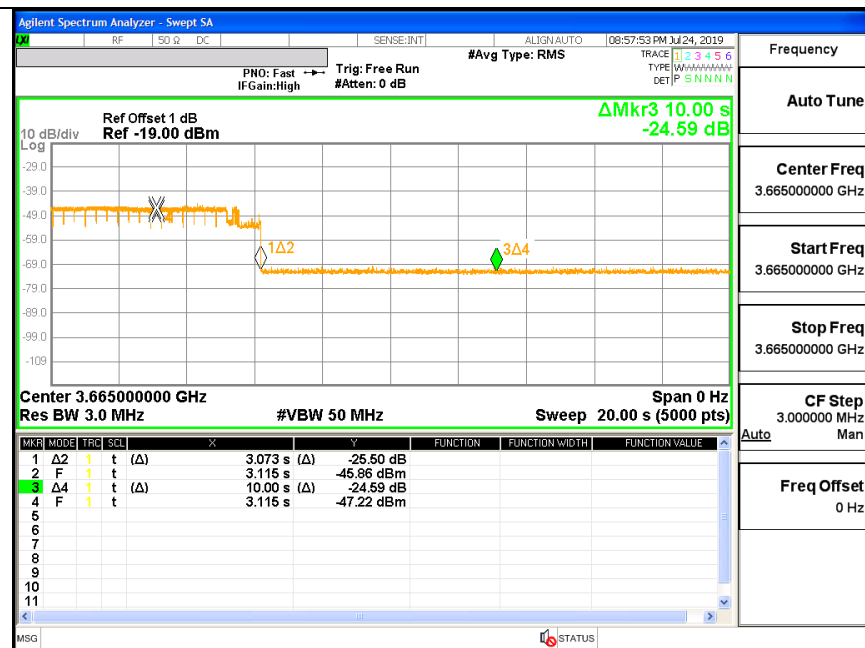
NOTE:

Marker 1: Authorized CBSD sends a signal to stop LTE transmission.
Marker 2: Time elapsed since signal to stop LTE transmission. EUD has stopped transmission.
Marker 3-4 Delta: 10 seconds has elapsed since CBSD has sent a signal to stop LTE transmission to EUT.

8.2. End User Device Configuration 2 (3660MHz - 3670MHz; MaxEIRP: 8 dBm/MHz)



Operation Mode



Stop Operation Within 10 second Mode

NOTE:

Marker 1: Authorized CBSD sends a signal to stop LTE transmission.
Marker 2: Time elapsed since signal to stop LTE transmission. EUD has stopped transmission.
Marker 3-4 Delta: 10 seconds has elapsed since CBSD has sent a signal to stop LTE transmission to EUT.

9. SETUP PHOTOS

Please see setup report 12607353-EP1V1

END OF REPORT