


11. SETUP PHOTOS

ANTENNA PORT CONDUCTED RF MEASUREMENT SETUP




RADIATED RF MEASUREMENT SETUP (BELOW 1 GHz)

RADIATED FRONT PHOTO (BELOW 1 GHz)



RADIATED BACK PHOTO (BELOW 1 GHz)





RADIATED RF MEASUREMENT SETUP FOR PORTABLE CONFIGURATION

X-AXIS PHOTO




Y-AXIS PHOTO






POWERLINE CONDUCTED EMISSIONS MEASUREMENT SETUP

EUT POWERED BY AC/DC ADAPTER VIA USB CABLE



LINE CONDUCTED BACK PHOTO



EUT POWERED BY HOST PC VIA USB CABLE

LINE CONDUCTED FRONT PHOTO



LINE CONDUCTED BACK PHOTO



END OF REPORT