




## 12. SETUP PHOTOS

### ANTENNA PORT CONDUCTED RF MEASUREMENT SETUP




**RADIATED RF MEASUREMENT SETUP (BELOW 1 GHz)**





**RADIATED RF MEASUREMENT SETUP FOR PORTABLE CONFIGURATION**

X-AXIS PHOTO




Y-AXIS PHOTO





**POWERLINE CONDUCTED EMISSIONS MEASUREMENT SETUP**

**EUT POWERED BY AC/DC ADAPTER VIA USB CABLE**





LINE CONDUCTED BACK PHOTO



EUT POWERED BY HOST PC VIA USB CABLE

LINE CONDUCTED FRONT PHOTO



LINE CONDUCTED BACK PHOTO



**DYNAMIC FREQUENCY SELECTION MEASUREMENT SETUP**

DFS FRONT PHOTO (EUT)




DFS BACK PHOTO (EUT)



DFS FULL SETUP PHOTO (CLIENT MODE SETUP)



DFS FULL SETUP PHOTO (CLIENT-TO-CLIENT  
COMMUNICATIONS MODE SETUP)



DFS FULL SETUP PHOTO (PEER TO PEER MODE SETUP /  
EUT)





DFS FULL SETUP PHOTO (PEER TO PEER MODE SETUP /  
PEER DEVICE)



**END OF REPORT**