


## 1. SETUP PHOTOS


### ANTENNA PORT CONDUCTED RF MEASUREMENT SETUP

ANTENNA PORT CONDUCTED PHOTO




**RADIATED RF MEASUREMENT SETUP FOR PORTABLE CONFIGURATION**

X-AXIS PHOTO



Y-AXIS PHOTO



Z-AXIS PHOTO



**FREQUENCY TOLERANCE OVER EXTREME CONDITIONS**

ENVIRONMENTAL CHAMBER PHOTO



**END OF REPORT**