


12. SETUP PHOTOS


ANTENNA PORT CONDUCTED RF MEASUREMENT SETUP

ANTENNA PORT CONDUCTED PHOTO




RADIATED RF MEASUREMENT SETUP FOR PORTABLE CONFIGURATION

X-AXIS PHOTO



Y-AXIS PHOTO



Z-AXIS PHOTO



FREQUENCY TOLERANCE OVER EXTREME CONDITIONS

ENVIRONMENTAL CHAMBER PHOTO



END OF REPORT