



12. SETUP PHOTOS

ANTENNA PORT CONDUCTED RF MEASUREMENT SETUP




RADIATED RF MEASUREMENT SETUP (BELOW 1 GHz)

RADIATED FRONT PHOTO (BELOW 1 GHz)




RADIATED BACK PHOTO (BELOW 1 GHz)



RADIATED RF MEASUREMENT SETUP FOR PORTABLE CONFIGURATION


X-AXIS PHOTO



Y-AXIS PHOTO



Z-AXIS PHOTO



POWERLINE CONDUCTED EMISSIONS MEASUREMENT SETUP

EUT POWERED BY AC/DC ADAPTER VIA USB CABLE

LINE CONDUCTED FRONT PHOTO



LINE CONDUCTED BACK PHOTO



EUT POWERED BY HOST PC VIA USB CABLE


LINE CONDUCTED FRONT PHOTO



LINE CONDUCTED BACK PHOTO



DYNAMIC FREQUENCY SELECTION MEASUREMENT SETUP



DFS BACK PHOTO (EUT)



DFS FULL SETUP PHOTO (CLIENT MODE SETUP)



DFS FULL SETUP PHOTO (CLIENT-TO-CLIENT
COMMUNICATIONS MODE SETUP)



DFS FULL SETUP PHOTO (PEER TO PEER MODE SETUP /
EUT)



DFS FULL SETUP PHOTO (PEER TO PEER MODE SETUP /
PEER DEVICE)



END OF REPORT