



11. SETUP PHOTOS

ANTENNA PORT CONDUCTED RF MEASUREMENT SETUP




RADIATED RF MEASUREMENT SETUP FOR PORTABLE CONFIGURATION

X-AXIS FRONT PHOTO



X-AXIS BACK PHOTO



Y-AXIS FRONT PHOTO



Y-AXIS BACK PHOTO



Z-AXIS FRONT PHOTO




Z-AXIS BACK PHOTO



FREQUENCY TOLERANCE OVER EXTREME CONDITIONS

ENVIRONMENTAL CHAMBER PHOTO



END OF REPORT