



## 11. SETUP PHOTOS

### ANTENNA PORT CONDUCTED RF MEASUREMENT SETUP




**RADIATED RF MEASUREMENT SETUP FOR PORTABLE CONFIGURATION**

X-AXIS FRONT PHOTO



X-AXIS BACK PHOTO



Y-AXIS FRONT PHOTO



Y-AXIS BACK PHOTO



Z-AXIS FRONT PHOTO




Z-AXIS BACK PHOTO



**FREQUENCY TOLERANCE OVER EXTREME CONDITIONS**

ENVIRONMENTAL CHAMBER PHOTO



**END OF REPORT**