



## 11. SETUP PHOTOS

### ANTENNA PORT CONDUCTED RF MEASUREMENT SETUP



**RADIATED RF MEASUREMENT SETUP FOR PORTABLE CONFIGURATION**


X-AXIS FRONT PHOTO



X-AXIS BACK PHOTO




Y-AXIS FRONT PHOTO



Y-AXIS BACK PHOTO



Z-AXIS FRONT PHOTO



Z-AXIS BACK PHOTO





**FREQUENCY TOLERANCE OVER EXTREME CONDITIONS**

ENVIRONMENTAL CHAMBER PHOTO



**END OF REPORT**