


12. SETUP PHOTOS

ANTENNA PORT CONDUCTED RF MEASUREMENT SETUP




RADIATED RF MEASUREMENT SETUP (BELOW 1 GHz)

RADIATED FRONT PHOTO (BELOW 1 GHz)



RADIATED BACK PHOTO (BELOW 1 GHz)



RADIATED RF MEASUREMENT SETUP FOR PORTABLE CONFIGURATION

X-AXIS FRONT PHOTO



X-AXIS BACK PHOTO



Y-AXIS FRONT PHOTO



Y-AXIS BACK PHOTO



Z-AXIS FRONT PHOTO



Z-AXIS BACK PHOTO



POWERLINE CONDUCTED EMISSIONS MEASUREMENT SETUP

EUT ONLY LINE CONDUCTED FRONT PHOTO



EUT ONLY LINE CONDUCTED BACK PHOTO



EUT WITH LAPTOP LINE CONDUCTED FRONT PHOTO



EUT WITH LAPTOP LINE CONDUCTED BACK PHOTO




DYNAMIC FREQUENCY SELECTION MEASUREMENT SETUP

STANDARD CLIENT MODE

DFS FRONT PHOTO (EUT)




DFS BACK PHOTO (EUT)



CLIENT TO CLIENT MODE

DFS FRONT PHOTO (EUT)




DFS BACK PHOTO (EUT)




FULL SETUP

DFS FRONT PHOTO (CLIENT MODE SETUP)



DFS FRONT PHOTO (CLIENT-TO-CLIENT COMMUNICATIONS MODE SETUP)



END OF REPORT