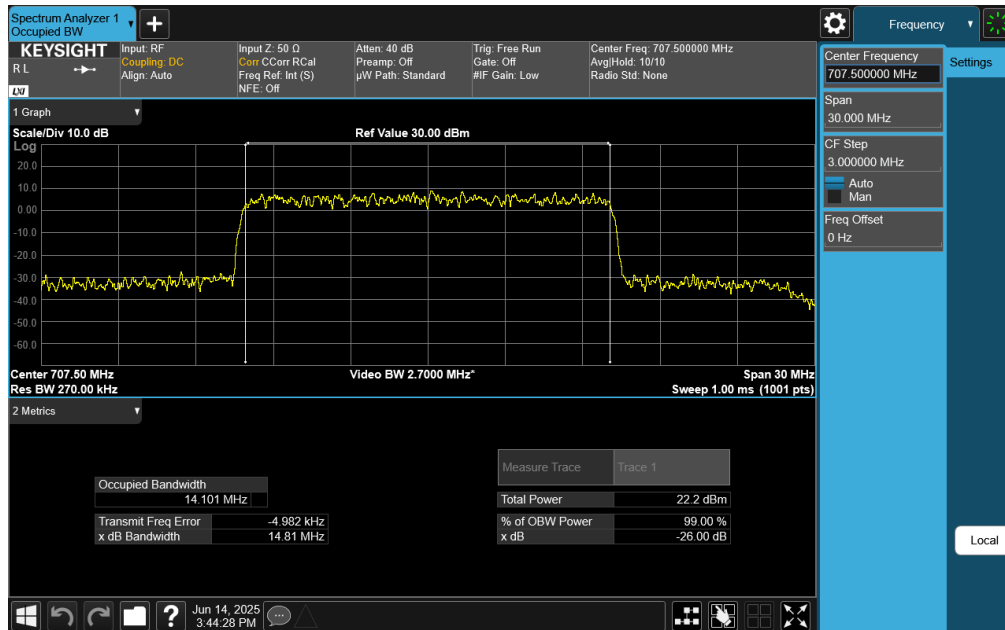


Plot 7-73. Occupied Bandwidth Plot (NR Band n12 - 15MHz DFT-s-OFDM $\pi/2$ BPSK - Full RB)

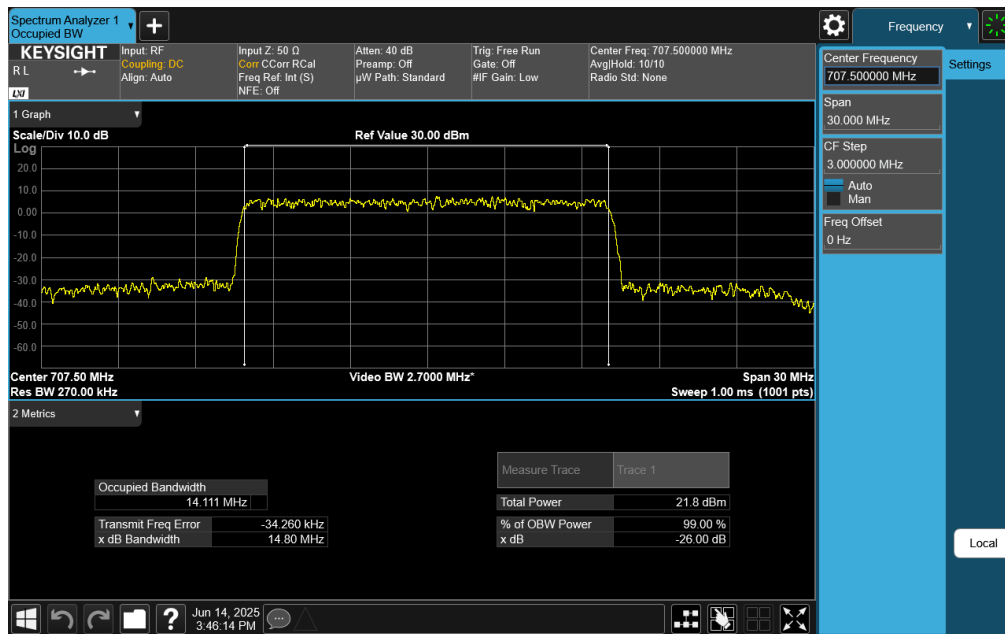
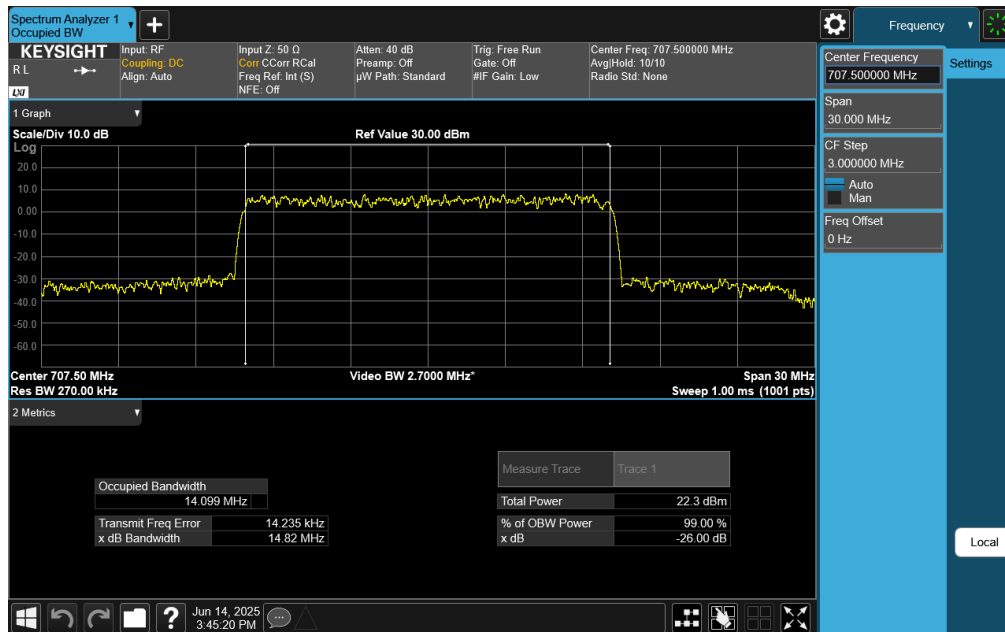



Plot 7-74. Occupied Bandwidth Plot (NR Band n12 - 15MHz CP-OFDM QPSK - Full RB)

| | | | |
|---|--|--------------------|-----------------------------------|
| FCC ID: BCG-A3337 | PART 27 MEASUREMENT REPORT | | Approved by: Technical Manager |
| Test Report S/N: 1C2503270033-03.BCG | Test Dates: 01/31/2025 - 07/21/2025 | EUT Type: Watch | Page 53 of 202 |

V2.2 09/07/2023

Unless otherwise specified, no part of this report may be reproduced or utilized in any part, form or by any means, electronic or mechanical, including photocopying and microfilm, without permission in writing from Element Materials Technology. If you have any questions about this or have an enquiry about obtaining additional rights to this report or assembly of contents thereof, please contact ct.info@element.com.



| | | | |
|---|---|--------------------|-----------------------------------|
| FCC ID: BCG-A3337 |  PART 27 MEASUREMENT REPORT | | Approved by: Technical Manager |
| Test Report S/N: 1C2503270033-03.BCG | Test Dates: 01/31/2025 - 07/21/2025 | EUT Type: Watch | Page 54 of 202 |

V2.2 09/07/2023

Unless otherwise specified, no part of this report may be reproduced or utilized in any part, form or by any means, electronic or mechanical, including photocopying and microfilm, without permission in writing from Element Materials Technology. If you have any questions about this or have an enquiry about obtaining additional rights to this report or assembly of contents thereof, please contact ct.info@element.com.

7.3 Spurious and Harmonic Emissions at Antenna Terminal

\$2.1051, \$27.53

Test Overview

The level of the carrier and the various conducted spurious and harmonic frequencies is measured by means of a calibrated spectrum analyzer. The spectrum is scanned from the lowest frequency generated in the equipment up to a frequency including its 10th harmonic. All out of band emissions are measured with a spectrum analyzer connected to the antenna terminal of the EUT while the EUT is operating at maximum power, and at the appropriate frequencies. All data rates were investigated to determine the worst case configuration. All modes of operation were investigated and the worst case configuration results are reported in this section.

The minimum permissible attenuation level of any spurious emission is $43 + 10 \log_{10}(P_{\text{Watts}})$, where P is the transmitter power in Watts.

Test Procedure Used

KDB 971168 D01 v03r01 – Section 6.0

Test Settings

1. Start frequency was set to 30MHz and stop frequency was set to 18GHz (separated into at least two plots per channel)
2. RBW \geq 100kHz
3. VBW \geq 3 x RBW
4. Detector = RMS
5. Trace mode = max hold
6. Sweep time = auto couple
7. The trace was allowed to stabilize

Test Setup

The EUT and measurement equipment were set up as shown in the diagram below.

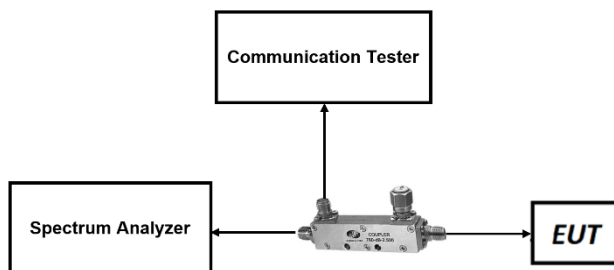


Figure 7-3. LTE Test Instrument & Measurement Setup

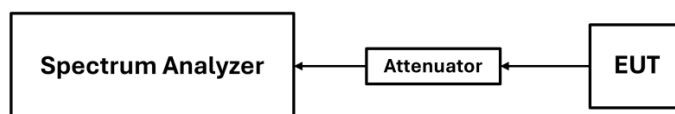




Figure 7-4. FR1 Test Instrument & Measurement Setup

| | | | |
|---|---|----------------------------|-----------------------------------|
| FCC ID: BCG-A3337 |  | PART 27 MEASUREMENT REPORT | Approved by: Technical Manager |
| Test Report S/N: 1C2503270033-03.BCG | Test Dates: 01/31/2025 - 07/21/2025 | EUT Type: Watch | Page 55 of 202 |

V2.2 09/07/2023

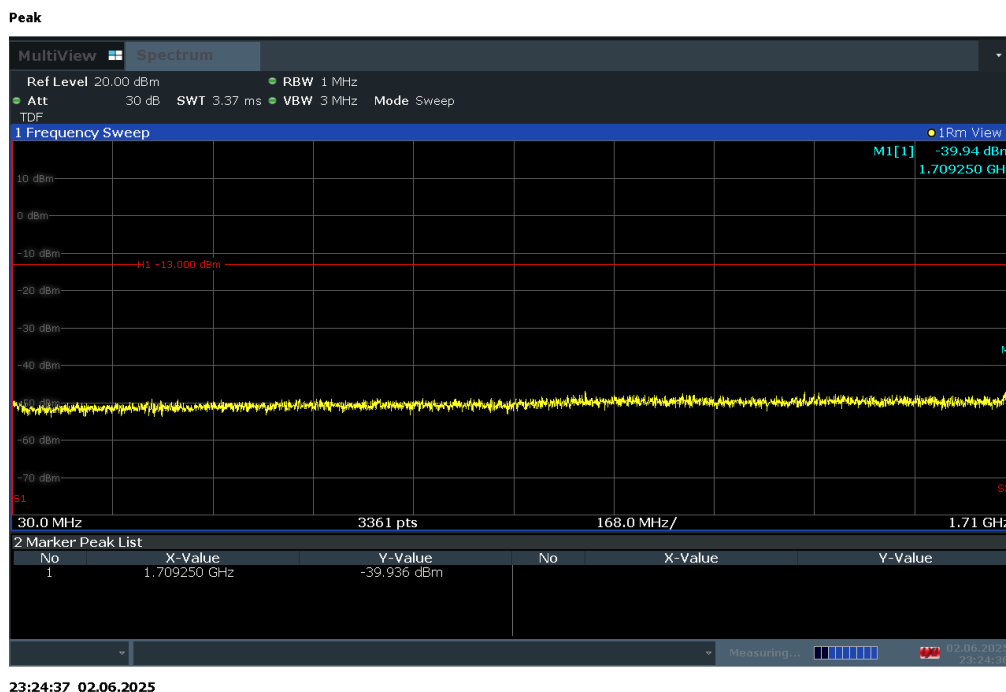
Test Notes

1. Per Part 27, compliance with the applicable limits is based on the use of measurement instrumentation employing a resolution bandwidth 100 kHz or greater for measurements below 1GHz. However, in the 1 MHz bands immediately outside and adjacent to the frequency block a resolution bandwidth of at least one percent of the emission bandwidth of the fundamental emission of the transmitter may be employed. The emission bandwidth is defined as the width of the signal between two points, one below the carrier center frequency and one above the carrier center frequency, outside of which all emission are attenuated at least 26 dB below the transmitter power.
2. For NR operation, all subcarrier spacings (SCS) and transmission schemes (e.g. CP-OFDM and DFT-s-OFDM) were investigated to determine the worst case configuration. All modes of operation were investigated and the worst case configuration results are reported in this section.

| | | | |
|--|---|---------------------------|--|
| FCC ID: BCG-A3337 |  PART 27 MEASUREMENT REPORT | | Approved by: Technical Manager |
| Test Report S/N: 1C2503270033-03.BCG | Test Dates: 01/31/2025 - 07/21/2025 | EUT Type: Watch | Page 56 of 202 |

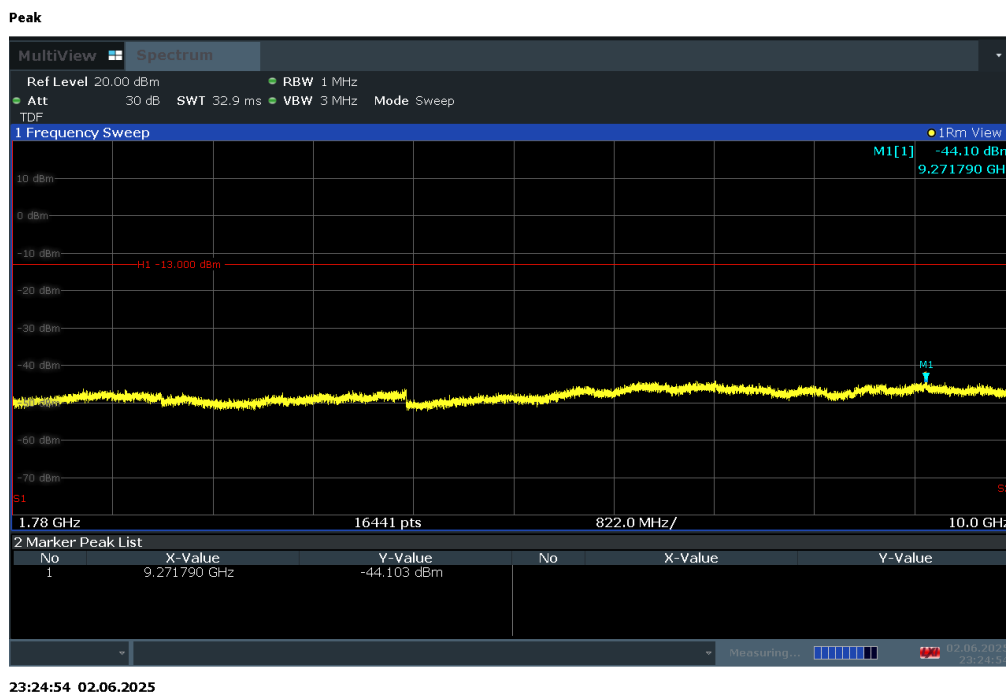
V2.2 09/07/2023

LTE Band 66/4




23:24:37 02.06.2025

Plot 7-77. Conducted Spurious Plot (LTE Band 66/4 - 20MHz QPSK - RB Size 1, RB Offset 50 - Low Channel)



23:24:54 02.06.2025

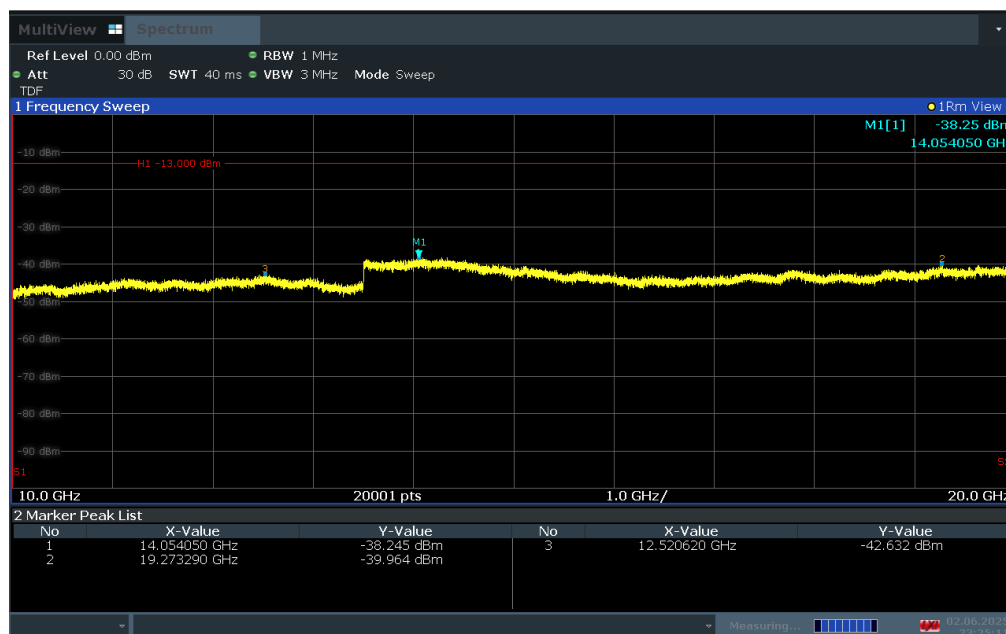
Plot 7-78. Conducted Spurious Plot (LTE Band 66/4 - 20MHz QPSK - RB Size 1, RB Offset 50 - Low Channel)

| | | | |
|---|---|--------------------|-----------------------------------|
| FCC ID: BCG-A3337 |  PART 27 MEASUREMENT REPORT | | Approved by: Technical Manager |
| Test Report S/N: 1C2503270033-03.BCG | Test Dates: 01/31/2025 - 07/21/2025 | EUT Type: Watch | Page 57 of 202 |

V2.2 09/07/2023

Unless otherwise specified, no part of this report may be reproduced or utilized in any part, form or by any means, electronic or mechanical, including photocopying and microfilm, without permission in writing from Element Materials Technology. If you have any questions about this or have an enquiry about obtaining additional rights to this report or assembly of contents thereof, please contact ct.info@element.com.

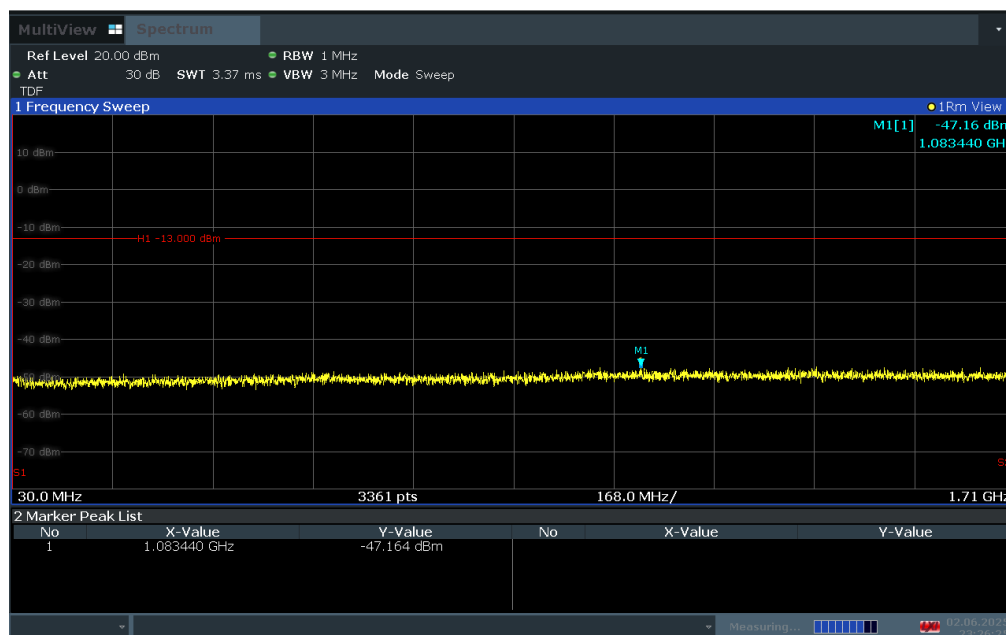
Peak



23:25:12 02.06.2025


Plot 7-79. Conducted Spurious Plot (LTE Band 66/4 - 20MHz QPSK - RB Size 1, RB Offset 50 - Low Channel)

Peak



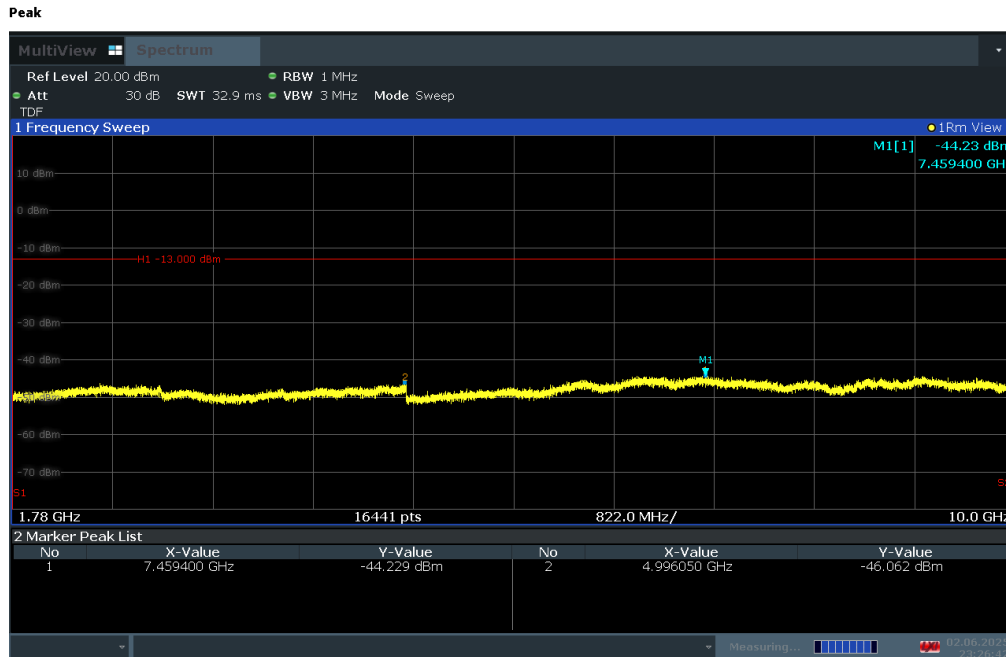
23:26:25 02.06.2025

Plot 7-80. Conducted Spurious Plot (LTE Band 66/4 - 20MHz QPSK - RB Size 1, RB Offset 50 - Mid Channel)

| | | | |
|---|---|--------------------|-----------------------------------|
| FCC ID: BCG-A3337 |  PART 27 MEASUREMENT REPORT | | Approved by: Technical Manager |
| Test Report S/N: 1C2503270033-03.BCG | Test Dates: 01/31/2025 - 07/21/2025 | EUT Type: Watch | Page 58 of 202 |

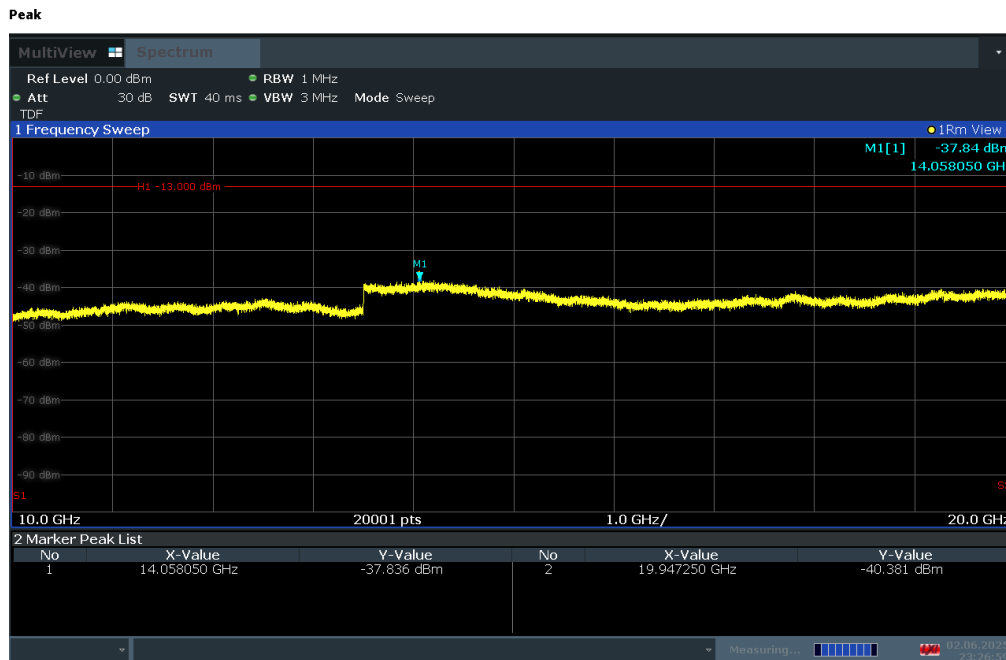
V2.2 09/07/2023

Unless otherwise specified, no part of this report may be reproduced or utilized in any part, form or by any means, electronic or mechanical, including photocopying and microfilm, without permission in writing from Element Materials Technology. If you have any questions about this or have an enquiry about obtaining additional rights to this report or assembly of contents thereof, please contact ct.info@element.com.




23:26:43 02.06.2025

Plot 7-81. Conducted Spurious Plot (LTE Band 66/4 - 20MHz QPSK - RB Size 1, RB Offset 50 - Mid Channel)



23:27:00 02.06.2025

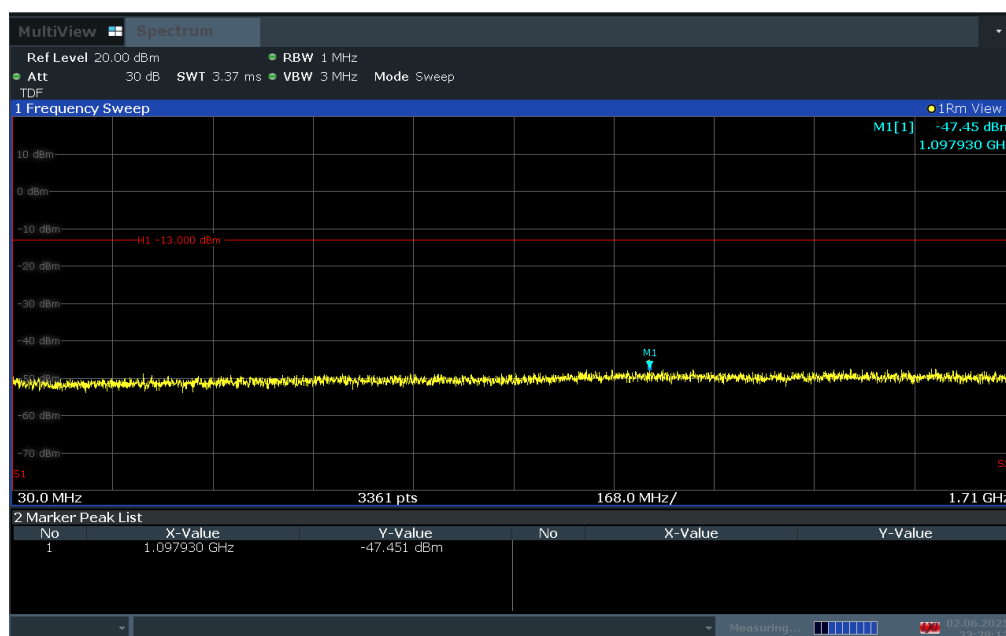
Plot 7-82. Conducted Spurious Plot (LTE Band 66/4 - 20MHz QPSK - RB Size 1, RB Offset 50 - Mid Channel)

| | | | |
|---|--|--------------------|-----------------------------------|
| FCC ID: BCG-A3337 |  PART 27 MEASUREMENT REPORT | | Approved by: Technical Manager |
| Test Report S/N: 1C2503270033-03.BCG | Test Dates: 01/31/2025 - 07/21/2025 | EUT Type: Watch | Page 59 of 202 |

V2.2 09/07/2023

Unless otherwise specified, no part of this report may be reproduced or utilized in any part, form or by any means, electronic or mechanical, including photocopying and microfilm, without permission in writing from Element Materials Technology. If you have any questions about this or have an enquiry about obtaining additional rights to this report or assembly of contents thereof, please contact ct.info@element.com.

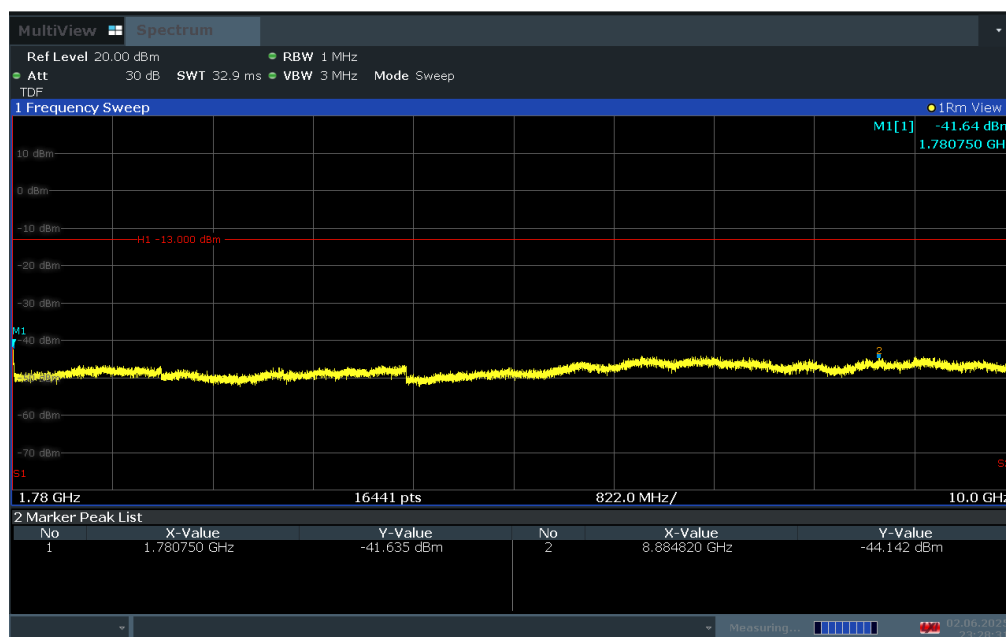
Peak



23:28:14 02.06.2025


Plot 7-83. Conducted Spurious Plot (LTE Band 66/4 - 20MHz QPSK - RB Size 1, RB Offset 50 - High Channel)

Peak



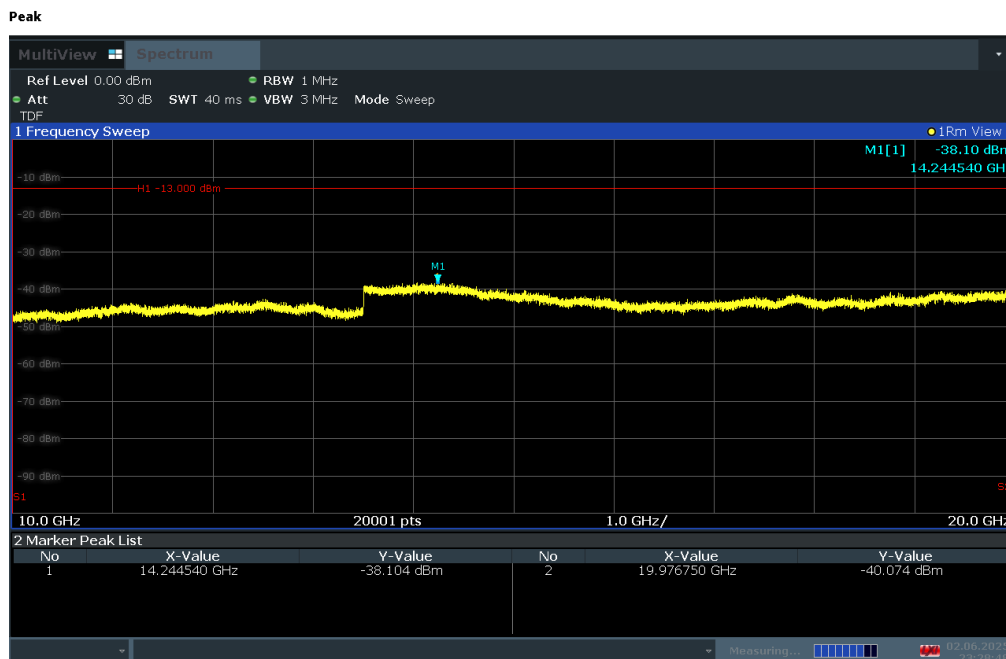
23:28:31 02.06.2025

Plot 7-84. Conducted Spurious Plot (LTE Band 66/4 - 20MHz QPSK - RB Size 1, RB Offset 50 - High Channel)

| | | | |
|---|--|--------------------|-----------------------------------|
| FCC ID: BCG-A3337 |  PART 27 MEASUREMENT REPORT | | Approved by: Technical Manager |
| Test Report S/N: 1C2503270033-03.BCG | Test Dates: 01/31/2025 - 07/21/2025 | EUT Type: Watch | Page 60 of 202 |


V2.2 09/07/2023

Unless otherwise specified, no part of this report may be reproduced or utilized in any part, form or by any means, electronic or mechanical, including photocopying and microfilm, without permission in writing from Element Materials Technology. If you have any questions about this or have an enquiry about obtaining additional rights to this report or assembly of contents thereof, please contact ct.info@element.com.



23:28:48 02.06.2025

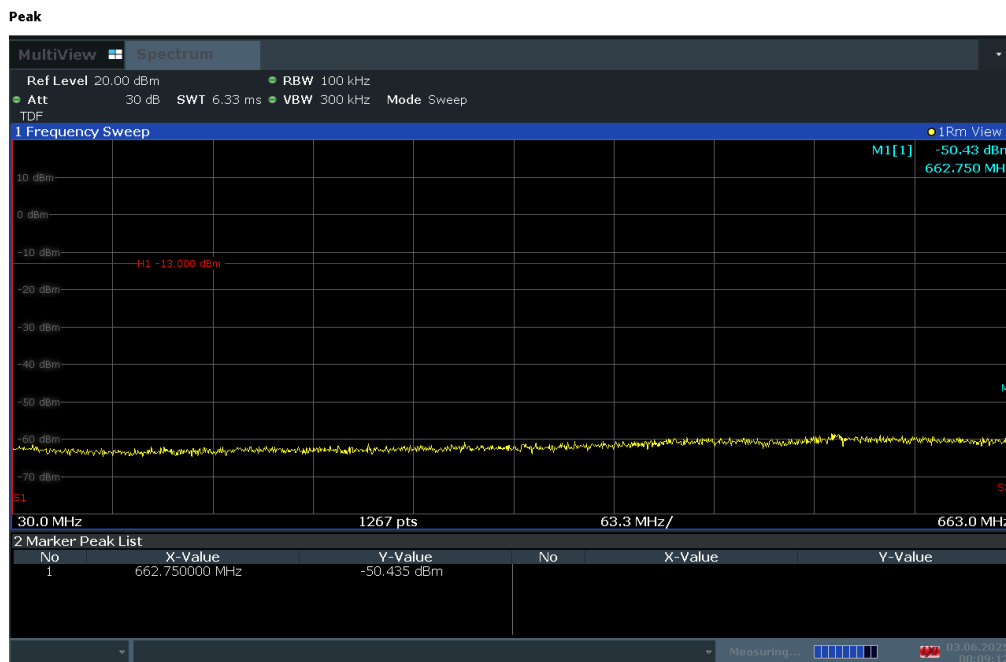
Plot 7-85. Conducted Spurious Plot (LTE Band 66/4 - 20MHz QPSK - RB Size 1, RB Offset 50 - High Channel)

| | | | |
|---|---|--------------------|-----------------------------------|
| FCC ID: BCG-A3337 |  PART 27 MEASUREMENT REPORT | | Approved by: Technical Manager |
| Test Report S/N: 1C2503270033-03.BCG | Test Dates: 01/31/2025 - 07/21/2025 | EUT Type: Watch | Page 61 of 202 |

V2.2 09/07/2023

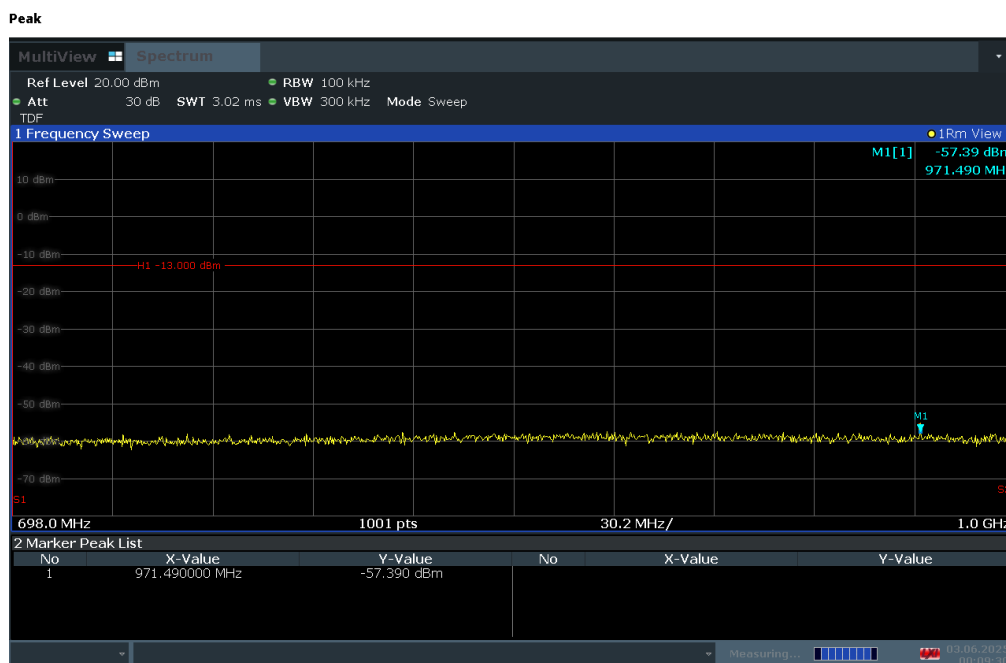
Unless otherwise specified, no part of this report may be reproduced or utilized in any part, form or by any means, electronic or mechanical, including photocopying and microfilm, without permission in writing from Element Materials Technology. If you have any questions about this or have an enquiry about obtaining additional rights to this report or assembly of contents thereof, please contact ct.info@element.com.

LTE Band 71




00:09:13 03.06.2025

Plot 7-86. Conducted Spurious Plot (LTE Band 71 - 20MHz QPSK - RB Size 1, RB Offset 50 - Low Channel)



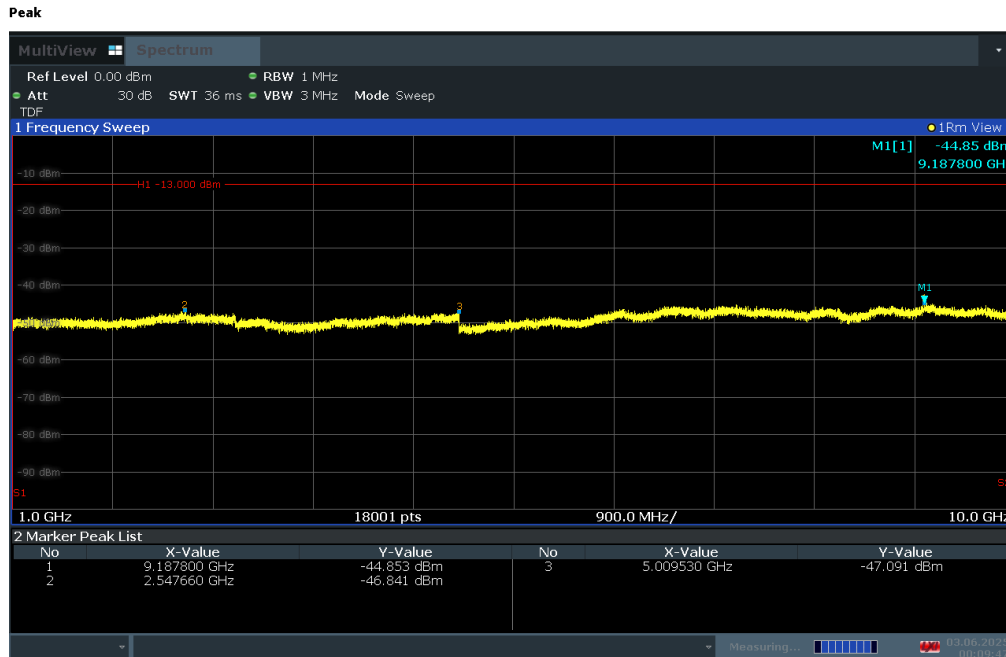
00:09:30 03.06.2025

Plot 7-87. Conducted Spurious Plot (LTE Band 71 - 20MHz QPSK - RB Size 1, RB Offset 50 - Low Channel)

| | | | |
|---|---|--------------------|-----------------------------------|
| FCC ID: BCG-A3337 |  PART 27 MEASUREMENT REPORT | | Approved by: Technical Manager |
| Test Report S/N: 1C2503270033-03.BCG | Test Dates: 01/31/2025 - 07/21/2025 | EUT Type: Watch | Page 62 of 202 |

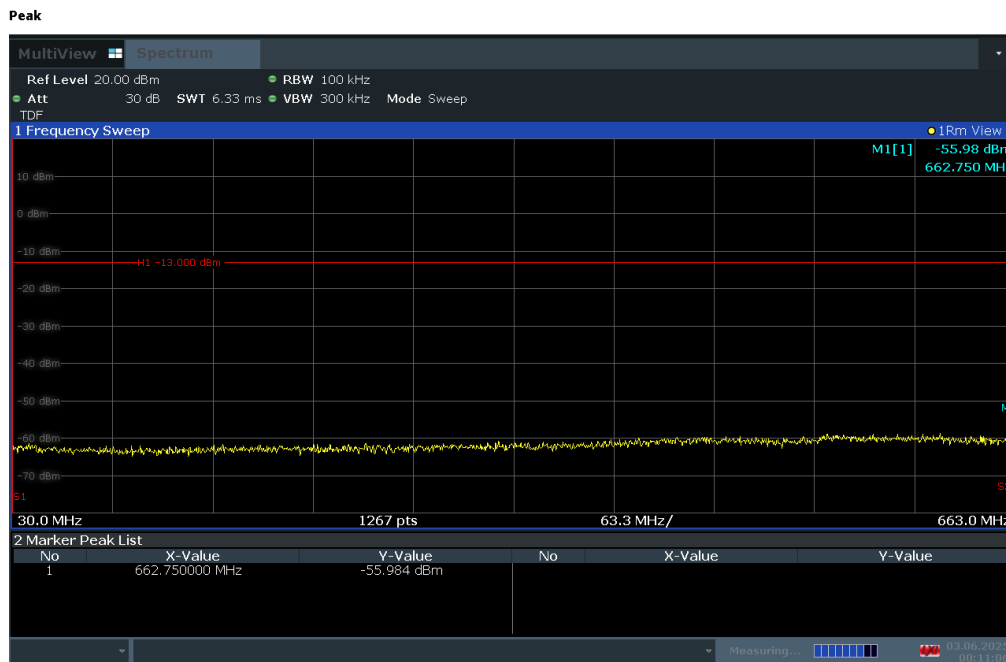
V2.2 09/07/2023

Unless otherwise specified, no part of this report may be reproduced or utilized in any part, form or by any means, electronic or mechanical, including photocopying and microfilm, without permission in writing from Element Materials Technology. If you have any questions about this or have an enquiry about obtaining additional rights to this report or assembly of contents thereof, please contact ct.info@element.com.




00:09:47 03.06.2025

Plot 7-88. Conducted Spurious Plot (LTE Band 71 - 20MHz QPSK - RB Size 1, RB Offset 50 - Low Channel)



00:11:06 03.06.2025

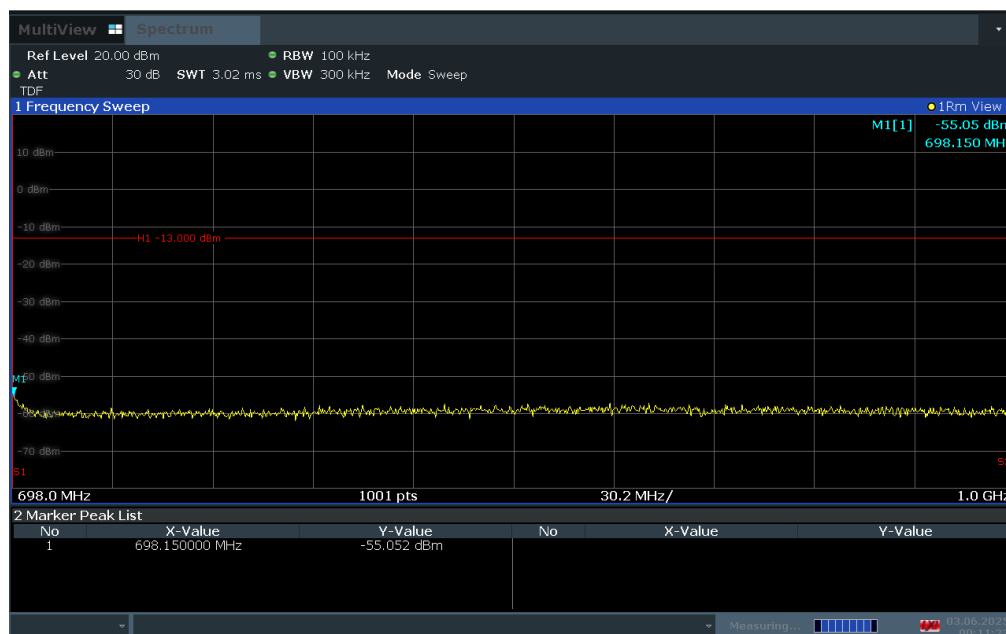
Plot 7-89. Conducted Spurious Plot (LTE Band 71 - 20MHz QPSK - RB Size 1, RB Offset 50 - Mid Channel)

| | | | |
|---|---|--------------------|-----------------------------------|
| FCC ID: BCG-A3337 |  PART 27 MEASUREMENT REPORT | | Approved by: Technical Manager |
| Test Report S/N: 1C2503270033-03.BCG | Test Dates: 01/31/2025 - 07/21/2025 | EUT Type: Watch | Page 63 of 202 |

V2.2 09/07/2023

Unless otherwise specified, no part of this report may be reproduced or utilized in any part, form or by any means, electronic or mechanical, including photocopying and microfilm, without permission in writing from Element Materials Technology. If you have any questions about this or have an enquiry about obtaining additional rights to this report or assembly of contents thereof, please contact ct.info@element.com.

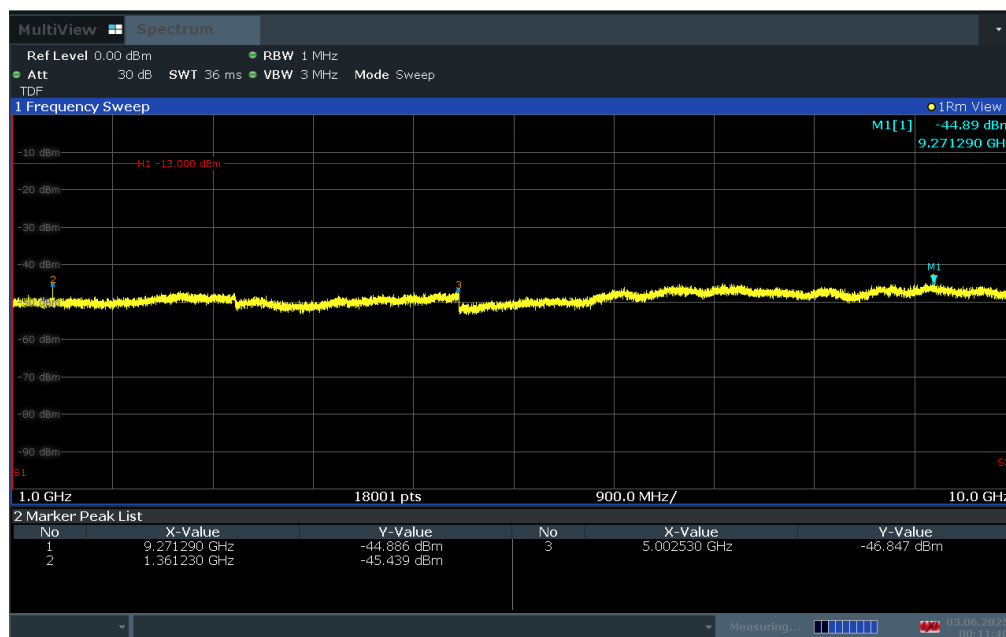
Peak



00:11:23 03.06.2025


Plot 7-90. Conducted Spurious Plot (LTE Band 71 - 20MHz QPSK - RB Size 1, RB Offset 50 - Mid Channel)

Peak



00:11:41 03.06.2025

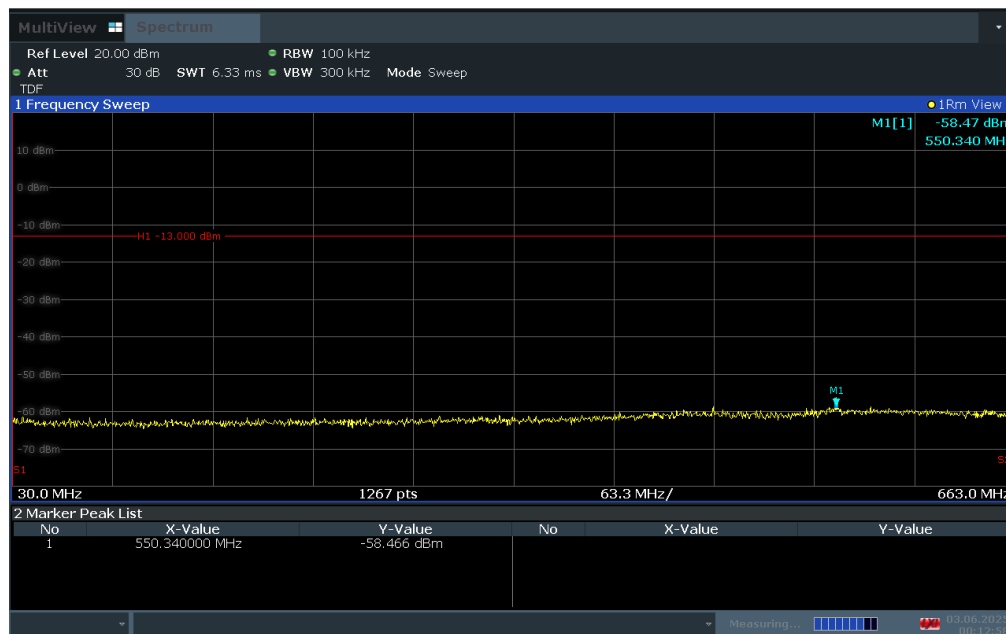
Plot 7-91. Conducted Spurious Plot (LTE Band 71 - 20MHz QPSK - RB Size 1, RB Offset 50 - Mid Channel)

| | | | |
|---|---|--------------------|-----------------------------------|
| FCC ID: BCG-A3337 |  PART 27 MEASUREMENT REPORT | | Approved by: Technical Manager |
| Test Report S/N: 1C2503270033-03.BCG | Test Dates: 01/31/2025 - 07/21/2025 | EUT Type: Watch | Page 64 of 202 |

V2.2 09/07/2023

Unless otherwise specified, no part of this report may be reproduced or utilized in any part, form or by any means, electronic or mechanical, including photocopying and microfilm, without permission in writing from Element Materials Technology. If you have any questions about this or have an enquiry about obtaining additional rights to this report or assembly of contents thereof, please contact ct.info@element.com.

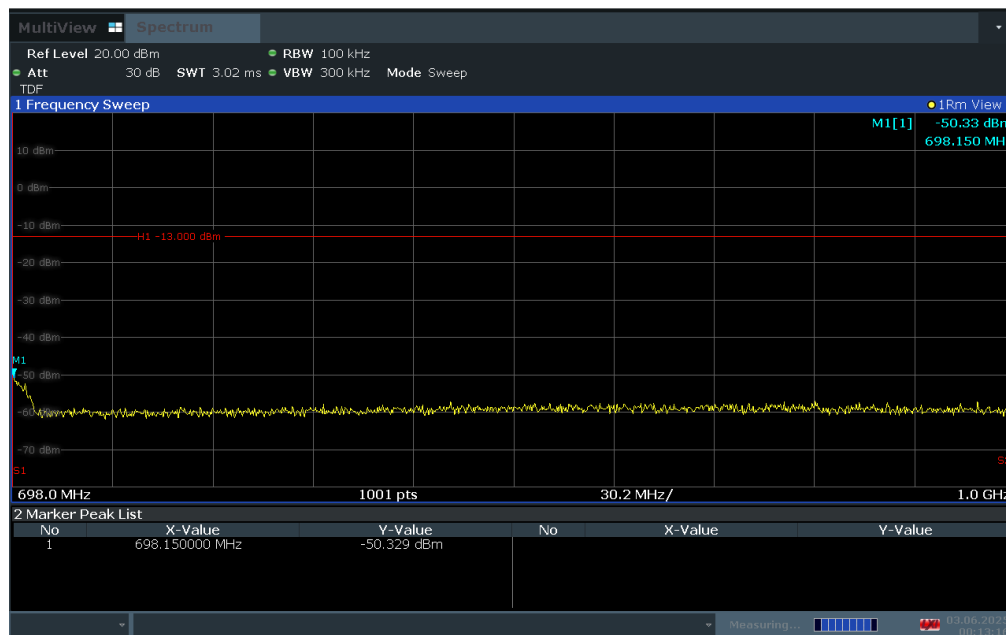
Peak



00:12:59 03.06.2025


Plot 7-92. Conducted Spurious Plot (LTE Band 71 - 20MHz QPSK - RB Size 1, RB Offset 50 - High Channel)

Peak



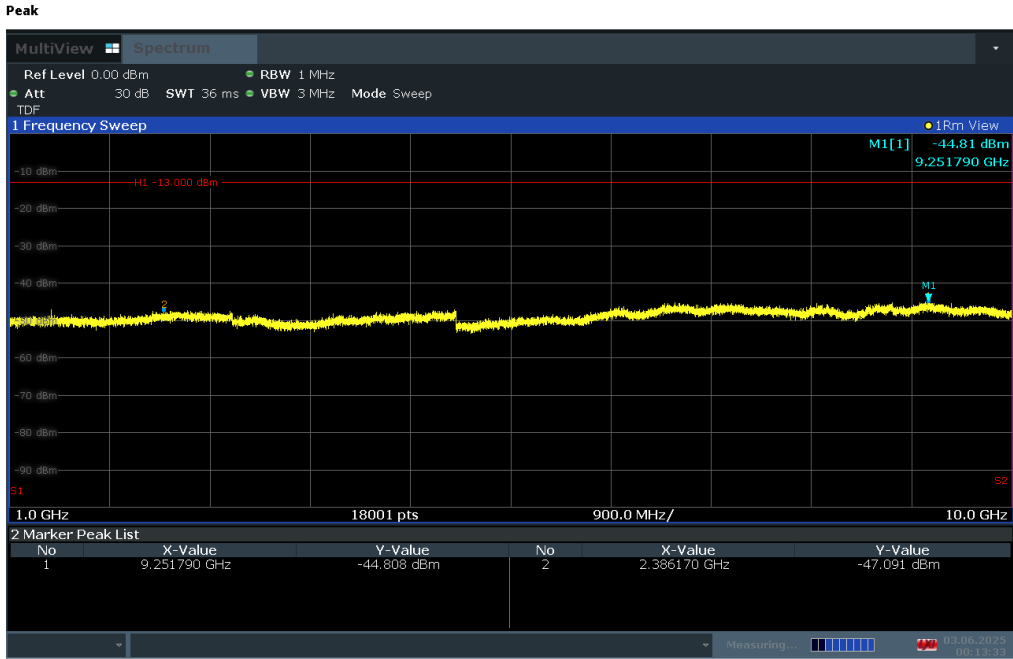
00:13:17 03.06.2025

Plot 7-93. Conducted Spurious Plot (LTE Band 71 - 20MHz QPSK - RB Size 1, RB Offset 50 - High Channel)

| | | | |
|---|---|--------------------|-----------------------------------|
| FCC ID: BCG-A3337 |  PART 27 MEASUREMENT REPORT | | Approved by: Technical Manager |
| Test Report S/N: 1C2503270033-03.BCG | Test Dates: 01/31/2025 - 07/21/2025 | EUT Type: Watch | Page 65 of 202 |

V2.2 09/07/2023

Unless otherwise specified, no part of this report may be reproduced or utilized in any part, form or by any means, electronic or mechanical, including photocopying and microfilm, without permission in writing from Element Materials Technology. If you have any questions about this or have an enquiry about obtaining additional rights to this report or assembly of contents thereof, please contact ct.info@element.com.



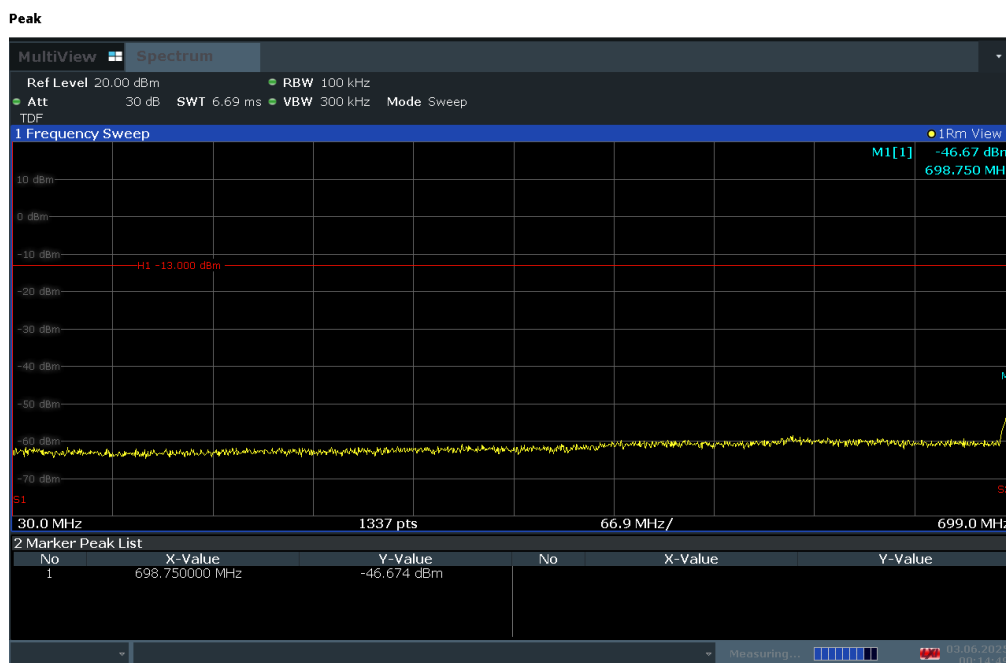
00:13:34 03.06.2025

Plot 7-94. Conducted Spurious Plot (LTE Band 71 - 20MHz QPSK - RB Size 1, RB Offset 50 - High Channel)

| | | | |
|---|--|--------------------|-----------------------------------|
| FCC ID: BCG-A3337 | element PART 27 MEASUREMENT REPORT | | Approved by: Technical Manager |
| Test Report S/N: 1C2503270033-03.BCG | Test Dates: 01/31/2025 - 07/21/2025 | EUT Type: Watch | Page 66 of 202 |

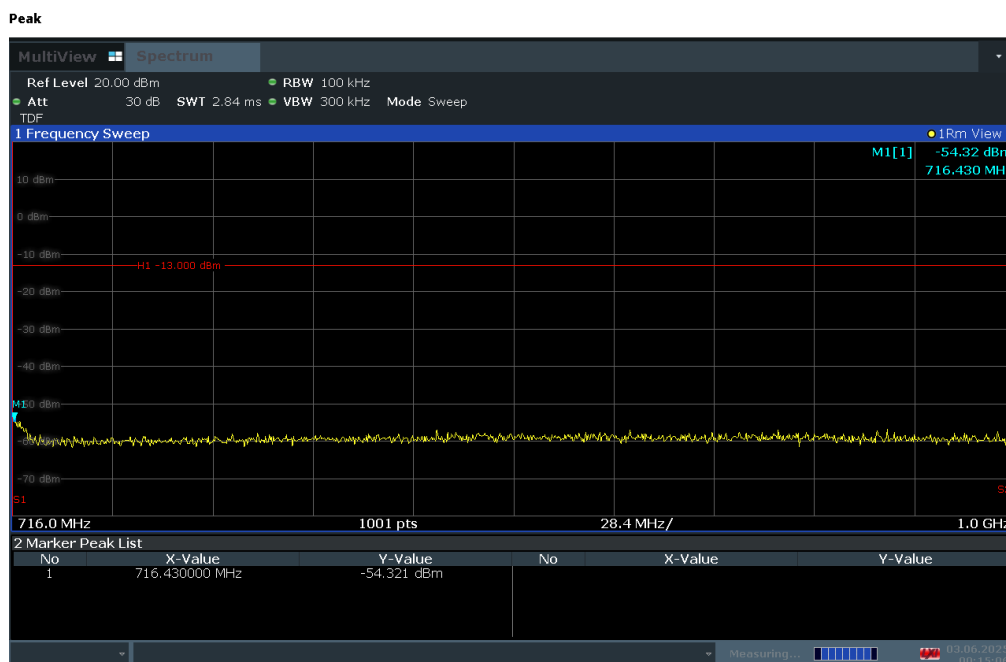
V2.2 09/07/2023

LTE Band 12/17




00:14:50 03.06.2025

Plot 7-95. Conducted Spurious Plot (LTE Band 12/17 - 10MHz QPSK - RB Size 1, RB Offset 25 - Low Channel)



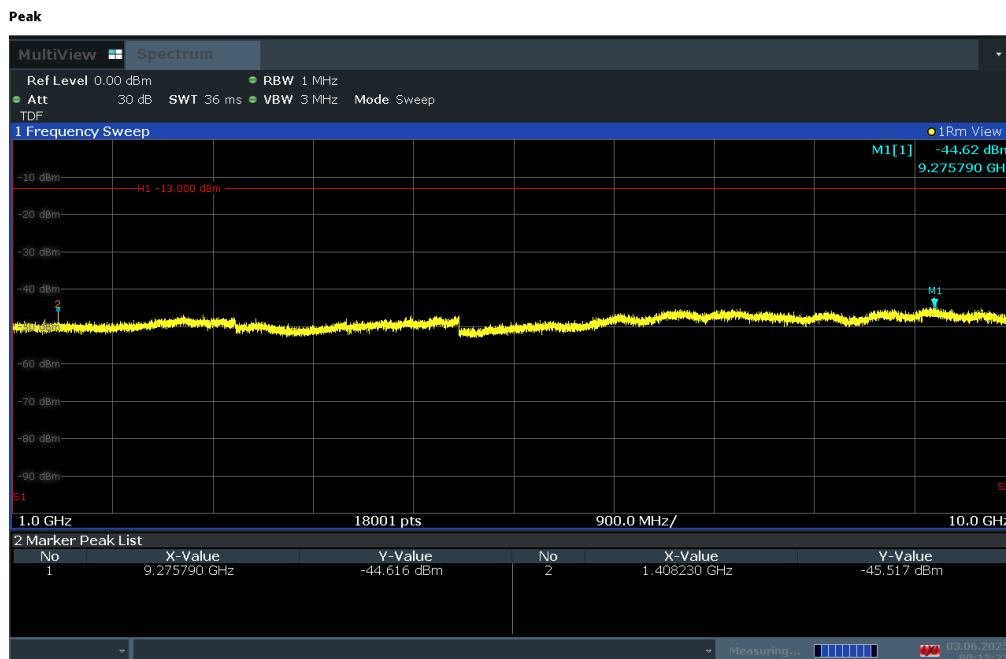
00:15:07 03.06.2025

Plot 7-96. Conducted Spurious Plot (LTE Band 12/17 - 10MHz QPSK - RB Size 1, RB Offset 25 - Low Channel)

| | | | |
|---|---|--------------------|-----------------------------------|
| FCC ID: BCG-A3337 |  PART 27 MEASUREMENT REPORT | | Approved by: Technical Manager |
| Test Report S/N: 1C2503270033-03.BCG | Test Dates: 01/31/2025 - 07/21/2025 | EUT Type: Watch | Page 67 of 202 |

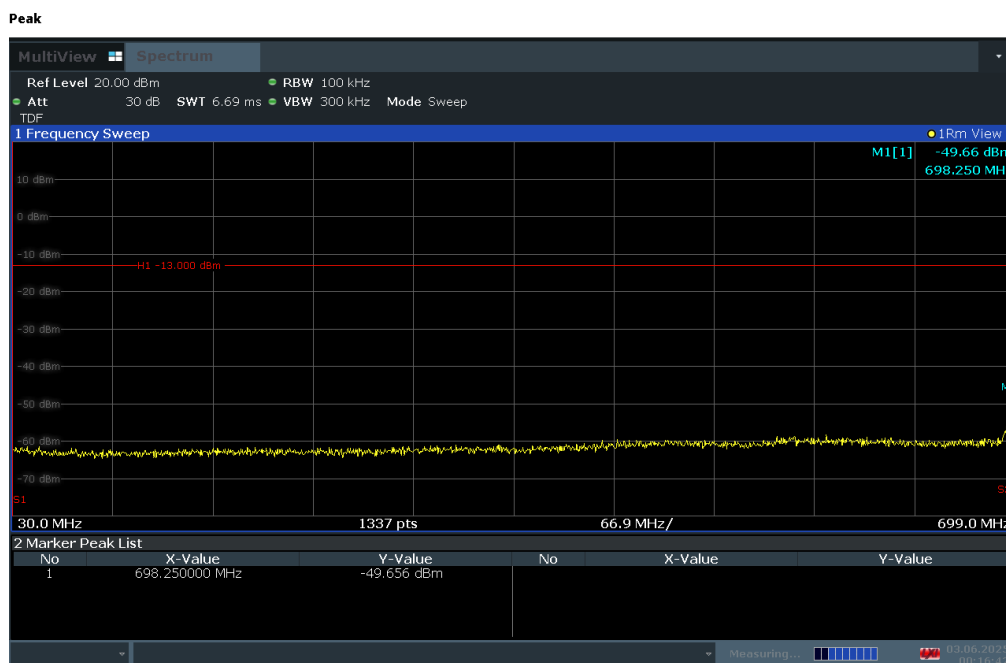
V2.2 09/07/2023

Unless otherwise specified, no part of this report may be reproduced or utilized in any part, form or by any means, electronic or mechanical, including photocopying and microfilm, without permission in writing from Element Materials Technology. If you have any questions about this or have an enquiry about obtaining additional rights to this report or assembly of contents thereof, please contact ct.info@element.com.




00:15:24 03.06.2025

Plot 7-97. Conducted Spurious Plot (LTE Band 12/17 - 10MHz QPSK - RB Size 1, RB Offset 25 - Low Channel)



00:16:42 03.06.2025

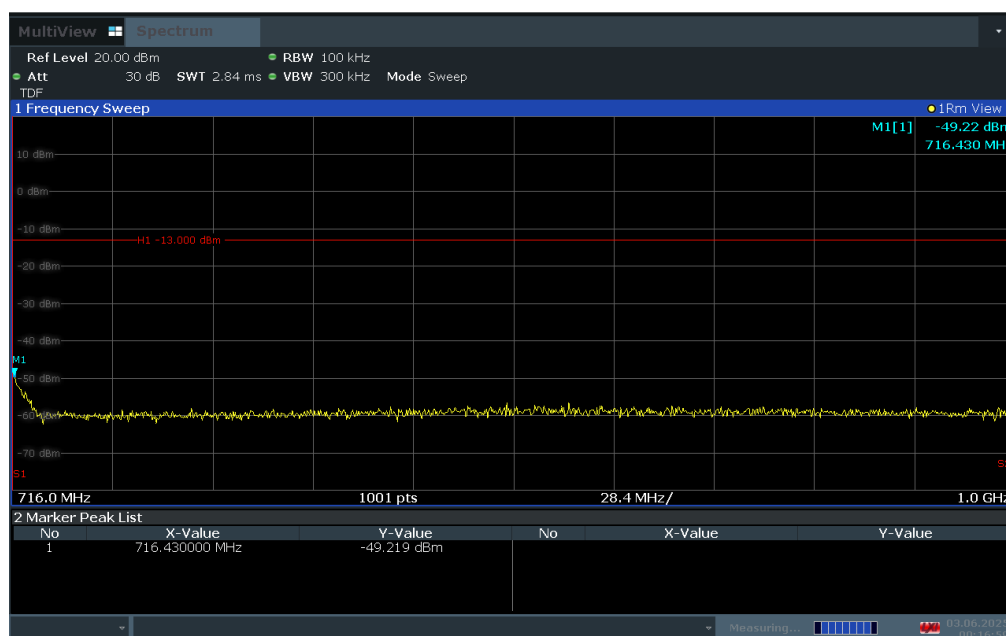
Plot 7-98. Conducted Spurious Plot (LTE Band 12/17 - 10MHz QPSK - RB Size 1, RB Offset 25 - Mid Channel)

| | | | |
|---|---|--------------------|-----------------------------------|
| FCC ID: BCG-A3337 |  PART 27 MEASUREMENT REPORT | | Approved by: Technical Manager |
| Test Report S/N: 1C2503270033-03.BCG | Test Dates: 01/31/2025 - 07/21/2025 | EUT Type: Watch | Page 68 of 202 |

V2.2 09/07/2023

Unless otherwise specified, no part of this report may be reproduced or utilized in any part, form or by any means, electronic or mechanical, including photocopying and microfilm, without permission in writing from Element Materials Technology. If you have any questions about this or have an enquiry about obtaining additional rights to this report or assembly of contents thereof, please contact ct.info@element.com.

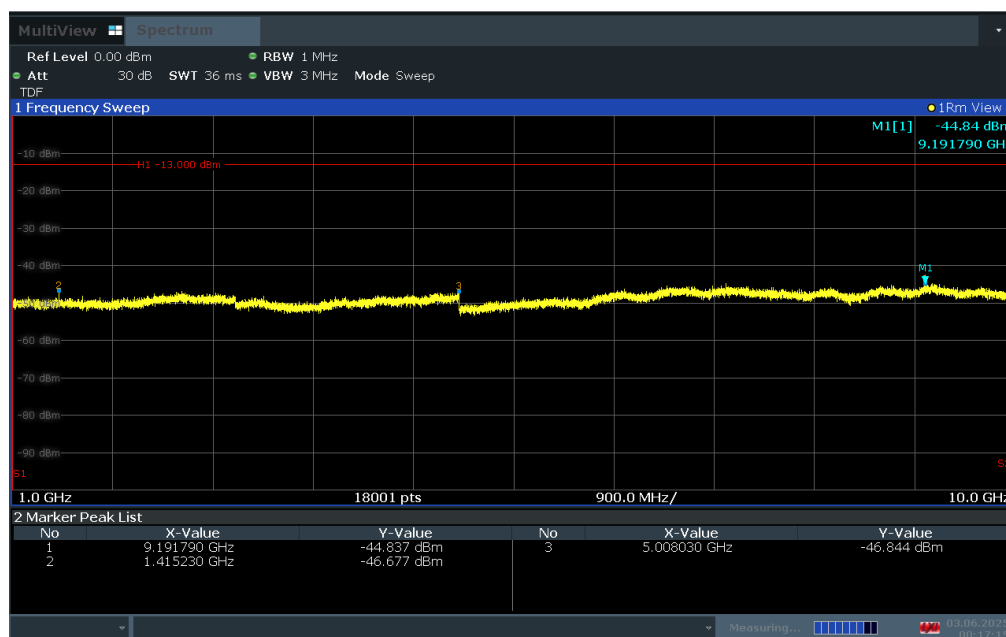
Peak



00:16:59 03.06.2025


Plot 7-99. Conducted Spurious Plot (LTE Band 12/17 - 10MHz QPSK - RB Size 1, RB Offset 25 - Mid Channel)

Peak



00:17:16 03.06.2025

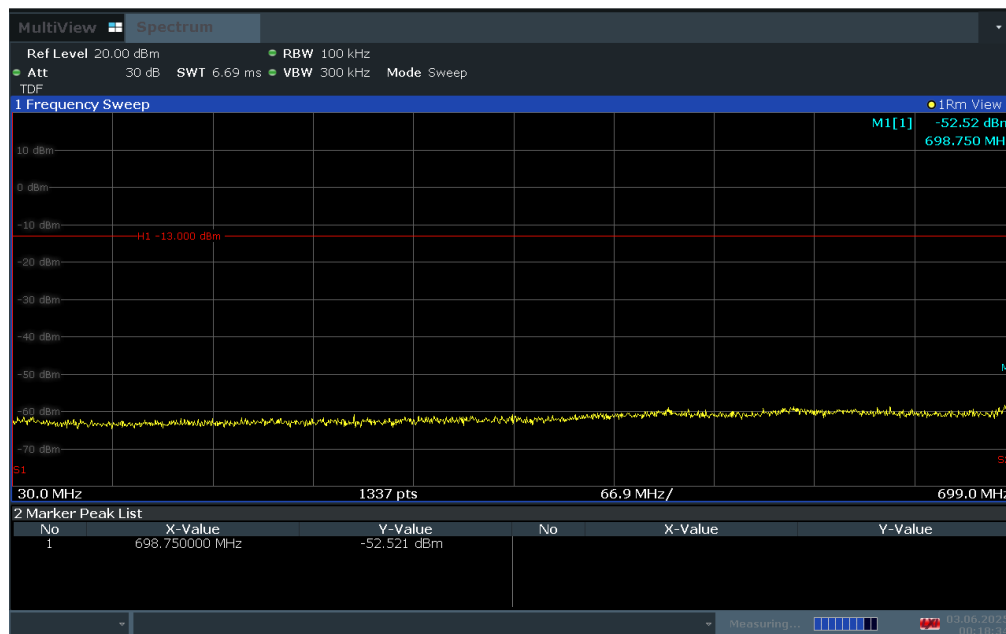
Plot 7-100. Conducted Spurious Plot (LTE Band 12/17 - 10MHz QPSK - RB Size 1, RB Offset 25 - Mid Channel)

| | | | |
|---|---|--------------------|-----------------------------------|
| FCC ID: BCG-A3337 |  PART 27 MEASUREMENT REPORT | | Approved by: Technical Manager |
| Test Report S/N: 1C2503270033-03.BCG | Test Dates: 01/31/2025 - 07/21/2025 | EUT Type: Watch | Page 69 of 202 |

V2.2 09/07/2023

Unless otherwise specified, no part of this report may be reproduced or utilized in any part, form or by any means, electronic or mechanical, including photocopying and microfilm, without permission in writing from Element Materials Technology. If you have any questions about this or have an enquiry about obtaining additional rights to this report or assembly of contents thereof, please contact ct.info@element.com.

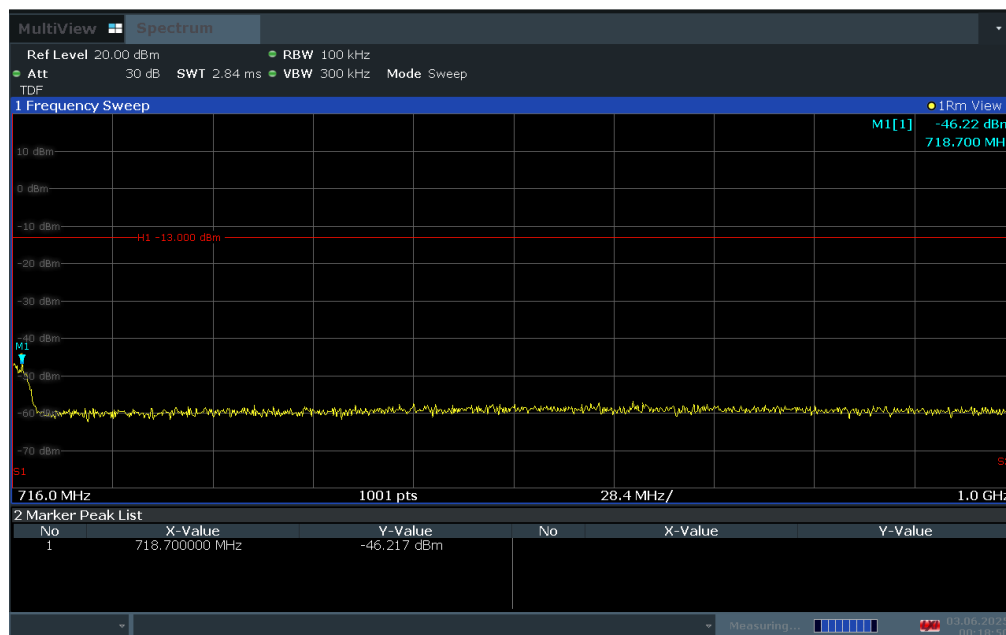
Peak



00:18:34 03.06.2025


Plot 7-101. Conducted Spurious Plot (LTE Band 12/17 - 10MHz QPSK - RB Size 1, RB Offset 25 - High Channel)

Peak



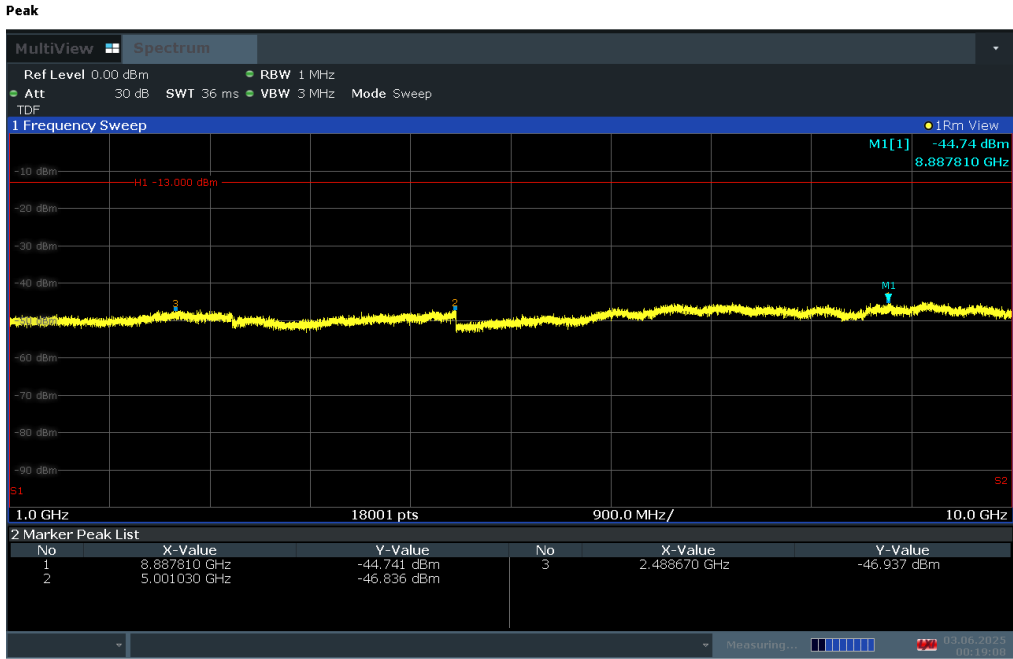
00:18:51 03.06.2025

Plot 7-102. Conducted Spurious Plot (LTE Band 12/17 - 10MHz QPSK - RB Size 1, RB Offset 25 - High Channel)

| | | | |
|---|---|--------------------|-----------------------------------|
| FCC ID: BCG-A3337 |  PART 27 MEASUREMENT REPORT | | Approved by: Technical Manager |
| Test Report S/N: 1C2503270033-03.BCG | Test Dates: 01/31/2025 - 07/21/2025 | EUT Type: Watch | Page 70 of 202 |


V2.2 09/07/2023

Unless otherwise specified, no part of this report may be reproduced or utilized in any part, form or by any means, electronic or mechanical, including photocopying and microfilm, without permission in writing from Element Materials Technology. If you have any questions about this or have an enquiry about obtaining additional rights to this report or assembly of contents thereof, please contact ct.info@element.com.



00:19:08 03.06.2025

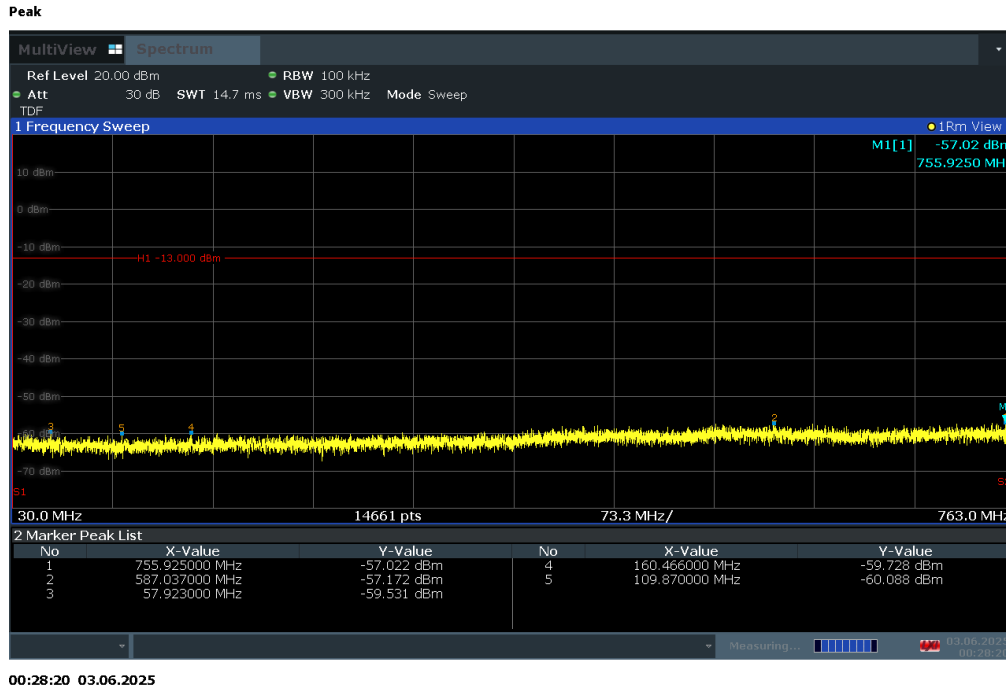
Plot 7-103. Conducted Spurious Plot (LTE Band 12/17 - 10MHz QPSK - RB Size 1, RB Offset 25 - High Channel)

| | | |
|---|--|-----------------------------------|
| FCC ID: BCG-A3337 |  PART 27 MEASUREMENT REPORT | Approved by: Technical Manager |
| Test Report S/N: 1C2503270033-03.BCG | Test Dates: 01/31/2025 - 07/21/2025 | EUT Type: Watch |
| | | Page 71 of 202 |

V2.2 09/07/2023

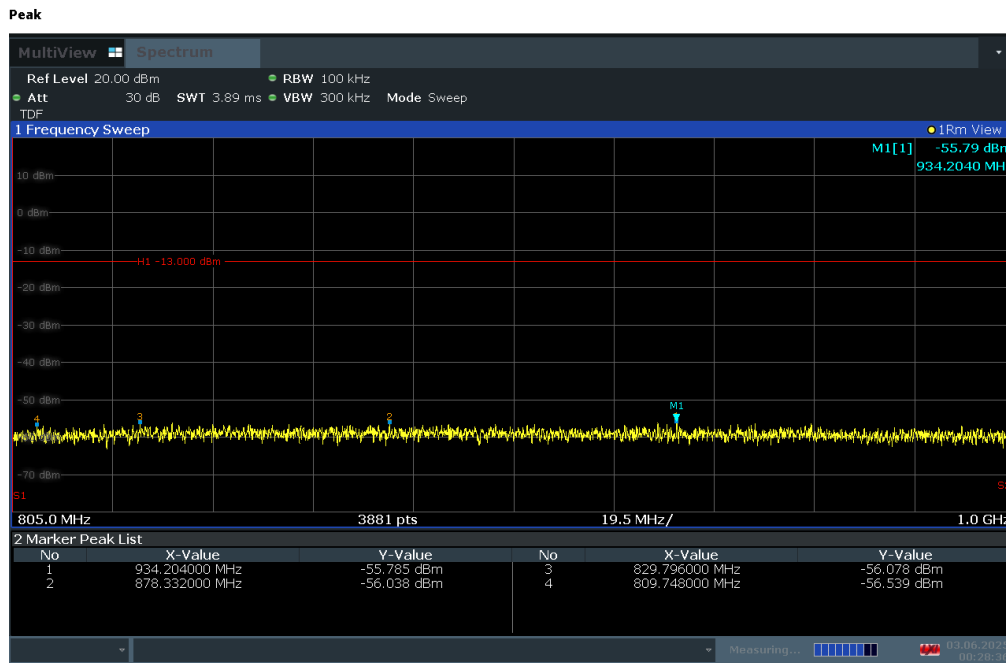
Unless otherwise specified, no part of this report may be reproduced or utilized in any part, form or by any means, electronic or mechanical, including photocopying and microfilm, without permission in writing from Element Materials Technology. If you have any questions about this or have an enquiry about obtaining additional rights to this report or assembly of contents thereof, please contact ct.info@element.com.

LTE Band 13




00:28:20 03.06.2025

Plot 7-104. Conducted Spurious Plot (LTE Band 13 - 10MHz QPSK - RB Size 1, RB Offset 25)



00:28:37 03.06.2025

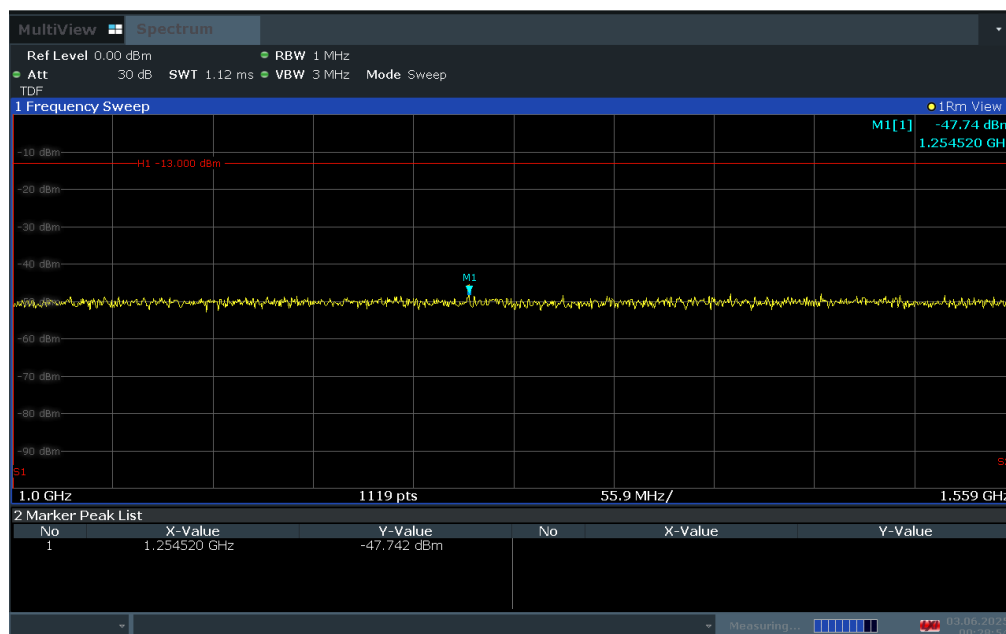
Plot 7-105. Conducted Spurious Plot (LTE Band 13 - 10MHz QPSK - RB Size 1, RB Offset 25)

| | | | |
|---|--|--------------------|-----------------------------------|
| FCC ID: BCG-A3337 |  PART 27 MEASUREMENT REPORT | | Approved by: Technical Manager |
| Test Report S/N: 1C2503270033-03.BCG | Test Dates: 01/31/2025 - 07/21/2025 | EUT Type: Watch | Page 72 of 202 |

V2.2 09/07/2023

Unless otherwise specified, no part of this report may be reproduced or utilized in any part, form or by any means, electronic or mechanical, including photocopying and microfilm, without permission in writing from Element Materials Technology. If you have any questions about this or have an enquiry about obtaining additional rights to this report or assembly of contents thereof, please contact ct.info@element.com.

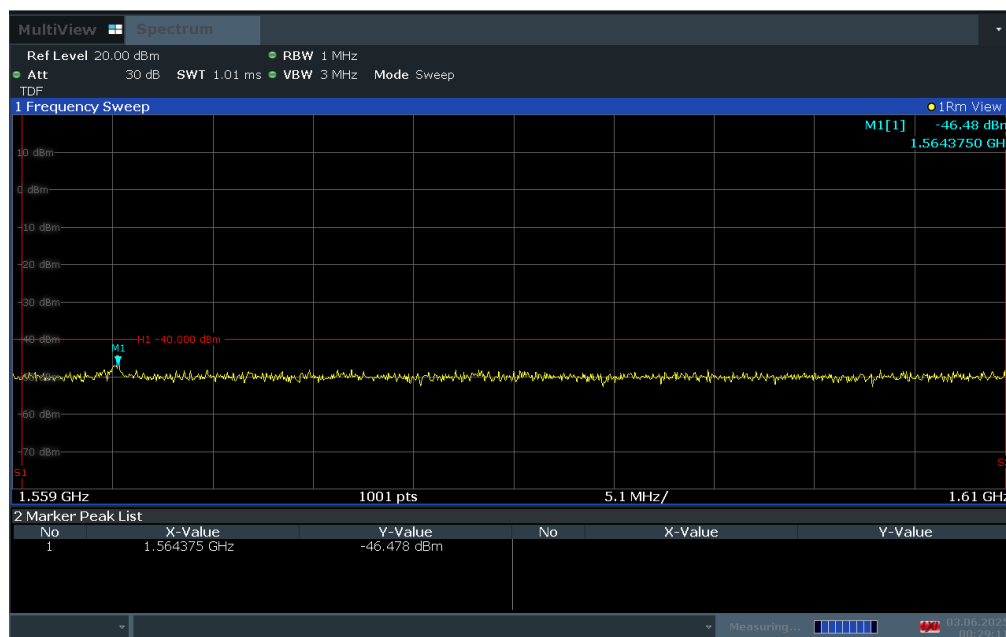
Peak



00:28:54 03.06.2025


Plot 7-106. Conducted Spurious Plot (LTE Band 13 - 10MHz QPSK - RB Size 1, RB Offset 25)

Peak



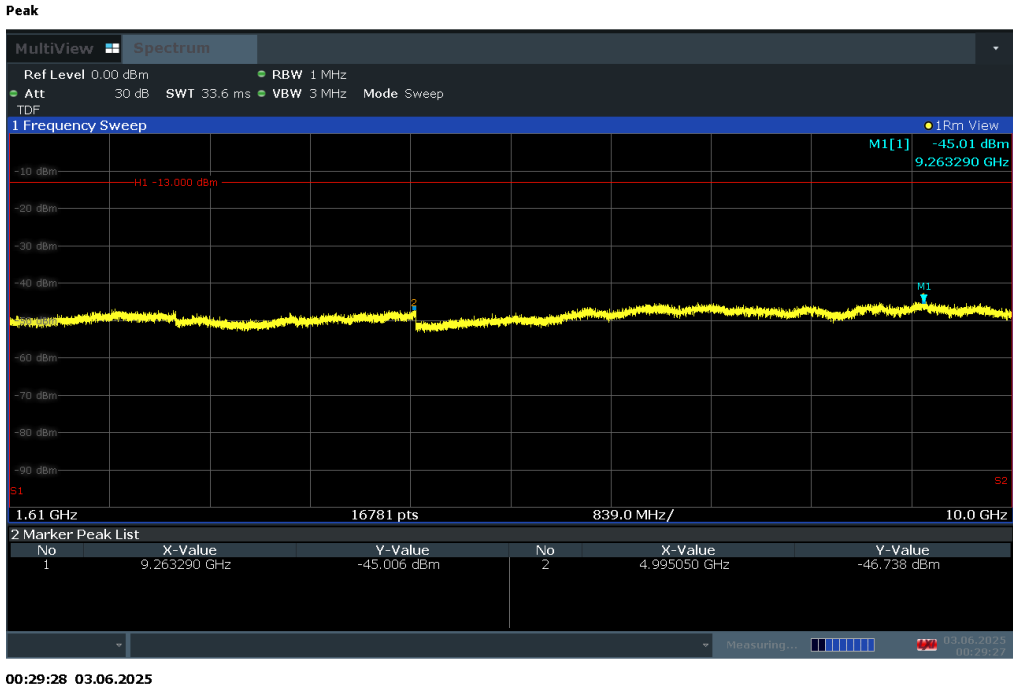
00:29:11 03.06.2025

Plot 7-107. Conducted Spurious Plot (LTE Band 13 - 10MHz QPSK - RB Size 1, RB Offset 25)

| | | | |
|---|--|--------------------|-----------------------------------|
| FCC ID: BCG-A3337 |  PART 27 MEASUREMENT REPORT | | Approved by: Technical Manager |
| Test Report S/N: 1C2503270033-03.BCG | Test Dates: 01/31/2025 - 07/21/2025 | EUT Type: Watch | Page 73 of 202 |

V2.2 09/07/2023

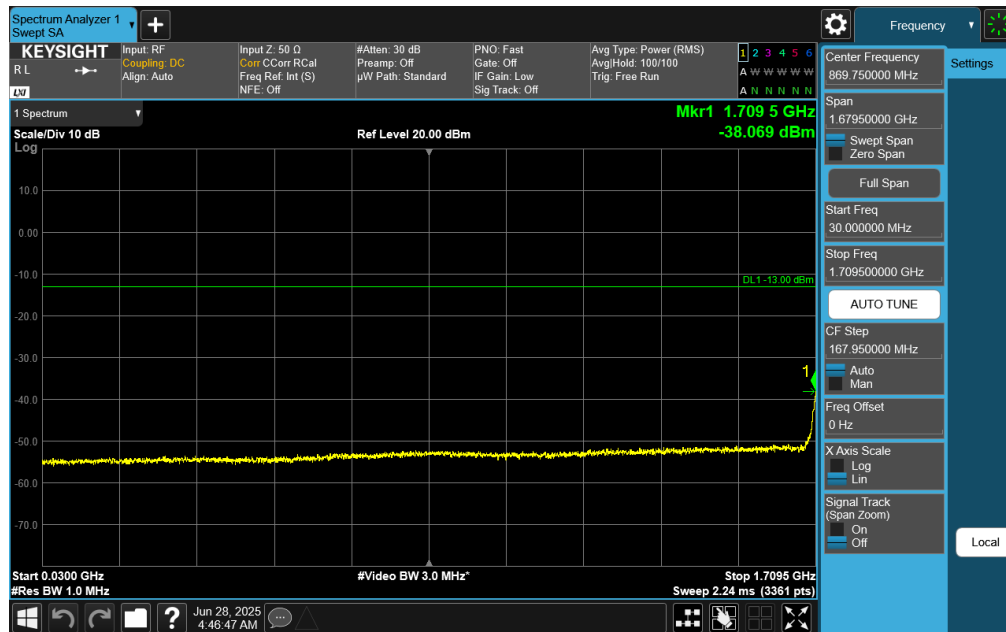
Unless otherwise specified, no part of this report may be reproduced or utilized in any part, form or by any means, electronic or mechanical, including photocopying and microfilm, without permission in writing from Element Materials Technology. If you have any questions about this or have an enquiry about obtaining additional rights to this report or assembly of contents thereof, please contact ct.info@element.com.



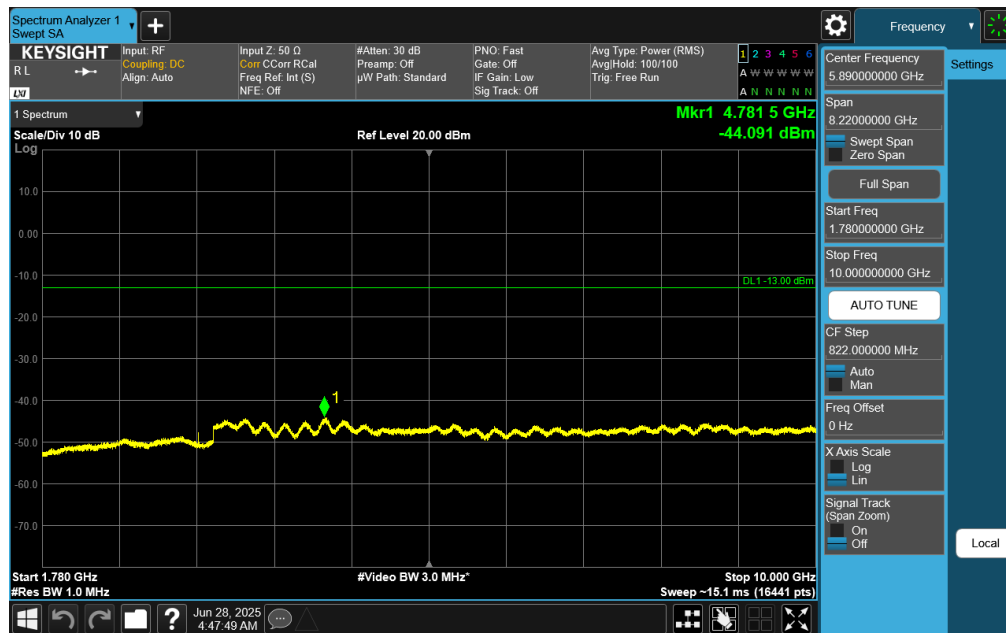
Plot 7-108. Conducted Spurious Plot (LTE Band 13 - 10MHz QPSK - RB Size 1, RB Offset 25)

| | | | |
|---|--|--------------------|-----------------------------------|
| FCC ID: BCG-A3337 | element PART 27 MEASUREMENT REPORT | | Approved by: Technical Manager |
| Test Report S/N: 1C2503270033-03.BCG | Test Dates: 01/31/2025 - 07/21/2025 | EUT Type: Watch | Page 74 of 202 |


NR Band n66



Plot 7-109. Conducted Spurious Plot (NR Band n66 - 20.0MHz DFT-s-OFDM QPSK - RB Size 1, RB Offset 50 - Low Channel)

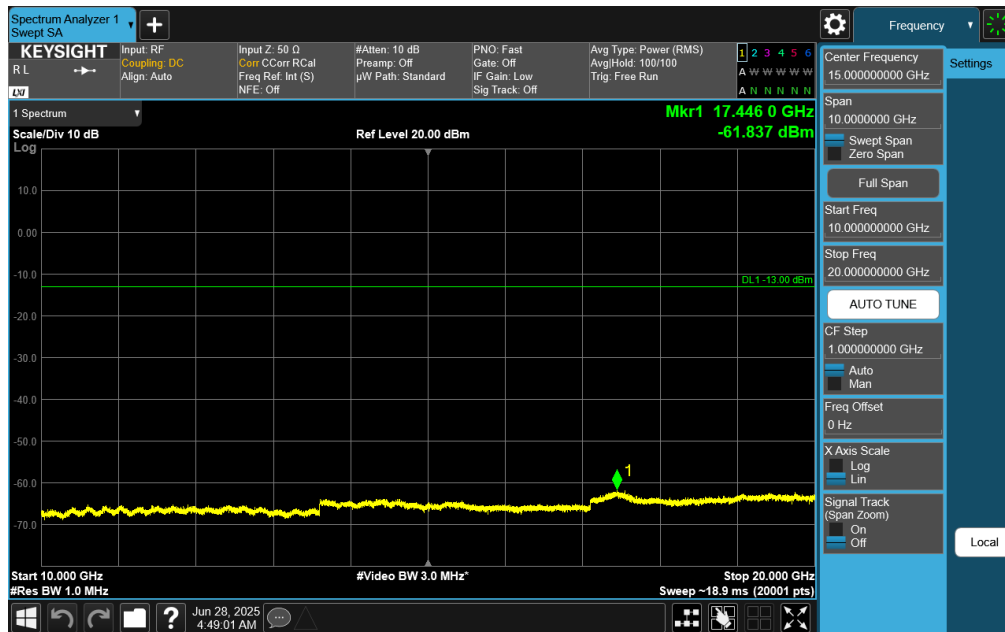


Plot 7-110. Conducted Spurious Plot (NR Band n66 - 20.0MHz DFT-s-OFDM QPSK - RB Size 1, RB Offset 50 - Low Channel)

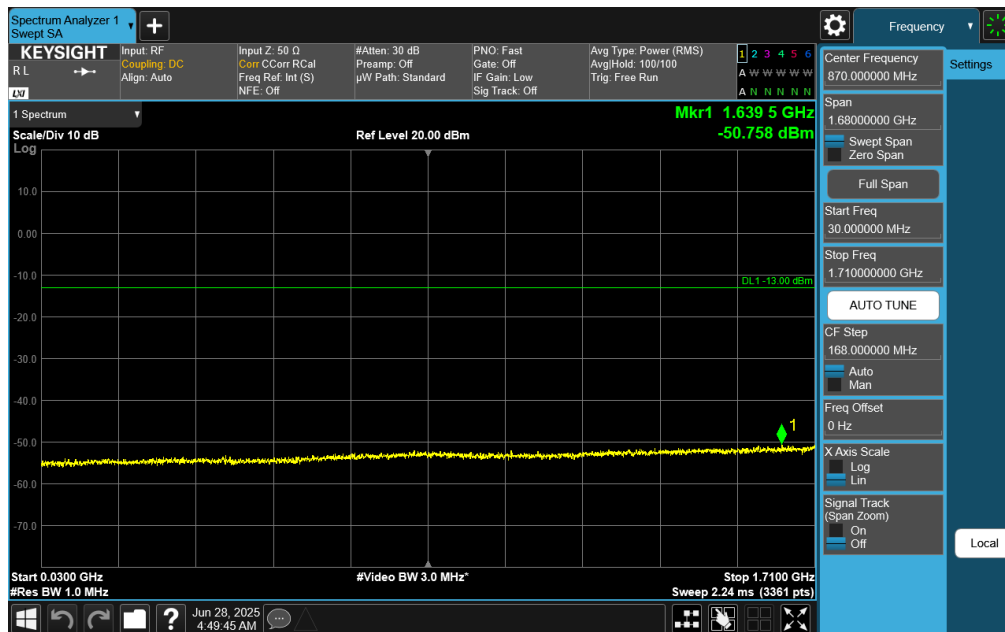
| | | | |
|---|---|--------------------|-----------------------------------|
| FCC ID: BCG-A3337 |  PART 27 MEASUREMENT REPORT | | Approved by: Technical Manager |
| Test Report S/N: 1C2503270033-03.BCG | Test Dates: 01/31/2025 - 07/21/2025 | EUT Type: Watch | Page 75 of 202 |

V2.2 09/07/2023

Unless otherwise specified, no part of this report may be reproduced or utilized in any part, form or by any means, electronic or mechanical, including photocopying and microfilm, without permission in writing from Element Materials Technology. If you have any questions about this or have an enquiry about obtaining additional rights to this report or assembly of contents thereof, please contact ct.info@element.com.



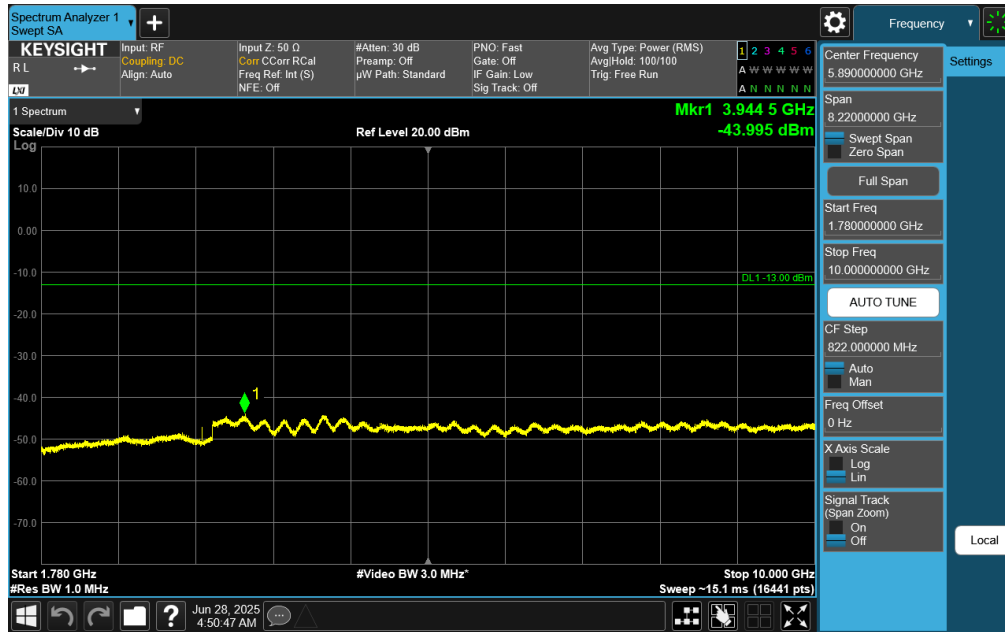
Plot 7-111. Conducted Spurious Plot (NR Band n66 - 20.0MHz DFT-s-OFDM QPSK - RB Size 1, RB Offset 50 - Low Channel)



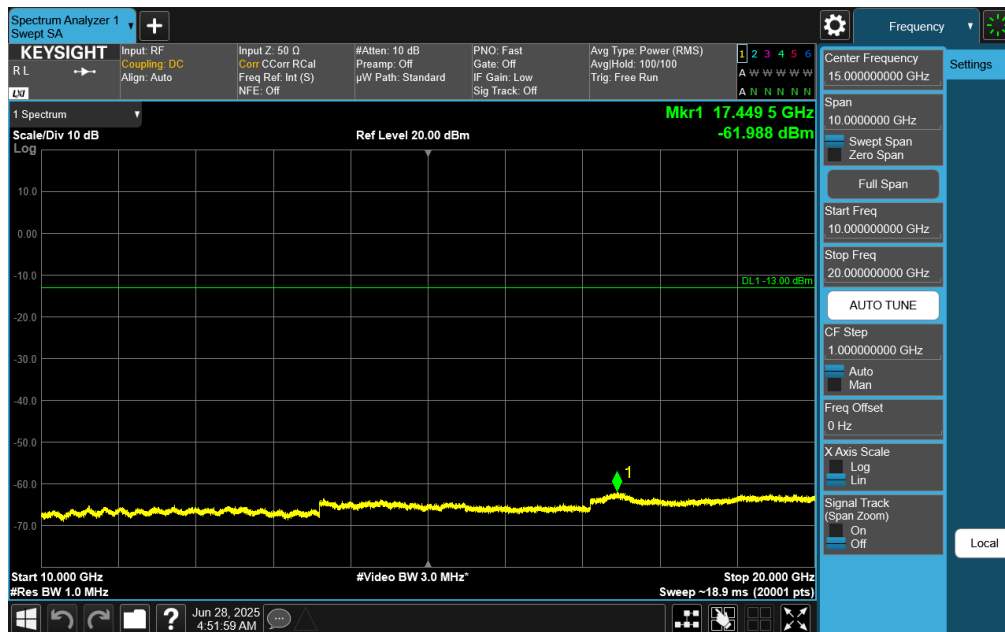
Plot 7-112. Conducted Spurious Plot (NR Band n66 - 20.0MHz DFT-s-OFDM QPSK - RB Size 1, RB Offset 50 - Mid Channel)

| | | | |
|---|--|--------------------|-----------------------------------|
| FCC ID: BCG-A3337 | PART 27 MEASUREMENT REPORT | | Approved by: Technical Manager |
| Test Report S/N: 1C2503270033-03.BCG | Test Dates: 01/31/2025 - 07/21/2025 | EUT Type: Watch | Page 76 of 202 |


V2.2 09/07/2023



Plot 7-113. Conducted Spurious Plot (NR Band n66 - 20.0MHz DFT-s-OFDM QPSK - RB Size 1, RB Offset 50 - Mid Channel)

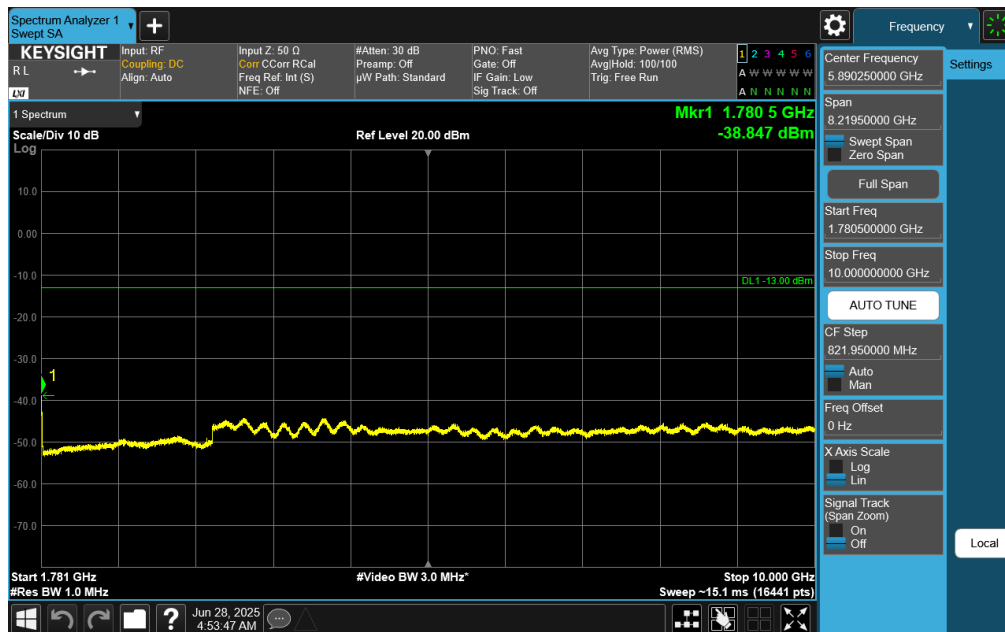
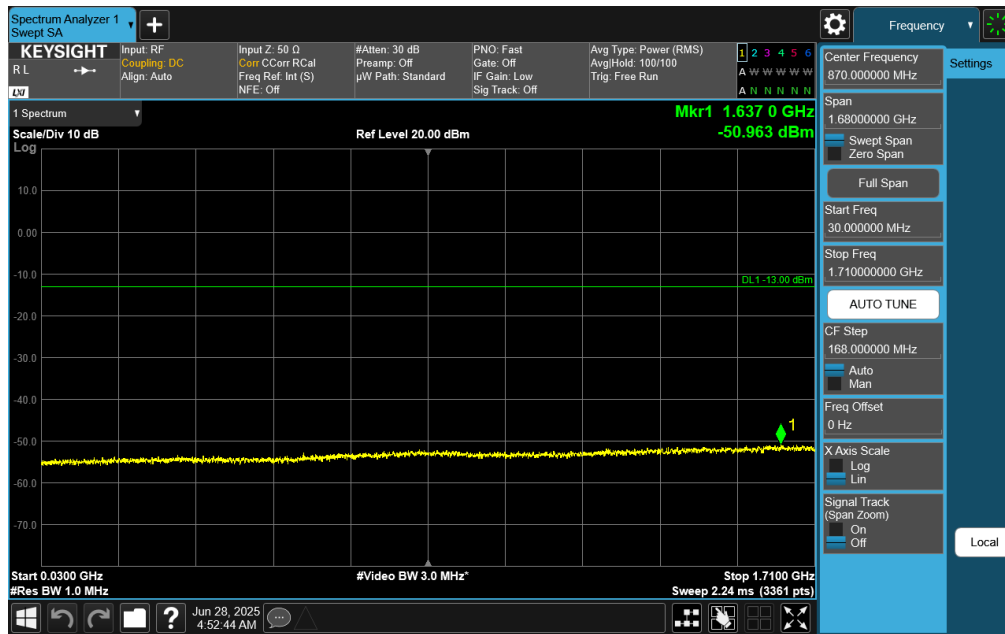


Plot 7-114. Conducted Spurious Plot (NR Band n66 - 20.0MHz DFT-s-OFDM QPSK - RB Size 1, RB Offset 50 - Mid Channel)

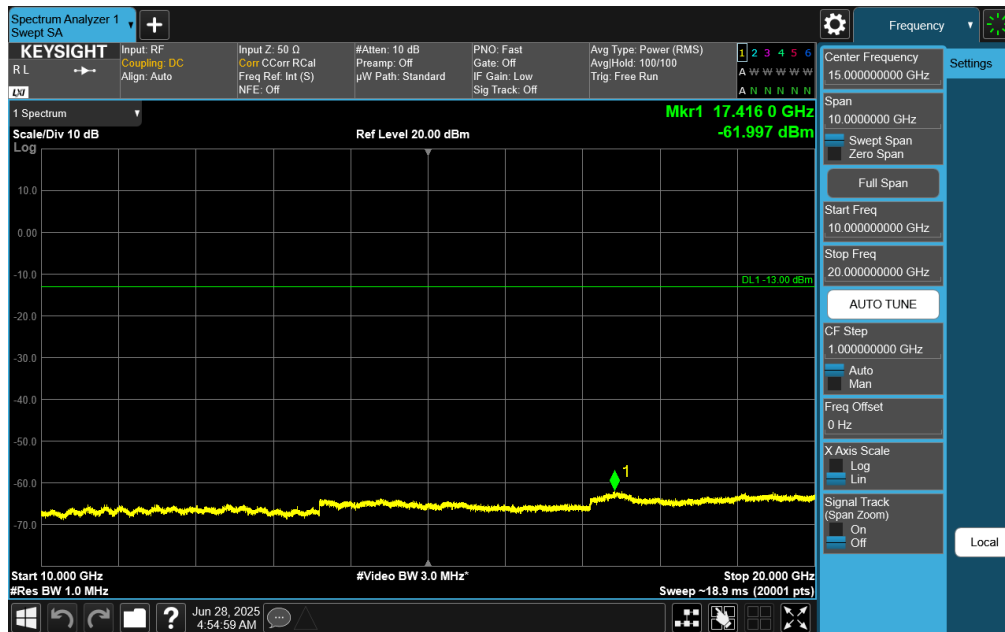
| | | | |
|---|---|--------------------|-----------------------------------|
| FCC ID: BCG-A3337 |  PART 27 MEASUREMENT REPORT | | Approved by: Technical Manager |
| Test Report S/N: 1C2503270033-03.BCG | Test Dates: 01/31/2025 - 07/21/2025 | EUT Type: Watch | Page 77 of 202 |

V2.2 09/07/2023

Unless otherwise specified, no part of this report may be reproduced or utilized in any part, form or by any means, electronic or mechanical, including photocopying and microfilm, without permission in writing from Element Materials Technology. If you have any questions about this or have an enquiry about obtaining additional rights to this report or assembly of contents thereof, please contact ct.info@element.com.



| | | | |
|---|--|----------------------------|-----------------------------------|
| FCC ID: BCG-A3337 | element | PART 27 MEASUREMENT REPORT | Approved by: Technical Manager |
| Test Report S/N: 1C2503270033-03.BCG | Test Dates: 01/31/2025 - 07/21/2025 | EUT Type: Watch | Page 78 of 202 |

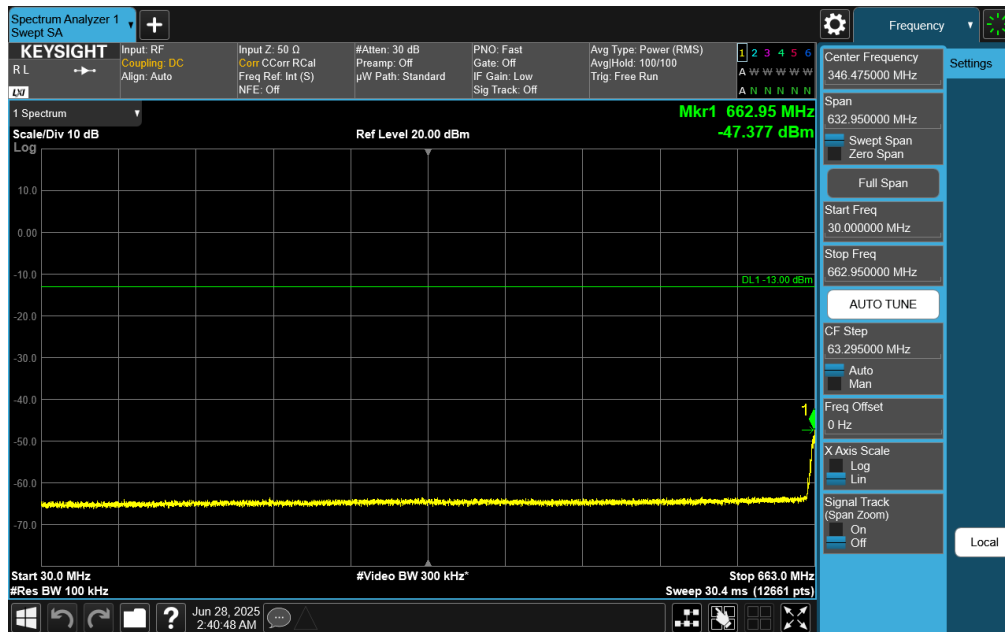


Plot 7-117. Conducted Spurious Plot (NR Band n66 - 20.0MHz DFT-s-OFDM QPSK - RB Size 1, RB Offset 50 - High Channel)

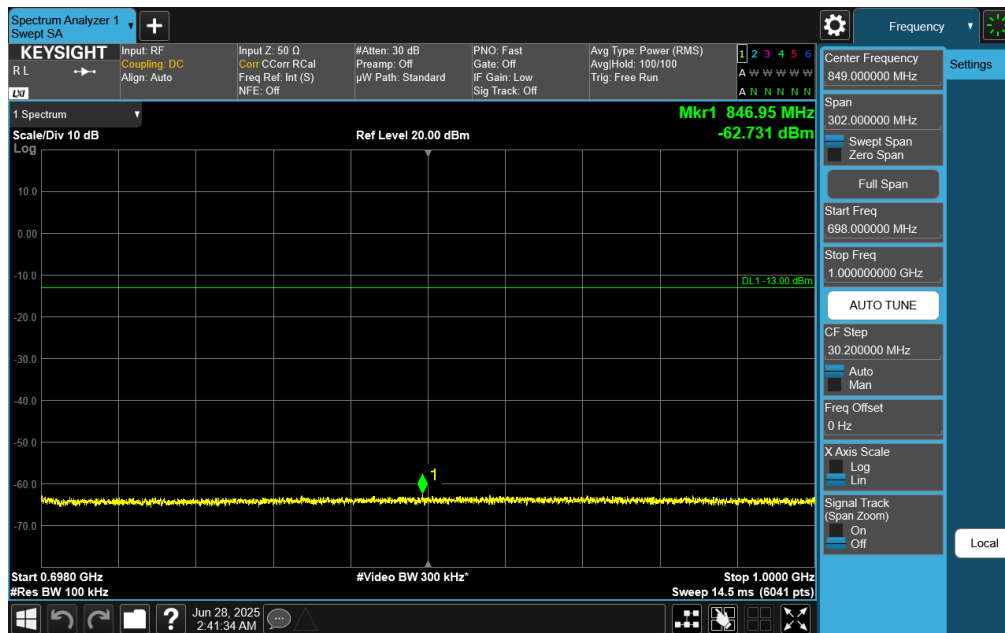
| | | | |
|---|--|--------------------|-----------------------------------|
| FCC ID: BCG-A3337 | PART 27 MEASUREMENT REPORT | | Approved by: Technical Manager |
| Test Report S/N: 1C2503270033-03.BCG | Test Dates: 01/31/2025 - 07/21/2025 | EUT Type: Watch | Page 79 of 202 |

V2.2 09/07/2023


NR Band n71



Plot 7-118. Conducted Spurious Plot (NR Band n71 -20.0MHz DFT-s-OFDM QPSK - RB Size 1, RB Offset 50 - Low Channel)

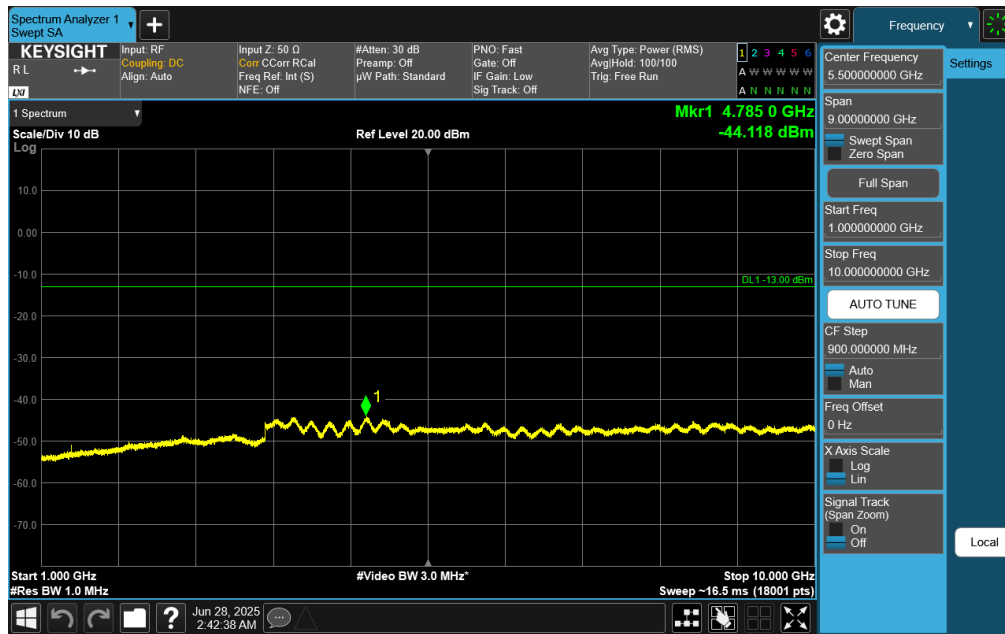


Plot 7-119. Conducted Spurious Plot (NR Band n71 - 20.0MHz DFT-s-OFDM QPSK - RB Size 1, RB Offset 50 - Low Channel)

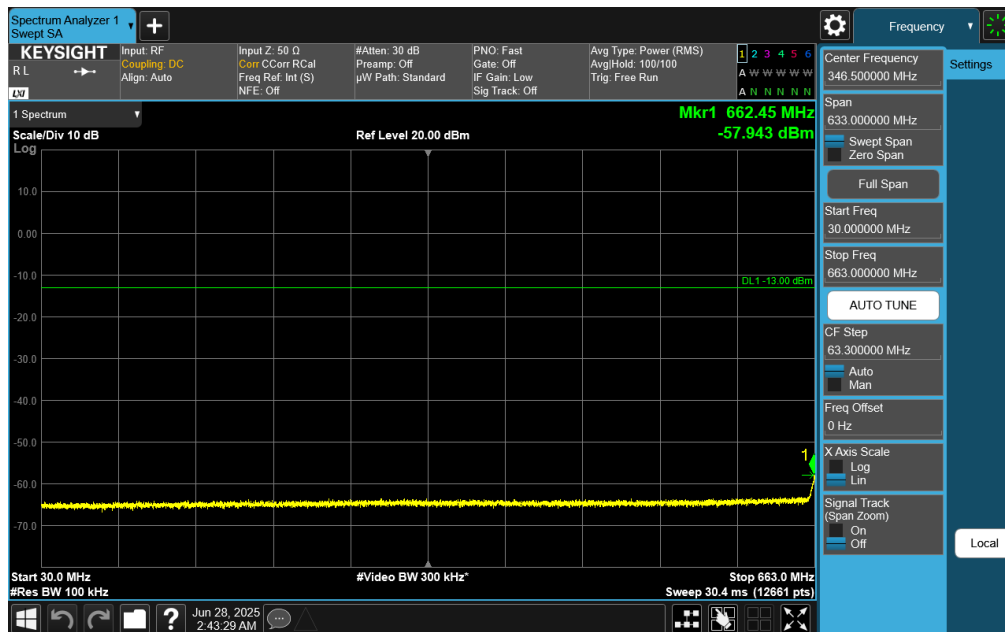
| | | | |
|---|---|--------------------|-----------------------------------|
| FCC ID: BCG-A3337 |  PART 27 MEASUREMENT REPORT | | Approved by: Technical Manager |
| Test Report S/N: 1C2503270033-03.BCG | Test Dates: 01/31/2025 - 07/21/2025 | EUT Type: Watch | Page 80 of 202 |

V2.2 09/07/2023

Unless otherwise specified, no part of this report may be reproduced or utilized in any part, form or by any means, electronic or mechanical, including photocopying and microfilm, without permission in writing from Element Materials Technology. If you have any questions about this or have an enquiry about obtaining additional rights to this report or assembly of contents thereof, please contact ct.info@element.com.



Plot 7-120. Conducted Spurious Plot (NR Band n71 - 20.0MHz DFT-s-OFDM QPSK - RB Size 1, RB Offset 50 - Low Channel)

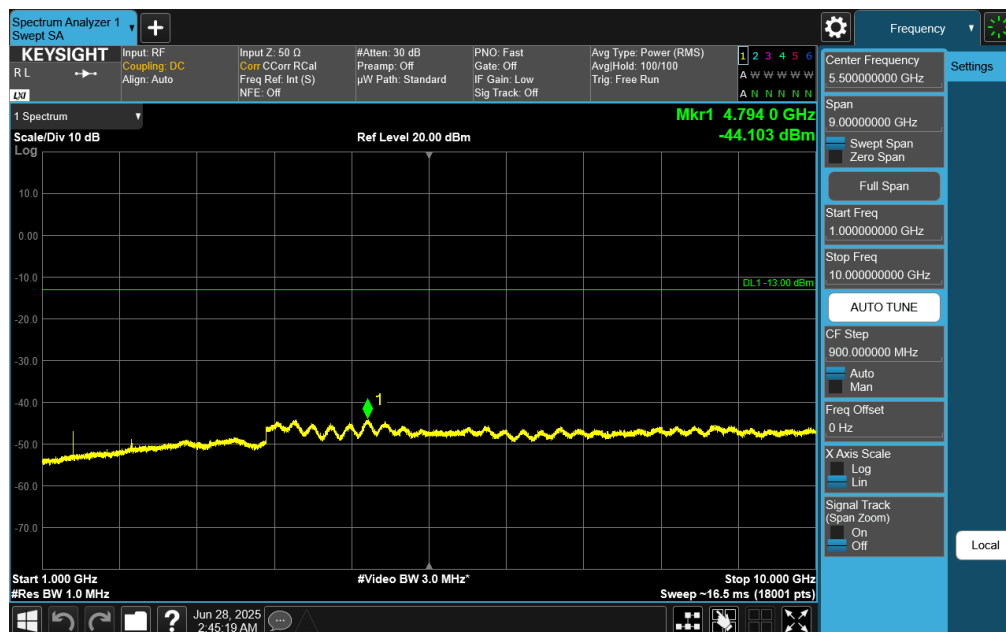
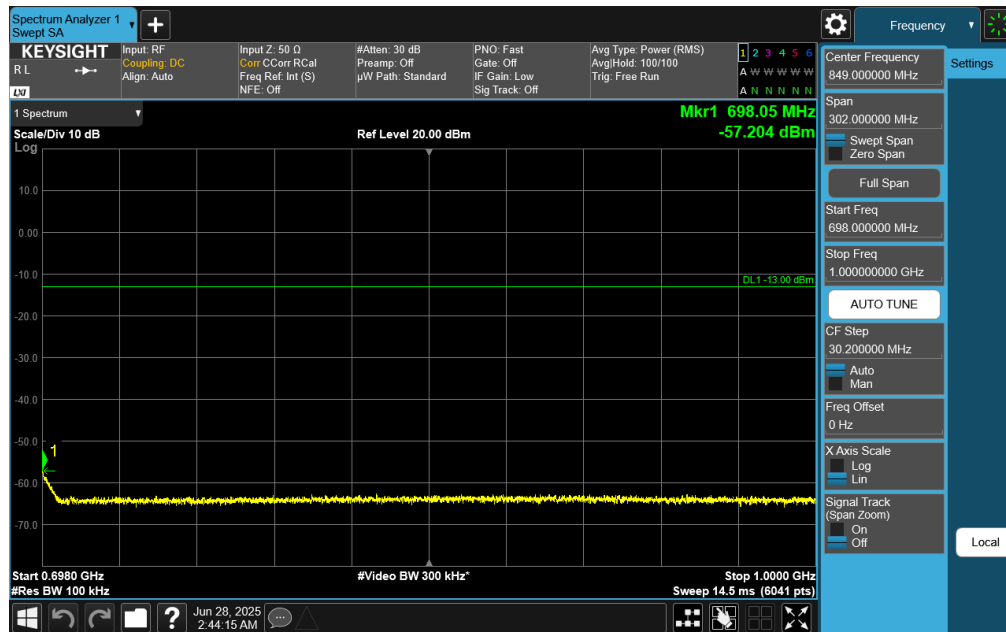


Plot 7-121. Conducted Spurious Plot (NR Band n71 - 20.0MHz DFT-s-OFDM QPSK - RB Size 1, RB Offset 50 - Mid Channel)

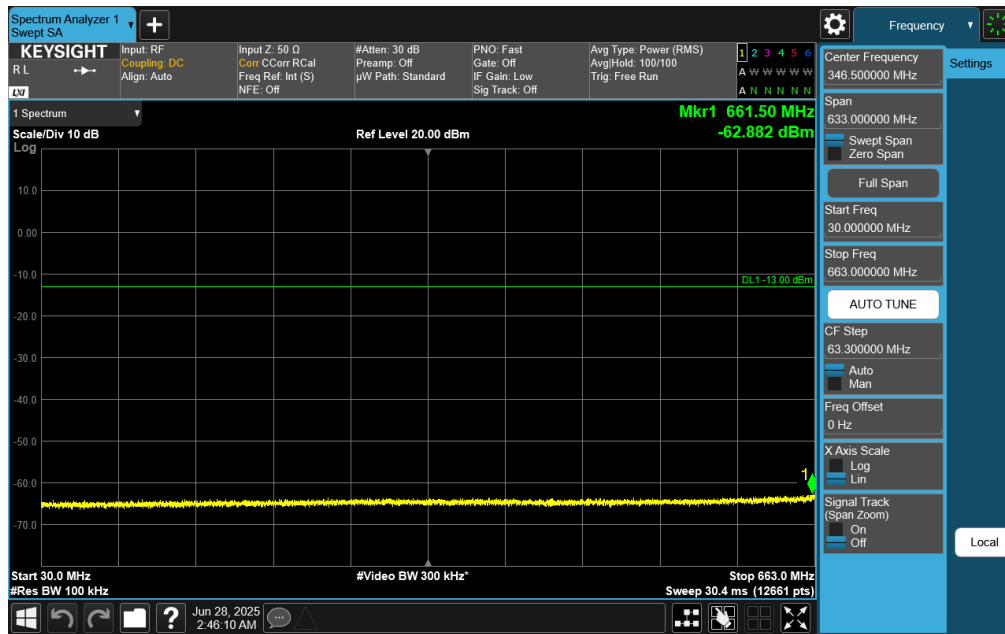
| | | | |
|---|--|--------------------|-----------------------------------|
| FCC ID: BCG-A3337 | <p>element</p> <p>PART 27 MEASUREMENT REPORT</p> | | Approved by: Technical Manager |
| Test Report S/N: 1C2503270033-03.BCG | Test Dates: 01/31/2025 - 07/21/2025 | EUT Type: Watch | Page 81 of 202 |

V2.2 09/07/2023

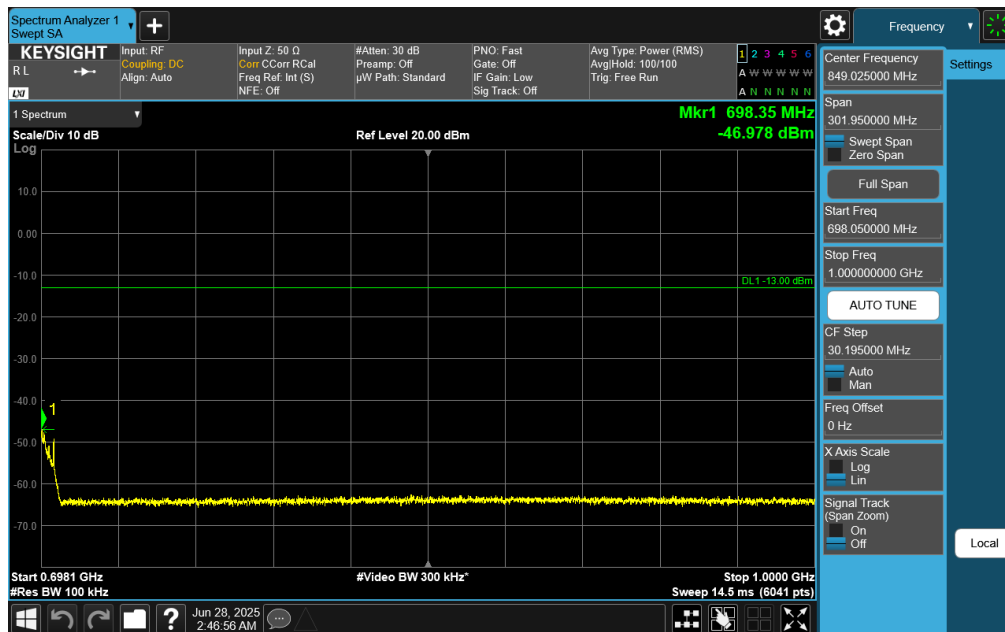
Unless otherwise specified, no part of this report may be reproduced or utilized in any part, form or by any means, electronic or mechanical, including photocopying and microfilm, without permission in writing from Element Materials Technology. If you have any questions about this or have an enquiry about obtaining additional rights to this report or assembly of contents thereof, please contact ct.info@element.com.




| | | | |
|---|--|--------------------|-----------------------------------|
| FCC ID: BCG-A3337 | <p>element</p> <p>PART 27 MEASUREMENT REPORT</p> | | Approved by: Technical Manager |
| Test Report S/N: 1C2503270033-03.BCG | Test Dates: 01/31/2025 - 07/21/2025 | EUT Type: Watch | Page 82 of 202 |



Plot 7-124. Conducted Spurious Plot (NR Band n71 - 20.0MHz DFT-s-OFDM QPSK - RB Size 1, RB Offset 50 - High Channel)

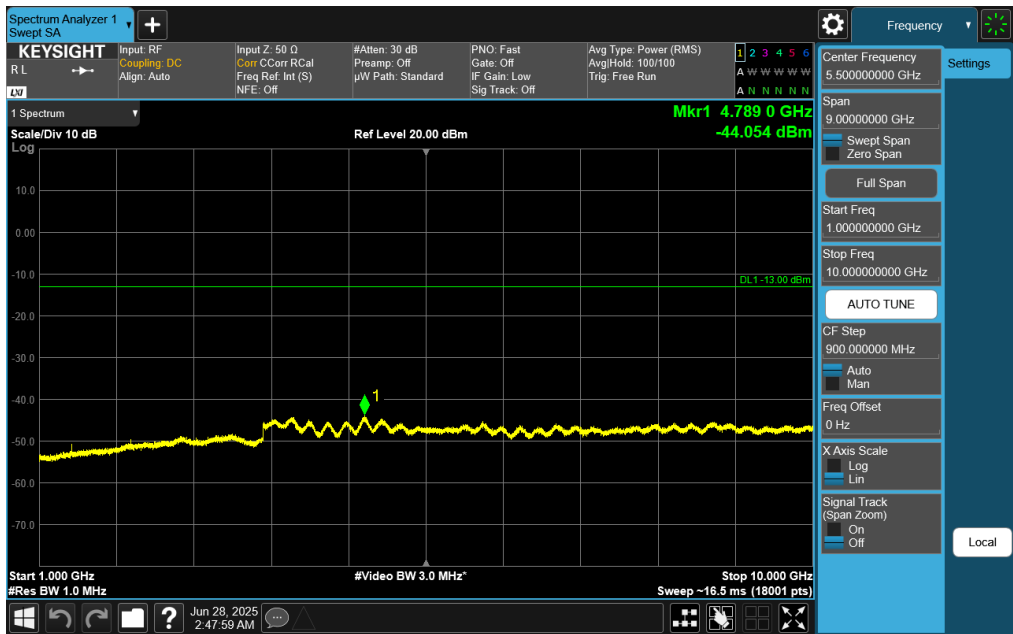


Plot 7-125. Conducted Spurious Plot (NR Band n71 - 20.0MHz DFT-s-OFDM QPSK - RB Size 1, RB Offset 50 - High Channel)


| | | | |
|---|---|--------------------|-----------------------------------|
| FCC ID: BCG-A3337 |  PART 27 MEASUREMENT REPORT | | Approved by: Technical Manager |
| Test Report S/N: 1C2503270033-03.BCG | Test Dates: 01/31/2025 - 07/21/2025 | EUT Type: Watch | Page 83 of 202 |

V2.2 09/07/2023

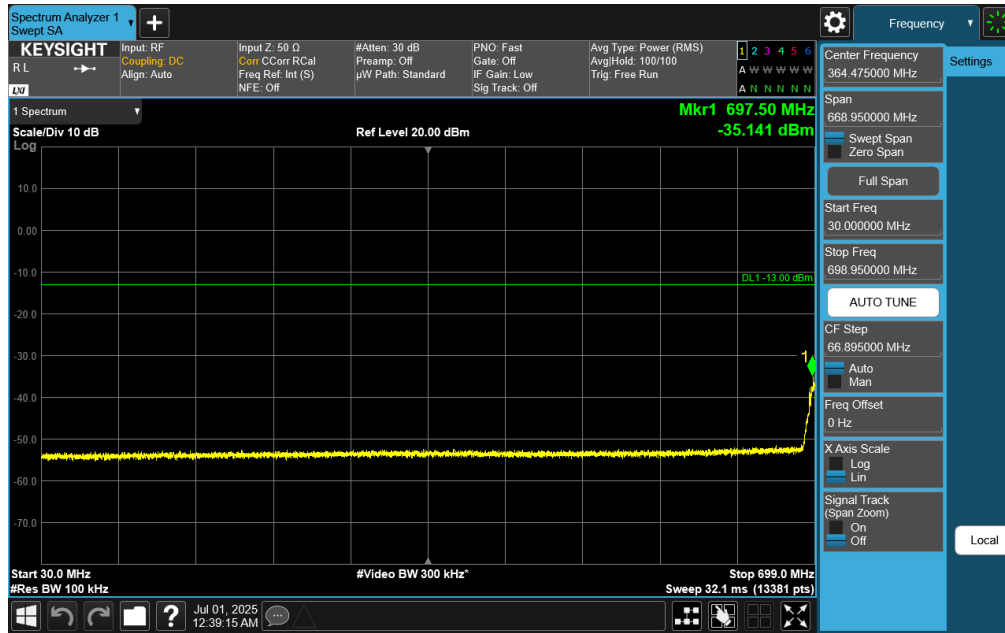
Unless otherwise specified, no part of this report may be reproduced or utilized in any part, form or by any means, electronic or mechanical, including photocopying and microfilm, without permission in writing from Element Materials Technology. If you have any questions about this or have an enquiry about obtaining additional rights to this report or assembly of contents thereof, please contact ct.info@element.com.



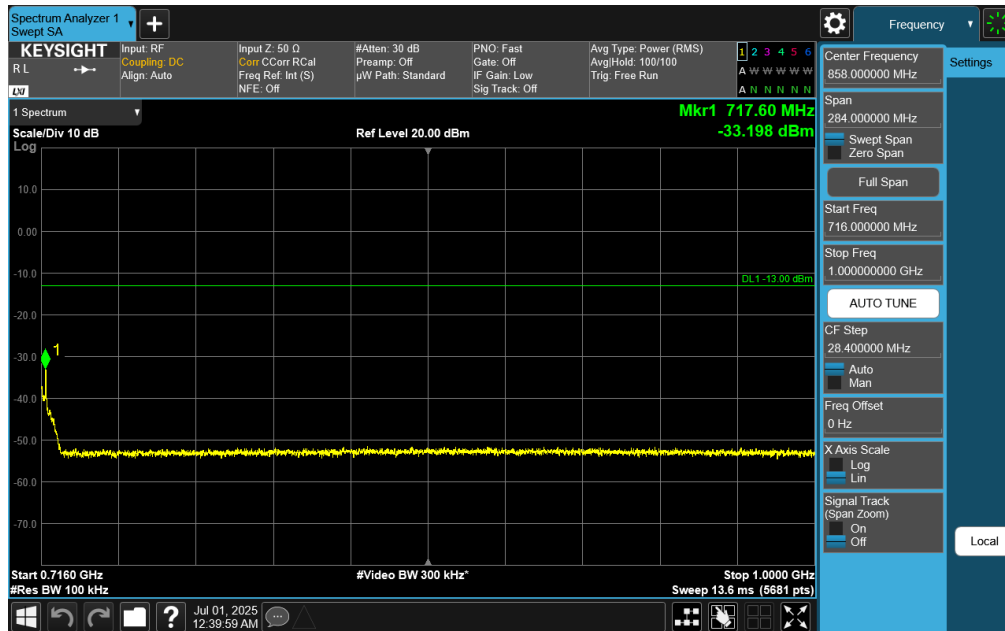
Plot 7-126. Conducted Spurious Plot (NR Band n71 - 20.0MHz DFT-s-OFDM QPSK - RB Size 1, RB Offset 50 - High Channel)

| | | | |
|---|--|--------------------|-----------------------------------|
| FCC ID: BCG-A3337 |  PART 27 MEASUREMENT REPORT | | Approved by: Technical Manager |
| Test Report S/N: 1C2503270033-03.BCG | Test Dates: 01/31/2025 - 07/21/2025 | EUT Type: Watch | Page 84 of 202 |


NR Band n12



Plot 7-127. Conducted Spurious Plot (NR Band n12 -15.0MHz DFT-s-OFDM QPSK - RB Size 1, RB Offset 36 - Low Channel)

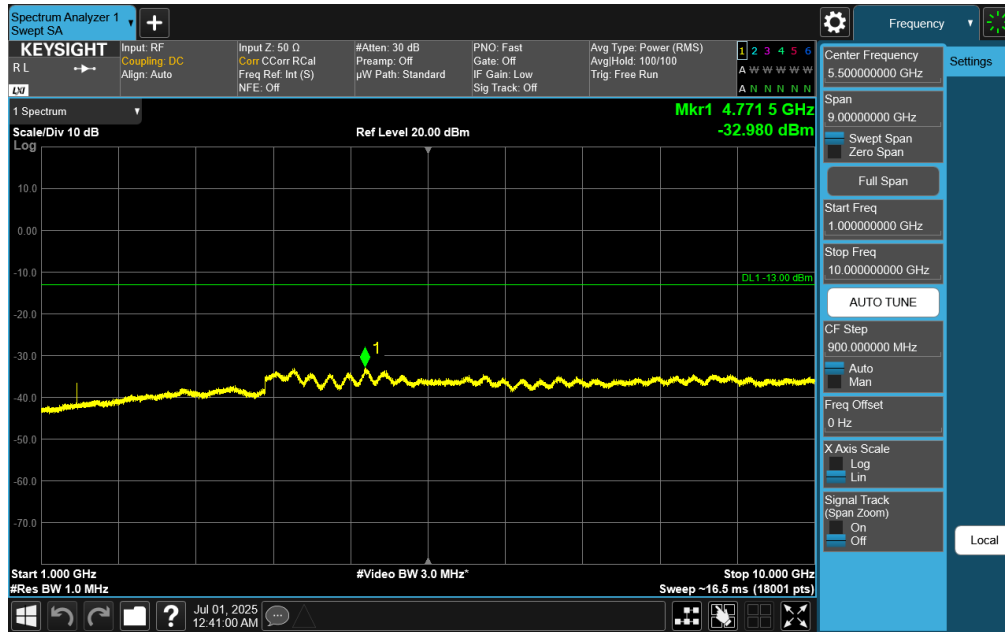


Plot 7-128. Conducted Spurious Plot (NR Band n12 - 15.0MHz DFT-s-OFDM QPSK - RB Size 1, RB Offset 36 - Low Channel)

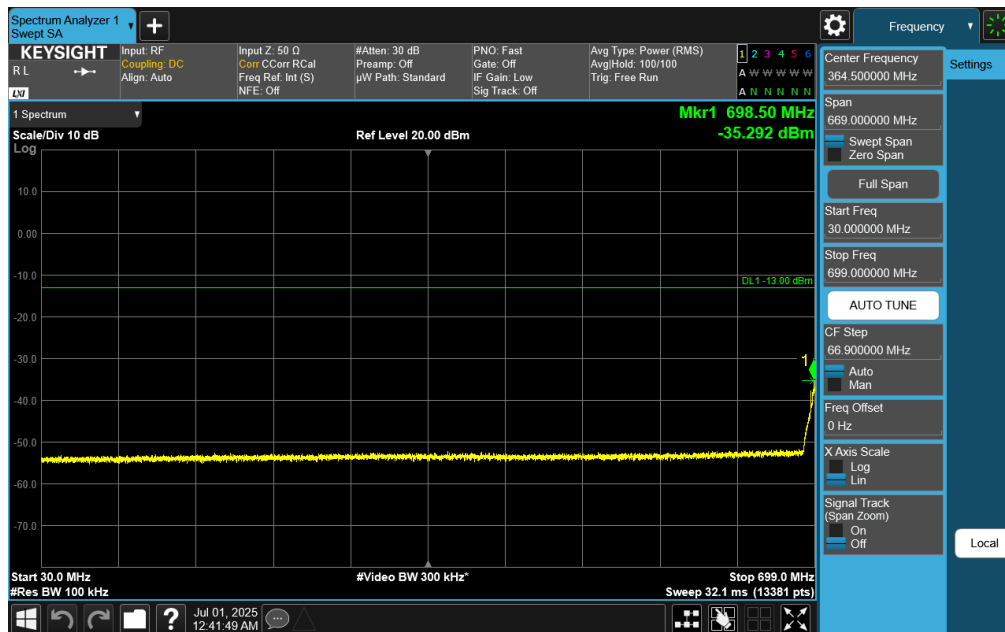
| | | | |
|---|---|--------------------|-----------------------------------|
| FCC ID: BCG-A3337 |  PART 27 MEASUREMENT REPORT | | Approved by: Technical Manager |
| Test Report S/N: 1C2503270033-03.BCG | Test Dates: 01/31/2025 - 07/21/2025 | EUT Type: Watch | Page 85 of 202 |

V2.2 09/07/2023

Unless otherwise specified, no part of this report may be reproduced or utilized in any part, form or by any means, electronic or mechanical, including photocopying and microfilm, without permission in writing from Element Materials Technology. If you have any questions about this or have an enquiry about obtaining additional rights to this report or assembly of contents thereof, please contact ct.info@element.com.



Plot 7-129. Conducted Spurious Plot (NR Band n12 - 15.0MHz DFT-s-OFDM QPSK - RB Size 1, RB Offset 36 - Low Channel)

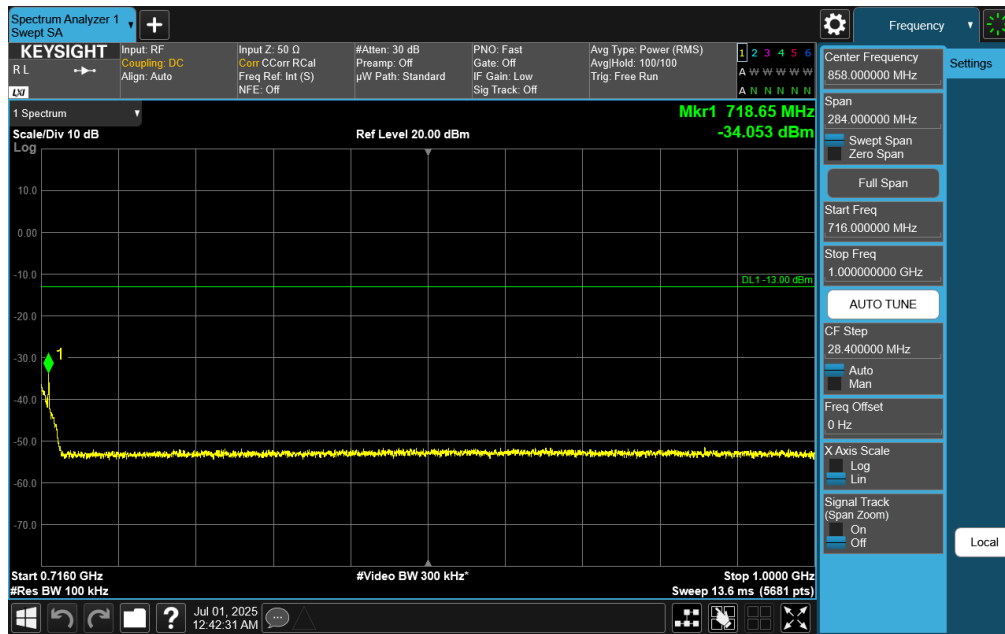


Plot 7-130. Conducted Spurious Plot (NR Band n12 - 15.0MHz DFT-s-OFDM QPSK - RB Size 1, RB Offset 36 - Mid Channel)

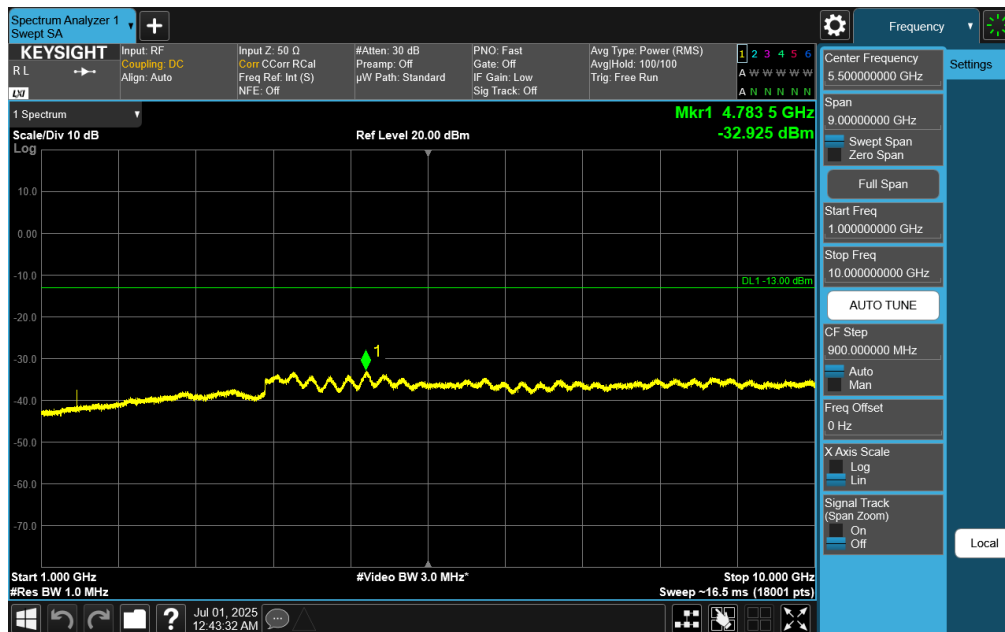
| | | | |
|---|--|--------------------|-----------------------------------|
| FCC ID: BCG-A3337 | PART 27 MEASUREMENT REPORT | | Approved by: Technical Manager |
| Test Report S/N: 1C2503270033-03.BCG | Test Dates: 01/31/2025 - 07/21/2025 | EUT Type: Watch | Page 86 of 202 |

V2.2 09/07/2023

Unless otherwise specified, no part of this report may be reproduced or utilized in any part, form or by any means, electronic or mechanical, including photocopying and microfilm, without permission in writing from Element Materials Technology. If you have any questions about this or have an enquiry about obtaining additional rights to this report or assembly of contents thereof, please contact ct.info@element.com.



Plot 7-131. Conducted Spurious Plot (NR Band n12 - 15.0MHz DFT-s-OFDM QPSK - RB Size 1, RB Offset 36 - Mid Channel)

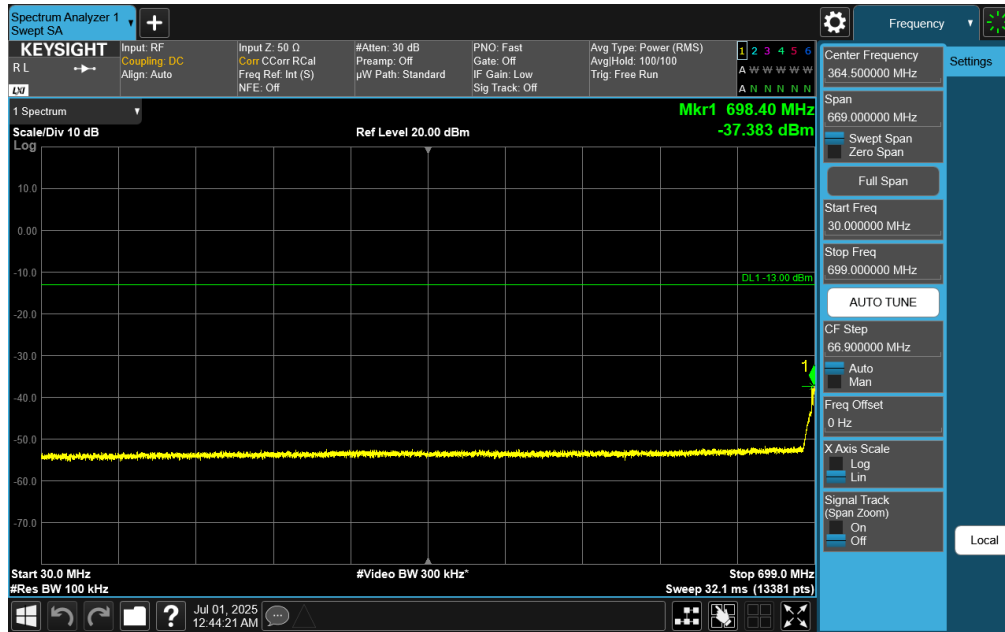


Plot 7-132. Conducted Spurious Plot (NR Band n12 - 15.0MHz DFT-s-OFDM QPSK - RB Size 1, RB Offset 36 - Mid Channel)

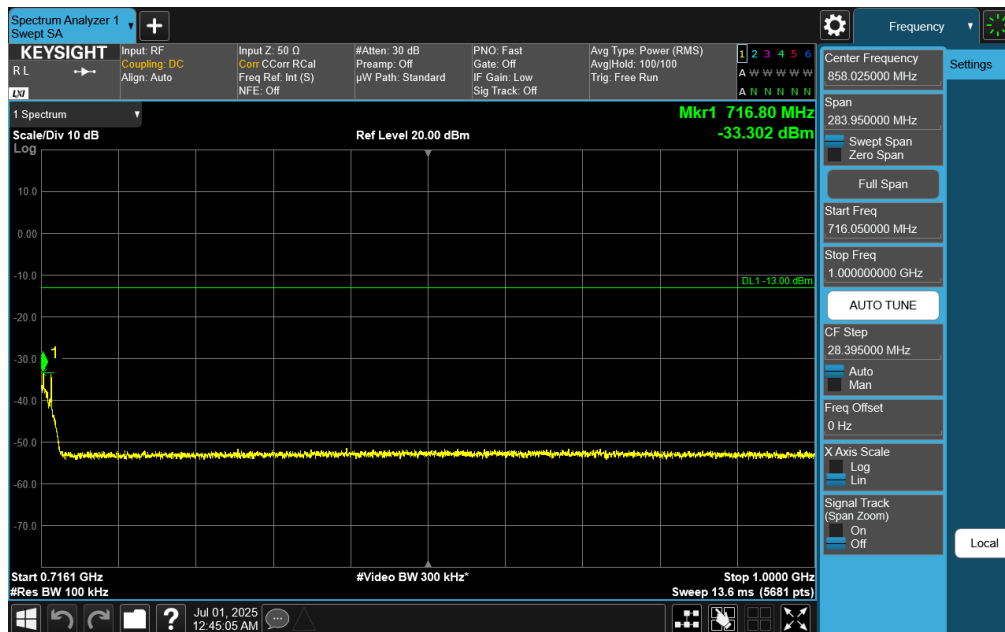
| | | | |
|---|--|----------------------------|-----------------------------------|
| FCC ID: BCG-A3337 | element | PART 27 MEASUREMENT REPORT | Approved by: Technical Manager |
| Test Report S/N: 1C2503270033-03.BCG | Test Dates: 01/31/2025 - 07/21/2025 | EUT Type: Watch | Page 87 of 202 |

V2.2 09/07/2023


Unless otherwise specified, no part of this report may be reproduced or utilized in any part, form or by any means, electronic or mechanical, including photocopying and microfilm, without permission in writing from Element Materials Technology. If you have any questions about this or have an enquiry about obtaining additional rights to this report or assembly of contents thereof, please contact ct.info@element.com.

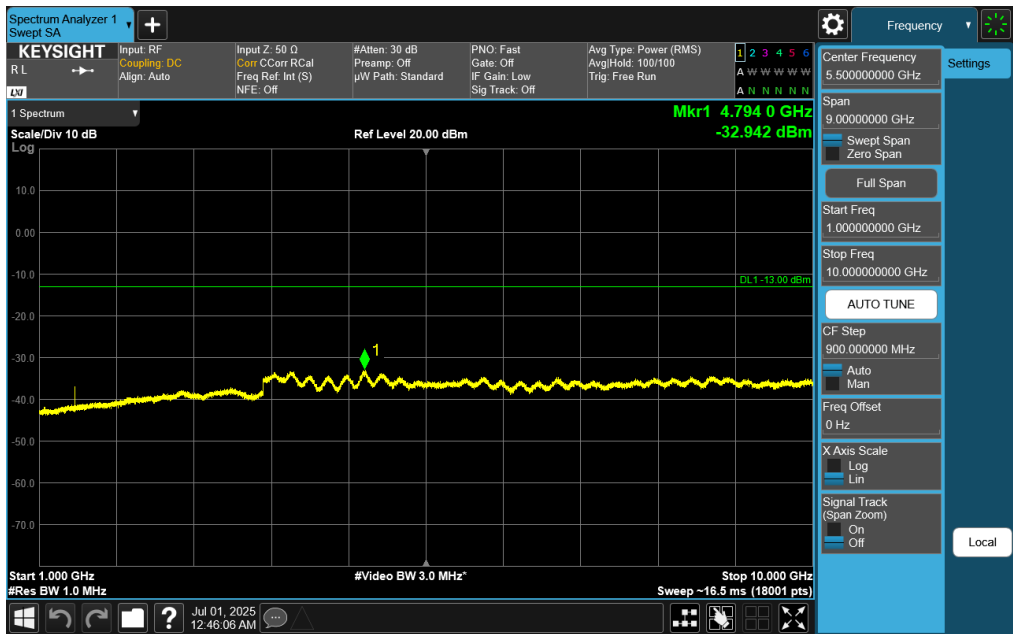


Plot 7-133. Conducted Spurious Plot (NR Band n12 - 15.0MHz DFT-s-OFDM QPSK - RB Size 1, RB Offset 36 - High Channel)



Plot 7-134. Conducted Spurious Plot (NR Band n12 - 15.0MHz DFT-s-OFDM QPSK - RB Size 1, RB Offset 36 - High Channel)

| | | | |
|---|---|--------------------|-----------------------------------|
| FCC ID: BCG-A3337 |  PART 27 MEASUREMENT REPORT | | Approved by: Technical Manager |
| Test Report S/N: 1C2503270033-03.BCG | Test Dates: 01/31/2025 - 07/21/2025 | EUT Type: Watch | Page 88 of 202 |



Plot 7-135. Conducted Spurious Plot (NR Band n12 - 15.0MHz DFT-s-OFDM QPSK - RB Size 1, RB Offset 36 - High Channel)

| | | | |
|---|--|--------------------|-----------------------------------|
| FCC ID: BCG-A3337 | <div>element</div> <div>PART 27 MEASUREMENT REPORT</div> | | Approved by: Technical Manager |
| Test Report S/N: 1C2503270033-03.BCG | Test Dates: 01/31/2025 - 07/21/2025 | EUT Type: Watch | Page 89 of 202 |

7.4 Band Edge Emissions at Antenna Terminal

\$2.1051, \$27.53

Test Overview

All out of band emissions are measured with a spectrum analyzer connected to the antenna terminal of the EUT while the EUT is operating at its maximum duty cycle, at maximum power, and at the appropriate frequencies. All data rates were investigated to determine the worst case configuration. All modes of operation were investigated and the worst case configuration results are reported in this section.

The minimum permissible attenuation level of any spurious emission is $43 + 10 \log_{10}(P_{[Watts]})$, where P is the transmitter power in Watts.

Test Procedure Used

KDB 971168 D01 v03r01 – Section 6.0

Test Settings

1. Start and stop frequency were set such that the band edge would be placed in the center of the plot
2. Span was set large enough so as to capture all out of band emissions near the band edge
3. RBW $\geq 1\%$ of the emission bandwidth
4. VBW $\geq 3 \times$ RBW
5. Detector = RMS
6. Number of sweep points $\geq 2 \times$ Span/RBW
7. Trace mode = trace average for continuous emissions, max hold for pulse emissions
8. Sweep time = auto couple
9. The trace was allowed to stabilize

Test Setup

The EUT and measurement equipment were set up as shown in the diagram below.

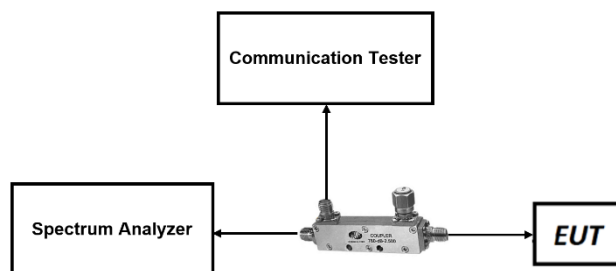


Figure 7-5. LTE Test Instrument & Measurement Setup

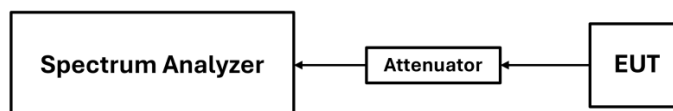




Figure 7-6. FR1 Test Instrument & Measurement Setup

| | | |
|---|---|-----------------------------------|
| FCC ID: BCG-A3337 |  PART 27 MEASUREMENT REPORT | Approved by: Technical Manager |
| Test Report S/N: 1C2503270033-03.BCG | Test Dates: 01/31/2025 - 07/21/2025 | EUT Type: Watch |
| | | Page 90 of 202 |

V2.2 09/07/2023

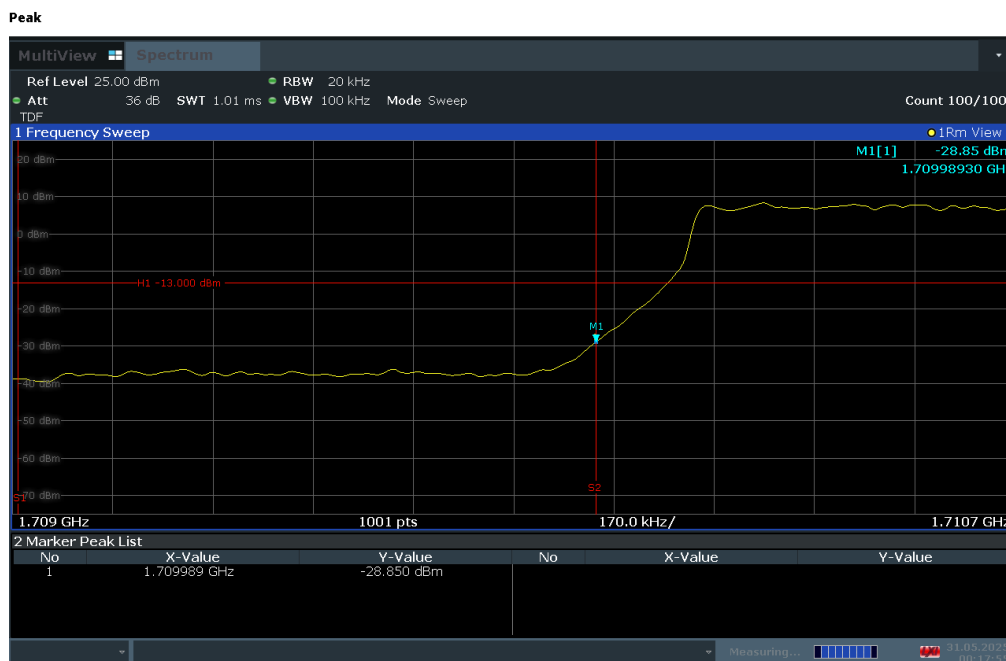
Test Notes

1. Per 27.53(h) in the 1 MHz bands immediately outside and adjacent to the frequency block a resolution bandwidth of at least one percent of the emission bandwidth of the fundamental emission of the transmitter may be employed to demonstrate compliance with the out-of-band emissions limit. The emission bandwidth is defined as the width of the signal between two points, one below the carrier center frequency and one above the carrier center frequency, outside of which all emission are attenuated at least 26 dB below the transmitter power.
2. Per 27.53(g) for operations in the 663 - 698 MHz and 698 – 746MHz bands, in the 100 kHz bands immediately outside and adjacent to the frequency block a resolution bandwidth of at least 30 kHz may be employed to demonstrate compliance with the out-of-band emissions limit.
3. Per 27.53(c)(5) for operations in the 776-788 MHz band, in the 100 kHz bands immediately outside and adjacent to the frequency block a resolution bandwidth of at least 30 kHz may be employed to demonstrate compliance with the out-of-band emissions limit.
4. For all plots showing emissions in the 763 – 775MHz and 793 – 805MHz band, the FCC limit per 27.53(c)(4) is $65 + 10 \log_{10}(P) = -35\text{dBm}$ in a 6.25kHz bandwidth.
5. For NR operation, all subcarrier spacings (SCS) and transmission schemes (e.g. CP-OFDM and DFT-s-OFDM) were investigated to determine the worst case configuration. All modes of operation were investigated and the worst case configuration results are reported in this section.

| | | | |
|---|---|--------------------|-----------------------------------|
| FCC ID: BCG-A3337 |  PART 27 MEASUREMENT REPORT | | Approved by: Technical Manager |
| Test Report S/N: 1C2503270033-03.BCG | Test Dates: 01/31/2025 - 07/21/2025 | EUT Type: Watch | Page 91 of 202 |

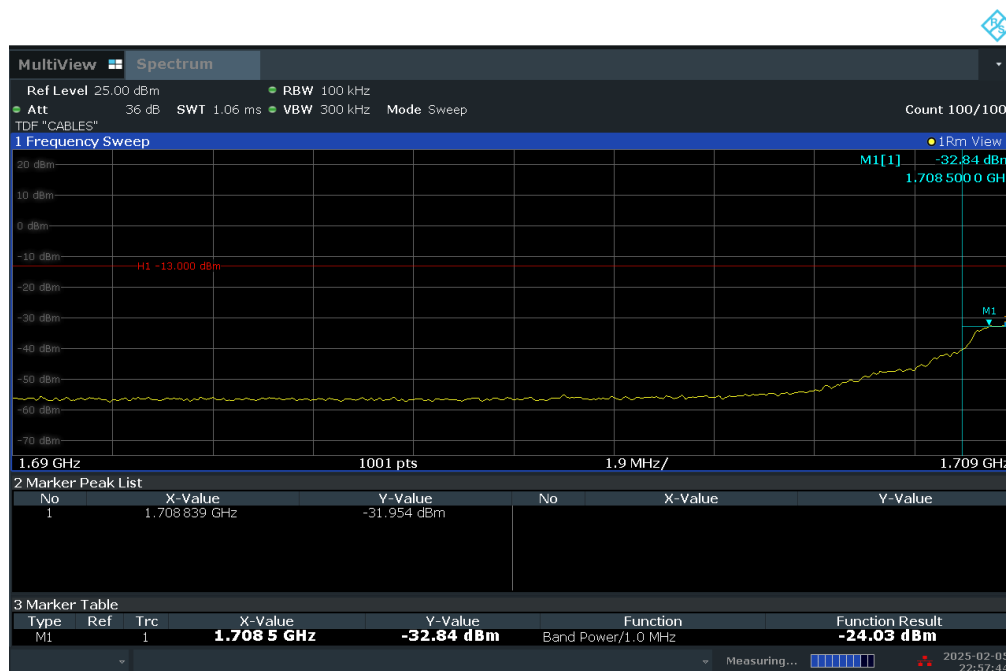
V2.2 09/07/2023

LTE Band 66




00:17:56 31.05.2025

Plot 7-136. Lower Band Edge Plot (LTE Band 66 – 1.4MHz QPSK – Full RB)



10:57:44 PM 02/05/2025

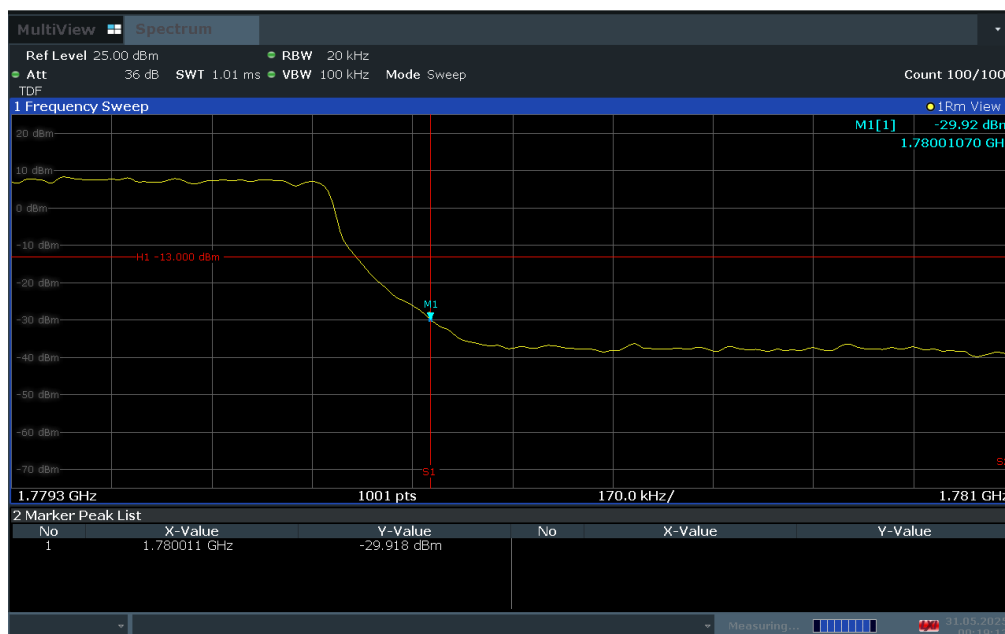
Plot 7-137. Lower Extended Band Edge Plot (LTE Band 66 – 1.4MHz QPSK – Full RB)

| | | | |
|---|---|--------------------|-----------------------------------|
| FCC ID: BCG-A3337 |  PART 27 MEASUREMENT REPORT | | Approved by: Technical Manager |
| Test Report S/N: 1C2503270033-03.BCG | Test Dates: 01/31/2025 - 07/21/2025 | EUT Type: Watch | Page 92 of 202 |

V2.2 09/07/2023

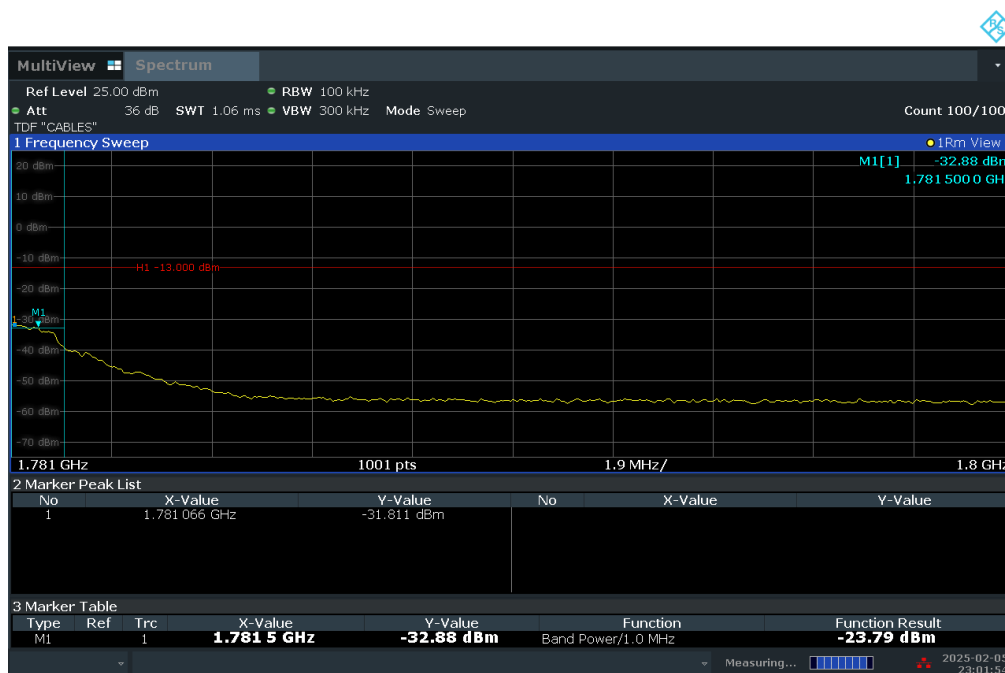
Unless otherwise specified, no part of this report may be reproduced or utilized in any part, form or by any means, electronic or mechanical, including photocopying and microfilm, without permission in writing from Element Materials Technology. If you have any questions about this or have an enquiry about obtaining additional rights to this report or assembly of contents thereof, please contact ct.info@element.com.

Peak




00:19:14 31.05.2025

Plot 7-138. Upper Band Edge Plot (LTE Band 66 – 1.4MHz QPSK – Full RB)



11:01:54 PM 02/05/2025

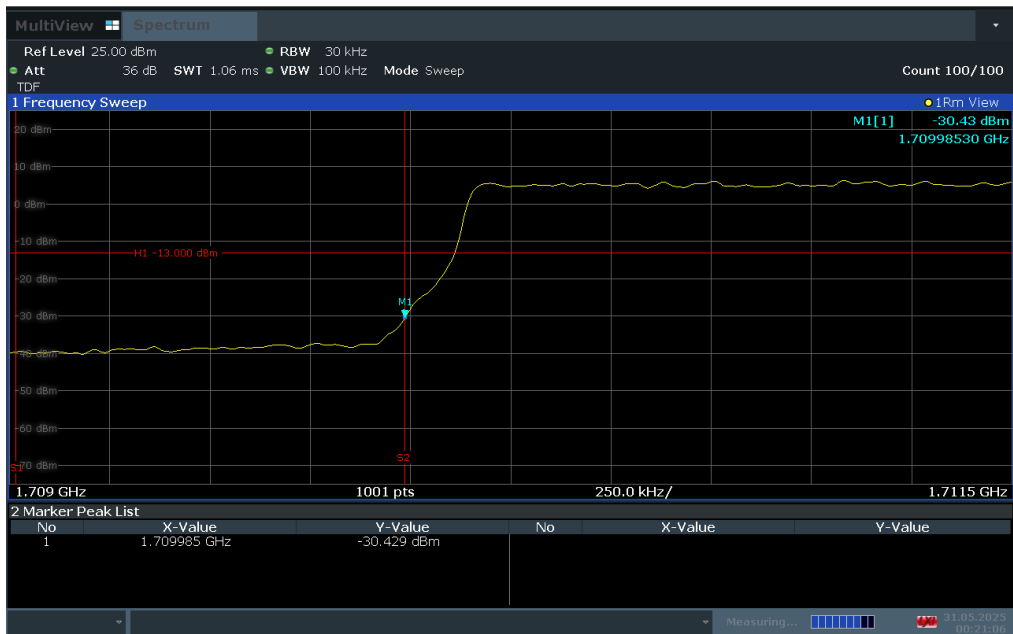
Plot 7-139. Upper Extended Band Edge Plot (LTE Band 66 – 1.4MHz QPSK – Full RB)

| | | | |
|---|---|--------------------|-----------------------------------|
| FCC ID: BCG-A3337 |  PART 27 MEASUREMENT REPORT | | Approved by: Technical Manager |
| Test Report S/N: 1C2503270033-03.BCG | Test Dates: 01/31/2025 - 07/21/2025 | EUT Type: Watch | Page 93 of 202 |

V2.2 09/07/2023

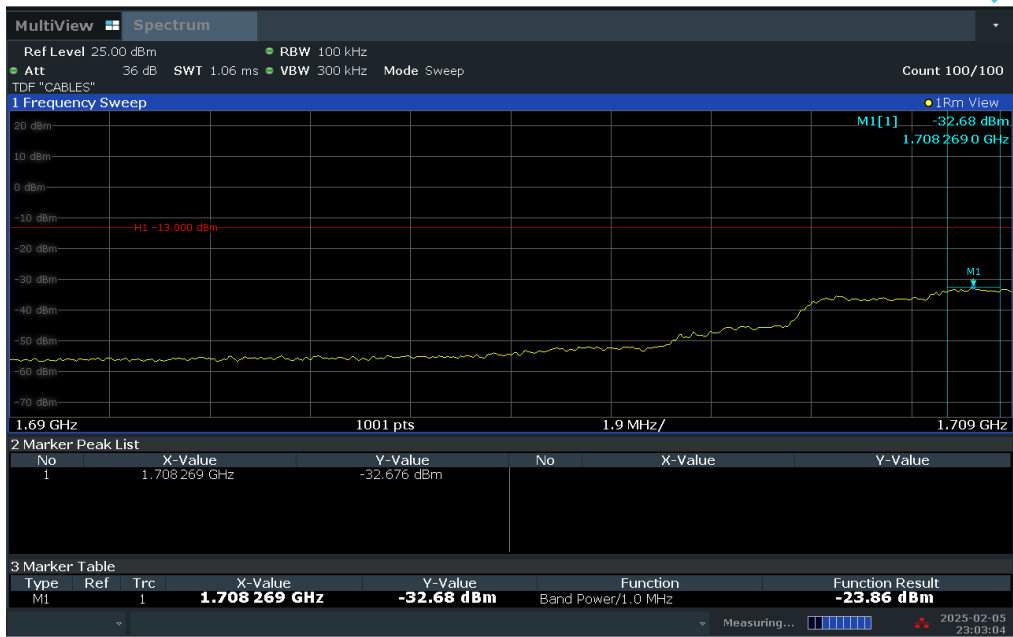
Unless otherwise specified, no part of this report may be reproduced or utilized in any part, form or by any means, electronic or mechanical, including photocopying and microfilm, without permission in writing from Element Materials Technology. If you have any questions about this or have an enquiry about obtaining additional rights to this report or assembly of contents thereof, please contact ct.info@element.com.

Peak



00:21:06 31.05.2025

Plot 7-140. Lower Band Edge Plot (LTE Band 66 - 3MHz QPSK – Full RB)



11:03:04 PM 02/05/2025

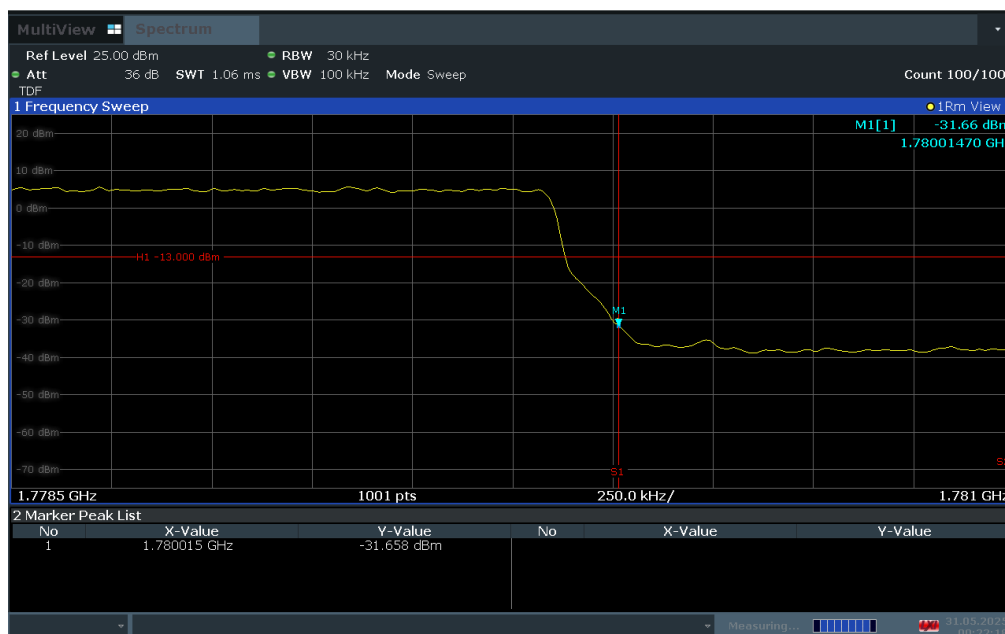
Plot 7-141. Lower Extended Band Edge Plot (LTE Band 66 - 3MHz QPSK – Full RB)

| | | | |
|---|--|--------------------|-----------------------------------|
| FCC ID: BCG-A3337 | PART 27 MEASUREMENT REPORT | | Approved by: Technical Manager |
| Test Report S/N: 1C2503270033-03.BCG | Test Dates: 01/31/2025 - 07/21/2025 | EUT Type: Watch | Page 94 of 202 |

V2.2 09/07/2023

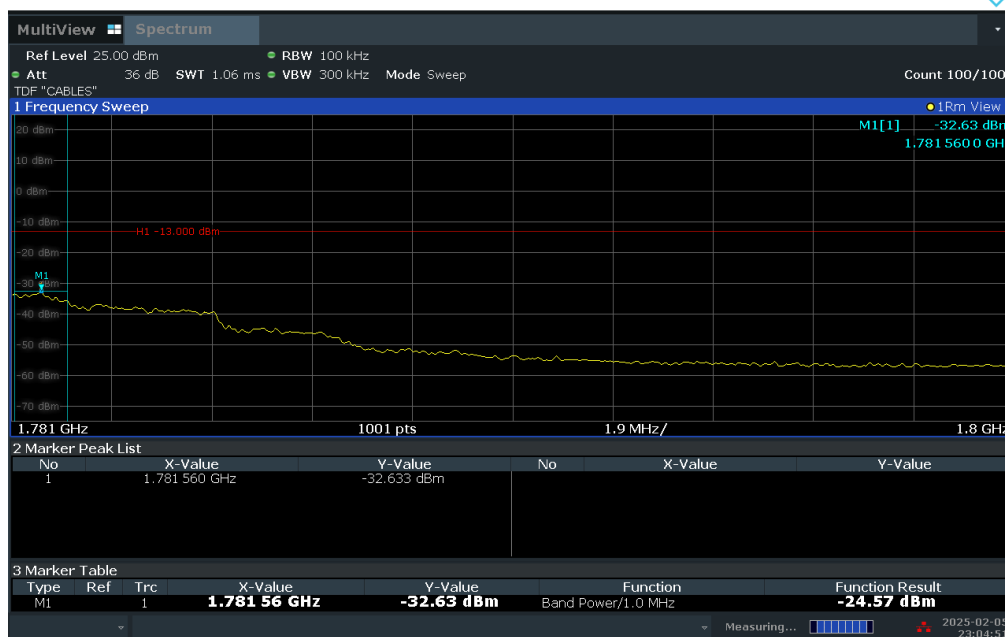
Unless otherwise specified, no part of this report may be reproduced or utilized in any part, form or by any means, electronic or mechanical, including photocopying and microfilm, without permission in writing from Element Materials Technology. If you have any questions about this or have an enquiry about obtaining additional rights to this report or assembly of contents thereof, please contact ct.info@element.com.

Peak




00:22:19 31.05.2025

Plot 7-142. Upper Band Edge Plot (LTE Band 66 - 3MHz QPSK – Full RB)



11:04:51 PM 02/05/2025

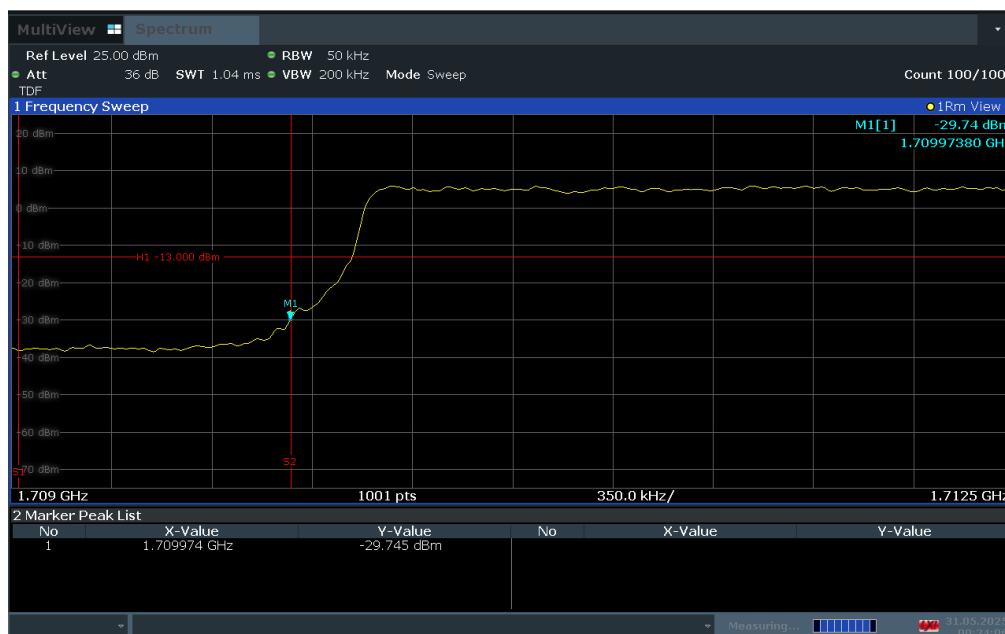
Plot 7-143. Upper Extended Band Edge Plot (LTE Band 66 - 3MHz QPSK – Full RB)

| | | | |
|---|---|--------------------|-----------------------------------|
| FCC ID: BCG-A3337 |  PART 27 MEASUREMENT REPORT | | Approved by: Technical Manager |
| Test Report S/N: 1C2503270033-03.BCG | Test Dates: 01/31/2025 - 07/21/2025 | EUT Type: Watch | Page 95 of 202 |

V2.2 09/07/2023

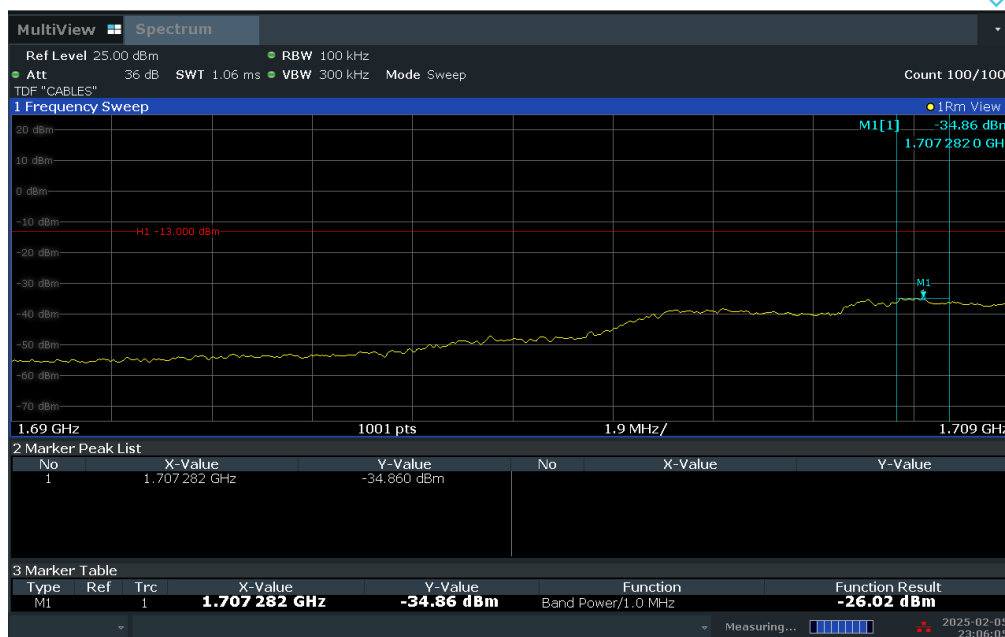
Unless otherwise specified, no part of this report may be reproduced or utilized in any part, form or by any means, electronic or mechanical, including photocopying and microfilm, without permission in writing from Element Materials Technology. If you have any questions about this or have an enquiry about obtaining additional rights to this report or assembly of contents thereof, please contact ct.info@element.com.

Peak




00:24:07 31.05.2025

Plot 7-144. Lower Band Edge Plot (LTE Band 66 - 5MHz QPSK – Full RB)



11:06:05 PM 02/05/2025

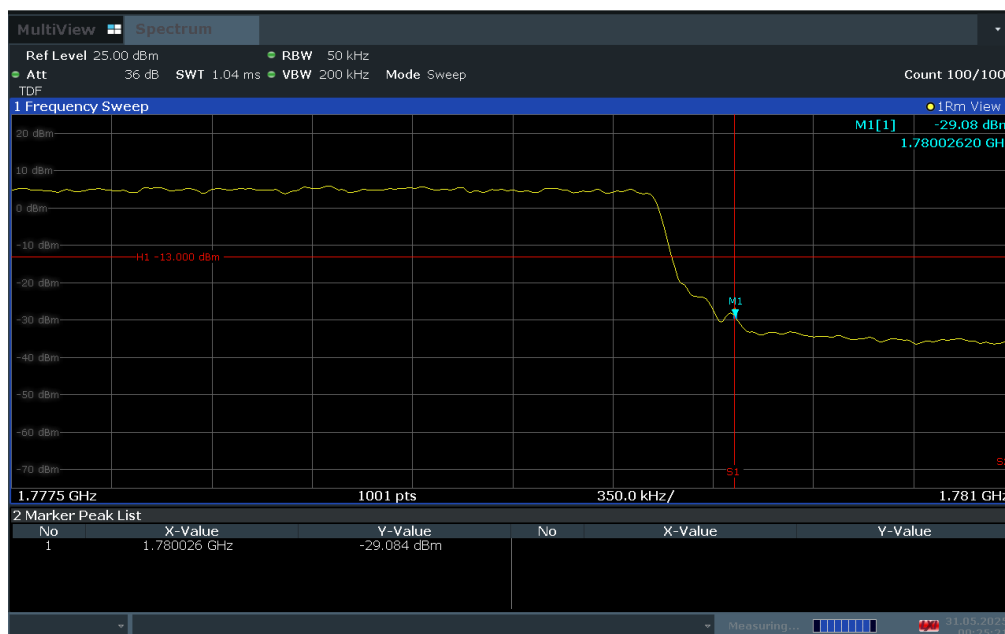
Plot 7-145. Lower Extended Band Edge Plot (LTE Band 66 - 5MHz QPSK – Full RB)

| | | | |
|---|---|--------------------|-----------------------------------|
| FCC ID: BCG-A3337 |  PART 27 MEASUREMENT REPORT | | Approved by: Technical Manager |
| Test Report S/N: 1C2503270033-03.BCG | Test Dates: 01/31/2025 - 07/21/2025 | EUT Type: Watch | Page 96 of 202 |

V2.2 09/07/2023

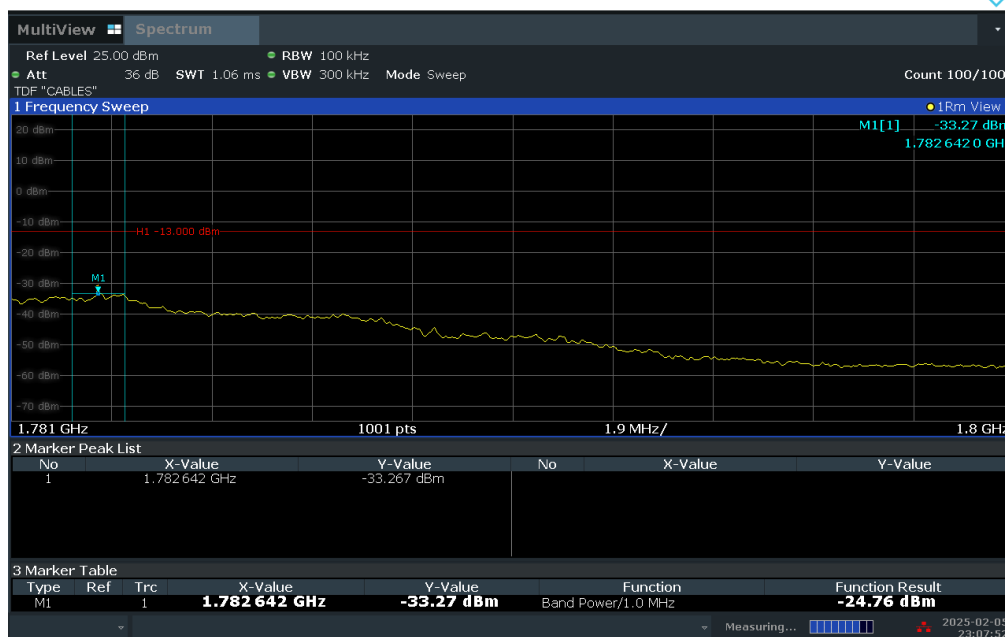
Unless otherwise specified, no part of this report may be reproduced or utilized in any part, form or by any means, electronic or mechanical, including photocopying and microfilm, without permission in writing from Element Materials Technology. If you have any questions about this or have an enquiry about obtaining additional rights to this report or assembly of contents thereof, please contact ct.info@element.com.

Peak




00:25:21 31.05.2025

Plot 7-146. Upper Band Edge Plot (LTE Band 66 - 5MHz QPSK – Full RB)



11:07:53 PM 02/05/2025

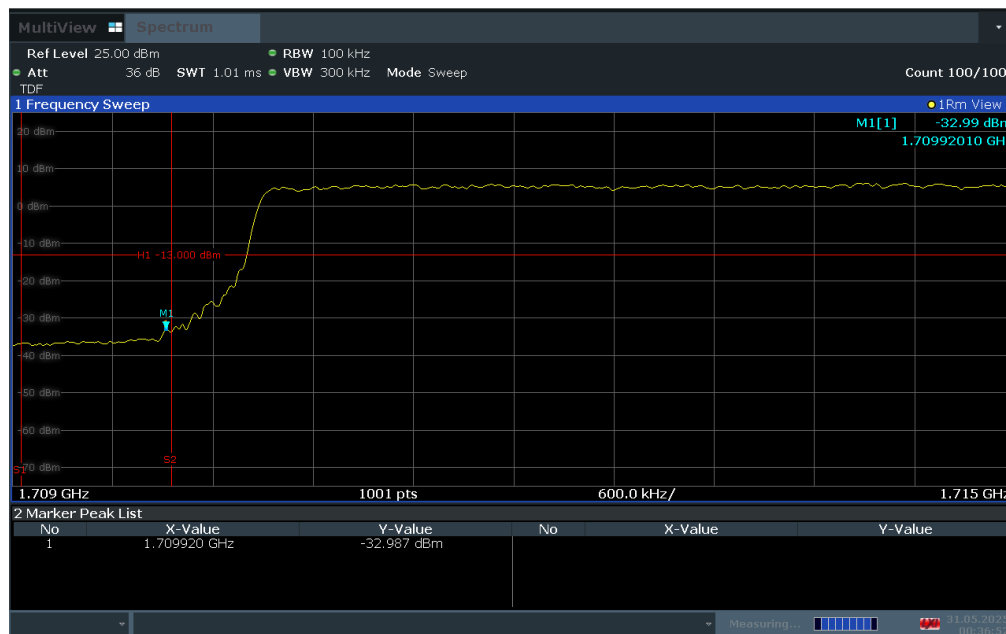
Plot 7-147. Upper Extended Band Edge Plot (LTE Band 66 - 5MHz QPSK – Full RB)

| | | | |
|---|---|--------------------|-----------------------------------|
| FCC ID: BCG-A3337 |  PART 27 MEASUREMENT REPORT | | Approved by: Technical Manager |
| Test Report S/N: 1C2503270033-03.BCG | Test Dates: 01/31/2025 - 07/21/2025 | EUT Type: Watch | Page 97 of 202 |

V2.2 09/07/2023

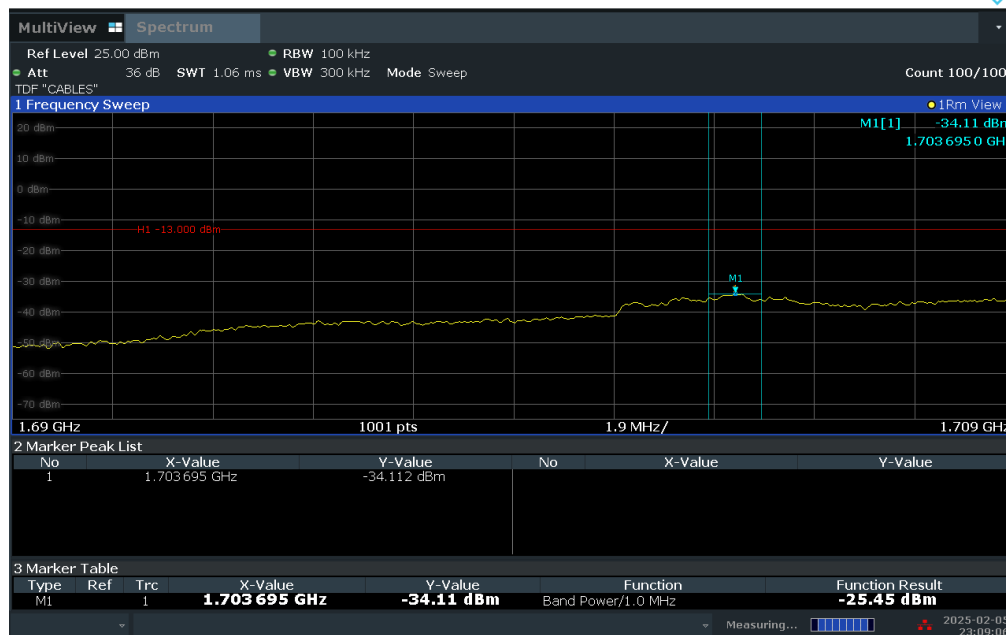
Unless otherwise specified, no part of this report may be reproduced or utilized in any part, form or by any means, electronic or mechanical, including photocopying and microfilm, without permission in writing from Element Materials Technology. If you have any questions about this or have an enquiry about obtaining additional rights to this report or assembly of contents thereof, please contact ct.info@element.com.

Peak




00:36:52 31.05.2025

Plot 7-148. Lower Band Edge Plot (LTE Band 66 - 10MHz QPSK – Full RB)



11:09:06 PM 02/05/2025

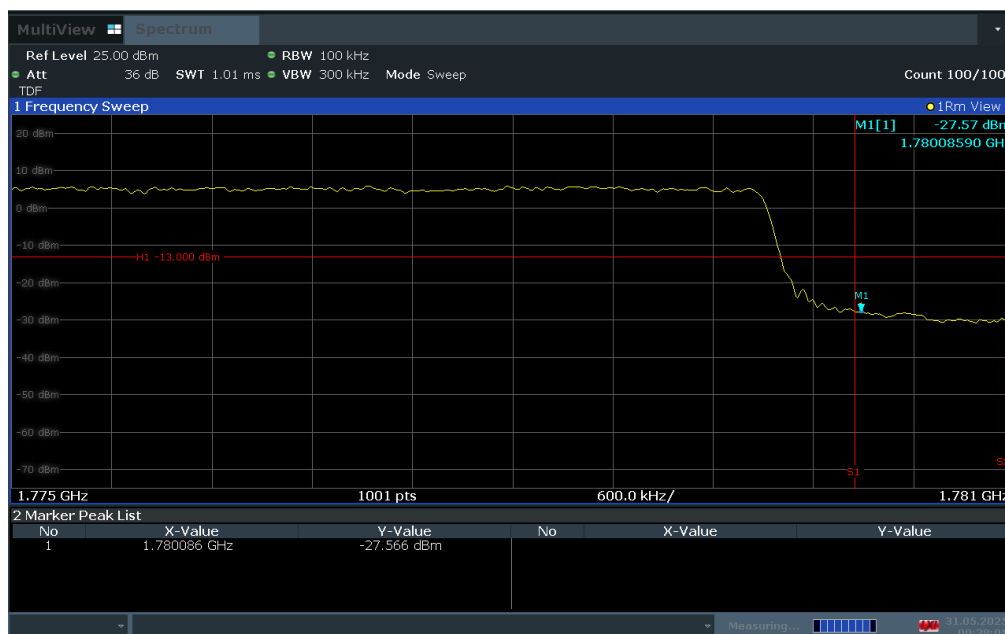
Plot 7-149. Lower Extended Band Edge Plot (LTE Band 66 - 10MHz QPSK – Full RB)

| | | | |
|---|---|--------------------|-----------------------------------|
| FCC ID: BCG-A3337 |  PART 27 MEASUREMENT REPORT | | Approved by: Technical Manager |
| Test Report S/N: 1C2503270033-03.BCG | Test Dates: 01/31/2025 - 07/21/2025 | EUT Type: Watch | Page 98 of 202 |

V2.2 09/07/2023

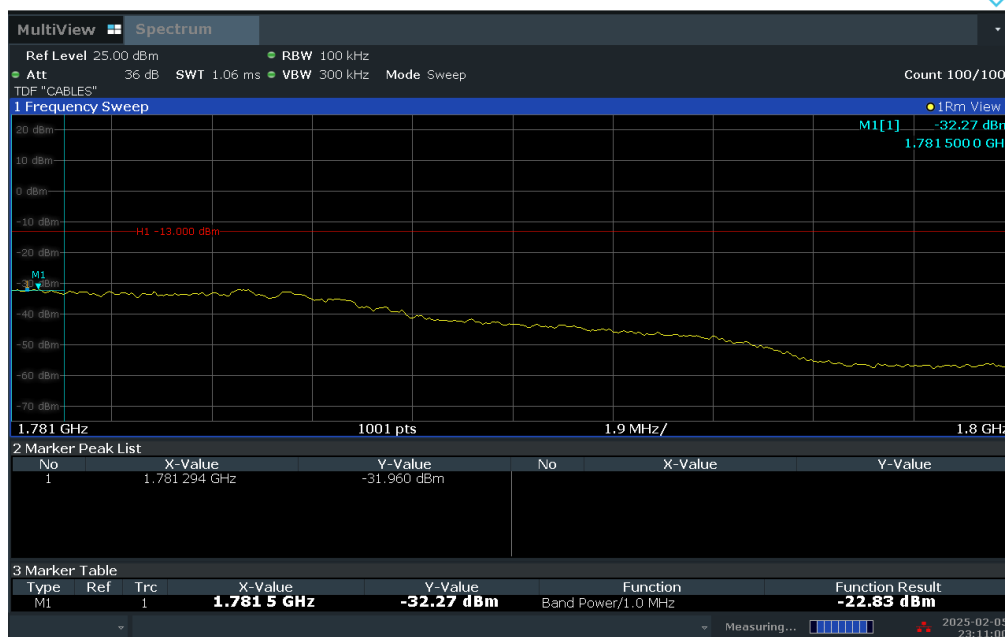
Unless otherwise specified, no part of this report may be reproduced or utilized in any part, form or by any means, electronic or mechanical, including photocopying and microfilm, without permission in writing from Element Materials Technology. If you have any questions about this or have an enquiry about obtaining additional rights to this report or assembly of contents thereof, please contact ct.info@element.com.

Peak




00:38:06 31.05.2025

Plot 7-150. Upper Band Edge Plot (LTE Band 66 - 10MHz QPSK – Full RB)



11:11:00 PM 02/05/2025

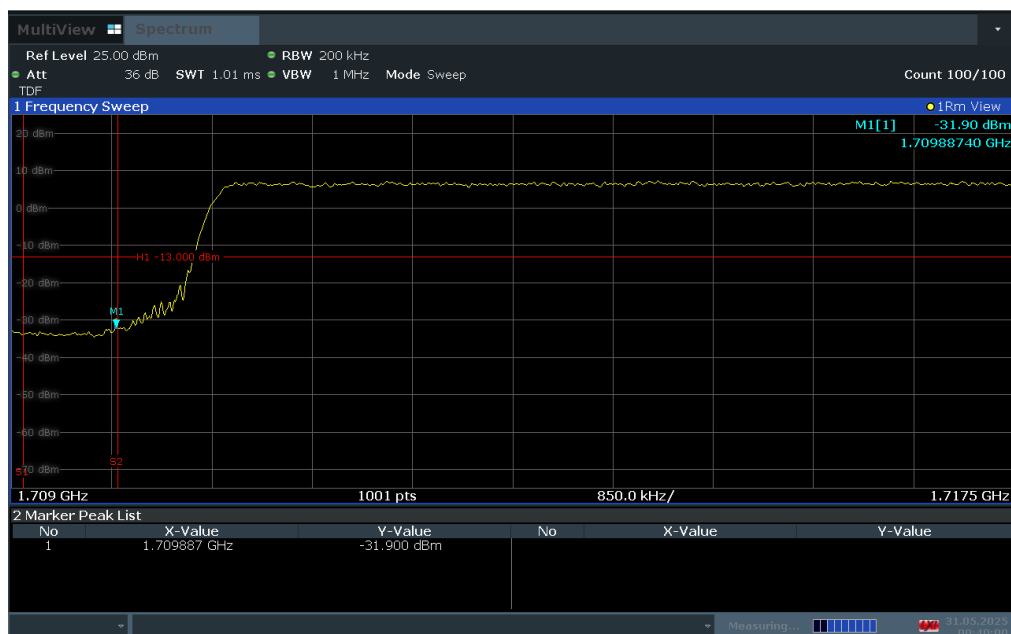
Plot 7-151. Upper Extended Band Edge Plot (LTE Band 66 - 10MHz QPSK – Full RB)

| | | | |
|---|---|--------------------|-----------------------------------|
| FCC ID: BCG-A3337 |  PART 27 MEASUREMENT REPORT | | Approved by: Technical Manager |
| Test Report S/N: 1C2503270033-03.BCG | Test Dates: 01/31/2025 - 07/21/2025 | EUT Type: Watch | Page 99 of 202 |

V2.2 09/07/2023

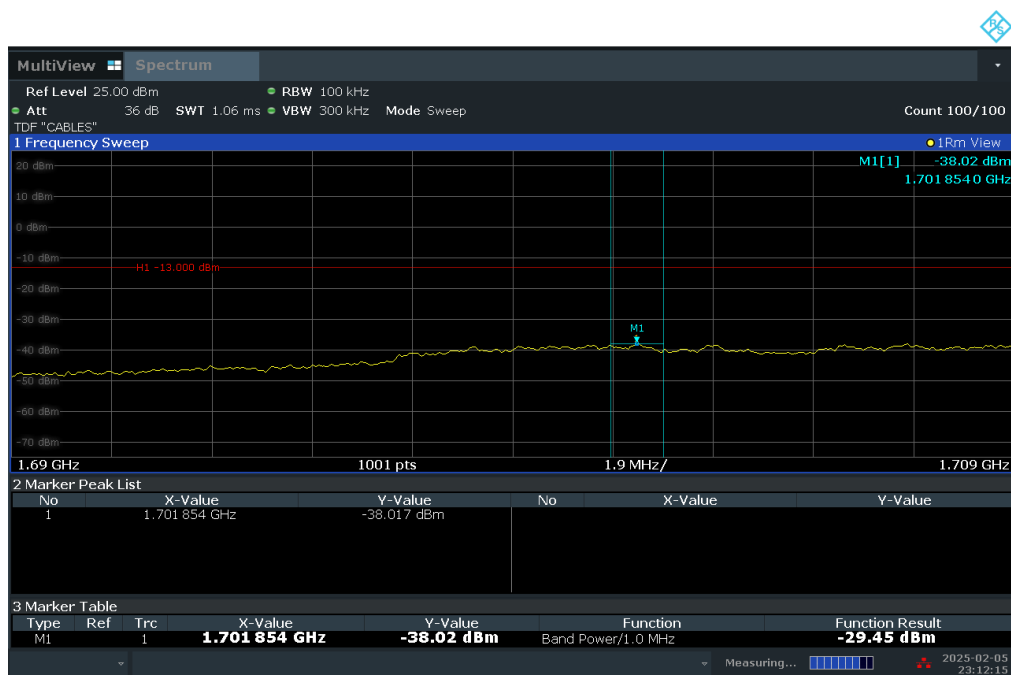
Unless otherwise specified, no part of this report may be reproduced or utilized in any part, form or by any means, electronic or mechanical, including photocopying and microfilm, without permission in writing from Element Materials Technology. If you have any questions about this or have an enquiry about obtaining additional rights to this report or assembly of contents thereof, please contact ct.info@element.com.

Peak




00:40:00 31.05.2025

Plot 7-152. Lower Band Edge Plot (LTE Band 66 - 15MHz QPSK – Full RB)



11:12:15 PM 02/05/2025

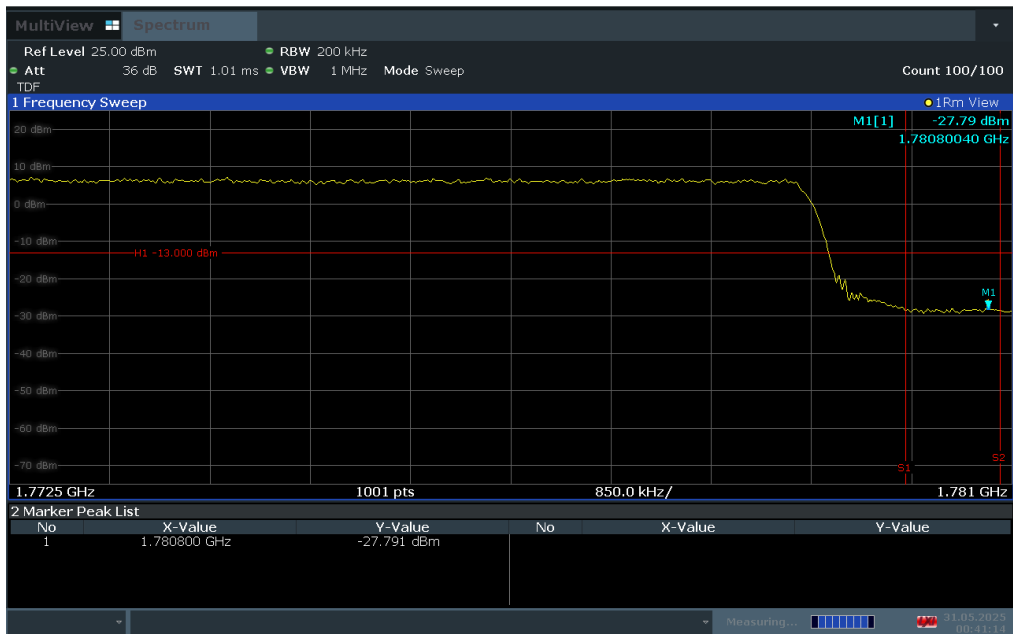
Plot 7-153. Lower Extended Band Edge Plot (LTE Band 66 - 15MHz QPSK – Full RB)

| | | | |
|---|---|--------------------|-----------------------------------|
| FCC ID: BCG-A3337 |  PART 27 MEASUREMENT REPORT | | Approved by: Technical Manager |
| Test Report S/N: 1C2503270033-03.BCG | Test Dates: 01/31/2025 - 07/21/2025 | EUT Type: Watch | Page 100 of 202 |

V2.2 09/07/2023

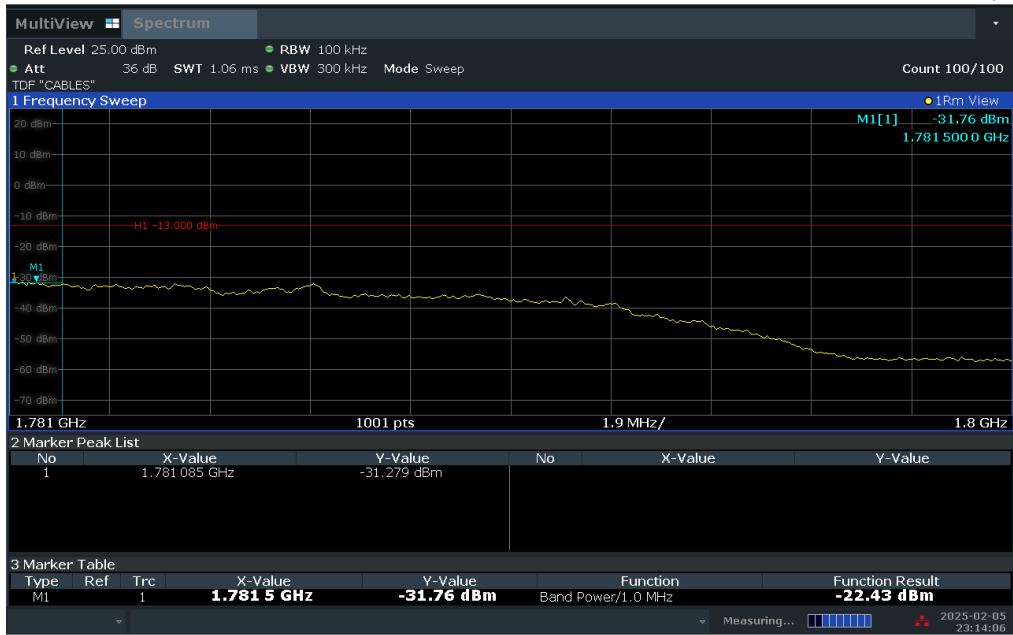
Unless otherwise specified, no part of this report may be reproduced or utilized in any part, form or by any means, electronic or mechanical, including photocopying and microfilm, without permission in writing from Element Materials Technology. If you have any questions about this or have an enquiry about obtaining additional rights to this report or assembly of contents thereof, please contact ct.info@element.com.

Peak



00:41:14 31.05.2025

Plot 7-154. Upper Band Edge Plot (LTE Band 66 - 15MHz QPSK – Full RB)



11:14:06 PM 02/05/2025

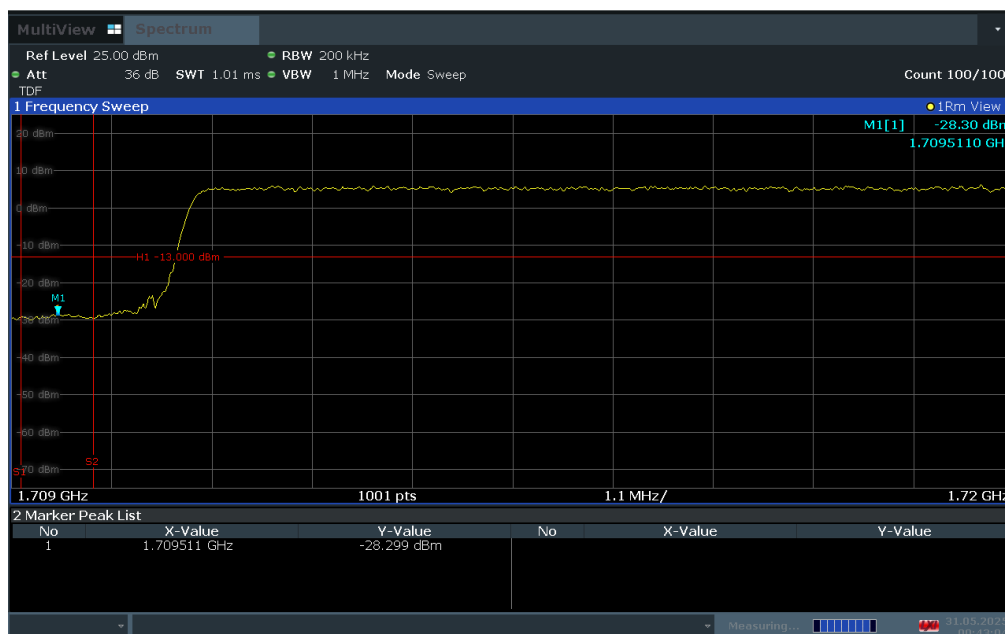
Plot 7-155. Upper Extended Band Edge Plot (LTE Band 66 - 15MHz QPSK – Full RB)

| | | | |
|---|--|--------------------|-----------------------------------|
| FCC ID: BCG-A3337 | PART 27 MEASUREMENT REPORT | | Approved by: Technical Manager |
| Test Report S/N: 1C2503270033-03.BCG | Test Dates: 01/31/2025 - 07/21/2025 | EUT Type: Watch | Page 101 of 202 |

V2.2 09/07/2023

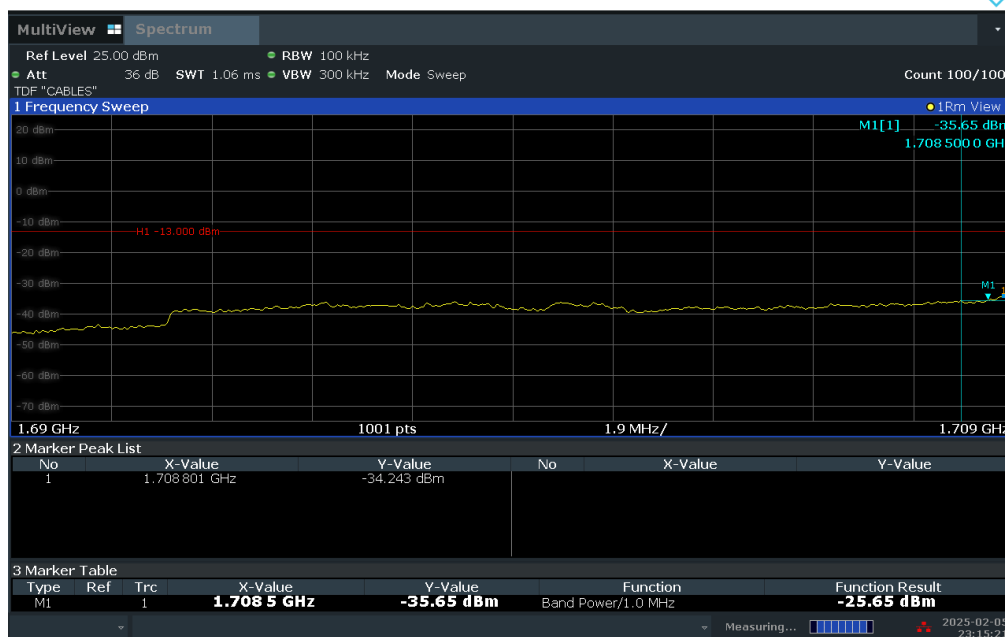
Unless otherwise specified, no part of this report may be reproduced or utilized in any part, form or by any means, electronic or mechanical, including photocopying and microfilm, without permission in writing from Element Materials Technology. If you have any questions about this or have an enquiry about obtaining additional rights to this report or assembly of contents thereof, please contact ct.info@element.com.

Peak




00:43:05 31.05.2025

Plot 7-156. Lower Band Edge Plot (LTE Band 66 - 20MHz QPSK – Full RB)



11:15:21 PM 02/05/2025

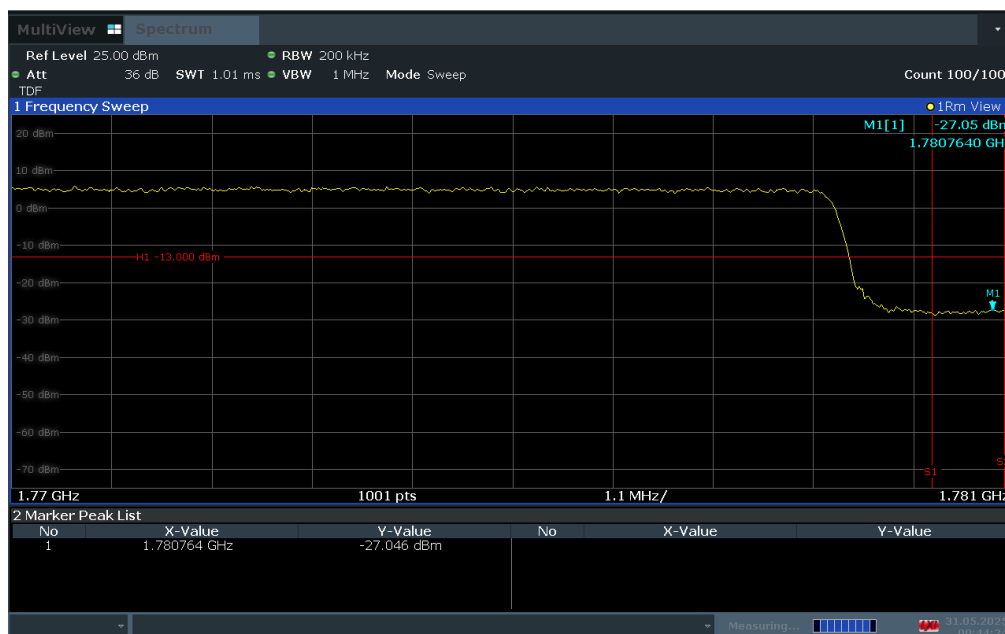
Plot 7-157. Lower Extended Band Edge Plot (LTE Band 66 - 20MHz QPSK – Full RB)

| | | | |
|---|---|--------------------|-----------------------------------|
| FCC ID: BCG-A3337 |  PART 27 MEASUREMENT REPORT | | Approved by: Technical Manager |
| Test Report S/N: 1C2503270033-03.BCG | Test Dates: 01/31/2025 - 07/21/2025 | EUT Type: Watch | Page 102 of 202 |

V2.2 09/07/2023

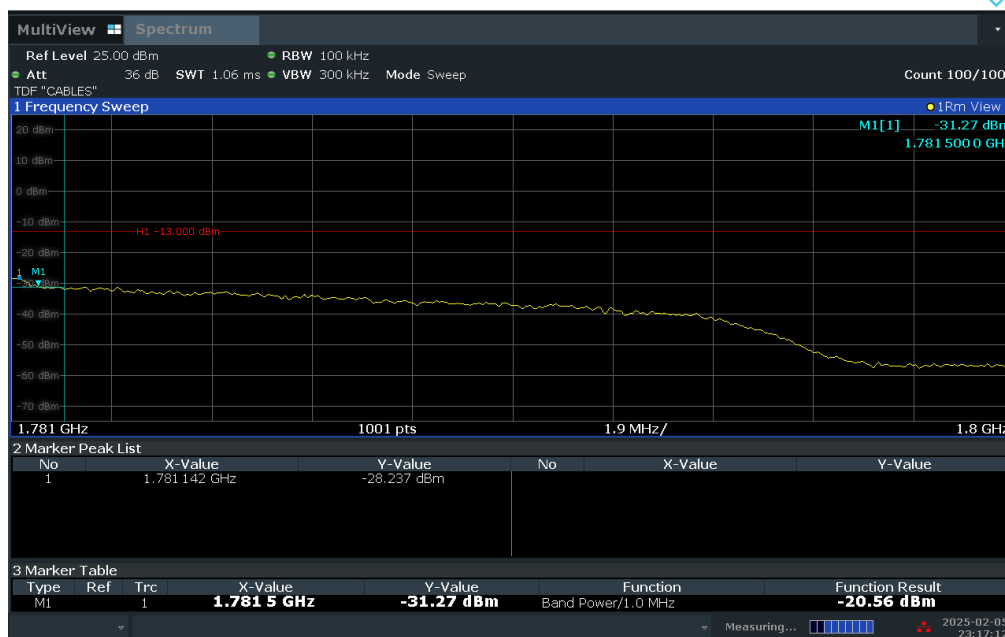
Unless otherwise specified, no part of this report may be reproduced or utilized in any part, form or by any means, electronic or mechanical, including photocopying and microfilm, without permission in writing from Element Materials Technology. If you have any questions about this or have an enquiry about obtaining additional rights to this report or assembly of contents thereof, please contact ct.info@element.com.

Peak




00:44:25 31.05.2025

Plot 7-158. Upper Band Edge Plot (LTE Band 66 - 20MHz QPSK – Full RB)



11:17:12 PM 02/05/2025

Plot 7-159. Upper Extended Band Edge Plot (LTE Band 66 - 20MHz QPSK – Full RB)

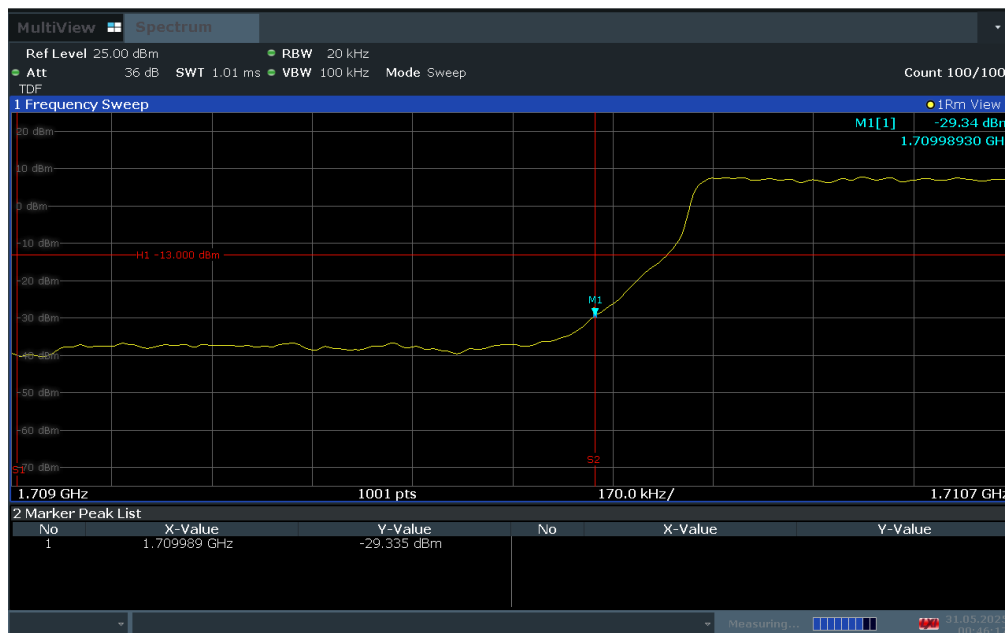
| | | | |
|---|---|--------------------|-----------------------------------|
| FCC ID: BCG-A3337 |  PART 27 MEASUREMENT REPORT | | Approved by: Technical Manager |
| Test Report S/N: 1C2503270033-03.BCG | Test Dates: 01/31/2025 - 07/21/2025 | EUT Type: Watch | Page 103 of 202 |

V2.2 09/07/2023

Unless otherwise specified, no part of this report may be reproduced or utilized in any part, form or by any means, electronic or mechanical, including photocopying and microfilm, without permission in writing from Element Materials Technology. If you have any questions about this or have an enquiry about obtaining additional rights to this report or assembly of contents thereof, please contact ct.info@element.com.

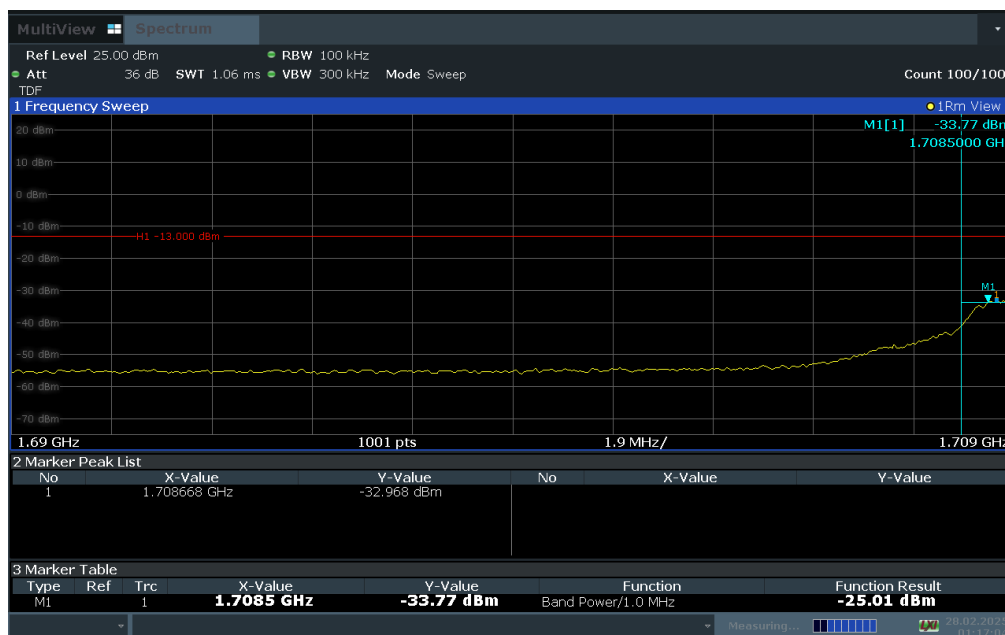
LTE Band 4

Peak




00:46:18 31.05.2025

Plot 7-160. Lower Band Edge Plot (LTE Band 4 – 1.4MHz QPSK – Full RB)



01:17:05 28.02.2025

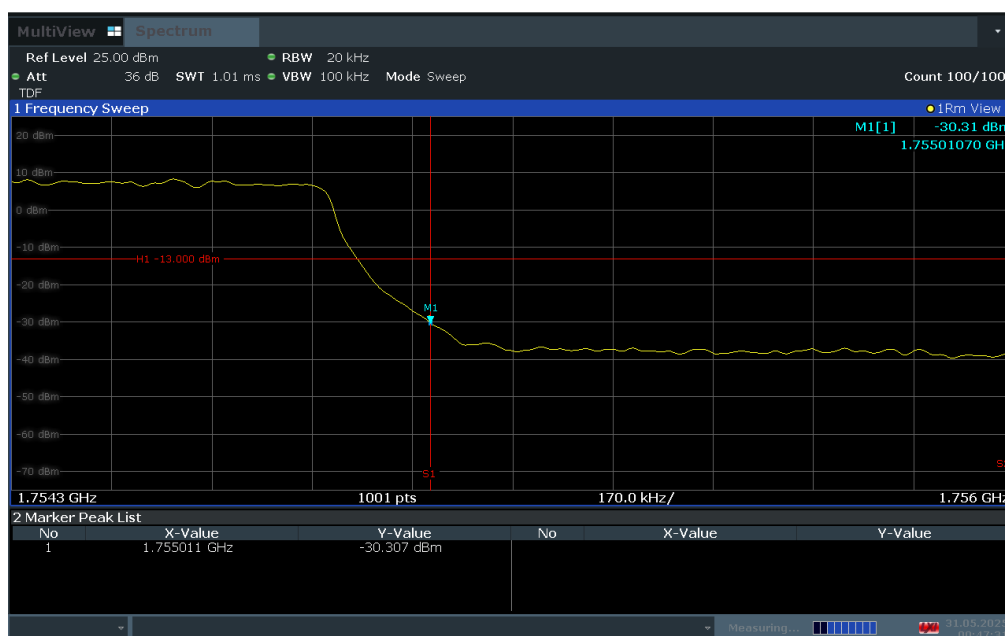
Plot 7-161. Lower Extended Band Edge Plot (LTE Band 4 – 1.4MHz QPSK – Full RB)

| | | | |
|---|---|--------------------|-----------------------------------|
| FCC ID: BCG-A3337 |  PART 27 MEASUREMENT REPORT | | Approved by: Technical Manager |
| Test Report S/N: 1C2503270033-03.BCG | Test Dates: 01/31/2025 - 07/21/2025 | EUT Type: Watch | Page 104 of 202 |

V2.2 09/07/2023

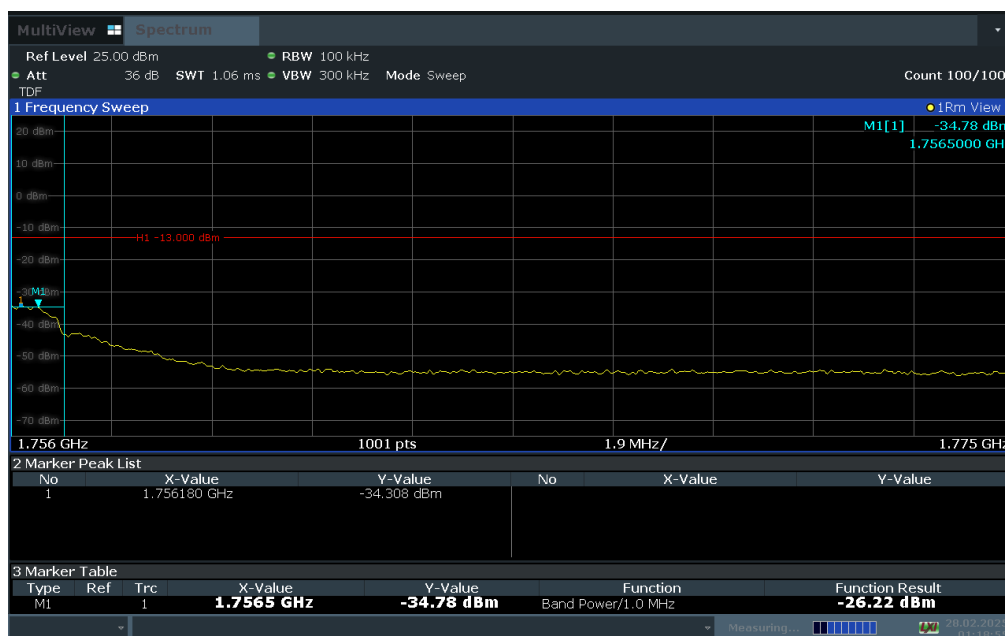
Unless otherwise specified, no part of this report may be reproduced or utilized in any part, form or by any means, electronic or mechanical, including photocopying and microfilm, without permission in writing from Element Materials Technology. If you have any questions about this or have an enquiry about obtaining additional rights to this report or assembly of contents thereof, please contact ct.info@element.com.

Peak




00:47:31 31.05.2025

Plot 7-162. Upper Band Edge Plot (LTE Band 4 – 1.4MHz QPSK – Full RB)



01:18:56 28.02.2025

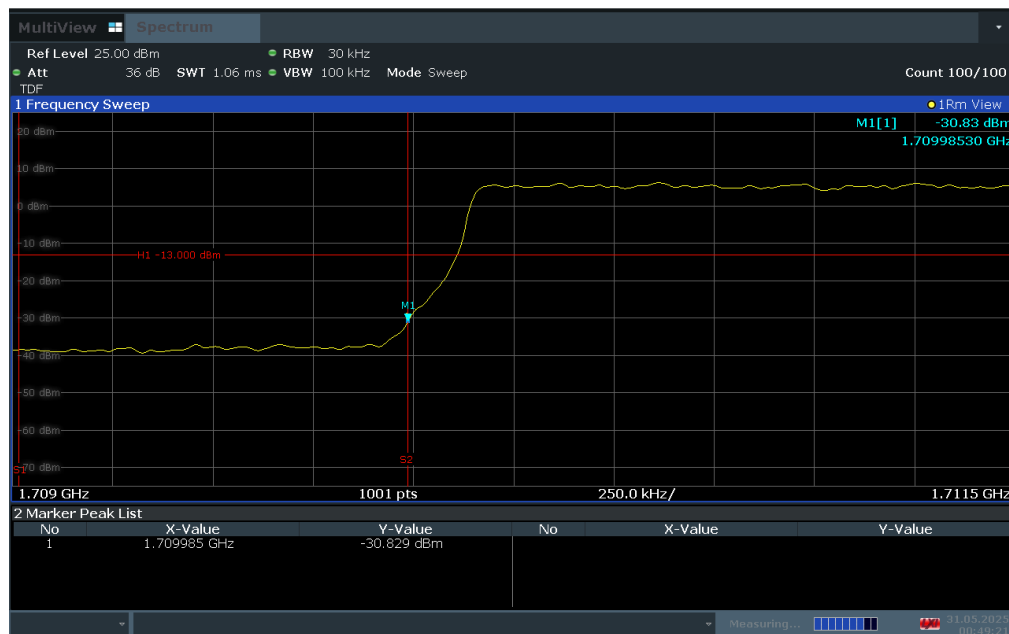
Plot 7-163. Upper Extended Band Edge Plot (LTE Band 4 – 1.4MHz QPSK – Full RB)

| | | | |
|---|---|--------------------|-----------------------------------|
| FCC ID: BCG-A3337 |  PART 27 MEASUREMENT REPORT | | Approved by: Technical Manager |
| Test Report S/N: 1C2503270033-03.BCG | Test Dates: 01/31/2025 - 07/21/2025 | EUT Type: Watch | Page 105 of 202 |

V2.2 09/07/2023

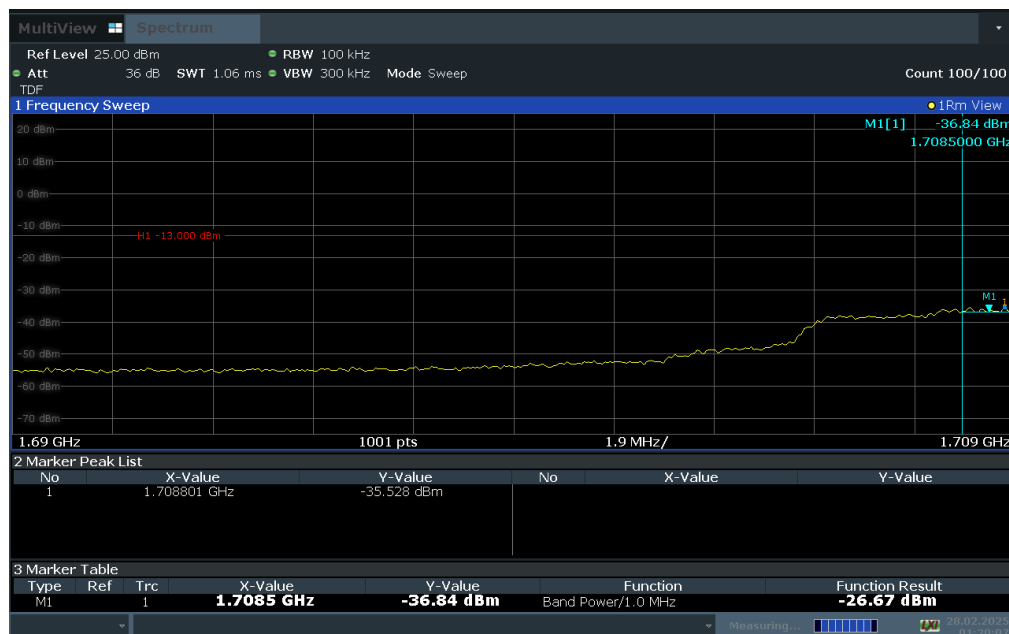
Unless otherwise specified, no part of this report may be reproduced or utilized in any part, form or by any means, electronic or mechanical, including photocopying and microfilm, without permission in writing from Element Materials Technology. If you have any questions about this or have an enquiry about obtaining additional rights to this report or assembly of contents thereof, please contact ct.info@element.com.

Peak




00:49:22 31.05.2025

Plot 7-164. Lower Band Edge Plot (LTE Band 4 - 3MHz QPSK – Full RB)



01:20:08 28.02.2025

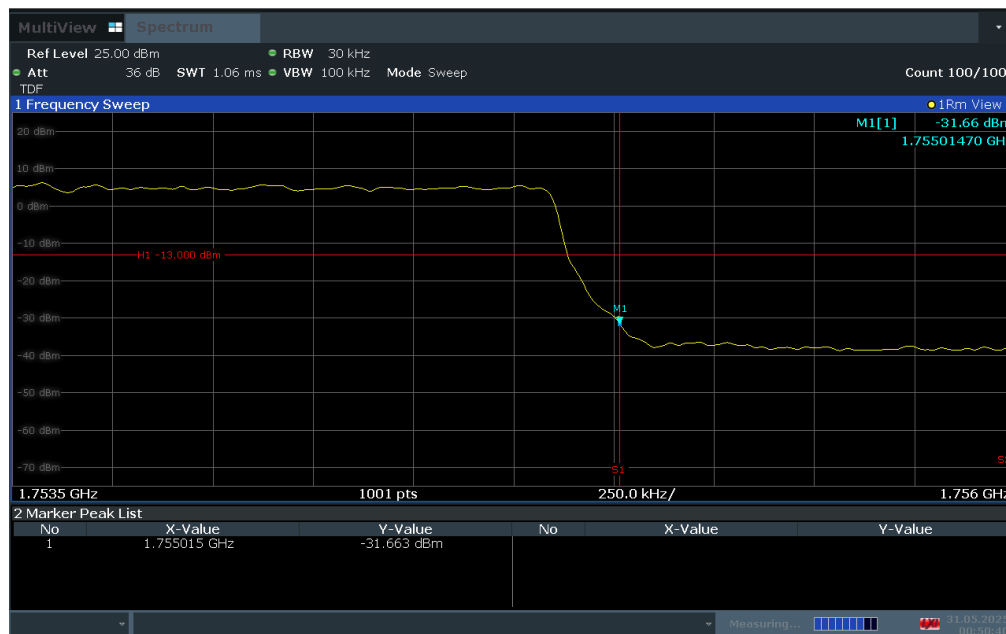
Plot 7-165. Lower Extended Band Edge Plot (LTE Band 4 - 3MHz QPSK – Full RB)

| | | | |
|---|--|--------------------|-----------------------------------|
| FCC ID: BCG-A3337 |  PART 27 MEASUREMENT REPORT | | Approved by: Technical Manager |
| Test Report S/N: 1C2503270033-03.BCG | Test Dates: 01/31/2025 - 07/21/2025 | EUT Type: Watch | Page 106 of 202 |

V2.2 09/07/2023

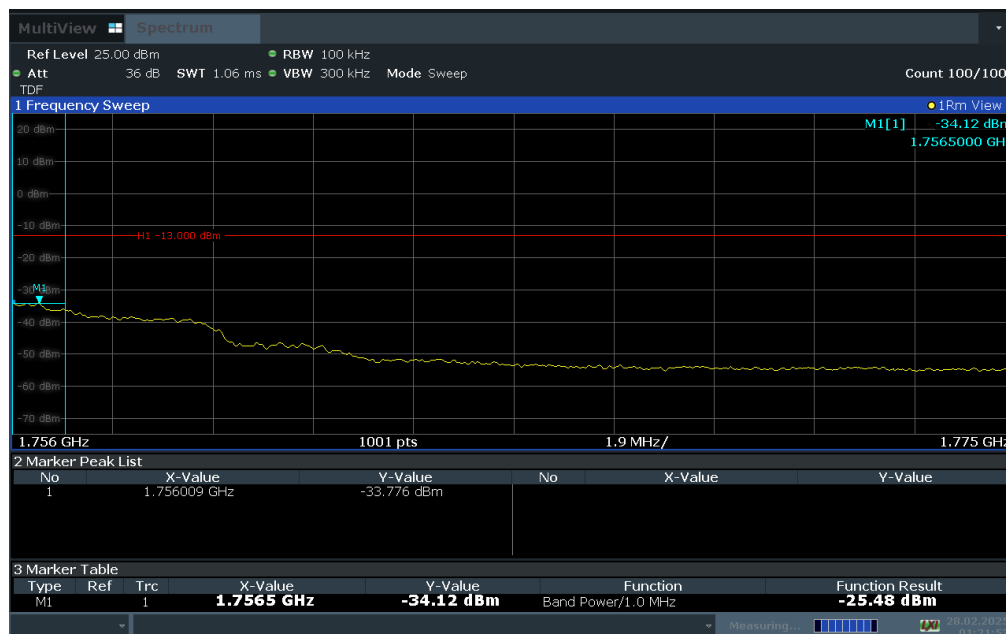
Unless otherwise specified, no part of this report may be reproduced or utilized in any part, form or by any means, electronic or mechanical, including photocopying and microfilm, without permission in writing from Element Materials Technology. If you have any questions about this or have an enquiry about obtaining additional rights to this report or assembly of contents thereof, please contact ct.info@element.com.

Peak




00:50:41 31.05.2025

Plot 7-166. Upper Band Edge Plot (LTE Band 4 - 3MHz QPSK – Full RB)



01:21:54 28.02.2025

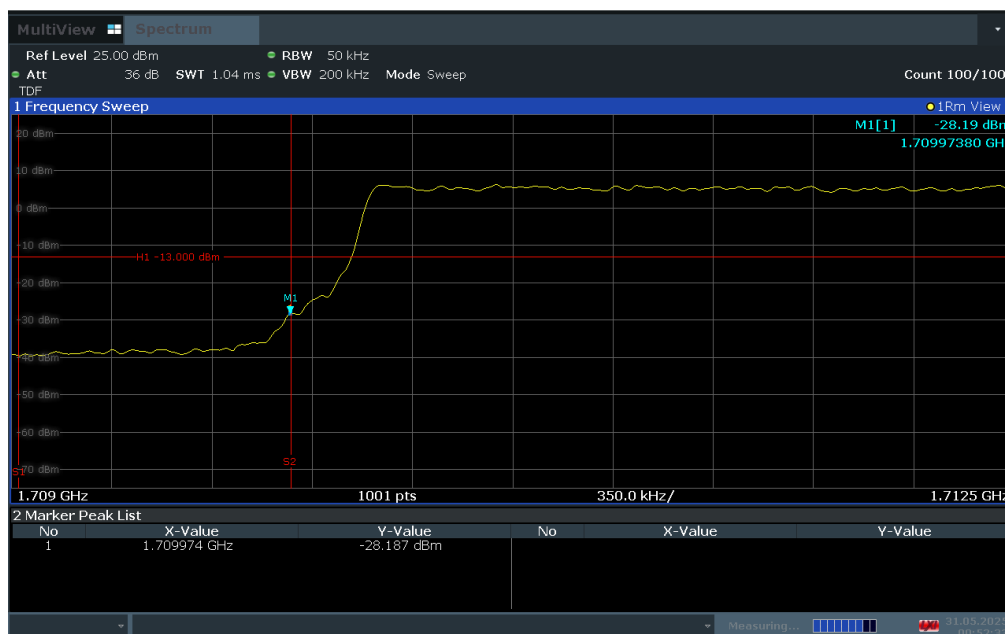
Plot 7-167. Upper Extended Band Edge Plot (LTE Band 4 - 3MHz QPSK – Full RB)

| | | | |
|---|---|--------------------|-----------------------------------|
| FCC ID: BCG-A3337 |  PART 27 MEASUREMENT REPORT | | Approved by: Technical Manager |
| Test Report S/N: 1C2503270033-03.BCG | Test Dates: 01/31/2025 - 07/21/2025 | EUT Type: Watch | Page 107 of 202 |

V2.2 09/07/2023

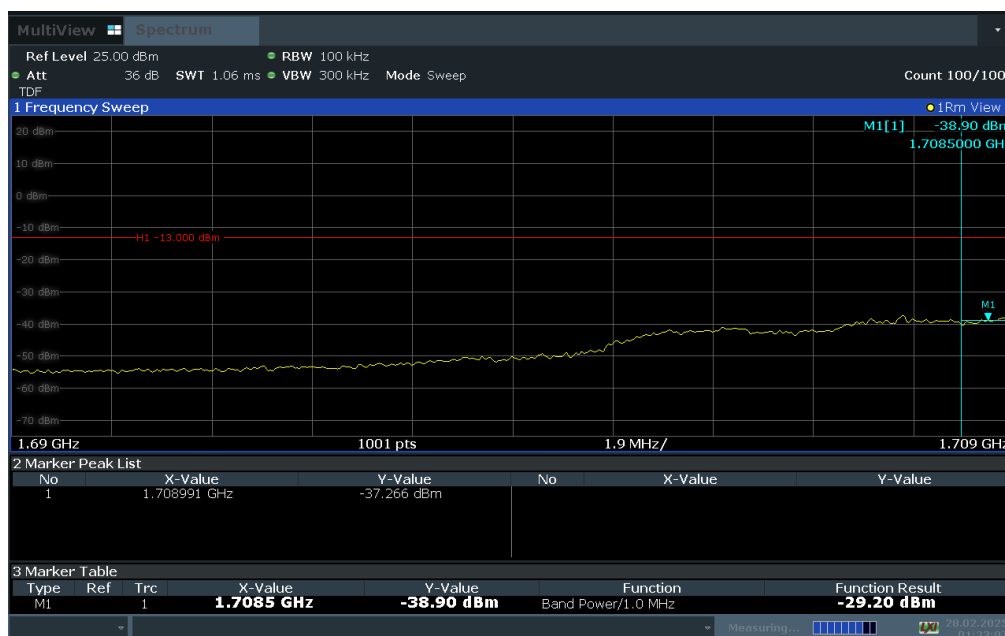
Unless otherwise specified, no part of this report may be reproduced or utilized in any part, form or by any means, electronic or mechanical, including photocopying and microfilm, without permission in writing from Element Materials Technology. If you have any questions about this or have an enquiry about obtaining additional rights to this report or assembly of contents thereof, please contact ct.info@element.com.

Peak




00:52:33 31.05.2025

Plot 7-168. Lower Band Edge Plot (LTE Band 4 - 5MHz QPSK – Full RB)



01:23:07 28.02.2025

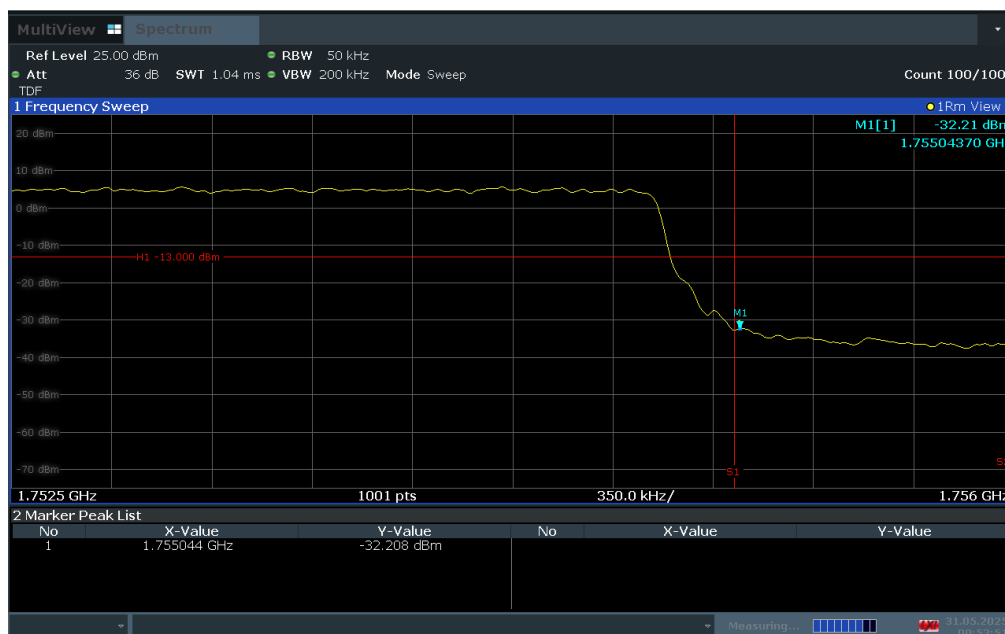
Plot 7-169. Lower Extended Band Edge Plot (LTE Band 4 - 5MHz QPSK – Full RB)

| | | | |
|---|---|--------------------|-----------------------------------|
| FCC ID: BCG-A3337 |  PART 27 MEASUREMENT REPORT | | Approved by: Technical Manager |
| Test Report S/N: 1C2503270033-03.BCG | Test Dates: 01/31/2025 - 07/21/2025 | EUT Type: Watch | Page 108 of 202 |

V2.2 09/07/2023

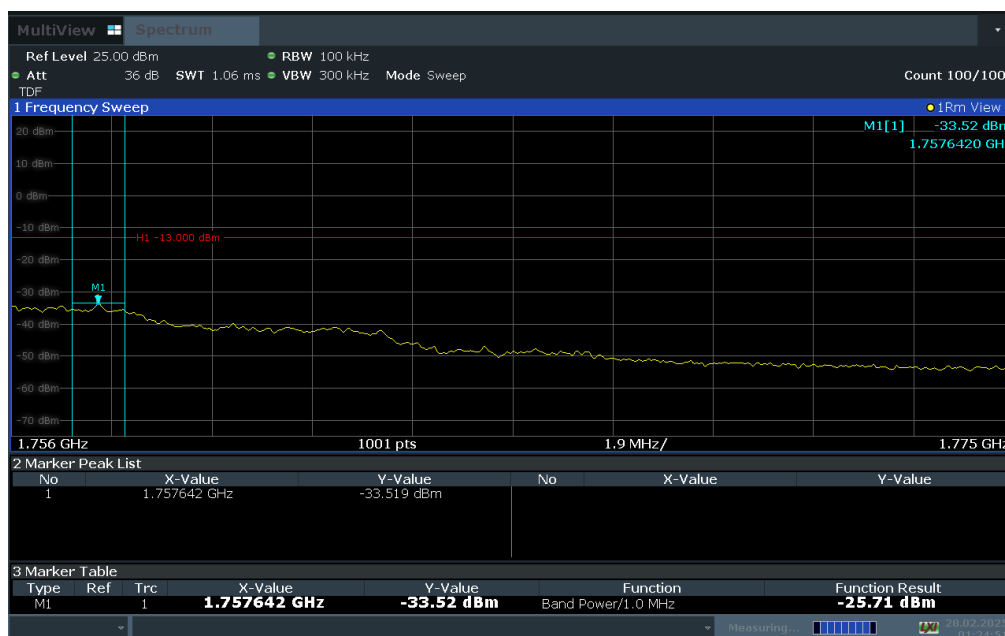
Unless otherwise specified, no part of this report may be reproduced or utilized in any part, form or by any means, electronic or mechanical, including photocopying and microfilm, without permission in writing from Element Materials Technology. If you have any questions about this or have an enquiry about obtaining additional rights to this report or assembly of contents thereof, please contact ct.info@element.com.

Peak




00:53:52 31.05.2025

Plot 7-170. Upper Band Edge Plot (LTE Band 4 - 5MHz QPSK – Full RB)



01:24:51 28.02.2025

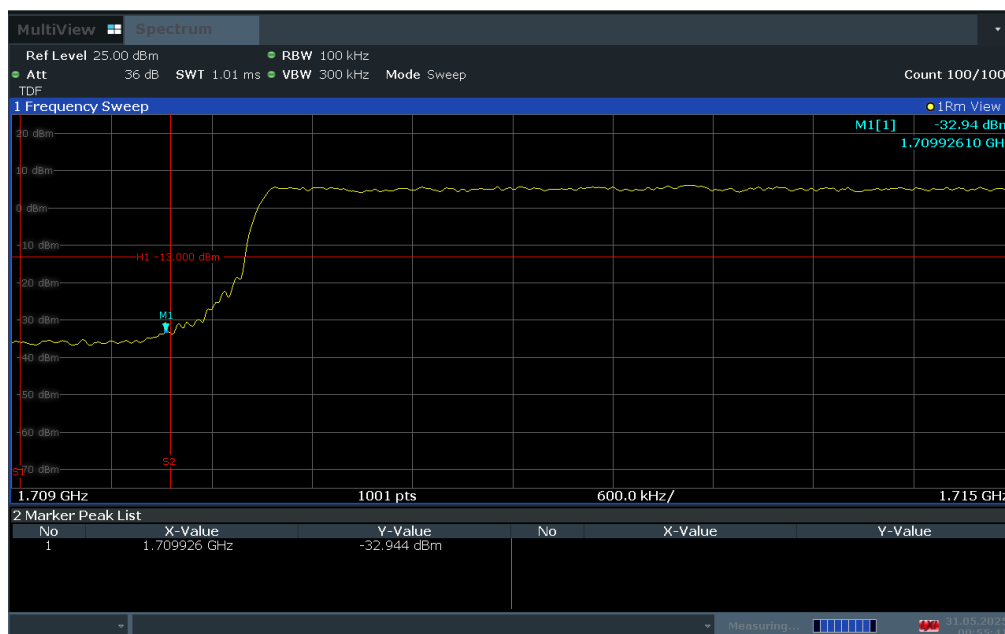
Plot 7-171. Upper Extended Band Edge Plot (LTE Band 4 - 5MHz QPSK – Full RB)

| | | | |
|---|---|--------------------|-----------------------------------|
| FCC ID: BCG-A3337 |  PART 27 MEASUREMENT REPORT | | Approved by: Technical Manager |
| Test Report S/N: 1C2503270033-03.BCG | Test Dates: 01/31/2025 - 07/21/2025 | EUT Type: Watch | Page 109 of 202 |

V2.2 09/07/2023

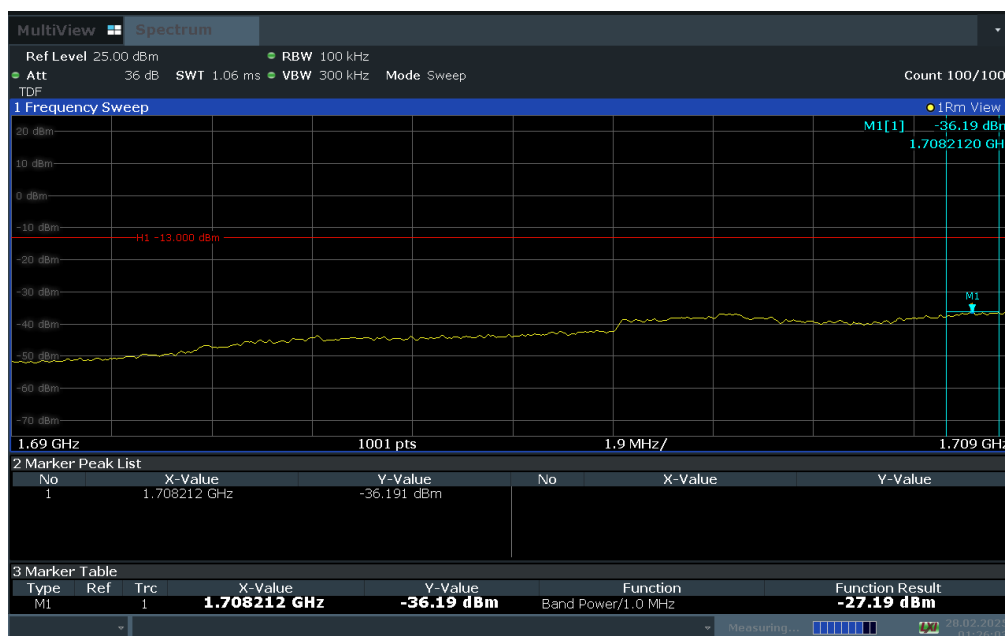
Unless otherwise specified, no part of this report may be reproduced or utilized in any part, form or by any means, electronic or mechanical, including photocopying and microfilm, without permission in writing from Element Materials Technology. If you have any questions about this or have an enquiry about obtaining additional rights to this report or assembly of contents thereof, please contact ct.info@element.com.

Peak




00:55:41 31.05.2025

Plot 7-172. Lower Band Edge Plot (LTE Band 4 - 10MHz QPSK – Full RB)



01:26:04 28.02.2025

Plot 7-173. Lower Extended Band Edge Plot (LTE Band 4 - 10MHz QPSK – Full RB)

| | | | |
|---|---|--------------------|-----------------------------------|
| FCC ID: BCG-A3337 |  PART 27 MEASUREMENT REPORT | | Approved by: Technical Manager |
| Test Report S/N: 1C2503270033-03.BCG | Test Dates: 01/31/2025 - 07/21/2025 | EUT Type: Watch | Page 110 of 202 |

V2.2 09/07/2023

Unless otherwise specified, no part of this report may be reproduced or utilized in any part, form or by any means, electronic or mechanical, including photocopying and microfilm, without permission in writing from Element Materials Technology. If you have any questions about this or have an enquiry about obtaining additional rights to this report or assembly of contents thereof, please contact ct.info@element.com.