

APPENDIX D: SAR TISSUE SPECIFICATIONS

FCC ID: BCG-A3328	SAR EVALUATION REPORT	Approved by: Technical Manager
DUT Type: Watch		APPENDIX D: Page 1 of 4

Measurement Procedure for Tissue verification:

- 1) The network analyzer and probe system was configured and calibrated.
- 2) The probe was immersed in the tissue. The tissue was placed in a nonmetallic container. Trapped air bubbles beneath the flange were minimized by placing the probe at a slight angle.
- 3) The complex admittance with respect to the probe aperture was measured
- 4) The complex relative permittivity ϵ' can be calculated from the below equation (Pournaropoulos and Misra):

$$Y = \frac{j2\omega\epsilon_r\epsilon_0}{[\ln(b/a)]^2} \int_a^b \int_a^b \int_0^\pi \cos\phi' \frac{\exp[-j\omega r(\mu_0\epsilon_r'\epsilon_0)^{1/2}]}{r} d\phi' d\rho' d\rho$$

where Y is the admittance of the probe in contact with the sample, the primed and unprimed coordinates refer to source and observation points, respectively, $r^2 = \rho^2 + \rho'^2 - 2\rho\rho'\cos\phi'$, ω is the angular frequency, and $j = \sqrt{-1}$.

3 Composition / Information on ingredients

3.2 Mixtures

Description: Aqueous solution with surfactants and inhibitors

Declarable, or hazardous components:

CAS: 107-21-1 EINECS: 203-473-3 Reg.nr.: 01-2119456816-28-0000	Ethanediol STOT RE 2, H373; Acute Tox. 4, H302	>1.0-4.9%
CAS: 68608-26-4 EINECS: 271-781-5 Reg.nr.: 01-2119527859-22-0000	Sodium petroleum sulfonate Eye Irrit. 2, H319	< 2.9%
CAS: 107-41-5 EINECS: 203-489-0 Reg.nr.: 01-2119539582-35-0000	Hexylene Glycol / 2-Methyl-pentane-2,4-diol Skin Irrit. 2, H315; Eye Irrit. 2, H319	< 2.9%
CAS: 68920-66-1 NLP: 500-236-9 Reg.nr.: 01-2119489407-26-0000	Alkoxylated alcohol, > C₁₆ Aquatic Chronic 2, H411; Skin Irrit. 2, H315; Eye Irrit. 2, H319	< 2.0%

Additional information:

For the wording of the listed risk phrases refer to section 16.

Not mentioned CAS-, EINECS- or registration numbers are to be regarded as Proprietary/Confidential.

The specific chemical identity and/or exact percentage concentration of proprietary components is withheld as a trade secret.

Figure D-1

Note: Liquid recipes are proprietary SPEAG. Since the composition is approximate to the actual liquids utilized, the manufacturer tissue-equivalent liquid data sheets are provided below.

FCC ID: BCG-A3328	SAR EVALUATION REPORT	Approved by: Technical Manager
DUT Type: Watch		APPENDIX D: Page 2 of 4

Measurement Certificate / Material Test

Item Name	Head Tissue Simulating Liquid (HBBL600-10000V6)
Product No.	SL AAH U16 CA (Batch: 250317-1)
Manufacturer	SPEAG

Measurement Method

TSL dielectric parameters measured using calibrated DAK probe.

Target Parameters

Target parameters as defined in the IEEE 1528 and IEC 62209 compliance standards.

Test Condition

Ambient Condition 22°C ; 30% humidity

TSL Temperature 22°C

Test Date 20-Mar-25

Operator CL

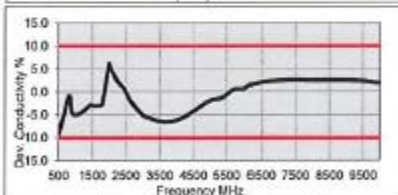
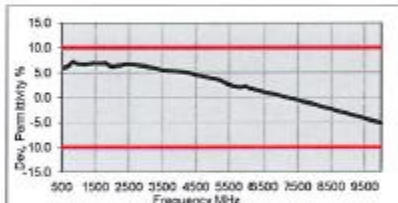
Additional Information

TSL Density

TSL Heat-capacity

Results

f [MHz]	Measured			Target		Diff. to Target [%]	
	ϵ'	ϵ''	sigma	eps	sigma	$\Delta\epsilon'$	$\Delta\epsilon''$
600	45.3	24.6	0.82	42.7	0.88	6.0	-7.0
750	44.7	20.9	0.87	41.9	0.89	6.6	-2.6
900	44.6	20.0	0.89	41.7	0.90	7.0	-0.8
925	44.5	19.8	0.90	41.6	0.91	7.0	-0.7
935	44.5	19.4	0.91	41.5	0.91	7.1	-0.2
950	44.4	19.2	0.91	41.5	0.92	7.0	-0.7
960	44.3	18.5	0.93	41.5	0.97	6.7	-4.1
1400	43.4	14.7	1.14	40.6	1.18	6.9	-3.3
1450	43.3	14.5	1.17	40.5	1.20	6.9	-2.5
1600	43.1	14.0	1.25	40.3	1.28	6.9	-2.7
1625	43.1	13.9	1.26	40.3	1.30	7.0	-3.0
1640	43.1	13.9	1.27	40.3	1.31	7.1	-2.8
1650	43.0	13.9	1.27	40.2	1.31	6.9	-3.3
1700	42.9	13.8	1.30	40.2	1.34	6.8	-3.1
1750	42.8	13.7	1.33	40.1	1.37	6.8	-3.0
1800	42.8	13.6	1.36	40.0	1.40	7.0	-2.9
1910	42.8	13.6	1.37	40.0	1.40	7.0	-2.1
1925	42.8	13.6	1.38	40.0	1.40	7.0	-1.4
1950	42.7	13.5	1.39	40.0	1.40	6.8	-0.7
1990	42.6	13.4	1.42	40.0	1.40	6.5	1.4
1950	42.5	13.4	1.45	40.0	1.40	6.3	3.6
2000	42.5	13.4	1.49	40.0	1.40	6.3	6.4
2050	42.4	13.3	1.52	39.9	1.44	6.2	9.2
2100	42.3	13.3	1.55	39.8	1.49	6.2	4.1
2150	42.3	13.3	1.59	39.7	1.53	6.5	3.7
2200	42.2	13.3	1.62	39.6	1.58	6.4	2.7
2250	42.1	13.3	1.66	39.6	1.62	6.4	2.3
2300	42.0	13.3	1.70	39.5	1.67	6.4	2.0
2350	42.0	13.3	1.74	39.4	1.71	6.7	1.7
2400	41.9	13.3	1.77	39.3	1.76	6.6	0.8
2450	41.8	13.3	1.81	39.2	1.80	6.6	0.6
2500	41.8	13.3	1.85	39.1	1.85	6.8	-0.2
2550	41.7	13.3	1.89	39.1	1.91	6.7	-1.0
2600	41.6	13.4	1.93	39.0	1.96	6.6	-1.7



3500	40.0	14.0	2.72	37.9	2.91	5.5	-6.5
3750	39.7	14.1	2.91	37.7	3.12	5.4	-8.6
5200	37.2	15.6	4.55	36.0	4.65	3.5	-1.6
5250	37.1	15.9	4.63	35.9	4.71	3.3	-1.6
5300	37.0	15.9	4.69	35.9	4.76	3.2	-1.5
5500	36.6	16.1	4.93	35.6	4.96	2.6	-0.7
5600	36.4	16.2	5.05	35.5	5.07	2.3	-0.1
5700	36.2	16.4	5.19	35.4	5.17	2.1	0.4
5800	36.0	16.4	5.30	35.3	5.27	2.0	0.6
6000	35.8	16.5	5.51	35.1	5.48	2.2	0.6
6500	34.8	17.1	6.20	34.5	6.07	1.1	2.1
7000	34.0	17.5	6.81	33.9	6.55	0.3	2.5
7500	33.1	17.8	7.43	33.3	7.24	-0.6	2.6
8000	32.2	18.1	8.04	32.7	7.84	-1.5	2.6
8500	31.4	18.3	8.67	32.1	8.45	-2.4	2.6
9000	30.5	18.6	9.31	31.5	9.00	-3.3	2.6
9500	29.6	18.8	9.94	31.0	9.71	-4.3	2.3
10000	28.8	19.0	10.58	30.4	10.36	-5.2	1.9

FCC ID: BCG-A3328

SAR EVALUATION REPORT

Approved by:

Technical Manager

DUT Type:

Watch

APPENDIX D:

Page 3 of 4

Figure D-2
600 – 10000 MHz Head Tissue Equivalent Matter

Schmid & Partner Engineering AG

s p e a g

Zaughausstrasse 43, 8004 Zurich, Switzerland
Phone +41 44 245 9700, Fax +41 44 245 9779
www.spag.swiss, info@spag.swiss

Measurement Certificate / Material Test

Item Name	Head Tissue Simulating Liquid (HBBL4-250V3)
Product No.	SL AAH 005 AD (Batch: 250129-1)
Manufacturer	SPEAG

Measurement Method

TSL dielectric parameters measured using calibrated DAK probe.

Setup Validation

Validation results were within $\pm 2.5\%$ towards the target values of Methanol.

Target Parameters

Target parameters as defined in the IEEE 1528 and IEC 62209 compliance standards.

Test Condition

Ambient Environment temperatur $(22 \pm 3)^{\circ}\text{C}$ and humidity $< 70\%$
TSL Temperature 22°C
Test Date 5-Feb-25
Operator CL

Additional Information

TSL Density 1.042 g/cm³
TSL Heat-capacity 3.574 kJ/(kg^oK)

f [MHz]	ϵ'	ϵ''	sigma	eps	sigma	A-eps	A-sigma
5	53.4	2602.47	0.72	55.5	0.75	-3.7	-4.0
10	53.3	1301.69	0.72	55.5	0.75	-3.9	-3.0
15	53.3	868.51	0.72	55.3	0.75	-3.7	-4.0
20	53.3	651.94	0.73	55.1	0.75	-3.3	-2.7
25	53.3	522.00	0.73	55.0	0.75	-3.1	-2.7
30	53.3	435.45	0.73	55.0	0.75	-3.1	-2.7
35	53.2	373.64	0.73	54.9	0.75	-3.1	-2.7
40	53.2	327.33	0.73	54.8	0.75	-2.9	-2.7
45	53.1	291.35	0.73	54.7	0.75	-2.9	-2.7
50	53.0	262.60	0.73	54.6	0.75	-2.8	-2.7
55	52.9	239.10	0.73	54.4	0.75	-2.8	-2.8
60	52.8	219.54	0.73	54.3	0.75	-2.8	-2.9
65	52.7	203.02	0.73	54.2	0.75	-2.8	-2.9
70	52.6	188.87	0.74	54.1	0.75	-2.8	-1.6
75	52.5	176.62	0.74	54.0	0.75	-2.8	-1.7
80	52.4	165.91	0.74	53.9	0.75	-2.7	-1.7
85	52.3	156.47	0.74	53.8	0.75	-2.7	-1.8
90	52.2	148.09	0.74	53.7	0.75	-2.7	-1.9
95	52.1	140.60	0.74	53.5	0.75	-2.7	-1.9
100	52.0	133.87	0.74	53.4	0.75	-2.7	-2.0
105	51.9	127.78	0.75	53.3	0.76	-2.6	-0.7
110	51.8	122.26	0.75	53.2	0.76	-2.6	-0.7
115	51.7	117.22	0.75	53.1	0.76	-2.6	-0.8
120	51.6	112.61	0.75	53.0	0.76	-2.6	-0.9
125	51.5	108.37	0.75	52.9	0.76	-2.6	-0.9
130	51.4	104.46	0.76	52.8	0.76	-2.6	0.4
135	51.3	100.85	0.76	52.6	0.76	-2.5	0.3
140	51.2	97.49	0.76	52.5	0.76	-2.5	0.2
145	51.1	94.37	0.76	52.4	0.76	-2.5	0.2
150	51.0	91.46	0.76	52.3	0.76	-2.5	0.1
155	50.9	88.74	0.77	52.1	0.76	-2.2	1.0
160	50.8	86.20	0.77	51.8	0.77	-2.0	0.5
165	50.7	83.81	0.77	51.6	0.77	-1.7	0.0
170	50.6	81.56	0.77	51.4	0.77	-1.5	-0.5
175	50.5	79.45	0.77	51.1	0.78	-1.2	-0.9
180	50.4	77.45	0.78	50.9	0.78	-1.0	-0.1
185	50.3	75.56	0.78	50.7	0.78	-0.7	-0.6
190	50.3	73.78	0.78	50.4	0.79	-0.3	-1.0
195	50.2	72.09	0.78	50.2	0.79	0.0	-1.5
200	50.1	70.48	0.78	50.0	0.80	0.3	-2.0
205	50.0	68.96	0.79	49.7	0.80	0.5	-1.2
210	49.9	67.51	0.79	49.5	0.80	0.8	-1.6
215	49.8	66.13	0.79	49.3	0.81	1.1	-2.1
220	49.8	64.81	0.79	49.0	0.81	1.6	-2.5
225	49.7	63.56	0.80	48.8	0.81	1.8	-1.7
230	49.6	62.35	0.80	48.6	0.82	2.1	-2.1
235	49.5	61.21	0.80	48.3	0.82	2.4	-2.6
240	49.4	60.10	0.80	48.1	0.82	2.7	-3.0
245	49.4	59.05	0.80	47.9	0.83	3.2	-3.4
250	49.3	58.04	0.81	47.6	0.83	3.5	-2.7

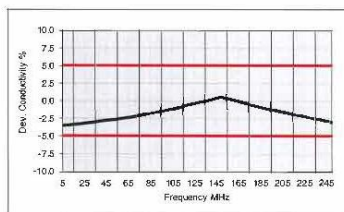
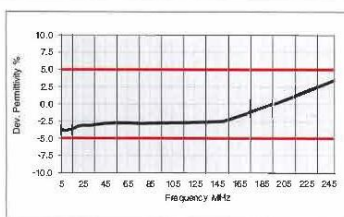


Figure D-3
5 – 250 MHz Head Tissue Equivalent Matter

FCC ID: BCG-A3328	SAR EVALUATION REPORT	Approved by: Technical Manager
DUT Type: Watch		APPENDIX D: Page 4 of 4