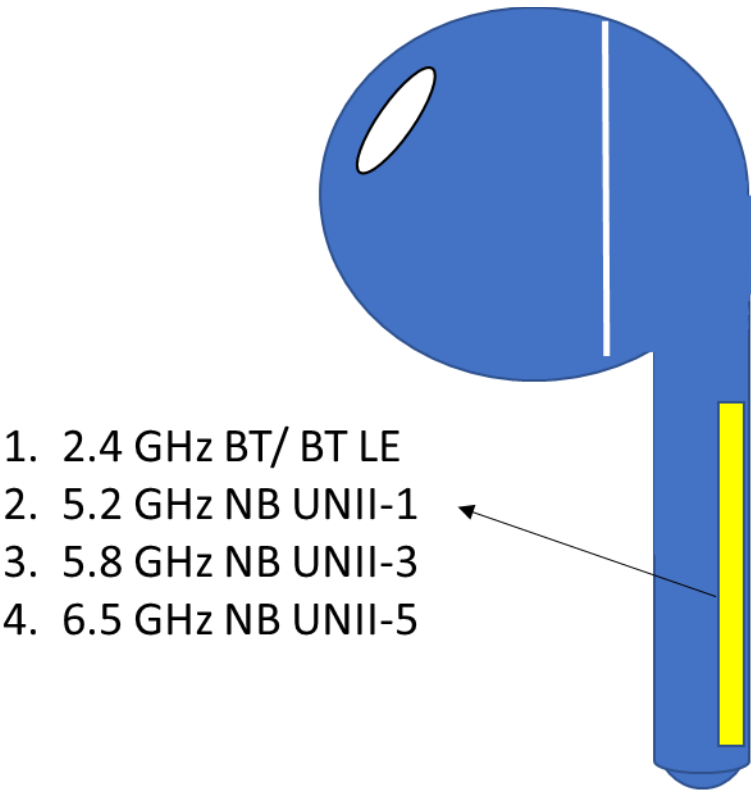


APPENDIX F: DUT ANTENNA DIAGRAM & SAR TEST SETUP PHOTOGRAPHS

FCC ID: BCG-A3050	SAR EVALUATION REPORT	Approved by: Technical Manager
DUT Type: Wireless Earbud		Page 1 of 7




Side View

Note: Exact antenna dimensions and separation distances are shown in the Technical Descriptions in the FCC Filing.


Figure F-1
DUT Antenna Locations

FCC ID: BCG-A3050	SAR EVALUATION REPORT	Approved by: Technical Manager
DUT Type: Wireless Earbud		Page 2 of 7

SAR Test Setup Photo 1: Head, Front, 0 mm




SAR Test Setup Photo 2: Body-Worn, Antenna Touching, 0 mm




FCC ID: BCG-A3050	SAR EVALUATION REPORT	Approved by: Technical Manager
DUT Type: Wireless Earbud		Page 3 of 7

SAR Test Setup Photo 3: Body-Worn, Button, 0 mm




SAR Test Setup Photo 4: Body-Worn, Back Side, 0 mm




FCC ID: BCG-A3050	SAR EVALUATION REPORT	Approved by: Technical Manager
DUT Type: Wireless Earbud		Page 4 of 7

SAR Test Setup Photo 5: Head, Front, 2 mm




SAR Test Setup Photo 6: Body-Worn, Back Side, 2 mm




FCC ID: BCG-A3050	SAR EVALUATION REPORT	Approved by: Technical Manager
DUT Type: Wireless Earbud		Page 5 of 7

SAR Test Setup Photo 7: Body-Worn, Antenna Touching, 2 mm




SAR Test Setup Photo 8: Body-Worn, Button, 2 mm



FCC ID: BCG-A3050	SAR EVALUATION REPORT	Approved by: Technical Manager
DUT Type: Wireless Earbud		Page 6 of 7

SAR Test Setup Photo 9: Body-Worn, Back Side, 9.45 mm



FCC ID: BCG-A3050	SAR EVALUATION REPORT	Approved by: Technical Manager
DUT Type: Wireless Earbud		Page 7 of 7