




# Element Materials Technology

(formerly PCTEST)

18855 Adams Court, Morgan Hill, CA 95037 USA

Tel. 408.538.5600

<http://www.element.com>



## PART 27 MEASUREMENT REPORT

**Applicant Name:**

Apple Inc.  
One Apple Park Way  
Cupertino, CA 95014  
United States

**Date of Testing:**

04/11/2024 - 7/19/2024

**Test Report Issue Date:**

8/6/2024

**Test Site/Location:**

Element Materials Technology, Morgan Hill, CA, USA

**Test Report Serial No.:**

1C2405230022-05.BCG

**FCC ID:**

**BCG-A3003**

**APPLICANT:**

**Apple Inc.**

**Application Type:**

Certification

**Model:**

A3003, A3206

**EUT Type:**

Watch

**FCC Classification:**

PCS Licensed Transmitter Worn on Body (PCT)

**FCC Rule Part:**

27

**Test Procedure(s):**

ANSI C63.26-2015, TIA-603-E-2016, KDB 971168 D01 v03r01

This equipment has been shown to be capable of compliance with the applicable technical standards as indicated in the measurement report and was tested in accordance with the measurement procedures specified in §2.947. Test results reported herein relate only to the item(s) tested.

I attest to the accuracy of data. All measurements reported herein were performed by me or were made under my supervision and are correct to the best of my knowledge and belief. I assume full responsibility for the completeness of these measurements and vouch for the qualifications of all persons taking them.

RJ Ortanez

Executive Vice President

**Prepared by:** WKR0000006193

**Reviewed by:** WKR0000005849




<b>FCC ID:</b> BCG-A3003	<b>PART 27 MEASUREMENT REPORT</b>	<b>Approved by:</b> Technical Manager
<b>Test Report S/N:</b> 1C2405230022-05.BCG	<b>Test Dates:</b> 04/11/2024 - 7/19/2024	<b>EUT Type:</b> Watch
		Page 1 of 124

V2.2 09/07/2023

Unless otherwise specified, no part of this report may be reproduced or utilized in any part, form or by any means, electronic or mechanical, including photocopying and microfilm, without permission in writing from Element Materials Technology. If you have any questions about this or have an enquiry about obtaining additional rights to this report or assembly of contents thereof, please contact [ct.info@element.com](mailto:ct.info@element.com).

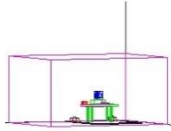
# TABLE OF CONTENTS

1.0	INTRODUCTION .....	4
1.1	Scope .....	4
1.2	Element Materials Technology Test Location.....	4
1.3	Test Facility / Accreditations.....	4
2.0	PRODUCT INFORMATION.....	5
2.1	Equipment Description .....	5
2.2	Device Capabilities.....	5
2.3	Antenna Description .....	6
2.4	Test Support Equipment.....	6
2.5	Test Configuration .....	7
2.6	Software and Firmware .....	7
2.7	EMI Suppression Device(s)/Modifications .....	7
3.0	DESCRIPTION OF TESTS .....	8
3.1	Evaluation Procedure .....	8
3.2	Radiated Spurious Emissions .....	8
4.0	MEASUREMENT UNCERTAINTY .....	9
5.0	TEST EQUIPMENT CALIBRATION DATA .....	10
6.0	SAMPLE CALCULATIONS .....	11
7.0	TEST RESULTS.....	12
7.1	Summary.....	12
7.2	Occupied Bandwidth .....	14
7.3	Spurious and Harmonic Emissions at Antenna Terminal .....	28
7.4	Band Edge Emissions at Antenna Terminal .....	51
7.5	Peak-Average Ratio .....	89
7.6	Radiated Power (ERP/EIRP).....	103
7.7	Radiated Spurious Emissions .....	108
7.8	Frequency Stability / Temperature Variation .....	119
8.0	CONCLUSION.....	124

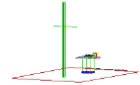
<b>FCC ID:</b> BCG-A3003		<b>PART 27 MEASUREMENT REPORT</b>	<b>Approved by:</b> Technical Manager
<b>Test Report S/N:</b> 1C2405230022-05.BCG	<b>Test Dates:</b> 04/11/2024 - 7/19/2024	<b>EUT Type:</b> Watch	Page 2 of 124

V2.2 09/07/2023

Unless otherwise specified, no part of this report may be reproduced or utilized in any part, form or by any means, electronic or mechanical, including photocopying and microfilm, without permission in writing from Element Materials Technology. If you have any questions about this or have an enquiry about obtaining additional rights to this report or assembly of contents thereof, please contact [ct.info@element.com](mailto:ct.info@element.com).



## PART 27 MEASUREMENT REPORT




Mode	Bandwidth	Modulation	Tx Frequency Range [MHz]	OBW [MHz]	ERP		Emission Designator
					Max. Power [mW]	Max. Power [dBm]	
LTE Band 12	1.4 MHz	QPSK	699.7 - 715.3	1.1009	0.327	-4.86	1M10G7W
		16QAM	699.7 - 715.3	1.1029	0.283	-5.48	1M10D7W
	3 MHz	QPSK	700.5 - 714.5	2.7033	0.318	-4.97	2M70G7W
		16QAM	700.5 - 714.5	2.7052	0.283	-5.48	2M71D7W
	5 MHz	QPSK	701.5 - 713.5	4.5364	0.333	-4.77	4M54G7W
		16QAM	701.5 - 713.5	4.5205	0.290	-5.38	4M52D7W
LTE Band 17	5 MHz	QPSK	704.0 - 711.0	9.0541	0.327	-4.86	9M05G7W
		16QAM	704.0 - 711.0	5.2581	0.285	-5.45	5M26D7W
	10 MHz	QPSK	706.5 - 713.5	4.5364	0.333	-4.78	4M54G7W
		16QAM	706.5 - 713.5	4.5205	0.286	-5.43	4M52D7W
		QPSK	709.0 - 711.0	9.0541	0.327	-4.85	9M05G7W
		16QAM	709.0 - 711.0	5.2581	0.286	-5.44	5M26D7W
LTE Band 13	5 MHz	QPSK	779.5 - 784.5	4.5491	0.505	-2.97	4M55G7W
		16QAM	779.5 - 784.5	4.5249	0.436	-3.61	4M52D7W
	10 MHz	QPSK	782.0	9.0484	0.482	-3.17	9M05G7W
		16QAM	782.0	5.2839	0.426	-3.71	5M28D7W

Overview Table (<1GHz Band)

Mode	Bandwidth	Modulation	Tx Frequency Range [MHz]	OBW [MHz]	PAR at 0.1% [dB]	EIRP		Emission Designator
						Max. Power [mW]	Max. Power [dBm]	
WCDMA1700	5 MHz	Spread Spectrum	1712.4 - 1752.6	4.1211	3.20	13.552	11.32	4M12F9W
LTE Band 4	1.4 MHz	QPSK	1710.7 - 1754.3	1.1051	5.62	15.776	11.98	1M11G7W
		16QAM	1710.7 - 1754.3	1.1012	6.42	14.355	11.57	1M10D7W
	3 MHz	QPSK	1711.5 - 1753.5	2.7097	5.72	15.101	11.79	2M71G7W
		16QAM	1711.5 - 1753.5	2.7091	6.42	13.964	11.45	2M71D7W
	5 MHz	QPSK	1712.5 - 1752.5	4.5493	5.66	15.453	11.89	4M55G7W
		16QAM	1712.5 - 1752.5	4.5268	6.34	14.060	11.48	4M53D7W
	10MHz	QPSK	1715.0 - 1750.0	9.0414	5.60	15.136	11.80	9M04G7W
		16QAM	1715.0 - 1750.0	5.2340	6.28	14.191	11.52	5M23D7W
	15 MHz	QPSK	1717.5 - 1747.5	13.5239	5.56	15.488	11.90	13M5G7W
		16QAM	1717.5 - 1747.5	5.6040	6.28	13.868	11.42	5M60D7W
	20 MHz	QPSK	1720.0 - 1745.0	18.1797	5.40	15.596	11.93	18M2G7W
		16QAM	1720.0 - 1745.0	7.0069	6.28	13.932	11.44	7M01D7W
LTE Band 66	1.4 MHz	QPSK	1710.7 - 1779.3	1.1051	4.64	14.962	11.75	1M11G7W
		16QAM	1710.7 - 1779.3	1.1012	5.50	13.152	11.19	1M10D7W
	3 MHz	QPSK	1711.5 - 1778.5	2.7097	5.16	15.276	11.84	2M71G7W
		16QAM	1711.5 - 1778.5	2.7091	5.90	13.062	11.16	2M71D7W
	5 MHz	QPSK	1712.5 - 1777.5	4.5493	5.16	14.825	11.71	4M55G7W
		16QAM	1712.5 - 1777.5	4.5268	5.92	13.002	11.14	4M53D7W
	10 MHz	QPSK	1715.0 - 1775.0	9.0414	5.18	14.588	11.64	9M04G7W
		16QAM	1715.0 - 1775.0	5.2340	5.56	13.274	11.23	5M23D7W
	15 MHz	QPSK	1717.5 - 1772.5	13.5239	5.72	15.631	11.94	13M5G7W
		16QAM	1717.5 - 1772.5	5.6040	6.40	13.397	11.27	5M60D7W
	20 MHz	QPSK	1720.0 - 1770.0	18.1797	5.44	15.488	11.90	18M2G7W
		16QAM	1720.0 - 1770.0	7.0069	6.40	13.552	11.32	7M01D7W

Overview Table (>1GHz Band)

FCC ID: BCG-A3003	 <b>PART 27 MEASUREMENT REPORT</b>		Approved by: Technical Manager
Test Report S/N: 1C2405230022-05.BCG	Test Dates: 04/11/2024 - 7/19/2024	EUT Type: Watch	Page 3 of 124

V2.2 09/07/2023

Unless otherwise specified, no part of this report may be reproduced or utilized in any part, form or by any means, electronic or mechanical, including photocopying and microfilm, without permission in writing from Element Materials Technology. If you have any questions about this or have an enquiry about obtaining additional rights to this report or assembly of contents thereof, please contact [ct.info@element.com](mailto:ct.info@element.com).

## 1.0 INTRODUCTION

### 1.1 Scope

Measurement and determination of electromagnetic emissions (EMC) of radio frequency devices including intentional and/or unintentional radiators for compliance with the technical rules and regulations of the Federal Communications Commission and the Innovation, Science and Economic Development Canada.


### 1.2 Element Materials Technology Test Location

These measurement tests were conducted at the Element Materials Technology facility located at 18855 Adams Court, Morgan Hill, CA 95037. The measurement facility is compliant with the test site requirements specified in ANSI C63.4-2014 and KDB 414788 D01 v01r01.

### 1.3 Test Facility / Accreditations

Measurements were performed at Element Materials Technology.

- Element Materials Technology is an ISO 17025-2017 accredited test facility under the American Association for Laboratory Accreditation (A2LA) with Certificate number 2041.02 for Specific Absorption Rate (SAR), Hearing Aid Compatibility (HAC) testing, where applicable, and Electromagnetic Compatibility (EMC) testing for FCC and Innovation, Science, and Economic Development Canada rules.
- Element Materials Technology TCB is a Telecommunication Certification Body (TCB) accredited to ISO/IEC 17065-2012 by A2LA (Certificate number 2041.03) in all scopes of FCC Rules and ISED Standards (RSS).
- Element Materials Technology facility is a registered (22831) test laboratory with the site description on file with ISED.
- Element Washington DC LLC is a Recognized U.S. Certification Assessment Body (CAB # US0110) for ISED Canada as designated by NIST under the U.S. and Canada Mutual Agreements (MRAs).

FCC ID: BCG-A3003		PART 27 MEASUREMENT REPORT	Approved by: Technical Manager
Test Report S/N: 1C2405230022-05.BCG	Test Dates: 04/11/2024 - 7/19/2024	EUT Type: Watch	Page 4 of 124

V2.2 09/07/2023

Unless otherwise specified, no part of this report may be reproduced or utilized in any part, form or by any means, electronic or mechanical, including photocopying and microfilm, without permission in writing from Element Materials Technology. If you have any questions about this or have an enquiry about obtaining additional rights to this report or assembly of contents thereof, please contact [ct.info@element.com](mailto:ct.info@element.com).

## 2.0 PRODUCT INFORMATION

### 2.1 Equipment Description

The Equipment Under Test (EUT) is the **Apple Watch FCC ID: BCG-A3003**. The test data contained in this report pertains only to the emissions due to the EUT's licensed transmitters that operate under the provisions of Part 27.

**Test Device Serial No.:** GPNY9N0FQT, F125J29M12, LK9V6HD6DC, DLCH2R0004K0000DVM, DLCH5S000J30000P87

### 2.2 Device Capabilities

This device contains the following capabilities:

850/1700/1900 WCDMA/HSPA, Multi-band LTE, 802.11b/g/n WLAN, 802.11a/n UNII, 802.15.4 ab-NB, Bluetooth (1x, EDR, HDR4, HDR8, LE1M, LE2M), NFC, UWB, 60.5GHz Transmitter.

This device supports simultaneous transmission operations, which allows for multiple transmitters to transmit simultaneously on the same antenna. The table below shows all configurations possible.


Simultaneous Tx Config	Antenna FCM					
	WLAN	Bluetooth	802.15.4ab - NB	LTE/WCDMA	UNII	UWB
	802.11b/g/n	BDR, EDR, HDR4/8, LE1/2M	O-QPSK	Mid/High Band	802.11a/n	Ch.5/Ch.9
Config 1	✓	✗	✗	✓	✗	✓
Config 2	✗	✓	✗	✓	✗	✓
Config 3	✗	✓	✓	✓	✗	✗
Config 4	✓	✗	✓	✓	✗	✗
Config 5	✗	✓	✗	✓	✓	✗
Config 6	✗	✓	✗	✓	✗	✓
Config 7	✓	✗	✗	✓	✗	✗
Config 8	✓	✗	✓	✗	✗	✗
Config 9	✓	✗	✗	✗	✗	✓
Config 10	✗	✓	✗	✗	✓	✗
Config 11	✗	✓	✗	✓	✗	✗
Config 12	✗	✓	✓	✗	✗	✗
Config 13	✗	✓	✗	✗	✗	✓
Config 14	✗	✗	✓	✓	✗	✗
Config 15	✗	✗	✗	✓	✓	✗
Config 16	✗	✗	✗	✓	✗	✓

**Table 2-1. Simultaneous Transmission Configurations**

✓ = Support; ✗ = Not Support

#### Note:

All the above simultaneous transmission configurations have been tested and the worst case configuration was found to be config 5 and reported in RF UNII, RF Bluetooth and RF Part 27b test reports.

FCC ID: BCG-A3003	 <b>PART 27 MEASUREMENT REPORT</b>		Approved by: Technical Manager
Test Report S/N: 1C2405230022-05.BCG	Test Dates: 04/11/2024 - 7/19/2024	EUT Type: Watch	Page 5 of 124

V2.2 09/07/2023

Unless otherwise specified, no part of this report may be reproduced or utilized in any part, form or by any means, electronic or mechanical, including photocopying and microfilm, without permission in writing from Element Materials Technology. If you have any questions about this or have an enquiry about obtaining additional rights to this report or assembly of contents thereof, please contact [ct.info@element.com](mailto:ct.info@element.com).

## 2.3 Antenna Description

Following antenna gains provided by manufacturer were used for testing.


Frequency [MHz]	Antenna Gain [dBi]	
	Antenna BCM	Antenna FCM
LTE Band 12/17	-28.00	-
LTE Band 13	-26.20	-
LTE Band 4/66	-	-12.47
WCDMA1700	-	-12.47

Table 2-2. Highest Antenna Gain

## 2.4 Test Support Equipment

1	Apple Macbook	Model:	A1398	S/N:	FVFDHG8TP3XY
	w/AC/DC Adapter	Model:	A1435	S/N:	N/A
2	Apple USB-C cable	Model:	N/A	S/N:	N/A
	w/ Charging Dock	Model:	A2921	S/N:	DQ812910CU008V22F
	w/ Cradle	Model:	N/A	S/N:	CYV10420060A2LE03MP2C
3	Apple Magnetic Charger	Model:	A2515	S/N:	DLC217301Z91NR11B
	Apple Magnetic Charger	Model:	A2515	S/N:	DLC217301YM1NR112
4	Pathfinder Mocha X3100	Model:	920-13353-01	S/N:	DLCGMW0007D00000N7
	SiP Socket	Model:	P1 N20X B PF 307	S/N:	FN6GUA000JD00000M7
5	DC Power Supply	Model:	KPS3010D	S/N:	N/A
6	Store Sample Wristband	Model:	N/A	S/N:	DLC316300CU1QGKA2

Table 2-3. Test Support Equipment

FCC ID: BCG-A3003	 <b>PART 27 MEASUREMENT REPORT</b>		Approved by: Technical Manager
Test Report S/N: 1C2405230022-05.BCG	Test Dates: 04/11/2024 - 7/19/2024	EUT Type: Watch	Page 6 of 124

V2.2 09/07/2023

Unless otherwise specified, no part of this report may be reproduced or utilized in any part, form or by any means, electronic or mechanical, including photocopying and microfilm, without permission in writing from Element Materials Technology. If you have any questions about this or have an enquiry about obtaining additional rights to this report or assembly of contents thereof, please contact [ct.info@element.com](mailto:ct.info@element.com).

## 2.5 Test Configuration

The EUT was tested per the guidance of ANSI C63.26 2015, TIA-603-E-2016 and KDB 971168 D01 v03r01. See Section 7.0 of this test report for a description of the radiated and antenna port conducted emissions tests.

The worst case configuration was investigated for the various types of wristbands, metal and non-metal wristbands. The EUT was also investigated with and without wireless charger. The worst case configuration found was used for all testing.

For emissions from 1GHz – 18GHz, low, mid, and high channels were tested with highest power and worst case configuration. The emissions below 1GHz and above 18GHz were tested with the highest transmitting power and the worst case channel.

The EUT was manipulated through three orthogonal planes of X-orientation (flatbed), Y-orientation (landscape), and Z-orientation (portrait) during the testing. Only the worst case emissions were reported in this test report.


This device only supports 27RBs or less for 16-QAM uplink.

## 2.6 Software and Firmware

The test was conducted with firmware version watchOS 11 installed on the EUT.

## 2.7 EMI Suppression Device(s)/Modifications

No EMI suppression device(s) were added and no modifications were made during testing.

<b>FCC ID:</b> BCG-A3003	 <b>PART 27 MEASUREMENT REPORT</b>		<b>Approved by:</b> Technical Manager
<b>Test Report S/N:</b> 1C2405230022-05.BCG	<b>Test Dates:</b> 04/11/2024 - 7/19/2024	<b>EUT Type:</b> Watch	Page 7 of 124

V2.2 09/07/2023

## 3.0 DESCRIPTION OF TESTS

### 3.1 Evaluation Procedure

The measurement procedures described in the documents titled “American National Standard for Compliance Testing of Transmitters Used in Licensed Radio Services” (ANSI C63.26-2015 and TIA-603-E-2016) and “Procedures for Compliance Measurement of the Fundamental Emission Power of Licensed Wideband (> 1 MHz) Digital Transmission Systems” (KDB 971168 D01 v03r01) were used in the measurement of the EUT.

Deviation from Measurement Procedure.....None

### 3.2 Radiated Spurious Emissions

The radiated test facilities consisted of an indoor 3 meter semi-anechoic chamber used for final measurements and exploratory measurements, when necessary. The measurement area is contained within the semi-anechoic chamber which is shielded from any ambient interference. The test site inside the chamber is a 6m x 5.2m elliptical, obstruction-free area in accordance with Figure 5.7 of Clause 5 in ANSI C63.4-2014. Absorbers are arranged on the floor between the turn table and the antenna mast in such a way so as to maximize the reduction of reflections for measurements above 1GHz. For measurements below 1GHz, the absorbers are removed. A raised turntable is used for radiated measurement. The turn table is a continuously rotatable, remote-controlled, metallic turntable and 2 meters (6.56 ft.) in diameter. The turn table is flush with the raised floor of the chamber in order to maintain its function as a ground plane. An 80cm tall test table made of Styrodur is placed on top of the turn table. A Styrodur pedestal is placed on top of the test table to bring the total table height to 1.5m.

The equipment under test was transmitting while connected to its integral antenna and is placed on a turntable 3 meters from the receive antenna. The receive antenna height is adjusted between 1 and 4 meter height, the turntable is rotated through 360 degrees, and the EUT is manipulated through all orthogonal planes representative of its typical use to achieve the highest reading on the receive spectrum analyzer.

For radiated spurious emissions measurements and calculations, conversion method is used per the formulas in KDB 971168 Section 5.8.4. Field Strength (EIRP) is calculated using the following formulas:

$$E_{[dB\mu V/m]} = \text{Measured amplitude level}_{[dBm]} + 107 + \text{Cable Loss}_{[dB]} + \text{Antenna Factor}_{[dB/m]}$$


And

$$\text{EIRP}_{[dBm]} = E_{[dB\mu V/m]} + 20\log D - 104.8; \text{ where } D \text{ is the measurement distance in meters.}$$

All radiated measurements are performed in a chamber that meets the site requirements per ANSI C63.4-2014.

Per KDB 414788 D01 v01r01, radiated emission test sites other than open-field test sites (e.g., shielded anechoic chambers), may be employed for emission measurements below 30MHz if characterized so that the measurements correspond to those obtained at an open-field test site. To determine test site equivalency, a reference sample transmitting at 149kHz was measured on an open field test site (asphalt with no ground plane) and then measured in the 3m semi-anechoic chamber. A calibrated 60cm loop antenna was used while the reference device was rotated through the X, Y and Z axis in order to capture the worst case level. A maximum deviation of 2.77dB at 149kHz was measured when comparing the 3 meter semi-anechoic chamber to the open field site.

Radiated spurious emission levels are investigated with the receive antenna horizontally and vertically polarized per ANSI C63.26-2015 and TIA-603-E-2016.

FCC ID: BCG-A3003	 <b>PART 27 MEASUREMENT REPORT</b>		Approved by: Technical Manager
Test Report S/N: 1C2405230022-05.BCG	Test Dates: 04/11/2024 - 7/19/2024	EUT Type: Watch	Page 8 of 124

V2.2 09/07/2023


Unless otherwise specified, no part of this report may be reproduced or utilized in any part, form or by any means, electronic or mechanical, including photocopying and microfilm, without permission in writing from Element Materials Technology. If you have any questions about this or have an enquiry about obtaining additional rights to this report or assembly of contents thereof, please contact [ct.info@element.com](mailto:ct.info@element.com).



## 4.0 MEASUREMENT UNCERTAINTY

The measurement uncertainties shown below were calculated in accordance with the requirements of ANSI C63.23-2012. All measurement uncertainty values are shown with a coverage factor of  $k = 2$  to indicate a 95% level of confidence. The measurement uncertainty shown below meets or exceeds the  $U_{\text{CISPR}}$  measurement uncertainty values specified in CISPR 16-4-2 and, thus, can be compared directly to specified limits to determine compliance.

Contribution	Expanded Uncertainty ( $\pm$ dB)
Conducted Bench Top Measurements	2.07
Radiated Disturbance (<30MHz)	4.12
Radiated Disturbance (30MHz-1GHz)	4.85
Radiated Disturbance (1-18GHz)	5.08
Radiated Disturbance (>18GHz)	5.22

FCC ID: BCG-A3003	 PART 27 MEASUREMENT REPORT	Approved by: Technical Manager
Test Report S/N: 1C2405230022-05.BCG	Test Dates: 04/11/2024 - 7/19/2024	EUT Type: Watch
		Page 9 of 124

V2.2 09/07/2023

Unless otherwise specified, no part of this report may be reproduced or utilized in any part, form or by any means, electronic or mechanical, including photocopying and microfilm, without permission in writing from Element Materials Technology. If you have any questions about this or have an enquiry about obtaining additional rights to this report or assembly of contents thereof, please contact [ct.info@element.com](mailto:ct.info@element.com).

## 5.0 TEST EQUIPMENT CALIBRATION DATA


Test Equipment Calibration is traceable to the National Institute of Standards and Technology (NIST). Measurements antennas used during testing were calibrated in accordance to the requirements of ANSI C63.5-2017.

Manufacturer	Model	Description	Cal Date	Cal Interval	Cal Due	Serial Number
ATM	180-442A-KF	20dB Nominal Gain Horn Antenna	3/14/2024	Annual	3/14/2025	T058701-01
ESPEC	SU-241	Tabletop Temperature Chamber	11/17/2023	Annual	11/17/2024	92009574
ETS-Lindgren	3117	Double Ridged Guide Antenna (1-18 GHz)	4/9/2024	Annual	4/9/2025	00218555
Fairview Microwave	FMCA1975-36	30MHz-40GHz Conducted Cable *	6/10/2024	Annual	6/10/2025	-
Fairview Microwave	M2CP1122-10	30MHz-40GHz Conducted Coupler *	6/10/2024	Annual	6/10/2025	1946
Rohde & Schwarz	ESW44	EMI Test Receiver	5/1/2024	Annual	5/1/2025	101867
Rohde & Schwarz	FSV40	Signal Analyzer (10Hz-40GHz)	5/29/2024	Annual	5/29/2025	101619
Rohde & Schwarz	FSW67	Signal and Spectrum Analyzer (2Hz-67GHz)	7/5/2024	Annual	7/5/2025	101366
Rohde & Schwarz	TS-PR18	Pre-Amplifier (1GHz - 18GHz)	8/15/2023	Annual	8/15/2024	101639
Rohde & Schwarz	CMW500	Wideband Radio Communication Tester	11/30/2023	Annual	11/30/2024	161616
Rohde & Schwarz	CMW500	Wideband Radio Communication Tester	12/27/2023	Annual	12/27/2024	164715
Rohde & Schwarz	HFH2-Z2	Loop Antenna	6/21/2024	Annual	6/21/2025	100519
Rohde & Schwarz	TS-PR1840	Pre-Amplifier (18GHz - 40GHz)	6/10/2024	Annual	6/10/2025	100057
Rohde & Schwarz	TS-PR8	Pre-Amplifier (30MHz - 8GHz)	7/3/2024	Annual	7/3/2025	102356
Schwarzbeck	VULB 9162	Bilog Antenna (30MHz - 6GHz)	4/29/2024	Annual	4/29/2025	00304

**Table 5-1. Test Equipment**

### Notes:

- For equipment listed above that has a calibration date or calibration due date that falls within the test date range, care was taken to ensure that this equipment was used after the calibration date and before the calibration due date.
- \* denotes passive equipment that have been internally verified/calibrated.

FCC ID: BCG-A3003	 <b>PART 27 MEASUREMENT REPORT</b>		Approved by: Technical Manager
Test Report S/N: 1C2405230022-05.BCG	Test Dates: 04/11/2024 - 7/19/2024	EUT Type: Watch	Page 10 of 124

V2.2 09/07/2023

Unless otherwise specified, no part of this report may be reproduced or utilized in any part, form or by any means, electronic or mechanical, including photocopying and microfilm, without permission in writing from Element Materials Technology. If you have any questions about this or have an enquiry about obtaining additional rights to this report or assembly of contents thereof, please contact [ct.info@element.com](mailto:ct.info@element.com).

## 6.0 SAMPLE CALCULATIONS

### Emission Designator

#### WCDMA Emission Designator

**Emission Designator = 4M16F9W**

WCDMA BW = 4.16 MHz

F = Frequency Modulation

9 = Composite Digital Info

W = Combination (Audio/Data)

#### QPSK Modulation

**Emission Designator = 8M62G7W**

BW = 8.62 MHz

G = Phase Modulation

7 = Quantized/Digital Info

W = Combination of Any

#### QAM Modulation

**Emission Designator = 8M45D7W**

LTE BW = 8.45 MHz

D = Amplitude/Angle Modulated


7 = Quantized/Digital Info

W = Combination of Any

### Spurious Radiated Emission

#### **Example: Middle Channel LTE Mode 2<sup>nd</sup> Harmonic (1564 MHz)**

The average spectrum analyzer reading at 3 meters with the EUT on the turntable was -81.0 dBm. The gain of the substituted antenna is 8.1 dBi. The signal generator connected to the substituted antenna terminals is adjusted to produce a reading of -81.0 dBm on the spectrum analyzer. The loss of the cable between the signal generator and the terminals of the substituted antenna is 2.0 dB at 1564 MHz. So 6.1 dB is added to the signal generator reading of -30.9 dBm yielding -24.80 dBm. The fundamental EIRP was 25.501 dBm so this harmonic was 25.501 dBm - (-24.80).

FCC ID: BCG-A3003		PART 27 MEASUREMENT REPORT	Approved by: Technical Manager
Test Report S/N: 1C2405230022-05.BCG	Test Dates: 04/11/2024 - 7/19/2024	EUT Type: Watch	Page 11 of 124

V2.2 09/07/2023

Unless otherwise specified, no part of this report may be reproduced or utilized in any part, form or by any means, electronic or mechanical, including photocopying and microfilm, without permission in writing from Element Materials Technology. If you have any questions about this or have an enquiry about obtaining additional rights to this report or assembly of contents thereof, please contact [ct.info@element.com](mailto:ct.info@element.com).


## 7.0 TEST RESULTS

### 7.1 Summary

Company Name: Apple Inc.  
 FCC ID: BCG-A3003  
 FCC Classification: PCS Licensed Transmitter Worn on Body (PCT)  
 Mode(s): WCDMA/LTE

Test Condition	Test Description	FCC Part Section(s)	Test Limit	Test Result	Reference
CONDUCTED	Occupied Bandwidth	2.1049	N/A	N/A	Section 7.2
	Conducted Band Edge / Spurious Emissions	2.1051, 27.53	-13 dBm at Band Edge and for all out-of-band emissions	PASS	Sections 7.3, 7.4
	Peak-Average Ratio	27.50(d)(5)	< 13 dB	PASS	Section 7.5
	Transmitter Conducted Output Power	2.1046	N/A	N/A	See RF Exposure Report
	Frequency Stability	2.1055, 27.54	Fundamental emissions stay within authorized frequency block over the temperature and voltage range as tested	PASS	Section 7.8
	Effective Radiated Power (LTE Band 12/17)	27.50(b)(10)	< 3 Watts max. ERP	PASS	Section 7.6
	Effective Radiated Power (LTE Band 13)	27.50(c)(10)	< 3 Watts max. ERP	PASS	Section 7.6
	Equivalent Isotropic Radiated Power (WCDMA)	27.50(d)(4)	< 1 Watts max. ERP	PASS	Section 7.6
	Equivalent Isotropic Radiated Power (LTE Band 4/66)			PASS	Section 7.6
RADIATED	Radiated Spurious Emissions (LTE Band 13)	2.1053, 27.53(f)	< -70 dBW/MHz (for wideband signals) < -80 dBW (for discrete emissions less than 700Hz BW) For all emissions in the band 1559 - 1610 MHz	PASS	Section 7.7
	Radiated Spurious Emissions	2.1053, 27.53	-13 dBm for all out-of-band emissions	PASS	Section 7.7

Table 7-1. Summary of Test Results


FCC ID: BCG-A3003	 <b>PART 27 MEASUREMENT REPORT</b>		Approved by: Technical Manager
Test Report S/N: 1C2405230022-05.BCG	Test Dates: 04/11/2024 - 7/19/2024	EUT Type: Watch	Page 12 of 124

V2.2 09/07/2023

Unless otherwise specified, no part of this report may be reproduced or utilized in any part, form or by any means, electronic or mechanical, including photocopying and microfilm, without permission in writing from Element Materials Technology. If you have any questions about this or have an enquiry about obtaining additional rights to this report or assembly of contents thereof, please contact [ct.info@element.com](mailto:ct.info@element.com).

**Notes:**

1. All modes of operation and data rates were investigated. The test results shown in the following sections represent the worst case emissions.
2. The analyzer plots were all taken with a correction table loaded into the analyzer. The correction table was used to account for the losses of the cables, directional couplers, and attenuators used as part of the system to maintain a link between the call box and the EUT at all frequencies of interest.
3. All antenna ports conducted emissions testing was performed on a test bench with the antenna port of the EUT connected to the spectrum analyzer through calibrated cables, attenuators, and couplers.
4. All conducted emissions measurements are performed with automated test software to capture the corresponding plots necessary to show compliance. The measurement software utilized is Element EMC Software Tool EMC Software Tool v1.1.
5. For radiated emission, automated test software was used to measure emissions and capture the corresponding plots necessary to show compliance. The measurement software utilized is Element "Chamber Automation," Version 3.0.0.

<b>FCC ID:</b> BCG-A3003	 <b>PART 27 MEASUREMENT REPORT</b>		<b>Approved by:</b> Technical Manager
<b>Test Report S/N:</b> 1C2405230022-05.BCG	<b>Test Dates:</b> 04/11/2024 - 7/19/2024	<b>EUT Type:</b> Watch	Page 13 of 124

V2.2 09/07/2023

## 7.2 Occupied Bandwidth

\$2.1049

### Test Overview

The occupied bandwidth, that is the frequency bandwidth such that, below its lower and above its upper frequency limits, the mean powers radiated are each equal to 0.5 percent of the total mean power radiated by a given emission shall be measured. All modes of operation were investigated and the worst case configuration results are reported in this section.

### Test Procedure Used

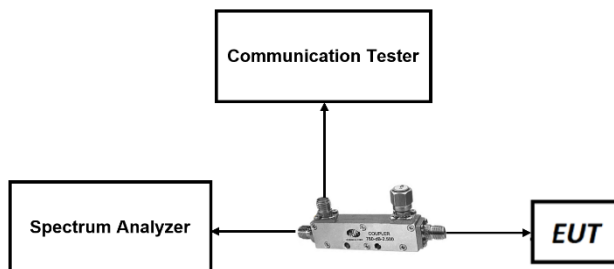
KDB 971168 D01 v03r01 – Section 4.2

### Test Settings

1. The signal analyzer's automatic bandwidth measurement capability was used to perform the 99% occupied bandwidth. The bandwidth measurement was not influenced by any intermediate power nulls in the fundamental emission.
2. RBW = 1 – 5% of the expected OBW
3. VBW  $\geq 3 \times$  RBW
4. Detector = Peak
5. Trace mode = max hold
6. Sweep = auto couple
7. The trace was allowed to stabilize
8. If necessary, steps 2 – 7 were repeated after changing the RBW such that it would be within 1 – 5% of the 99% occupied bandwidth observed in Step 7

### Test Setup


The EUT and measurement equipment were set up as shown in the diagram below.



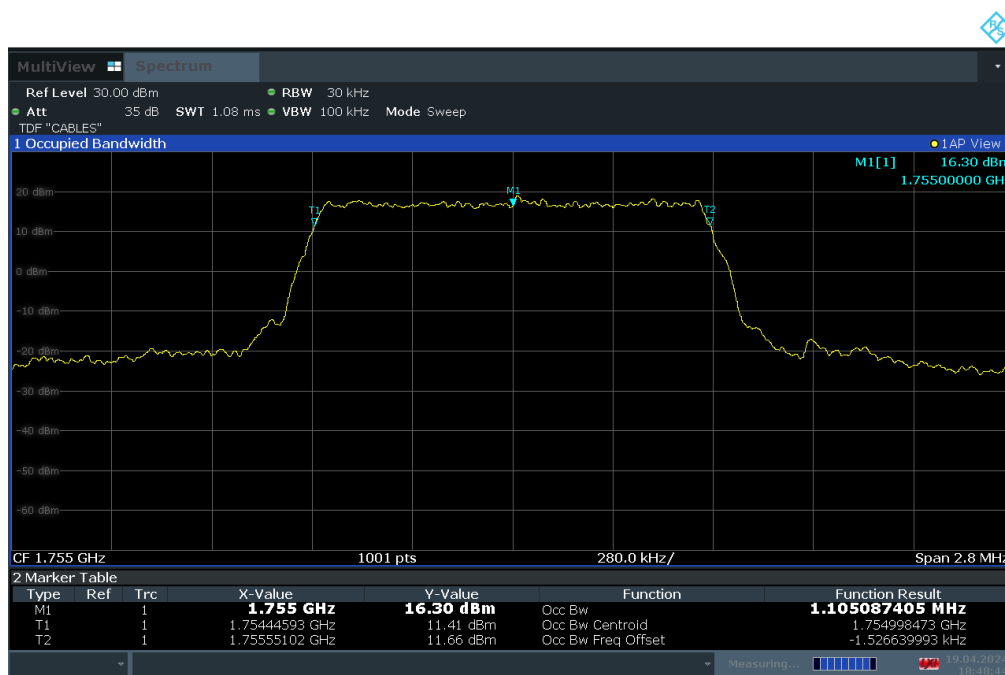
**Figure 7-1. Test Instrument & Measurement Setup**

### Test Notes

None.

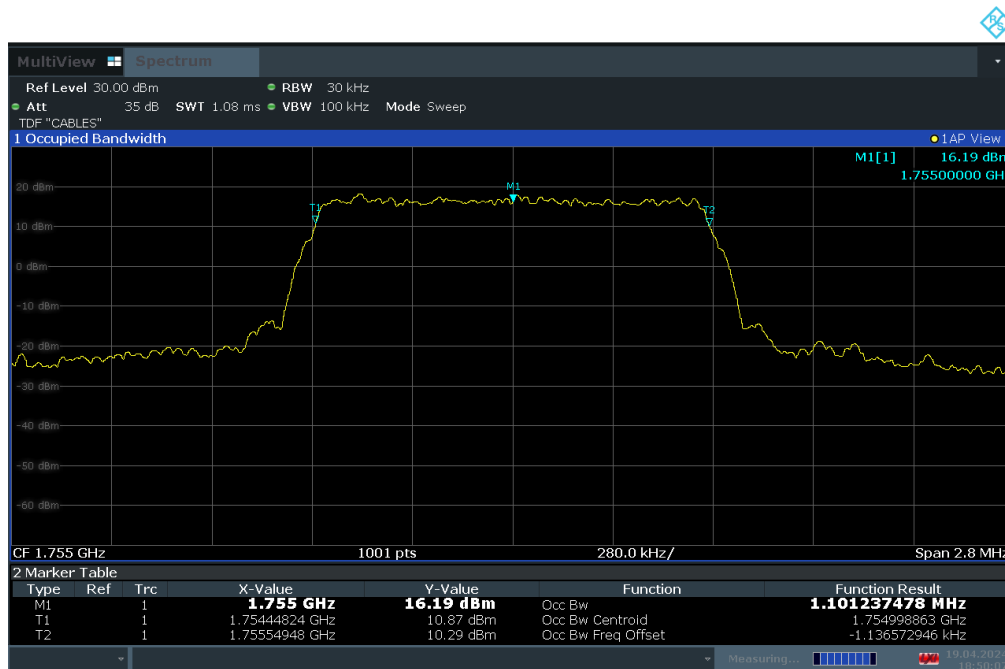
FCC ID: BCG-A3003	 <b>PART 27 MEASUREMENT REPORT</b>	Approved by: Technical Manager
Test Report S/N: 1C2405230022-05.BCG	Test Dates: 04/11/2024 - 7/19/2024	EUT Type: Watch
		Page 14 of 124

V2.2 09/07/2023




18:48:45 19.04.2024

Plot 7-1. Occupied Bandwidth Plot (LTE Band 66/4 - 1.4MHz QPSK - Full RB)



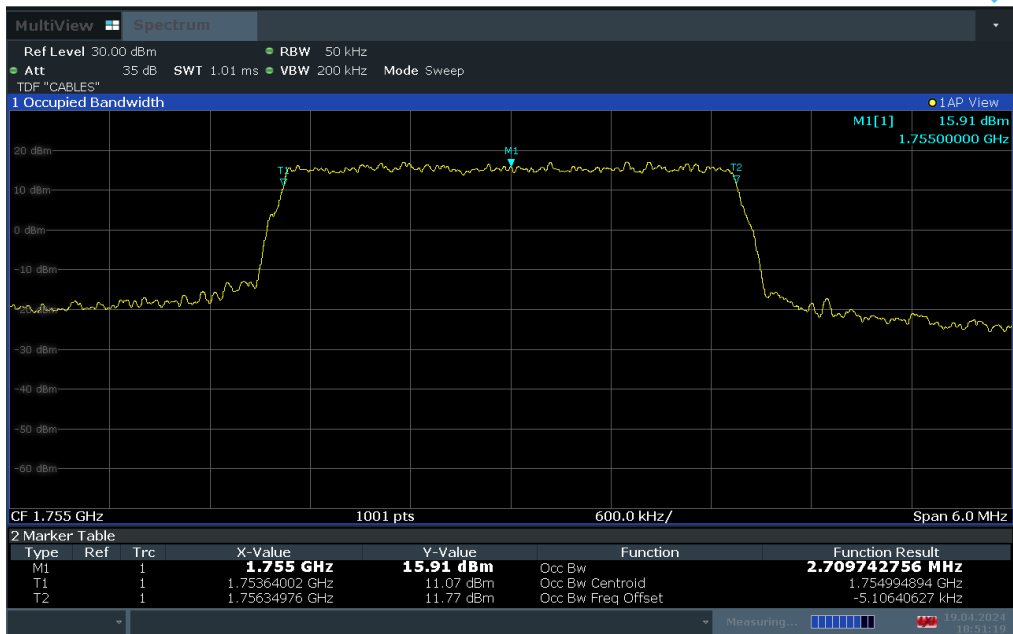
18:50:07 19.04.2024

Plot 7-2. Occupied Bandwidth Plot (LTE Band 66/4 - 1.4MHz 16-QAM - Full RB)

FCC ID: BCG-A3003	 <b>PART 27 MEASUREMENT REPORT</b>		Approved by: Technical Manager
Test Report S/N: 1C2405230022-05.BCG	Test Dates: 04/11/2024 - 7/19/2024	EUT Type: Watch	Page 15 of 124

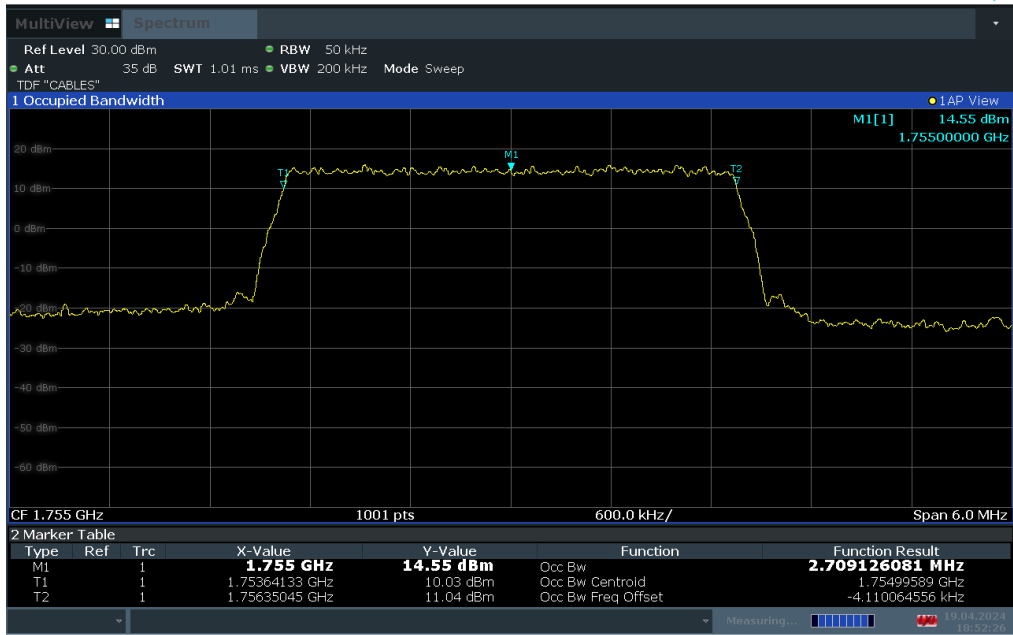
V2.2 09/07/2023

Unless otherwise specified, no part of this report may be reproduced or utilized in any part, form or by any means, electronic or mechanical, including photocopying and microfilm, without permission in writing from Element Materials Technology. If you have any questions about this or have an enquiry about obtaining additional rights to this report or assembly of contents thereof, please contact [ct.info@element.com](mailto:ct.info@element.com).



18:51:19 19.04.2024

Plot 7-3. Occupied Bandwidth Plot (LTE Band 66/4 - 3MHz QPSK - Full RB)



18:52:26 19.04.2024

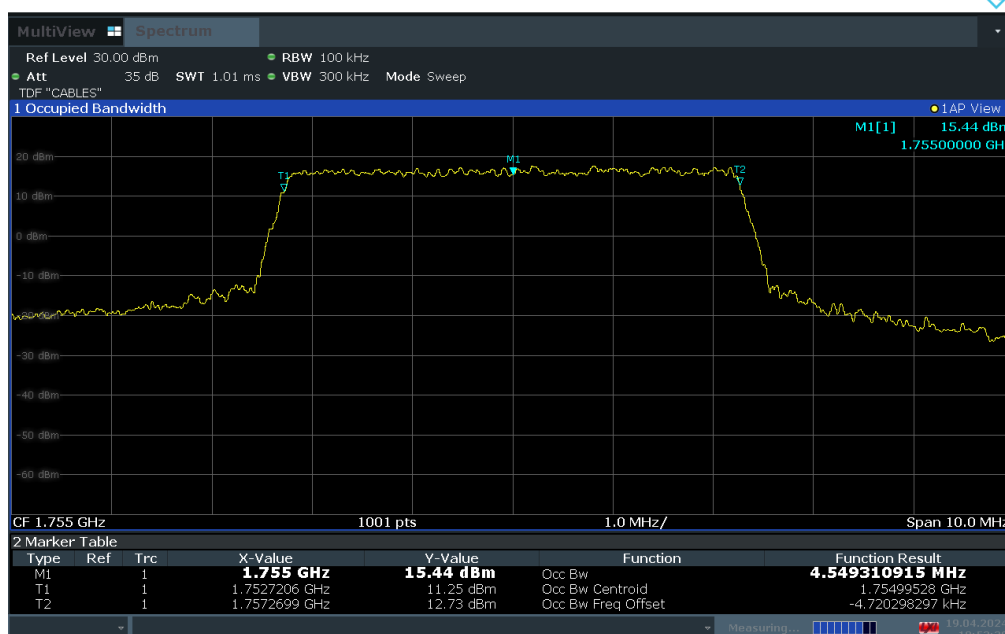
Plot 7-4. Occupied Bandwidth Plot (LTE Band 66/4 - 3MHz 16-QAM - Full RB)

FCC ID: BCG-A3003	PART 27 MEASUREMENT REPORT		Approved by: Technical Manager
Test Report S/N: 1C2405230022-05.BCG	Test Dates: 04/11/2024 - 7/19/2024	EUT Type: Watch	Page 16 of 124

V2.2 09/07/2023

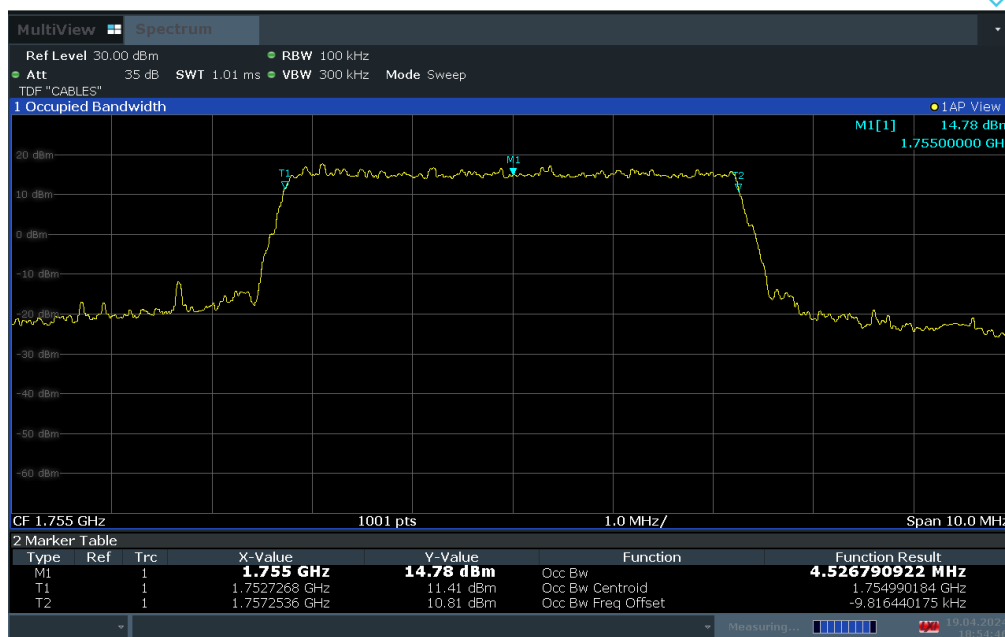
Unless otherwise specified, no part of this report may be reproduced or utilized in any part, form or by any means, electronic or mechanical, including photocopying and microfilm, without permission in writing from Element Materials Technology. If you have any questions about this or have an enquiry about obtaining additional rights to this report or assembly of contents thereof, please contact [ct.info@element.com](mailto:ct.info@element.com).





18:53:39 19.04.2024

Plot 7-5. Occupied Bandwidth Plot (LTE Band 66/4 - 5MHz QPSK - Full RB)



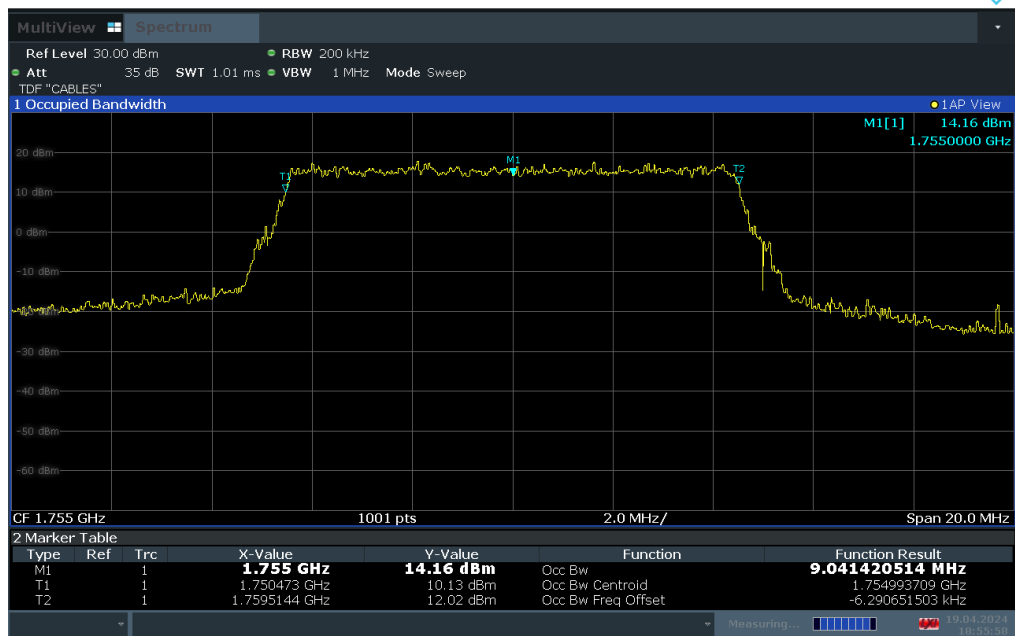
18:54:46 19.04.2024

Plot 7-6. Occupied Bandwidth Plot (LTE Band 66/4 - 5MHz 16-QAM - Full RB)

FCC ID: BCG-A3003	PART 27 MEASUREMENT REPORT		Approved by: Technical Manager
Test Report S/N: 1C2405230022-05.BCG	Test Dates: 04/11/2024 - 7/19/2024	EUT Type: Watch	Page 17 of 124

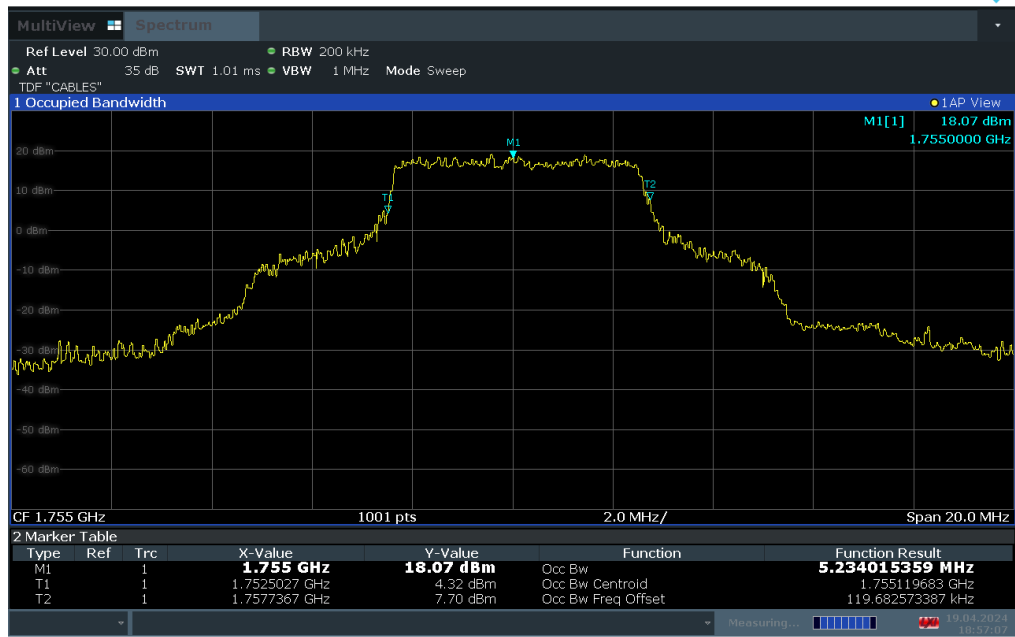
V2.2 09/07/2023

Unless otherwise specified, no part of this report may be reproduced or utilized in any part, form or by any means, electronic or mechanical, including photocopying and microfilm, without permission in writing from Element Materials Technology. If you have any questions about this or have an enquiry about obtaining additional rights to this report or assembly of contents thereof, please contact [ct.info@element.com](mailto:ct.info@element.com).



18:55:59 19.04.2024

Plot 7-7. Occupied Bandwidth Plot (LTE Band 66/4 - 10MHz QPSK - Full RB)



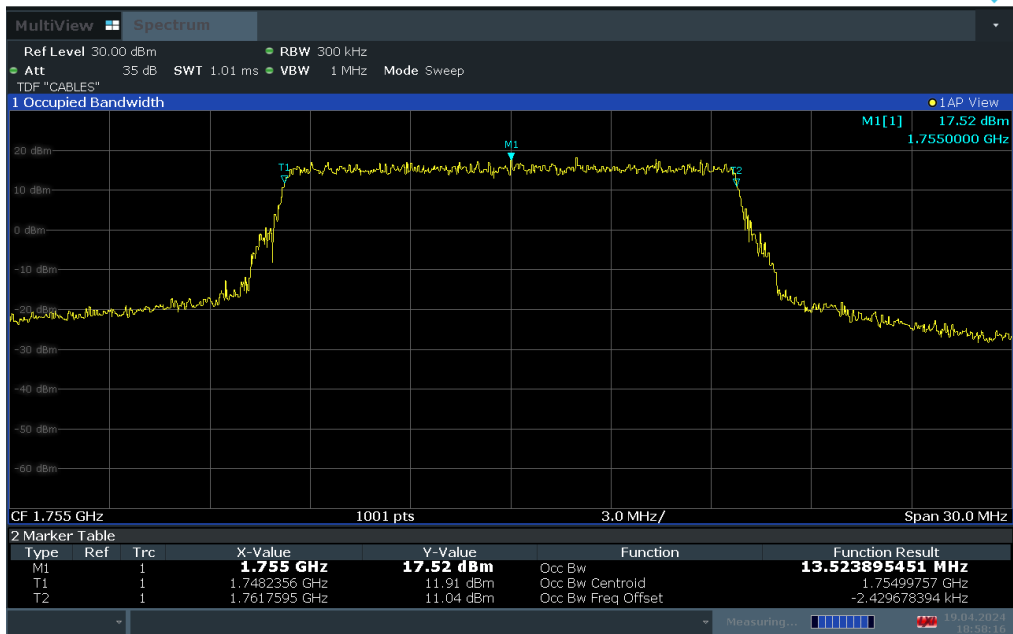
18:57:08 19.04.2024

Plot 7-8. Occupied Bandwidth Plot (LTE Band 66/4 - 10MHz 16-QAM - Full RB)

FCC ID: BCG-A3003	element PART 27 MEASUREMENT REPORT		Approved by: Technical Manager
Test Report S/N: 1C2405230022-05.BCG	Test Dates: 04/11/2024 - 7/19/2024	EUT Type: Watch	Page 18 of 124

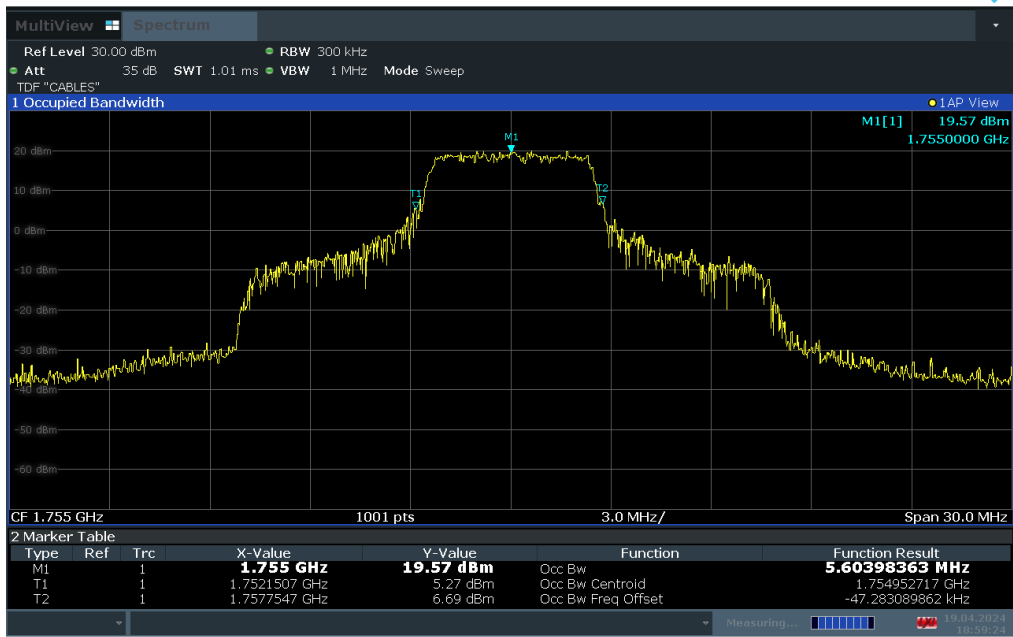
V2.2 09/07/2023

Unless otherwise specified, no part of this report may be reproduced or utilized in any part, form or by any means, electronic or mechanical, including photocopying and microfilm, without permission in writing from Element Materials Technology. If you have any questions about this or have an enquiry about obtaining additional rights to this report or assembly of contents thereof, please contact [ct.info@element.com](mailto:ct.info@element.com).



18:58:16 19.04.2024

Plot 7-9. Occupied Bandwidth Plot (LTE Band 66/4 - 15MHz QPSK - Full RB)



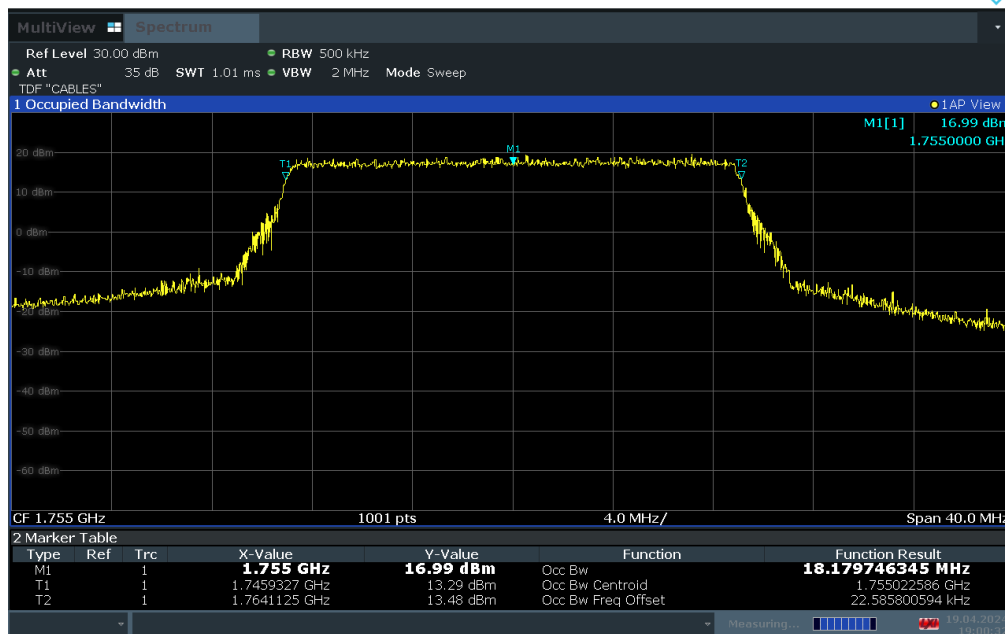
18:59:25 19.04.2024

Plot 7-10. Occupied Bandwidth Plot (LTE Band 66/4 - 15MHz 16-QAM - Full RB)

FCC ID: BCG-A3003	element PART 27 MEASUREMENT REPORT		Approved by: Technical Manager
Test Report S/N: 1C2405230022-05.BCG	Test Dates: 04/11/2024 - 7/19/2024	EUT Type: Watch	Page 19 of 124

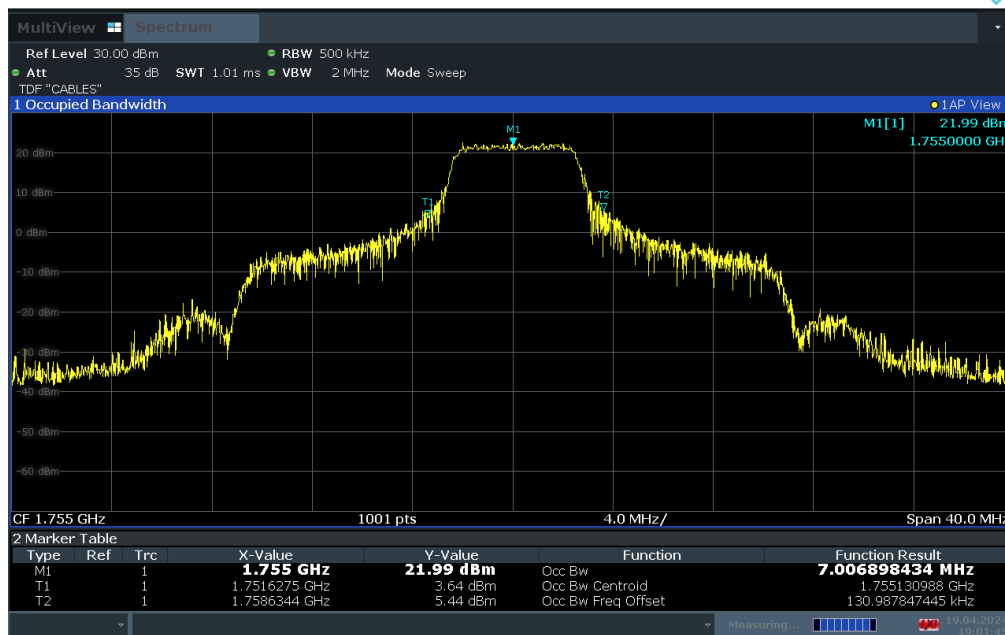
V2.2 09/07/2023

Unless otherwise specified, no part of this report may be reproduced or utilized in any part, form or by any means, electronic or mechanical, including photocopying and microfilm, without permission in writing from Element Materials Technology. If you have any questions about this or have an enquiry about obtaining additional rights to this report or assembly of contents thereof, please contact [ct.info@element.com](mailto:ct.info@element.com).



19:00:33 19.04.2024

Plot 7-11. Occupied Bandwidth Plot (LTE Band 66/4 - 20MHz QPSK - Full RB)



19:01:46 19.04.2024

Plot 7-12. Occupied Bandwidth Plot (LTE Band 66/4 - 20MHz 16-QAM - Full RB)

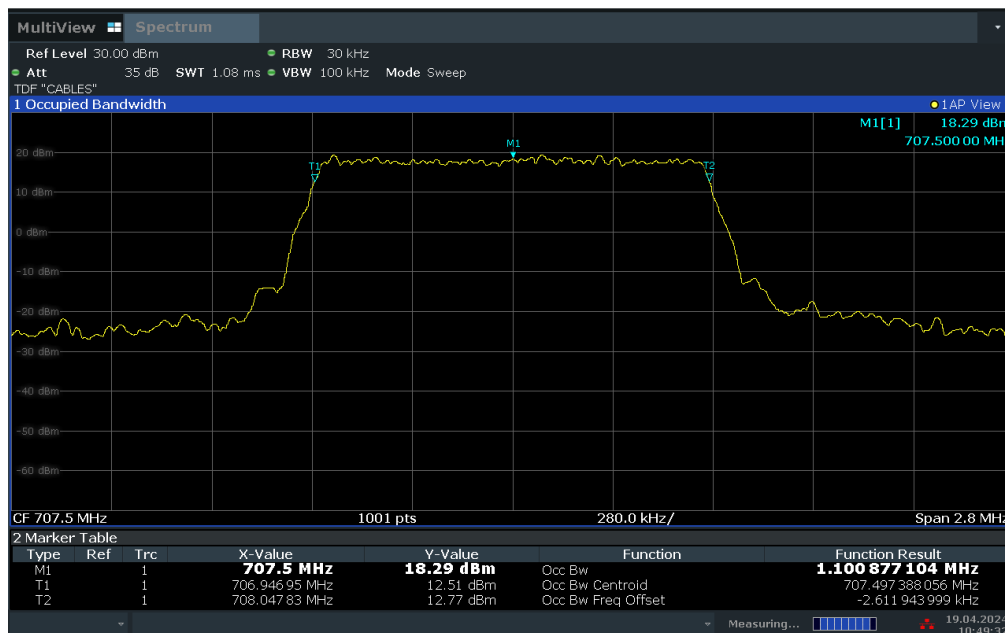
FCC ID: BCG-A3003	<b>PART 27 MEASUREMENT REPORT</b>		Approved by: Technical Manager
Test Report S/N: 1C2405230022-05.BCG	Test Dates: 04/11/2024 - 7/19/2024	EUT Type: Watch	Page 20 of 124

V2.2 09/07/2023

Unless otherwise specified, no part of this report may be reproduced or utilized in any part, form or by any means, electronic or mechanical, including photocopying and microfilm, without permission in writing from Element Materials Technology. If you have any questions about this or have an enquiry about obtaining additional rights to this report or assembly of contents thereof, please contact [ct.info@element.com](mailto:ct.info@element.com).

## LTE Band 12/17

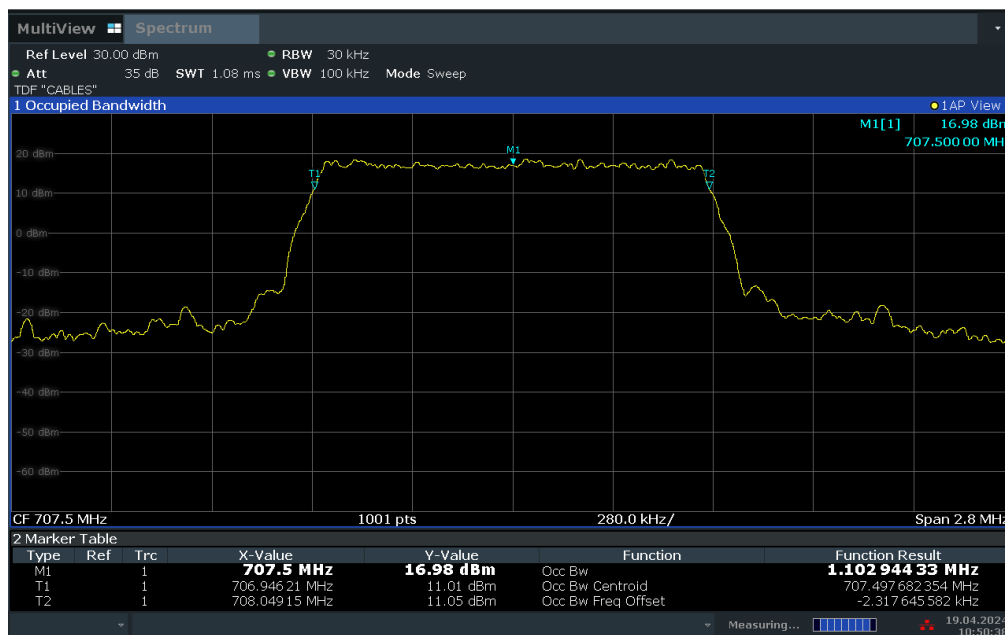
Peak



10:49:32 19.04.2024


Plot 7-13. Occupied Bandwidth Plot (LTE Band 12 – 1.4MHz QPSK - Full RB)

Peak



10:50:38 19.04.2024

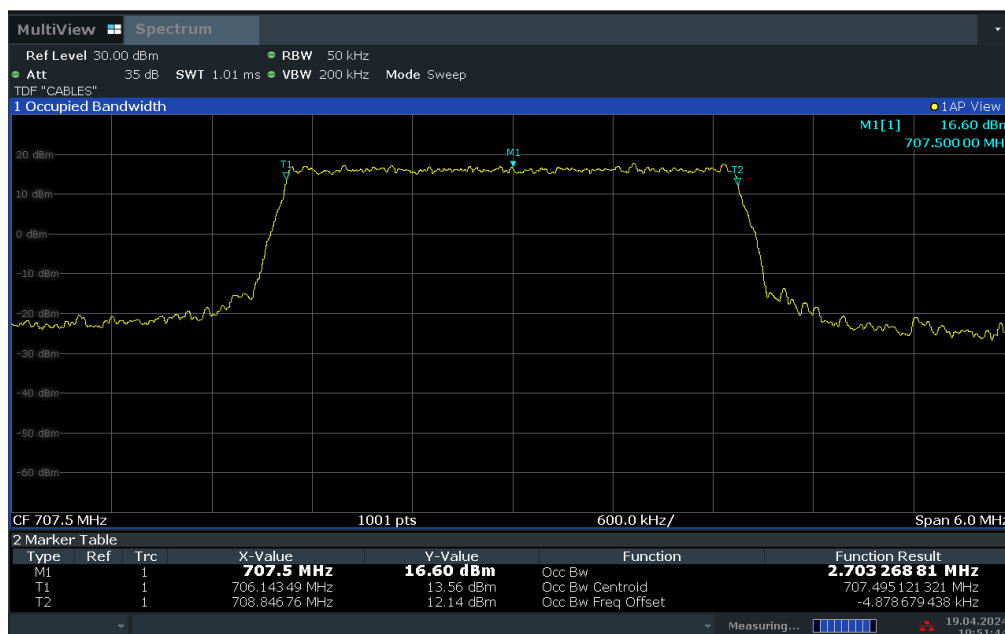
Plot 7-14. Occupied Bandwidth Plot (LTE Band 12 – 1.4MHz 16-QAM - Full RB)

FCC ID: BCG-A3003	 <b>PART 27 MEASUREMENT REPORT</b>		Approved by: Technical Manager
Test Report S/N: 1C2405230022-05.BCG	Test Dates: 04/11/2024 - 7/19/2024	EUT Type: Watch	Page 21 of 124

V2.2 09/07/2023

Unless otherwise specified, no part of this report may be reproduced or utilized in any part, form or by any means, electronic or mechanical, including photocopying and microfilm, without permission in writing from Element Materials Technology. If you have any questions about this or have an enquiry about obtaining additional rights to this report or assembly of contents thereof, please contact [ct.info@element.com](mailto:ct.info@element.com).

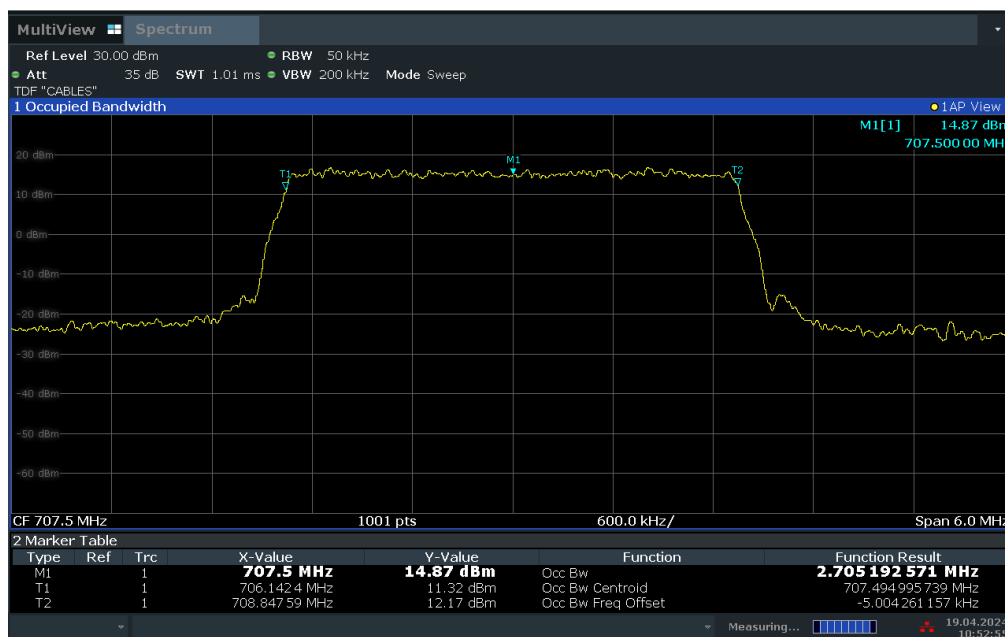
Peak



10:51:45 19.04.2024


Plot 7-15. Occupied Bandwidth Plot (LTE Band 12 - 3MHz QPSK - Full RB)

Peak



10:52:56 19.04.2024

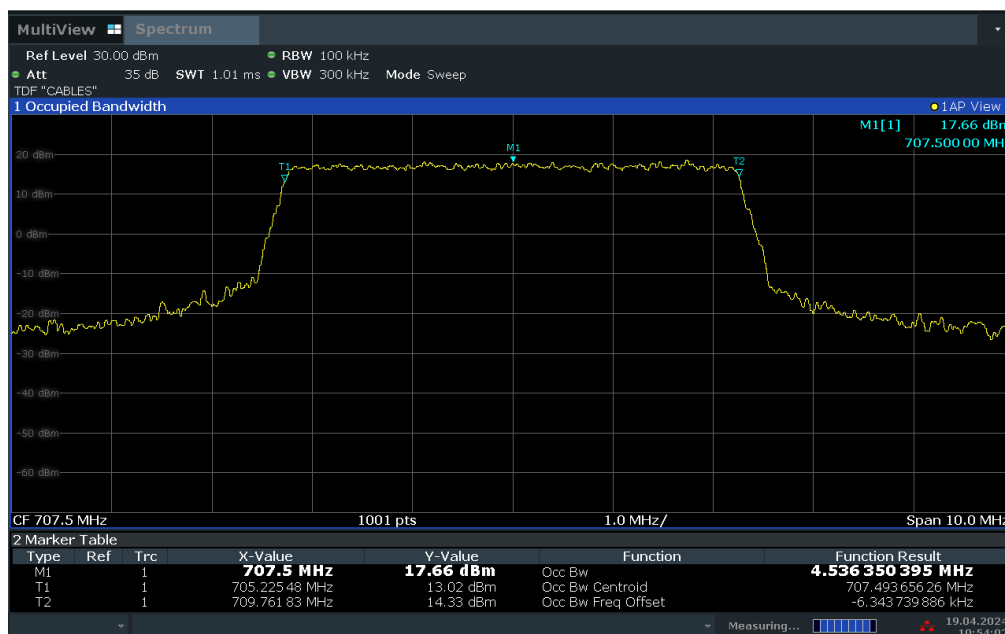
Plot 7-16. Occupied Bandwidth Plot (LTE Band 12 - 3MHz 16-QAM - Full RB)

FCC ID: BCG-A3003	 <b>PART 27 MEASUREMENT REPORT</b>		Approved by: Technical Manager
Test Report S/N: 1C2405230022-05.BCG	Test Dates: 04/11/2024 - 7/19/2024	EUT Type: Watch	Page 22 of 124

V2.2 09/07/2023

Unless otherwise specified, no part of this report may be reproduced or utilized in any part, form or by any means, electronic or mechanical, including photocopying and microfilm, without permission in writing from Element Materials Technology. If you have any questions about this or have an enquiry about obtaining additional rights to this report or assembly of contents thereof, please contact [ct.info@element.com](mailto:ct.info@element.com).

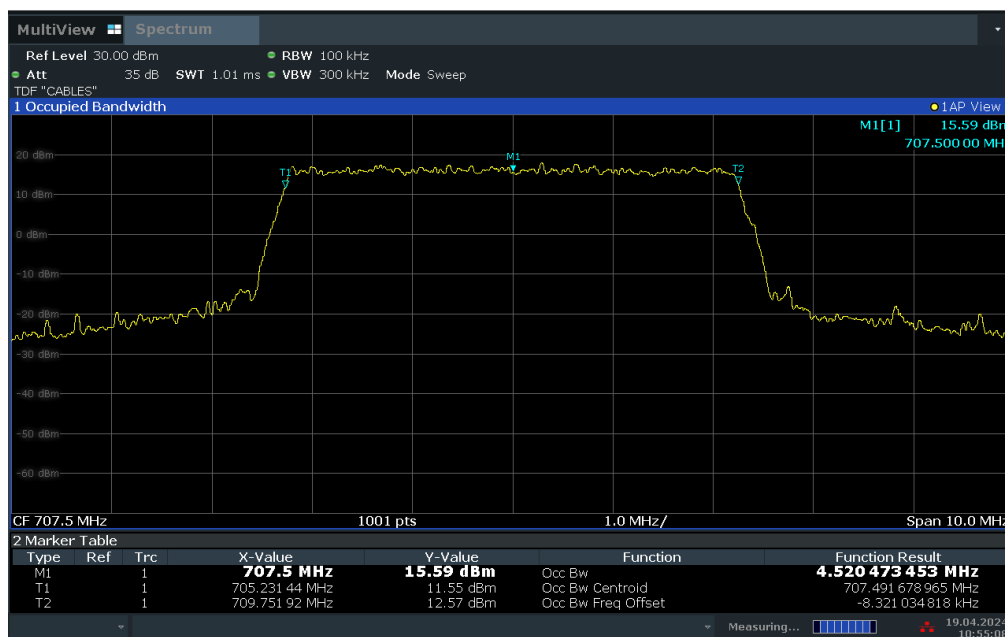
Peak



10:54:03 19.04.2024


Plot 7-17. Occupied Bandwidth Plot (LTE Band 12/17 - 5MHz QPSK - Full RB)

Peak



10:55:09 19.04.2024

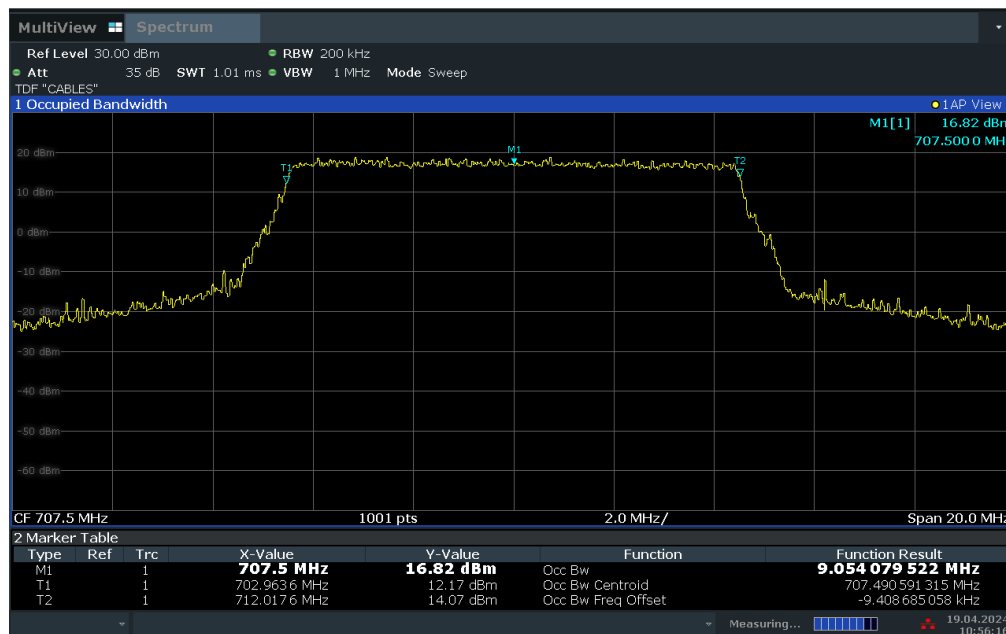
Plot 7-18. Occupied Bandwidth Plot (LTE Band 12/17 - 5MHz 16-QAM - Full RB)

FCC ID: BCG-A3003	 <b>PART 27 MEASUREMENT REPORT</b>		Approved by: Technical Manager
Test Report S/N: 1C2405230022-05.BCG	Test Dates: 04/11/2024 - 7/19/2024	EUT Type: Watch	Page 23 of 124

V2.2 09/07/2023

Unless otherwise specified, no part of this report may be reproduced or utilized in any part, form or by any means, electronic or mechanical, including photocopying and microfilm, without permission in writing from Element Materials Technology. If you have any questions about this or have an enquiry about obtaining additional rights to this report or assembly of contents thereof, please contact [ct.info@element.com](mailto:ct.info@element.com).

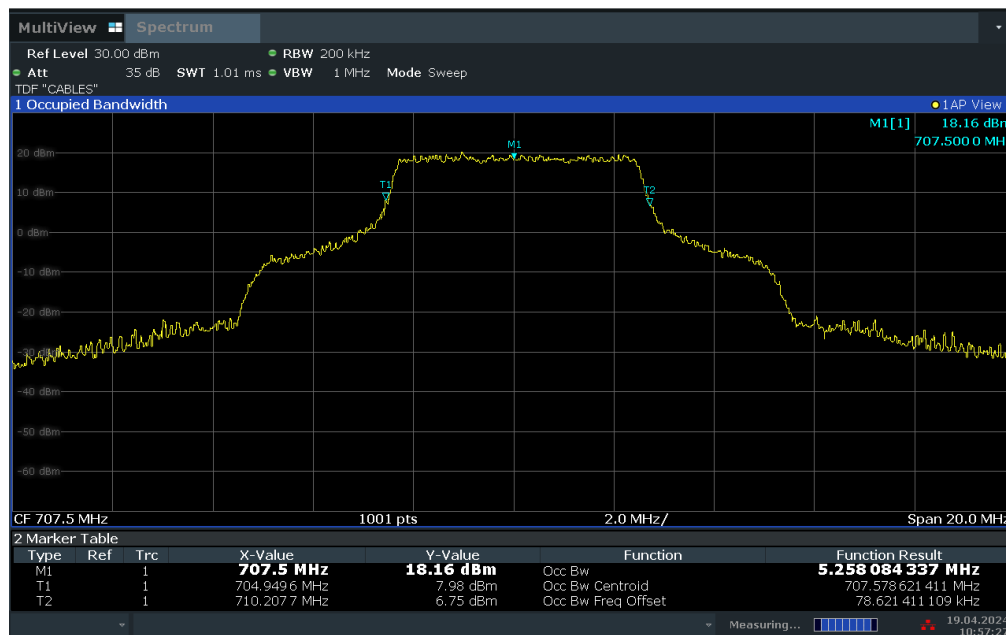
Peak



10:56:16 19.04.2024


Plot 7-19. Occupied Bandwidth Plot (LTE Band 12/17 - 10MHz QPSK - Full RB)

Peak



10:57:28 19.04.2024

Plot 7-20. Occupied Bandwidth Plot (LTE Band 12/17 - 10MHz 16-QAM - Full RB)

FCC ID: BCG-A3003	 PART 27 MEASUREMENT REPORT		Approved by: Technical Manager
Test Report S/N: 1C2405230022-05.BCG	Test Dates: 04/11/2024 - 7/19/2024	EUT Type: Watch	Page 24 of 124

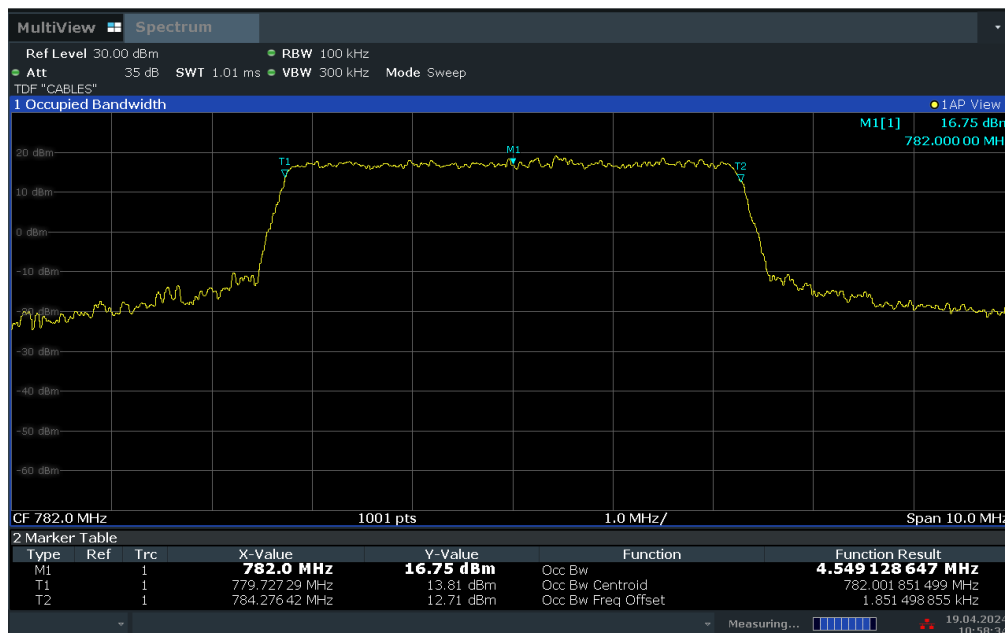
V2.2 09/07/2023

Unless otherwise specified, no part of this report may be reproduced or utilized in any part, form or by any means, electronic or mechanical, including photocopying and microfilm, without permission in writing from Element Materials Technology. If you have any questions about this or have an enquiry about obtaining additional rights to this report or assembly of contents thereof, please contact [ct.info@element.com](mailto:ct.info@element.com).



## LTE Band 13

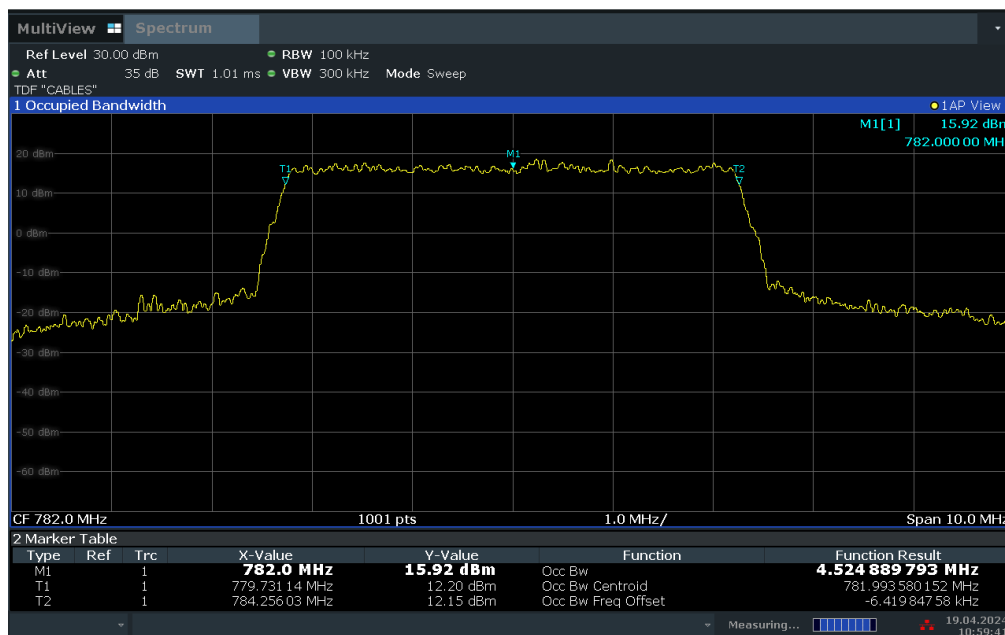
Peak



10:58:35 19.04.2024


Plot 7-21. Occupied Bandwidth Plot (LTE Band 13 - 5MHz QPSK - Full RB)

Peak



10:59:41 19.04.2024

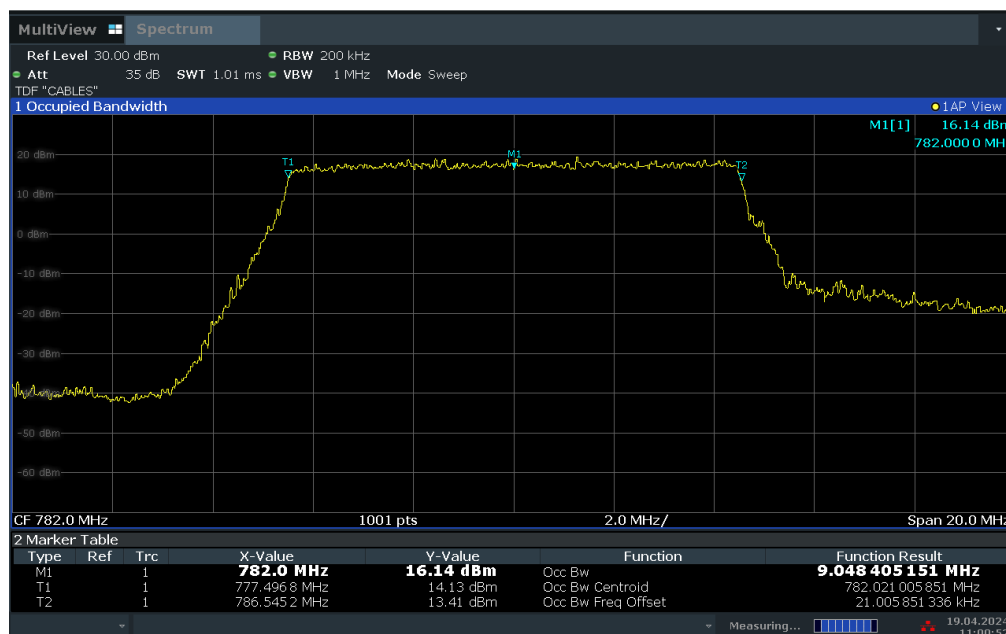
Plot 7-22. Occupied Bandwidth Plot (LTE Band 13 - 5MHz 16-QAM - Full RB)

FCC ID: BCG-A3003	 <b>PART 27 MEASUREMENT REPORT</b>		Approved by: Technical Manager
Test Report S/N: 1C2405230022-05.BCG	Test Dates: 04/11/2024 - 7/19/2024	EUT Type: Watch	Page 25 of 124

V2.2 09/07/2023

Unless otherwise specified, no part of this report may be reproduced or utilized in any part, form or by any means, electronic or mechanical, including photocopying and microfilm, without permission in writing from Element Materials Technology. If you have any questions about this or have an enquiry about obtaining additional rights to this report or assembly of contents thereof, please contact [ct.info@element.com](mailto:ct.info@element.com).

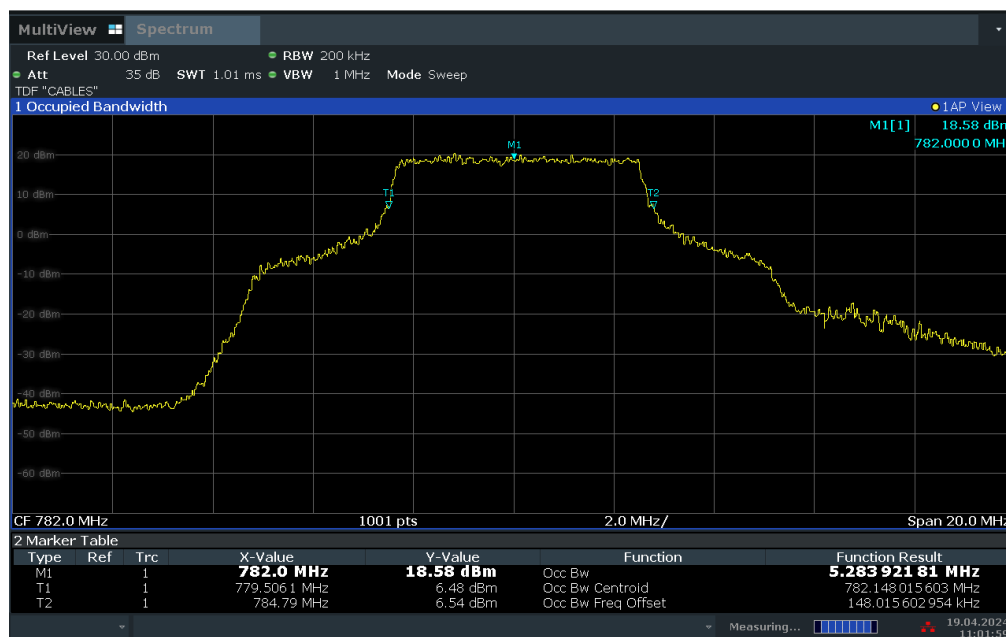
Peak



11:00:53 19.04.2024


Plot 7-23. Occupied Bandwidth Plot (LTE Band 13 - 10MHz QPSK - Full RB)

Peak



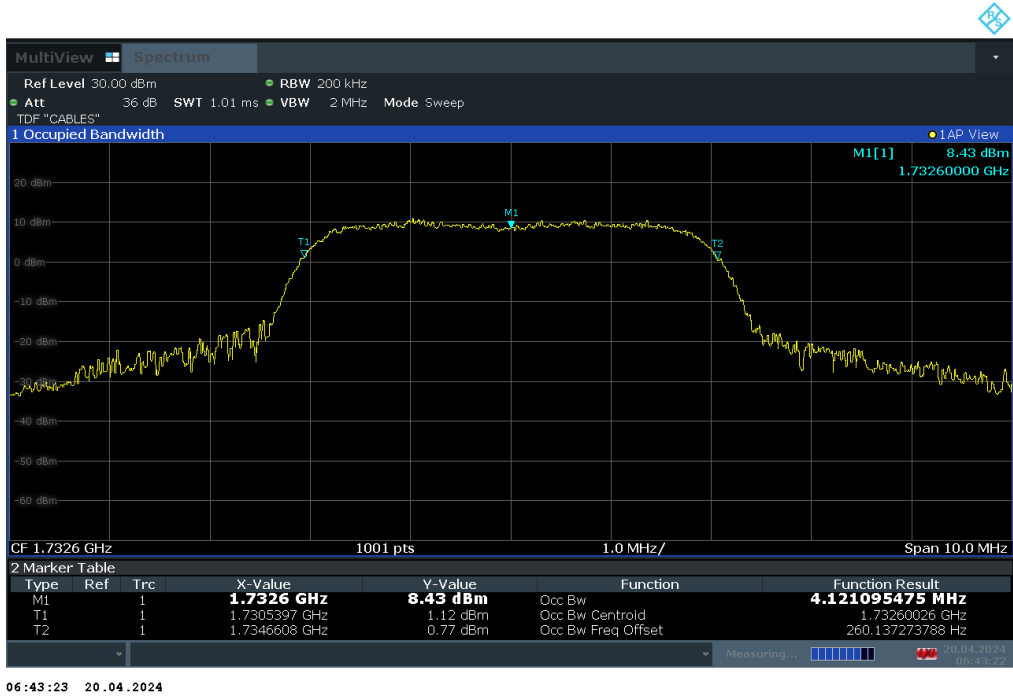
11:01:59 19.04.2024

Plot 7-24. Occupied Bandwidth Plot (LTE Band 13 - 10MHz 16-QAM - Full RB)

FCC ID: BCG-A3003	 <b>PART 27 MEASUREMENT REPORT</b>		Approved by: Technical Manager
Test Report S/N: 1C2405230022-05.BCG	Test Dates: 04/11/2024 - 7/19/2024	EUT Type: Watch	Page 26 of 124

V2.2 09/07/2023

Unless otherwise specified, no part of this report may be reproduced or utilized in any part, form or by any means, electronic or mechanical, including photocopying and microfilm, without permission in writing from Element Materials Technology. If you have any questions about this or have an enquiry about obtaining additional rights to this report or assembly of contents thereof, please contact [ct.info@element.com](mailto:ct.info@element.com).



Plot 7-25. Occupied Bandwidth Plot (WCDMA, Ch. 1413)

FCC ID: BCG-A3003	<div>element</div> PART 27 MEASUREMENT REPORT		Approved by: Technical Manager
Test Report S/N: 1C2405230022-05.BCG	Test Dates: 04/11/2024 - 7/19/2024	EUT Type: Watch	Page 27 of 124

## 7.3 Spurious and Harmonic Emissions at Antenna Terminal

\$2.1051, \$27.53

### Test Overview and Limit

The level of the carrier and the various conducted spurious and harmonic frequencies is measured by means of a calibrated spectrum analyzer. The spectrum is scanned from the lowest frequency generated in the equipment up to a frequency including its 10<sup>th</sup> harmonic. All out of band emissions are measured with a spectrum analyzer connected to the antenna terminal of the EUT while the EUT is operating at maximum power, and at the appropriate frequencies. All data rates were investigated to determine the worst case configuration. All modes of operation were investigated and the worst case configuration results are reported in this section.

***The minimum permissible attenuation level of any spurious emission is  $43 + 10 \log_{10}(P_{\text{Watts}})$ , where  $P$  is the transmitter power in Watts.***

### Test Procedure Used

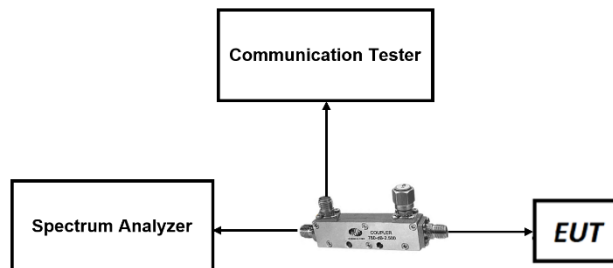
KDB 971168 D01 v03r01 – Section 6.0

### Test Settings


1. Start frequency was set to 30MHz and stop frequency was set to 18GHz (separated into at least two plots per channel)
2. RBW  $\geq$  100kHz
3. VBW  $\geq$  3 x RBW
4. Detector = RMS
5. Trace mode = max hold
6. Sweep time = auto couple
7. The trace was allowed to stabilize

### Test Setup

The EUT and measurement equipment were set up as shown in the diagram below.




**Figure 7-2. Test Instrument & Measurement Setup**

FCC ID: BCG-A3003		PART 27 MEASUREMENT REPORT	Approved by: Technical Manager
Test Report S/N: 1C2405230022-05.BCG	Test Dates: 04/11/2024 - 7/19/2024	EUT Type: Watch	Page 28 of 124

V2.2 09/07/2023

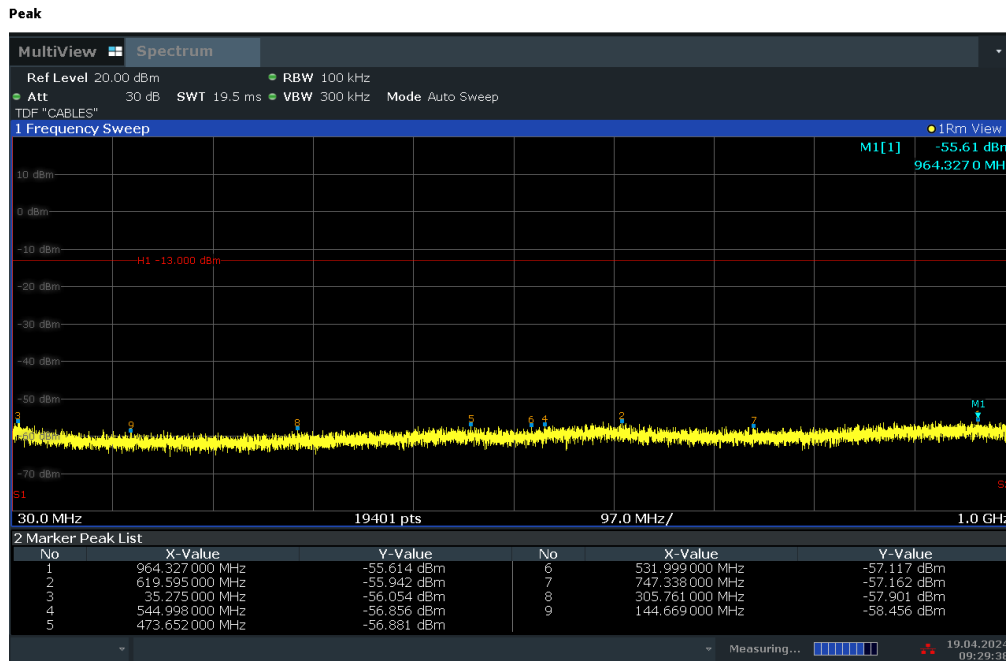
**Test Notes**

1. Per Part 27, compliance with the applicable limits is based on the use of measurement instrumentation employing a resolution bandwidth 100 kHz or greater for measurements below 1GHz. However, in the 1 MHz bands immediately outside and adjacent to the frequency block a resolution bandwidth of at least one percent of the emission bandwidth of the fundamental emission of the transmitter may be employed. The emission bandwidth is defined as the width of the signal between two points, one below the carrier center frequency and one above the carrier center frequency, outside of which all emission are attenuated at least 26 dB below the transmitter power.

<b>FCC ID:</b> BCG-A3003	 <b>PART 27 MEASUREMENT REPORT</b>		<b>Approved by:</b> Technical Manager
<b>Test Report S/N:</b> 1C2405230022-05.BCG	<b>Test Dates:</b> 04/11/2024 - 7/19/2024	<b>EUT Type:</b> Watch	Page 29 of 124

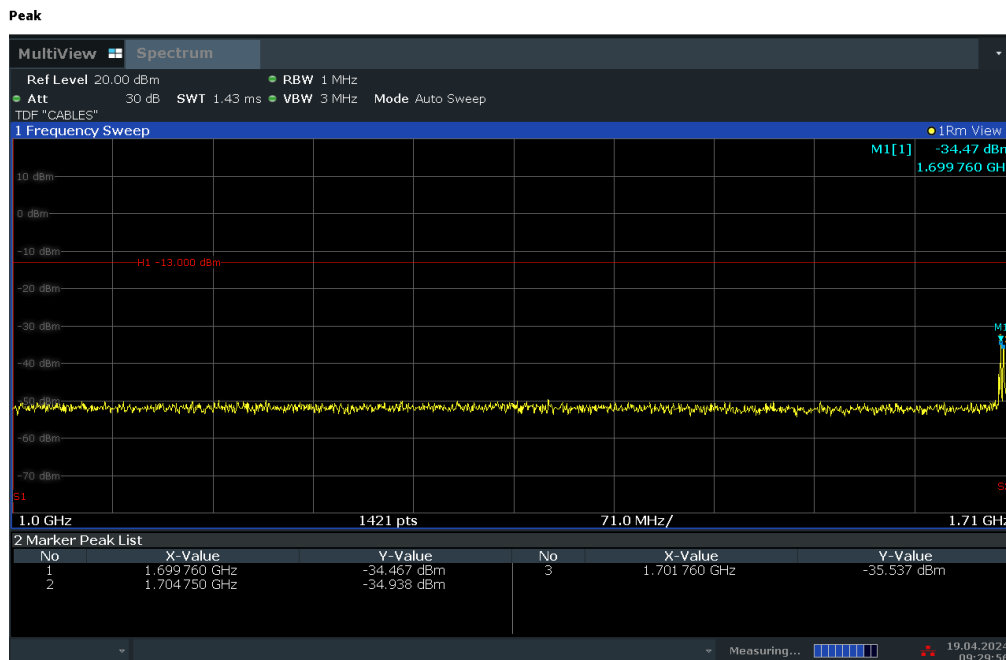
V2.2 09/07/2023

## LTE Band 66/4




09:29:39 19.04.2024

Plot 7-26. Conducted Spurious Plot (LTE Band 66/4 - 20MHz QPSK - RB Size 1, RB Offset 0 - Low Channel)



09:29:56 19.04.2024

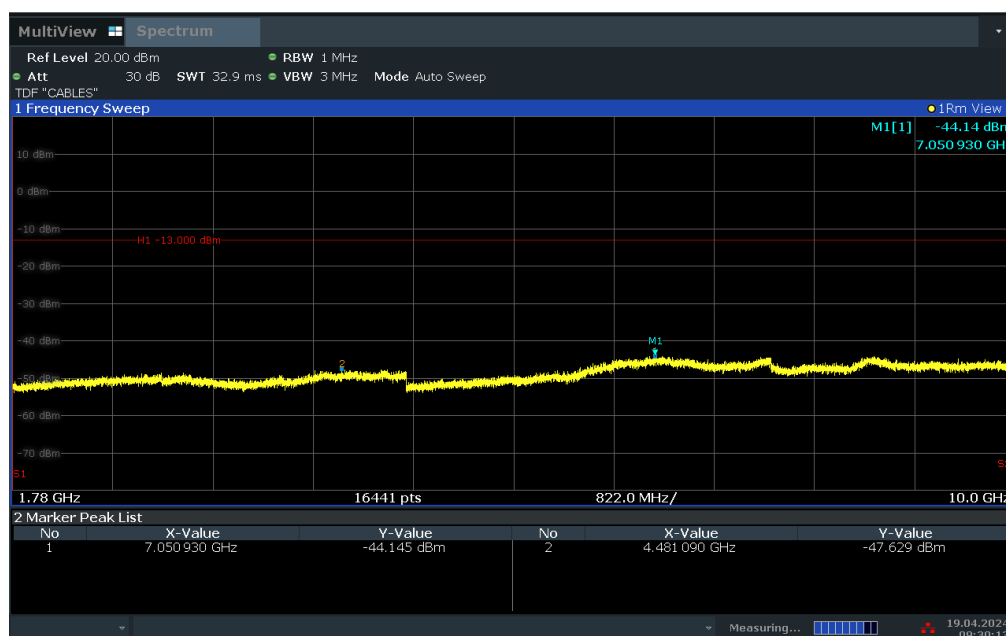
Plot 7-27. Conducted Spurious Plot (LTE Band 66/4 - 20MHz QPSK - RB Size 1, RB Offset 0 - Low Channel)

FCC ID: BCG-A3003	 <b>PART 27 MEASUREMENT REPORT</b>		Approved by: Technical Manager
Test Report S/N: 1C2405230022-05.BCG	Test Dates: 04/11/2024 - 7/19/2024	EUT Type: Watch	Page 30 of 124

V2.2 09/07/2023

Unless otherwise specified, no part of this report may be reproduced or utilized in any part, form or by any means, electronic or mechanical, including photocopying and microfilm, without permission in writing from Element Materials Technology. If you have any questions about this or have an enquiry about obtaining additional rights to this report or assembly of contents thereof, please contact [ct.info@element.com](mailto:ct.info@element.com).

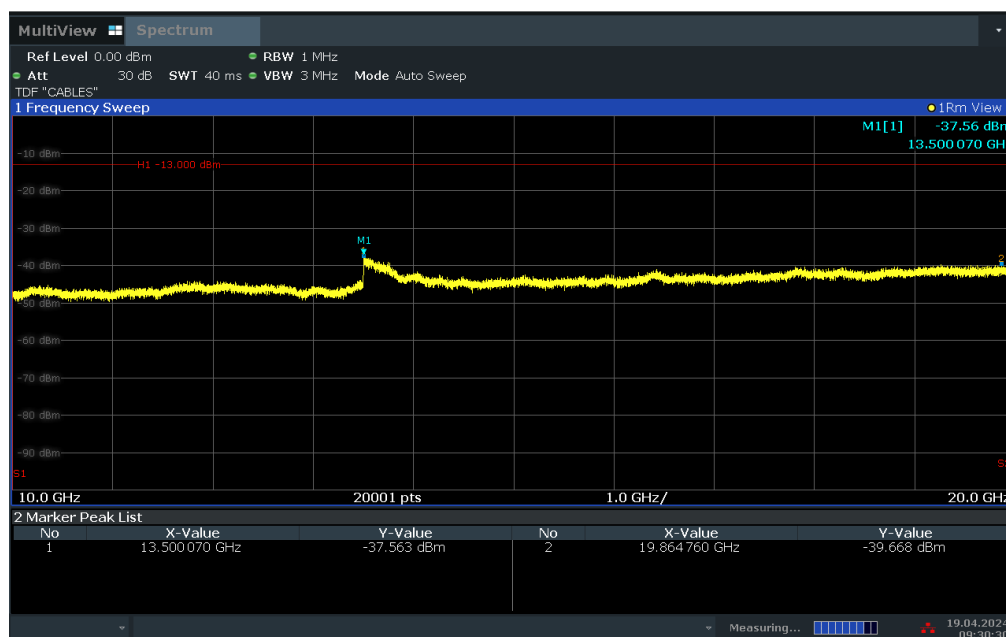
Peak



09:30:14 19.04.2024


Plot 7-28. Conducted Spurious Plot (LTE Band 66/4 - 20MHz QPSK - RB Size 1, RB Offset 0 - Low Channel)

Peak



09:30:31 19.04.2024

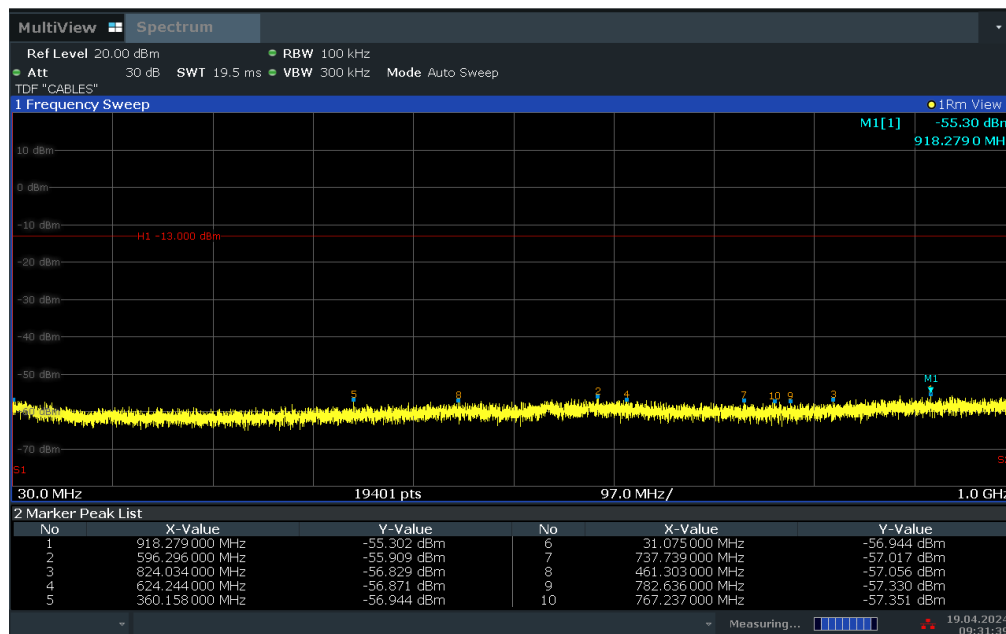
Plot 7-29. Conducted Spurious Plot (LTE Band 66/4 - 20MHz QPSK - RB Size 1, RB Offset 0 - Low Channel)

FCC ID: BCG-A3003	 PART 27 MEASUREMENT REPORT		Approved by: Technical Manager
Test Report S/N: 1C2405230022-05.BCG	Test Dates: 04/11/2024 - 7/19/2024	EUT Type: Watch	Page 31 of 124

V2.2 09/07/2023

Unless otherwise specified, no part of this report may be reproduced or utilized in any part, form or by any means, electronic or mechanical, including photocopying and microfilm, without permission in writing from Element Materials Technology. If you have any questions about this or have an enquiry about obtaining additional rights to this report or assembly of contents thereof, please contact [ct.info@element.com](mailto:ct.info@element.com).

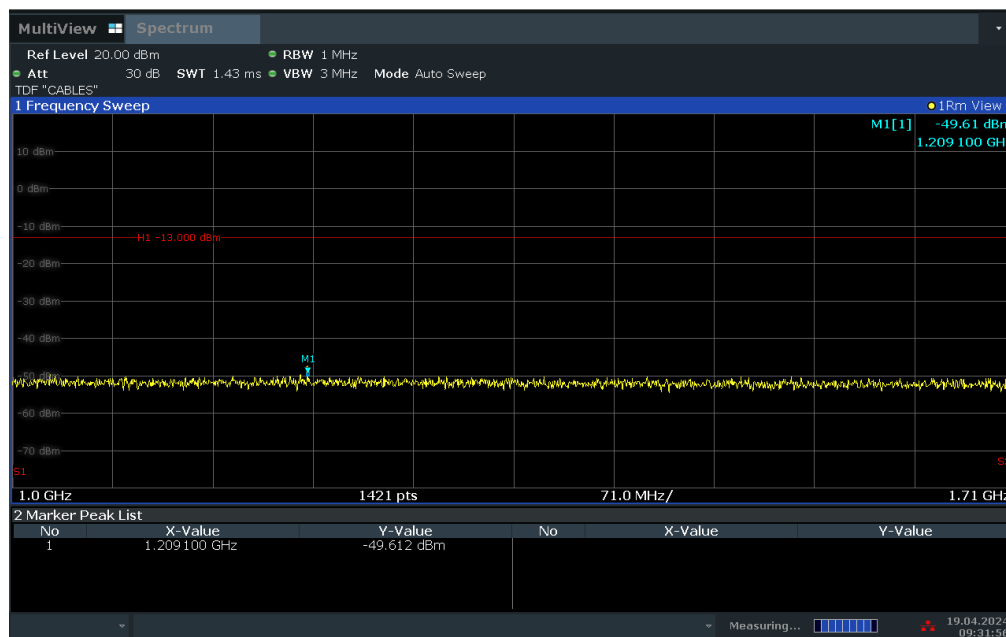
Peak



09:31:39 19.04.2024


Plot 7-30. Conducted Spurious Plot (LTE Band 66/4 - 20MHz QPSK - RB Size 1, RB Offset 0 - Mid Channel)

Peak



09:31:57 19.04.2024

Plot 7-31. Conducted Spurious Plot (LTE Band 66/4 - 20MHz QPSK - RB Size 1, RB Offset 0 - Mid Channel)

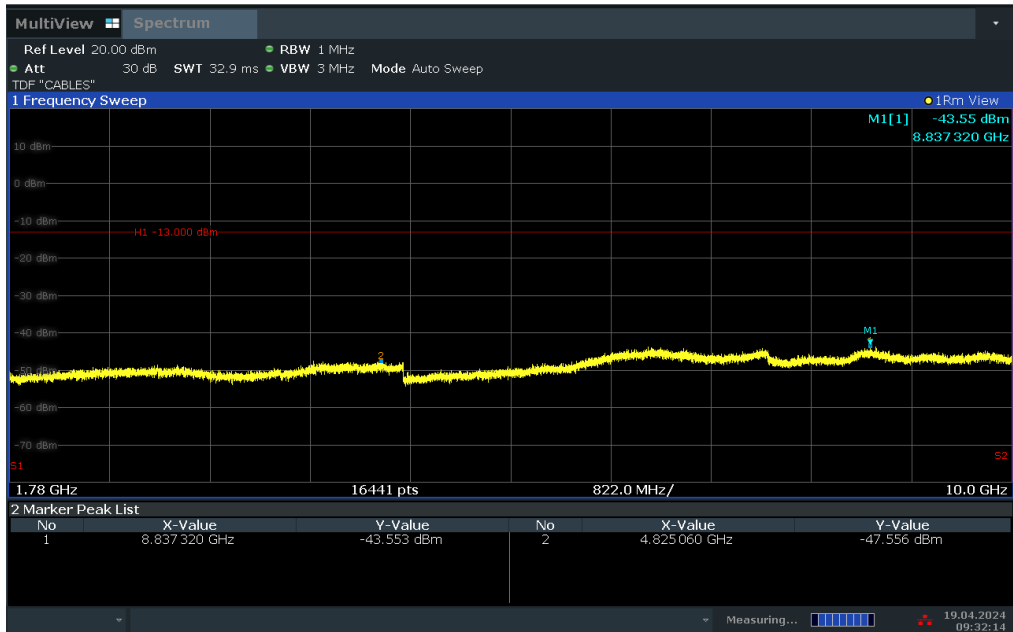
FCC ID: BCG-A3003	 PART 27 MEASUREMENT REPORT		Approved by: Technical Manager
Test Report S/N: 1C2405230022-05.BCG	Test Dates: 04/11/2024 - 7/19/2024	EUT Type: Watch	Page 32 of 124

V2.2 09/07/2023

Unless otherwise specified, no part of this report may be reproduced or utilized in any part, form or by any means, electronic or mechanical, including photocopying and microfilm, without permission in writing from Element Materials Technology. If you have any questions about this or have an enquiry about obtaining additional rights to this report or assembly of contents thereof, please contact [ct.info@element.com](mailto:ct.info@element.com).



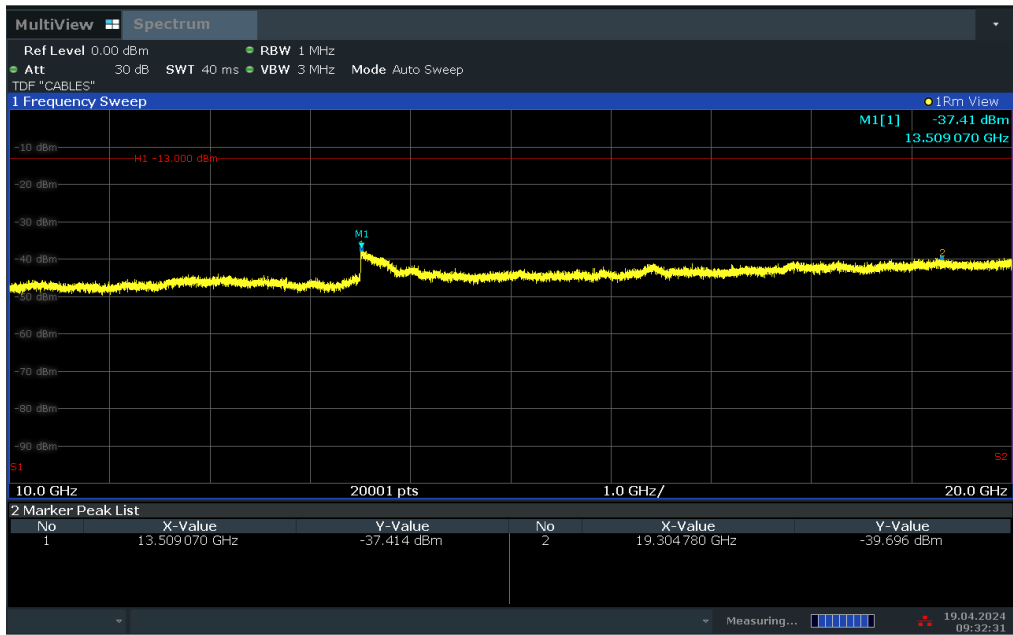
Peak



09:32:14 19.04.2024

Plot 7-32. Conducted Spurious Plot (LTE Band 66/4 - 20MHz QPSK - RB Size 1, RB Offset 0 - Mid Channel)

Peak



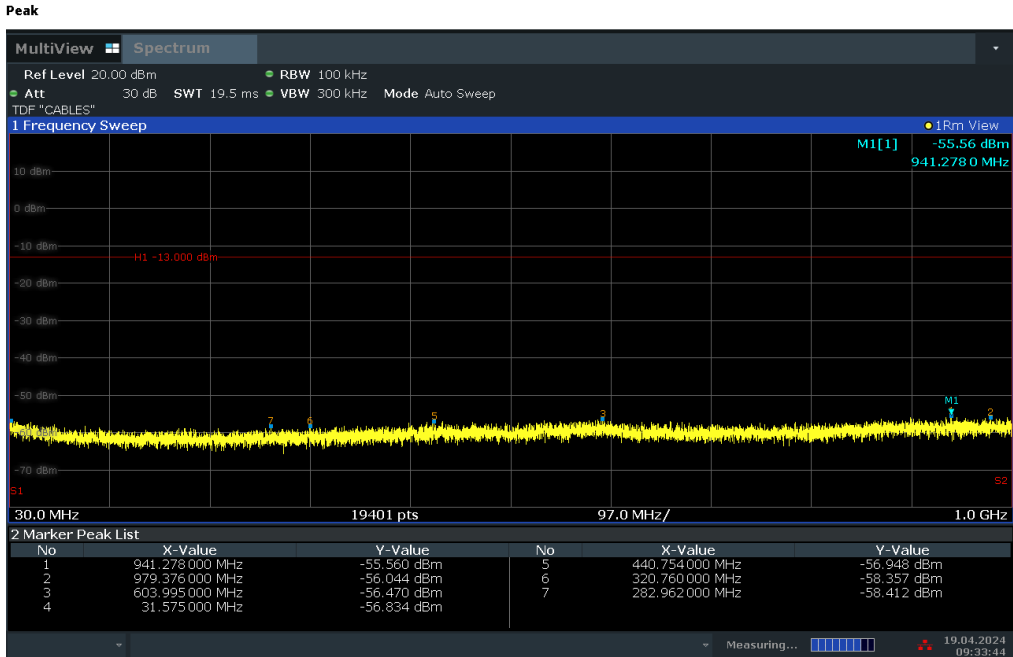
09:32:31 19.04.2024

Plot 7-33. Conducted Spurious Plot (LTE Band 66/4 - 20MHz QPSK - RB Size 1, RB Offset 0 - Mid Channel)

FCC ID: BCG-A3003	element PART 27 MEASUREMENT REPORT		Approved by: Technical Manager
Test Report S/N: 1C2405230022-05.BCG	Test Dates: 04/11/2024 - 7/19/2024	EUT Type: Watch	Page 33 of 124

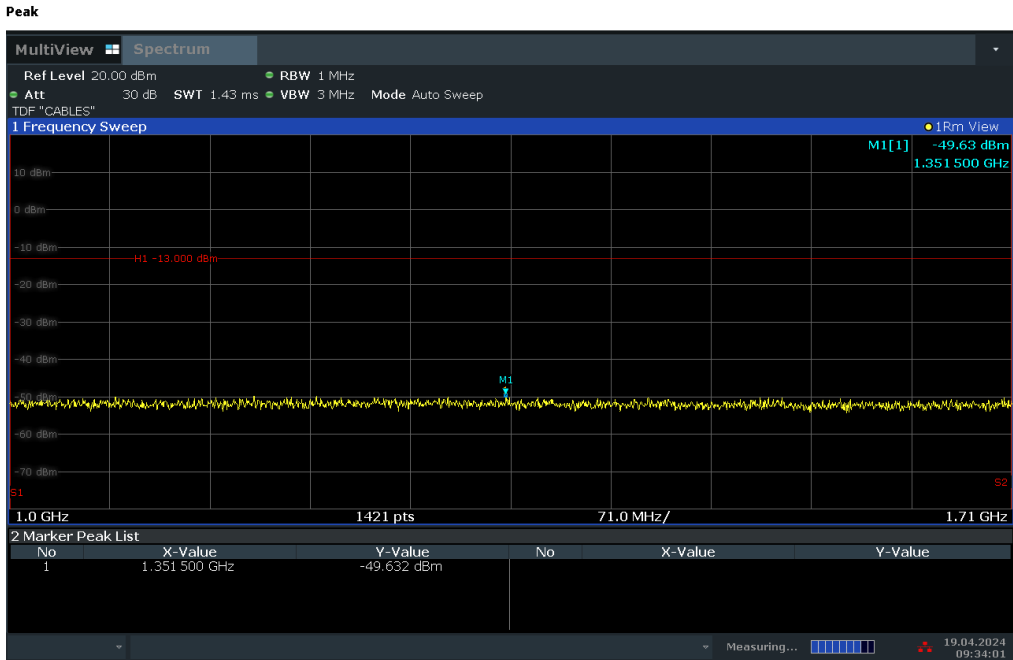
V2.2 09/07/2023

Unless otherwise specified, no part of this report may be reproduced or utilized in any part, form or by any means, electronic or mechanical, including photocopying and microfilm, without permission in writing from Element Materials Technology. If you have any questions about this or have an enquiry about obtaining additional rights to this report or assembly of contents thereof, please contact [ct.info@element.com](mailto:ct.info@element.com).



09:33:44 19.04.2024

Plot 7-34. Conducted Spurious Plot (LTE Band 66/4 - 20MHz QPSK - RB Size 1, RB Offset 0 - High Channel)



09:34:02 19.04.2024

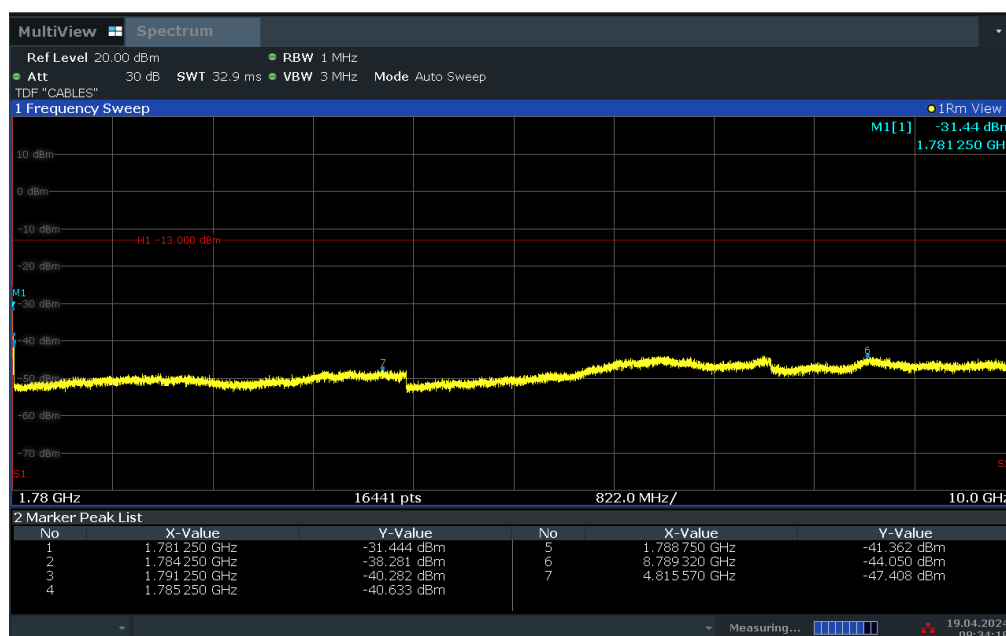
Plot 7-35. Conducted Spurious Plot (LTE Band 66/4 - 20MHz QPSK - RB Size 1, RB Offset 0 - High Channel)

FCC ID: BCG-A3003	element PART 27 MEASUREMENT REPORT		Approved by: Technical Manager
Test Report S/N: 1C2405230022-05.BCG	Test Dates: 04/11/2024 - 7/19/2024	EUT Type: Watch	Page 34 of 124

V2.2 09/07/2023

Unless otherwise specified, no part of this report may be reproduced or utilized in any part, form or by any means, electronic or mechanical, including photocopying and microfilm, without permission in writing from Element Materials Technology. If you have any questions about this or have an enquiry about obtaining additional rights to this report or assembly of contents thereof, please contact [ct.info@element.com](mailto:ct.info@element.com).

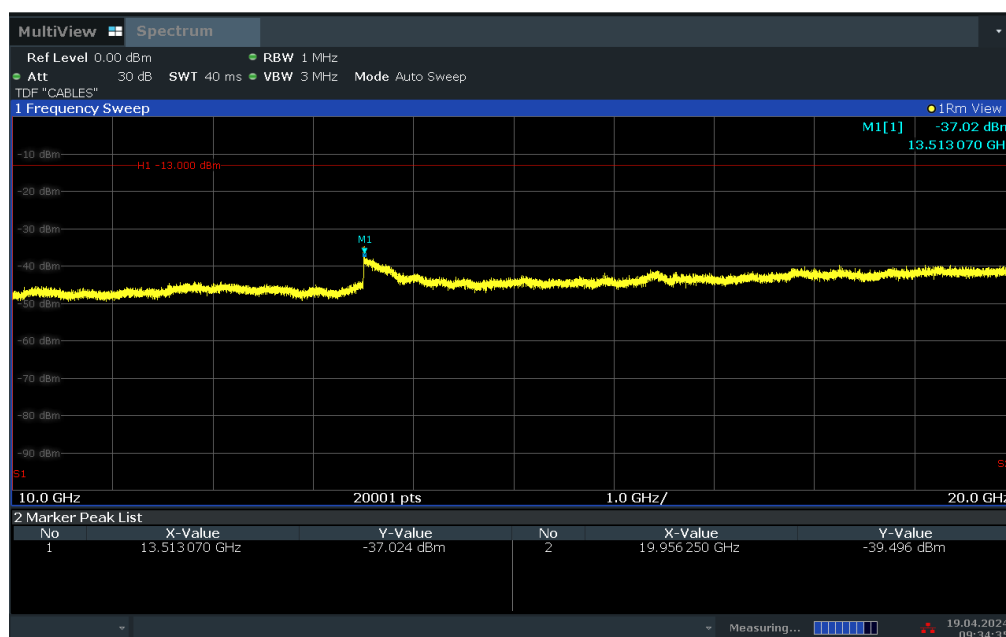
Peak



09:34:19 19.04.2024


Plot 7-36. Conducted Spurious Plot (LTE Band 66/4 - 20MHz QPSK - RB Size 1, RB Offset 0 - High Channel)

Peak



09:34:36 19.04.2024

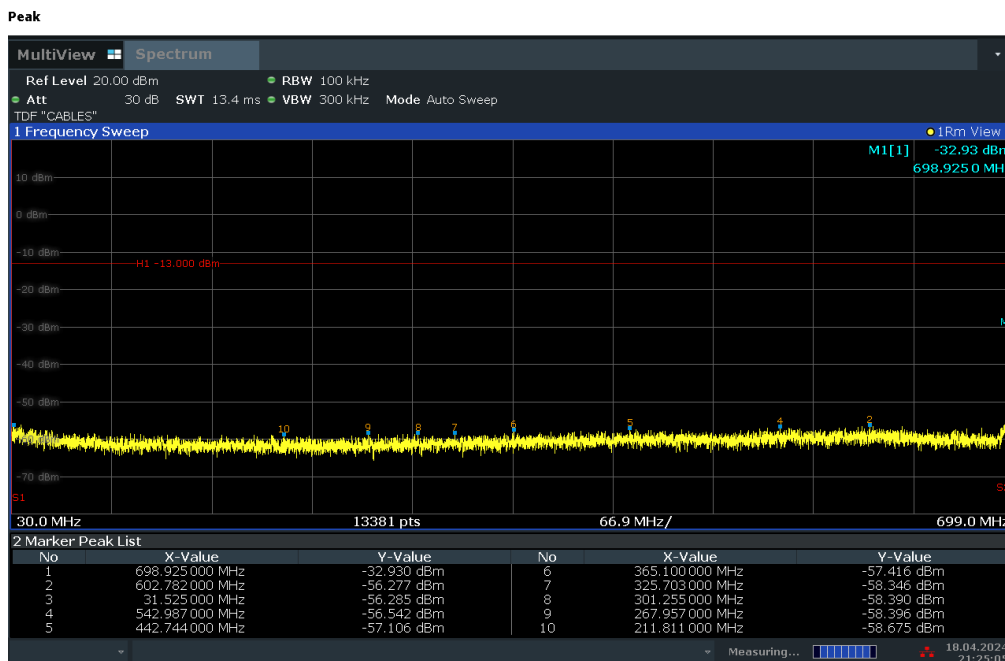
Plot 7-37. Conducted Spurious Plot (LTE Band 66/4 - 20MHz QPSK - RB Size 1, RB Offset 0 - High Channel)

FCC ID: BCG-A3003	 <b>PART 27 MEASUREMENT REPORT</b>		Approved by: Technical Manager
Test Report S/N: 1C2405230022-05.BCG	Test Dates: 04/11/2024 - 7/19/2024	EUT Type: Watch	Page 35 of 124

V2.2 09/07/2023

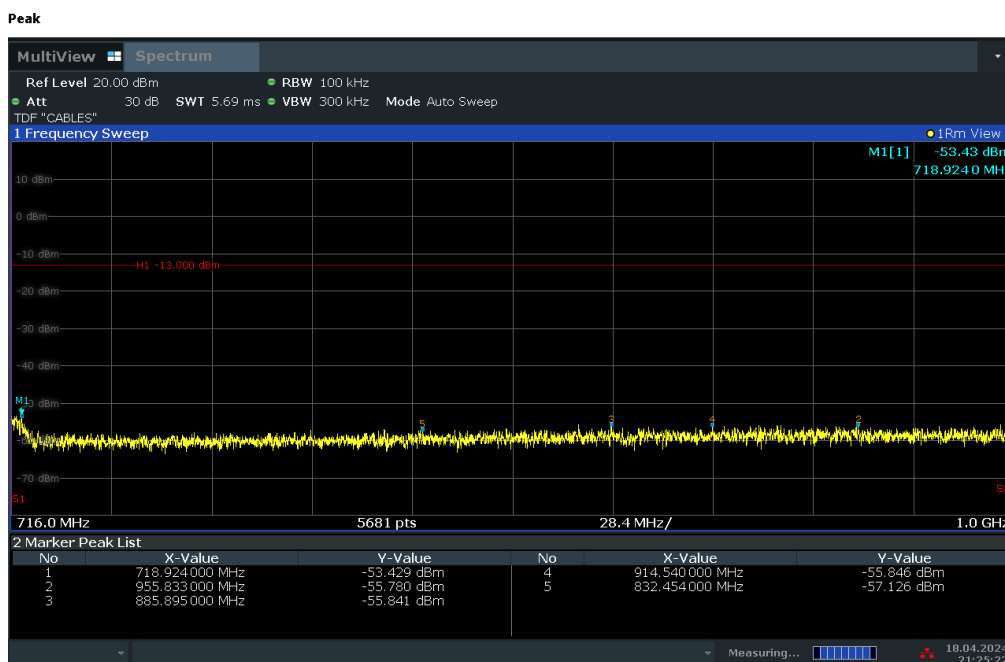
Unless otherwise specified, no part of this report may be reproduced or utilized in any part, form or by any means, electronic or mechanical, including photocopying and microfilm, without permission in writing from Element Materials Technology. If you have any questions about this or have an enquiry about obtaining additional rights to this report or assembly of contents thereof, please contact [ct.info@element.com](mailto:ct.info@element.com).

## LTE Band 12/17




21:25:06 18.04.2024

Plot 7-38. Conducted Spurious Plot (LTE Band 12/17 - 10MHz QPSK - RB Size 1, RB Offset 0 - Low Channel)



21:25:22 18.04.2024

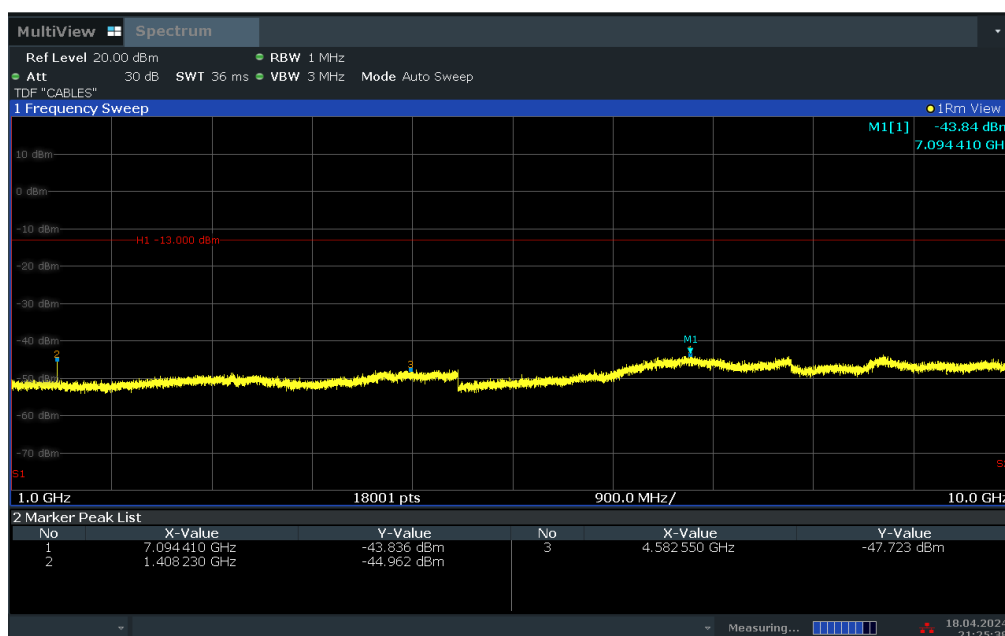
Plot 7-39. Conducted Spurious Plot (LTE Band 12/17 - 10MHz QPSK - RB Size 1, RB Offset 0 - Low Channel)

FCC ID: BCG-A3003	 <b>PART 27 MEASUREMENT REPORT</b>		Approved by: Technical Manager
Test Report S/N: 1C2405230022-05.BCG	Test Dates: 04/11/2024 - 7/19/2024	EUT Type: Watch	Page 36 of 124

V2.2 09/07/2023

Unless otherwise specified, no part of this report may be reproduced or utilized in any part, form or by any means, electronic or mechanical, including photocopying and microfilm, without permission in writing from Element Materials Technology. If you have any questions about this or have an enquiry about obtaining additional rights to this report or assembly of contents thereof, please contact [ct.info@element.com](mailto:ct.info@element.com).

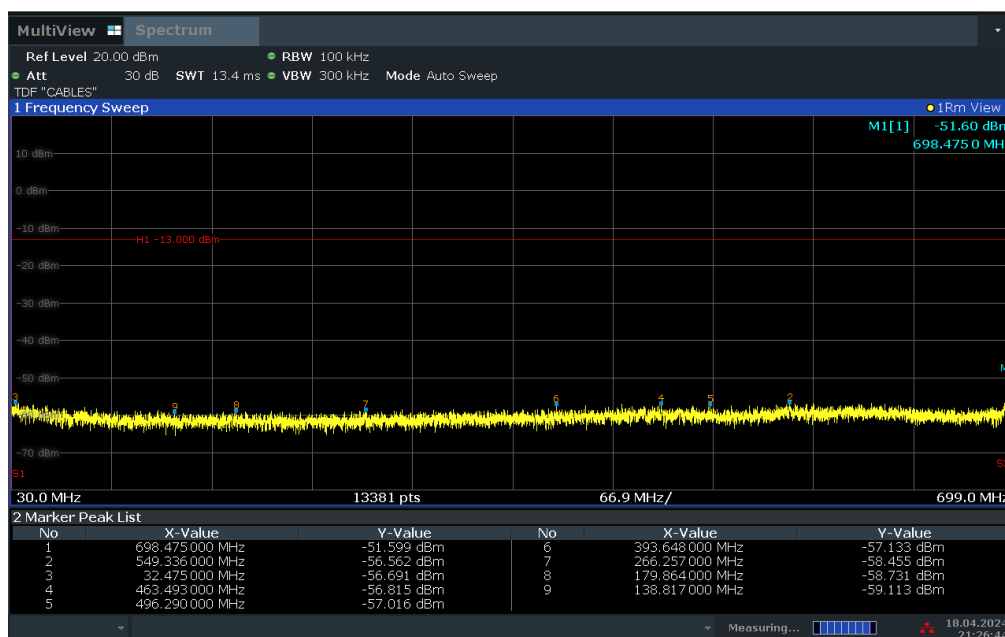
Peak



21:25:39 18.04.2024


Plot 7-40. Conducted Spurious Plot (LTE Band 12/17 - 10MHz QPSK - RB Size 1, RB Offset 0 - Low Channel)

Peak



21:26:45 18.04.2024

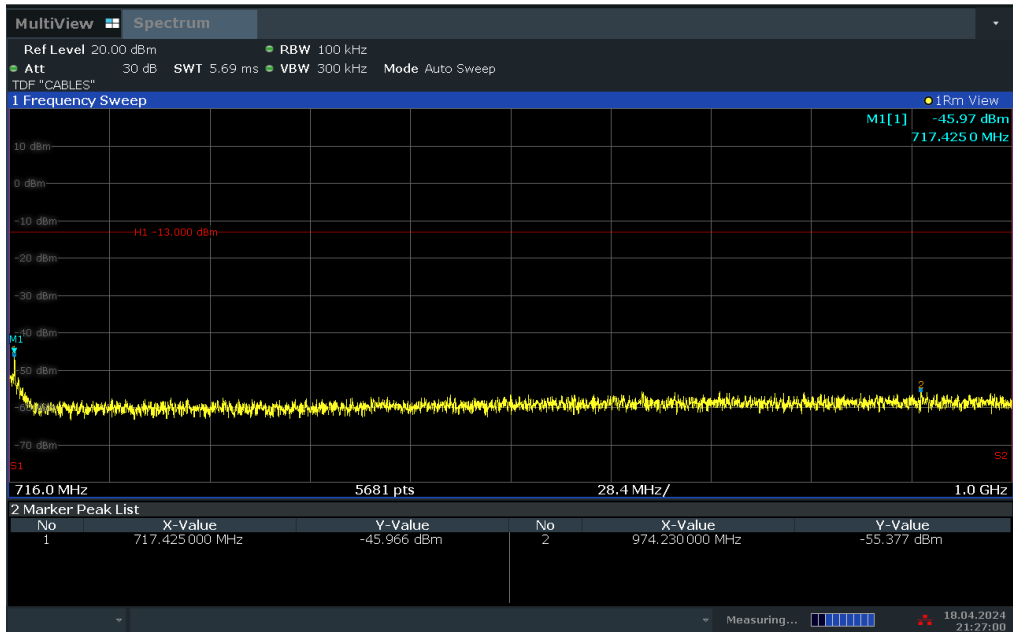
Plot 7-41. Conducted Spurious Plot (LTE Band 12/17 - 10MHz QPSK - RB Size 1, RB Offset 0 - Mid Channel)

FCC ID: BCG-A3003	 PART 27 MEASUREMENT REPORT		Approved by: Technical Manager
Test Report S/N: 1C2405230022-05.BCG	Test Dates: 04/11/2024 - 7/19/2024	EUT Type: Watch	Page 37 of 124

V2.2 09/07/2023

Unless otherwise specified, no part of this report may be reproduced or utilized in any part, form or by any means, electronic or mechanical, including photocopying and microfilm, without permission in writing from Element Materials Technology. If you have any questions about this or have an enquiry about obtaining additional rights to this report or assembly of contents thereof, please contact [ct.info@element.com](mailto:ct.info@element.com).

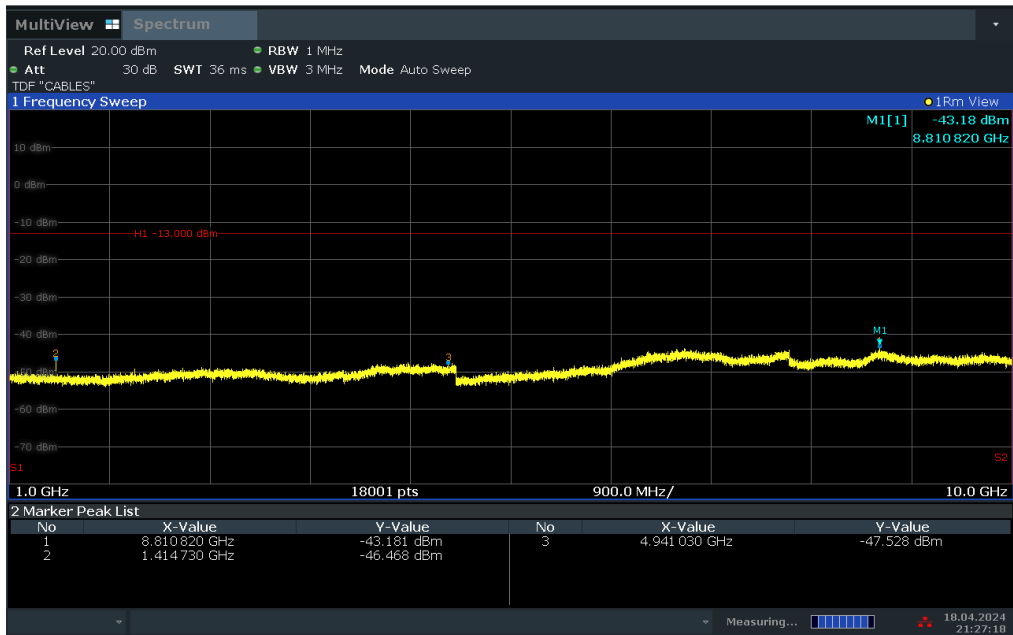
Peak



21:27:01 18.04.2024

Plot 7-42. Conducted Spurious Plot (LTE Band 12/17 - 10MHz QPSK - RB Size 1, RB Offset 0 - Mid Channel)

Peak

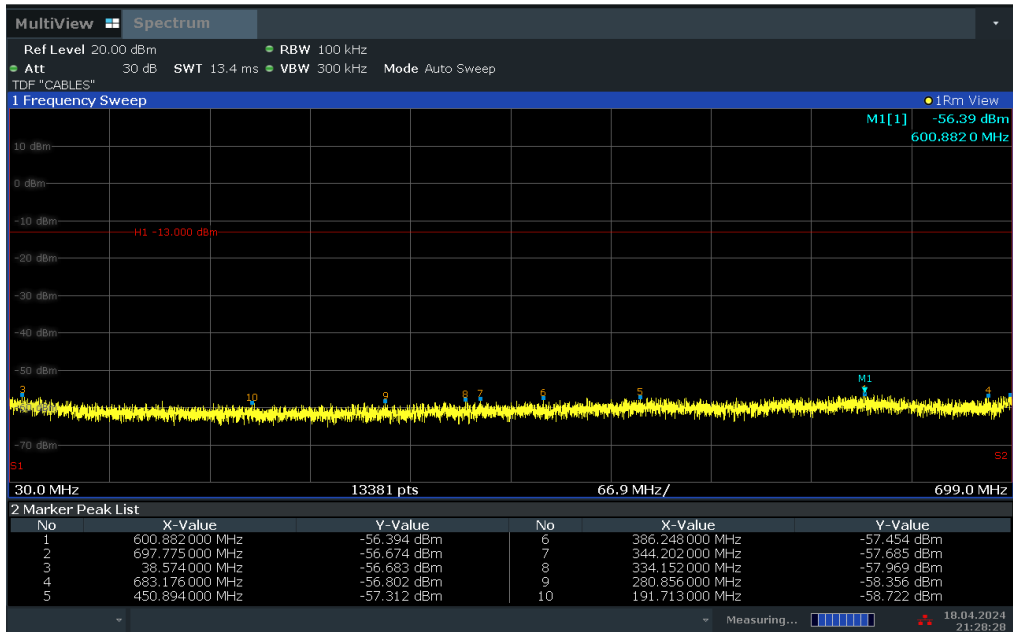


21:27:18 18.04.2024

Plot 7-43. Conducted Spurious Plot (LTE Band 12/17 - 10MHz QPSK - RB Size 1, RB Offset 0 - Mid Channel)

FCC ID: BCG-A3003	element PART 27 MEASUREMENT REPORT		Approved by: Technical Manager
Test Report S/N: 1C2405230022-05.BCG	Test Dates: 04/11/2024 - 7/19/2024	EUT Type: Watch	Page 38 of 124

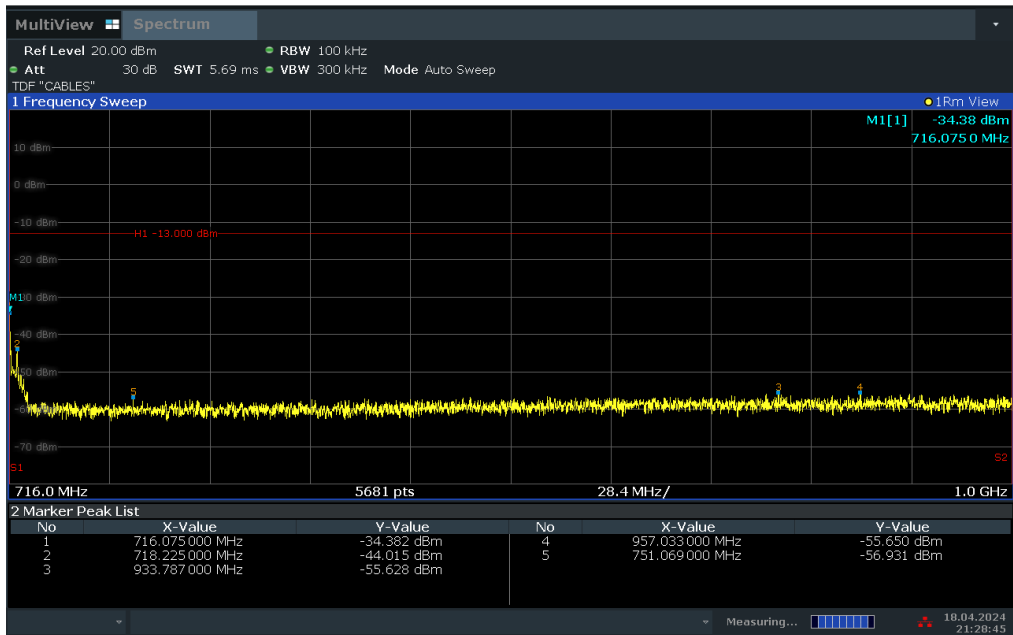
Peak



21:28:28 18.04.2024

Plot 7-44. Conducted Spurious Plot (LTE Band 12/17 - 10MHz QPSK - RB Size 1, RB Offset 0 - High Channel)

Peak



21:28:45 18.04.2024

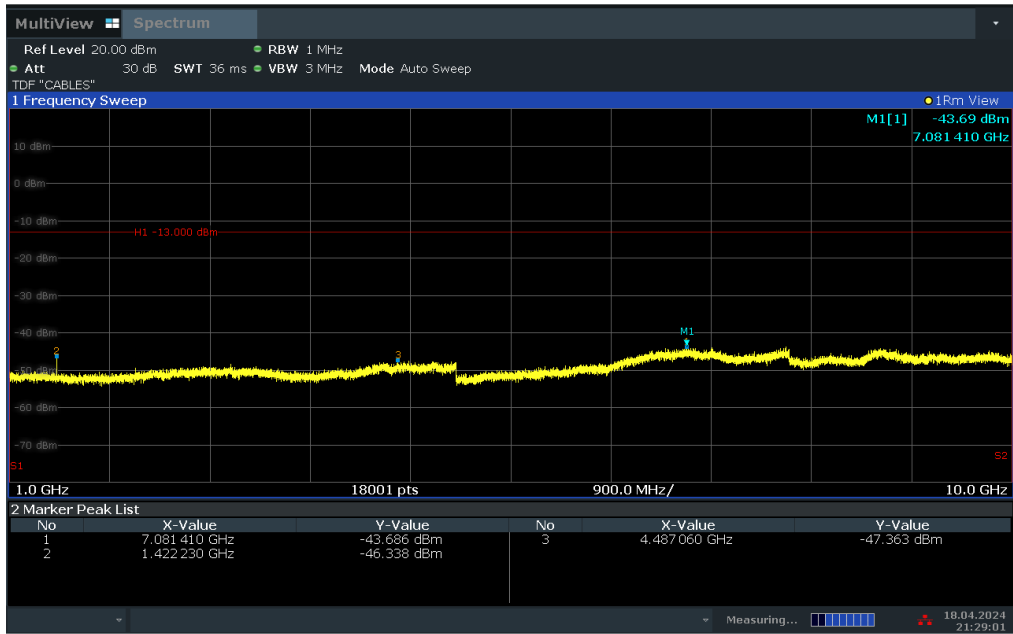
Plot 7-45. Conducted Spurious Plot (LTE Band 12/17 - 10MHz QPSK - RB Size 1, RB Offset 0 - High Channel)

FCC ID: BCG-A3003	element PART 27 MEASUREMENT REPORT		Approved by: Technical Manager
Test Report S/N: 1C2405230022-05.BCG	Test Dates: 04/11/2024 - 7/19/2024	EUT Type: Watch	Page 39 of 124

V2.2 09/07/2023

Unless otherwise specified, no part of this report may be reproduced or utilized in any part, form or by any means, electronic or mechanical, including photocopying and microfilm, without permission in writing from Element Materials Technology. If you have any questions about this or have an enquiry about obtaining additional rights to this report or assembly of contents thereof, please contact [ct.info@element.com](mailto:ct.info@element.com).

Peak



21:29:02 18.04.2024

Plot 7-46. Conducted Spurious Plot (LTE Band 12/17 - 10MHz QPSK - RB Size 1, RB Offset 0 - High Channel)

FCC ID: BCG-A3003	element PART 27 MEASUREMENT REPORT		Approved by: Technical Manager
Test Report S/N: 1C2405230022-05.BCG	Test Dates: 04/11/2024 - 7/19/2024	EUT Type: Watch	Page 40 of 124

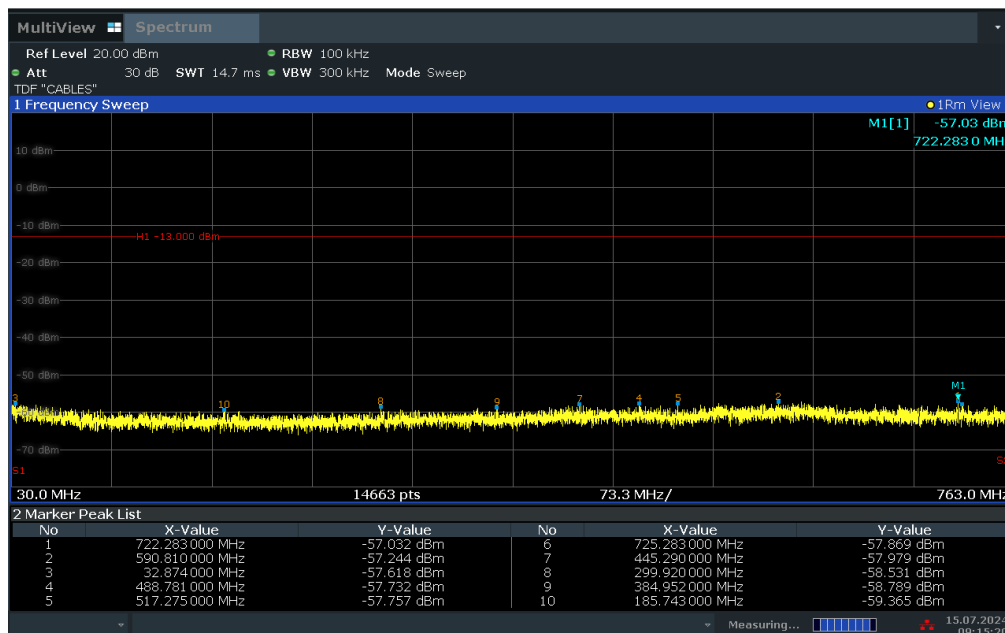
V2.2 09/07/2023

Unless otherwise specified, no part of this report may be reproduced or utilized in any part, form or by any means, electronic or mechanical, including photocopying and microfilm, without permission in writing from Element Materials Technology. If you have any questions about this or have an enquiry about obtaining additional rights to this report or assembly of contents thereof, please contact [ct.info@element.com](mailto:ct.info@element.com).



## LTE Band 13

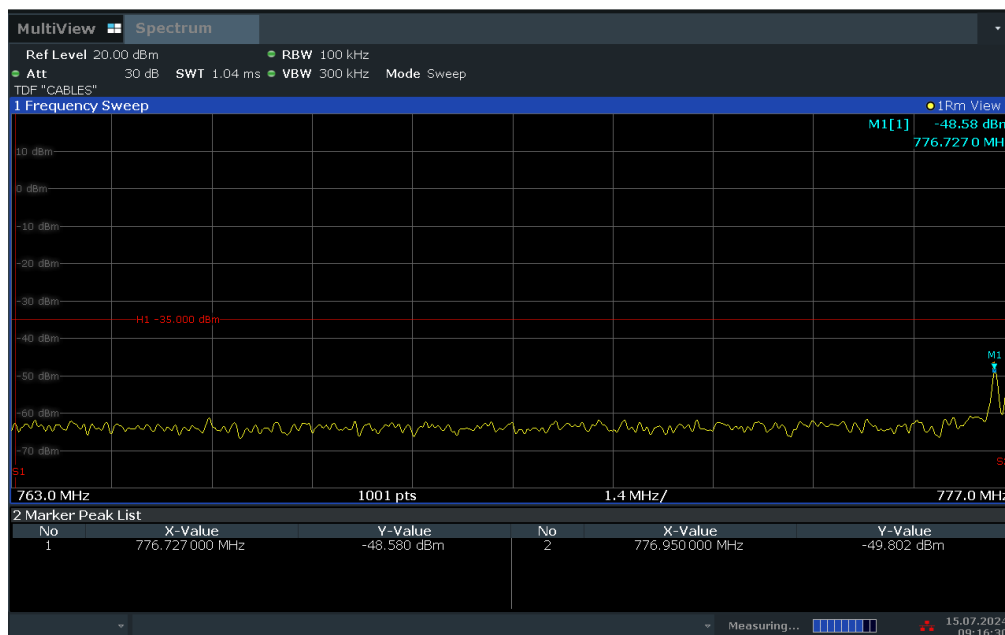
### ACLRResults



09:15:20 15.07.2024


Plot 7-47. Conducted Spurious Plot (LTE Band 13 - 10MHz QPSK - RB Size 1, RB Offset 0)

### ACLRResults



09:16:30 15.07.2024

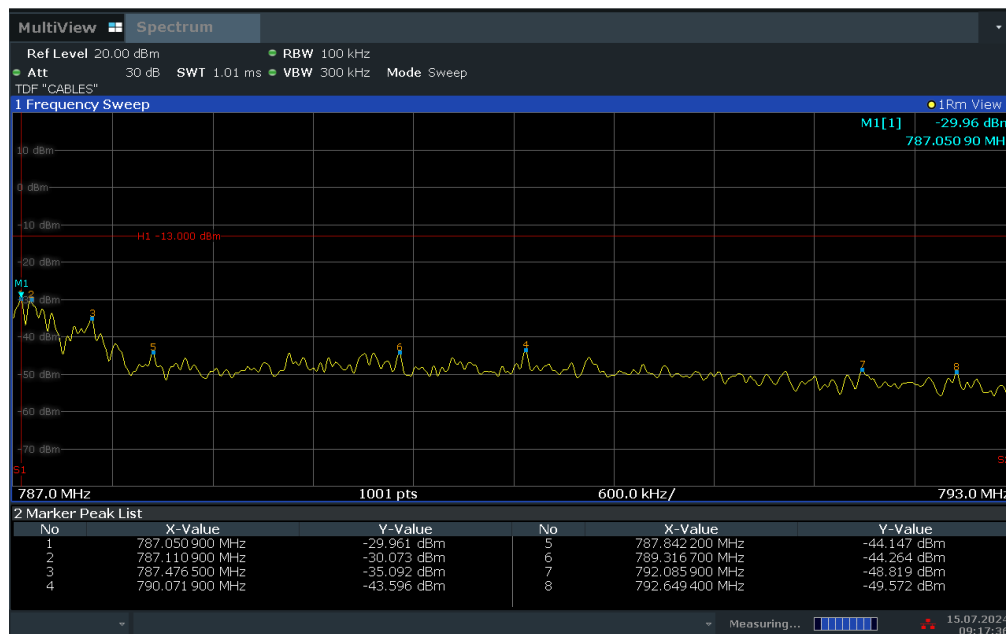
Plot 7-48. Conducted Spurious Plot (LTE Band 13 - 10MHz QPSK - RB Size 1, RB Offset 0)

FCC ID: BCG-A3003	 <b>PART 27 MEASUREMENT REPORT</b>		Approved by: Technical Manager
Test Report S/N: 1C2405230022-05.BCG	Test Dates: 04/11/2024 - 7/19/2024	EUT Type: Watch	Page 41 of 124

V2.2 09/07/2023

Unless otherwise specified, no part of this report may be reproduced or utilized in any part, form or by any means, electronic or mechanical, including photocopying and microfilm, without permission in writing from Element Materials Technology. If you have any questions about this or have an enquiry about obtaining additional rights to this report or assembly of contents thereof, please contact [ct.info@element.com](mailto:ct.info@element.com).

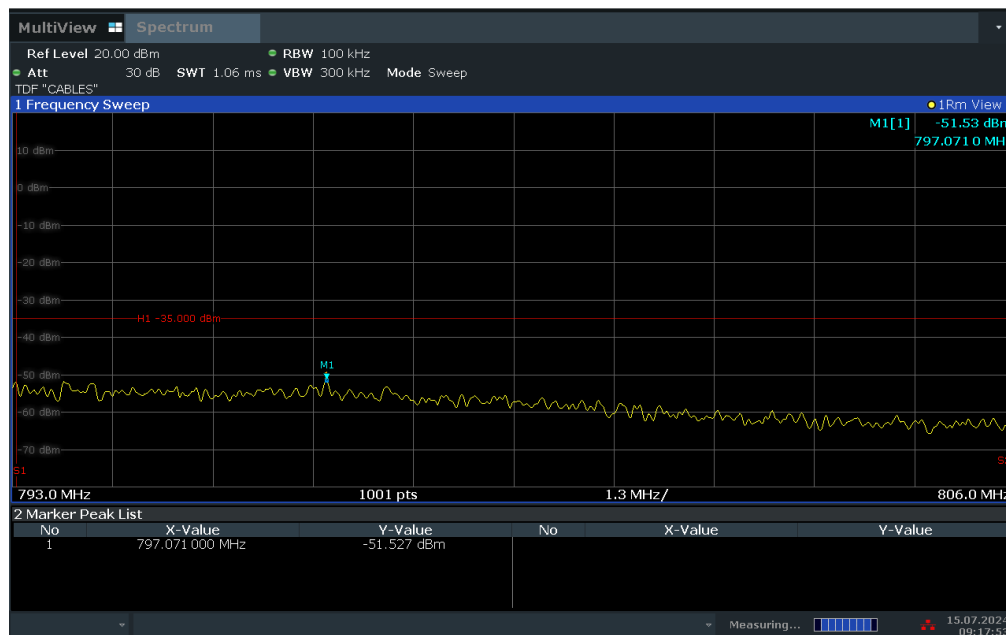
# ACLRRResults



09:17:36 15.07.2024


**Plot 7-49. Conducted Spurious Plot (LTE Band 13 - 10MHz QPSK - RB Size 1, RB Offset 0)**

# ACLRRResults



09:17:53 15.07.2024

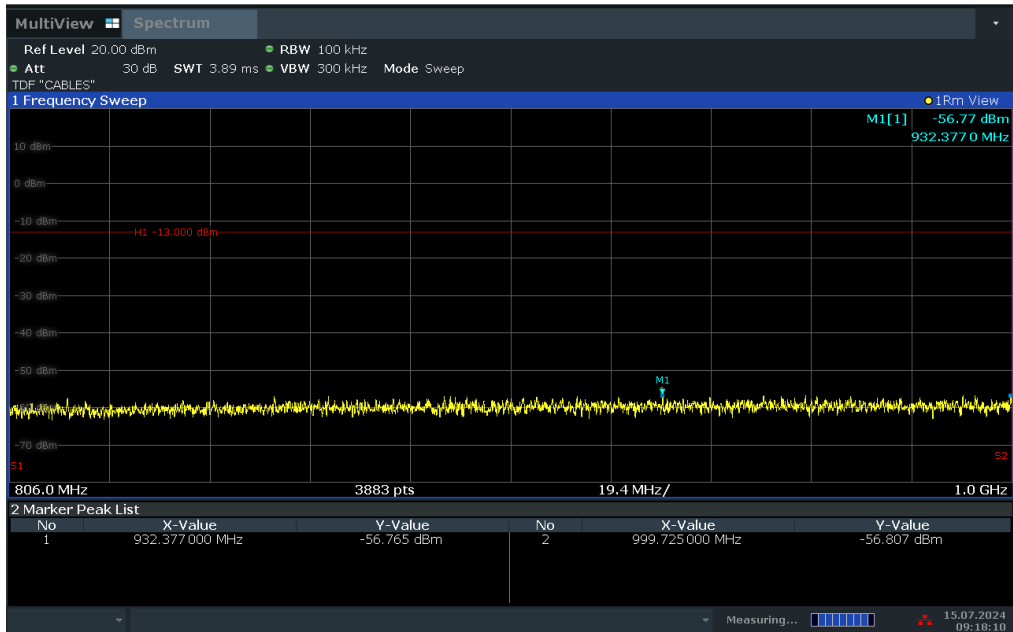
**Plot 7-50. Conducted Spurious Plot (LTE Band 13 - 10MHz QPSK - RB Size 1, RB Offset 0)**

FCC ID: BCG-A3003	 <b>PART 27 MEASUREMENT REPORT</b>		Approved by: Technical Manager
Test Report S/N: 1C2405230022-05.BCG	Test Dates: 04/11/2024 - 7/19/2024	EUT Type: Watch	Page 42 of 124

V2.2 09/07/2023

Unless otherwise specified, no part of this report may be reproduced or utilized in any part, form or by any means, electronic or mechanical, including photocopying and microfilm, without permission in writing from Element Materials Technology. If you have any questions about this or have an enquiry about obtaining additional rights to this report or assembly of contents thereof, please contact [ct.info@element.com](mailto:ct.info@element.com).

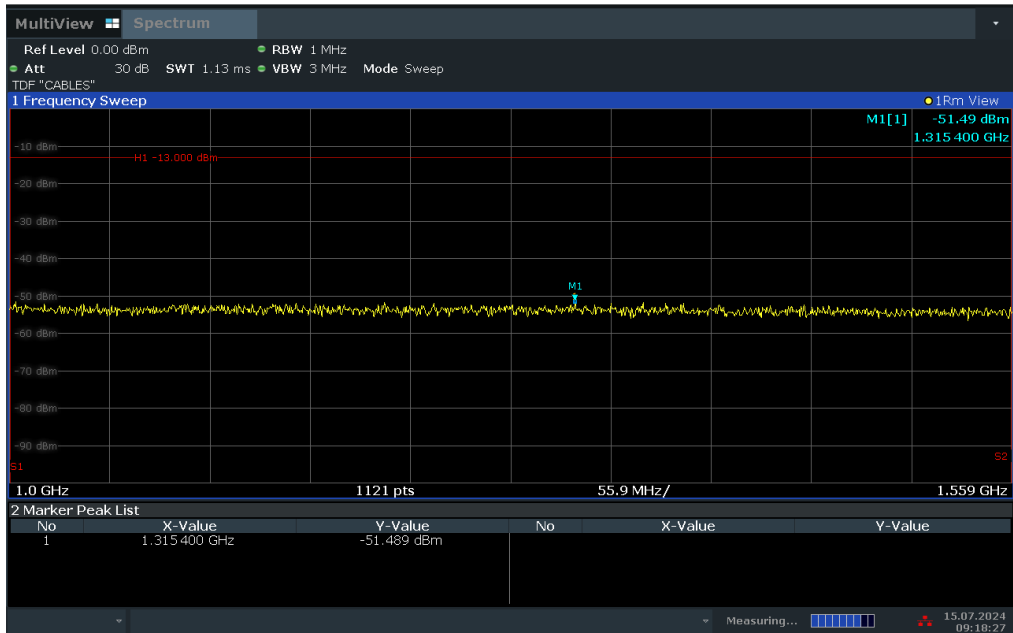
ACLRResults



09:18:10 15.07.2024

Plot 7-51. Conducted Spurious Plot (LTE Band 13 - 10MHz QPSK - RB Size 1, RB Offset 0)

ACLRResults



09:18:28 15.07.2024

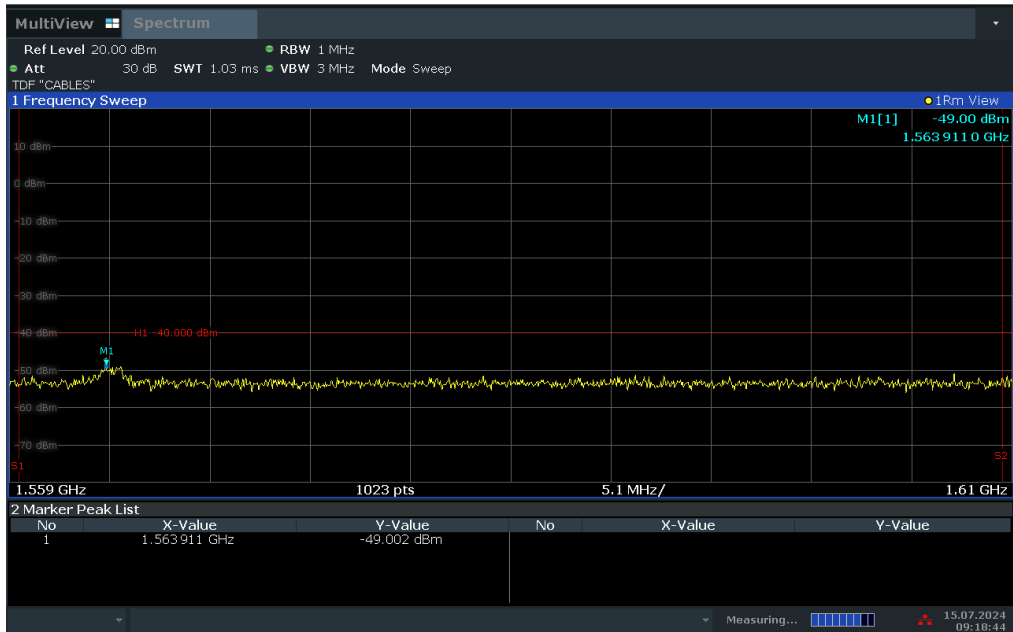
Plot 7-52. Conducted Spurious Plot (LTE Band 13 - 10MHz QPSK - RB Size 1, RB Offset 0)

FCC ID: BCG-A3003	element	PART 27 MEASUREMENT REPORT	Approved by: Technical Manager
Test Report S/N: 1C2405230022-05.BCG	Test Dates: 04/11/2024 - 7/19/2024	EUT Type: Watch	Page 43 of 124

V2.2 09/07/2023

Unless otherwise specified, no part of this report may be reproduced or utilized in any part, form or by any means, electronic or mechanical, including photocopying and microfilm, without permission in writing from Element Materials Technology. If you have any questions about this or have an enquiry about obtaining additional rights to this report or assembly of contents thereof, please contact [ct.info@element.com](mailto:ct.info@element.com).

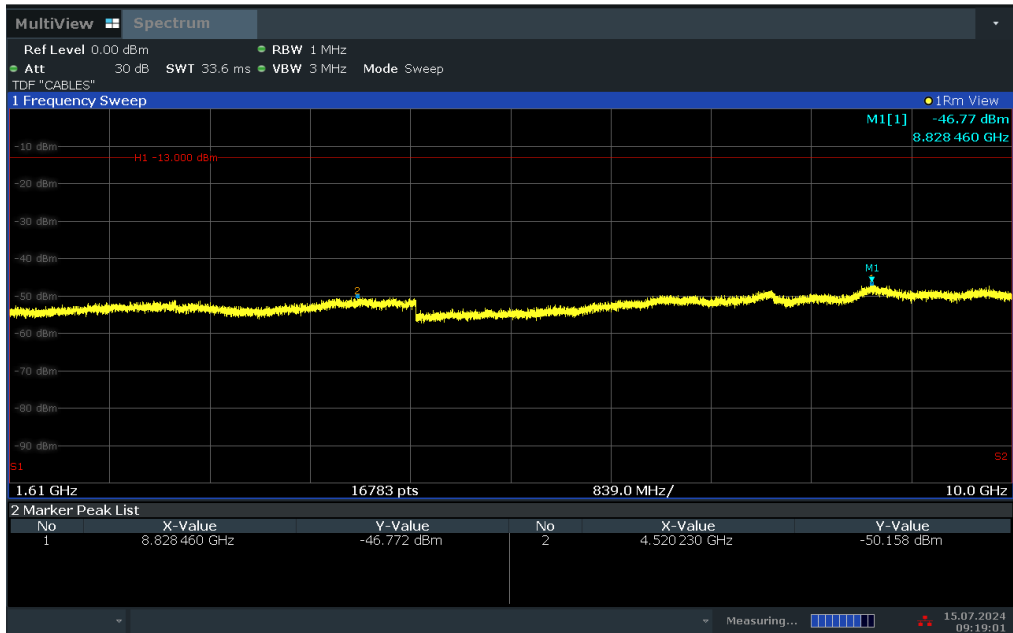
ACLRRResults



09:18:45 15.07.2024

Plot 7-53. Conducted Spurious Plot (LTE Band 13 - 10MHz QPSK - RB Size 1, RB Offset 0)

ACLRRResults



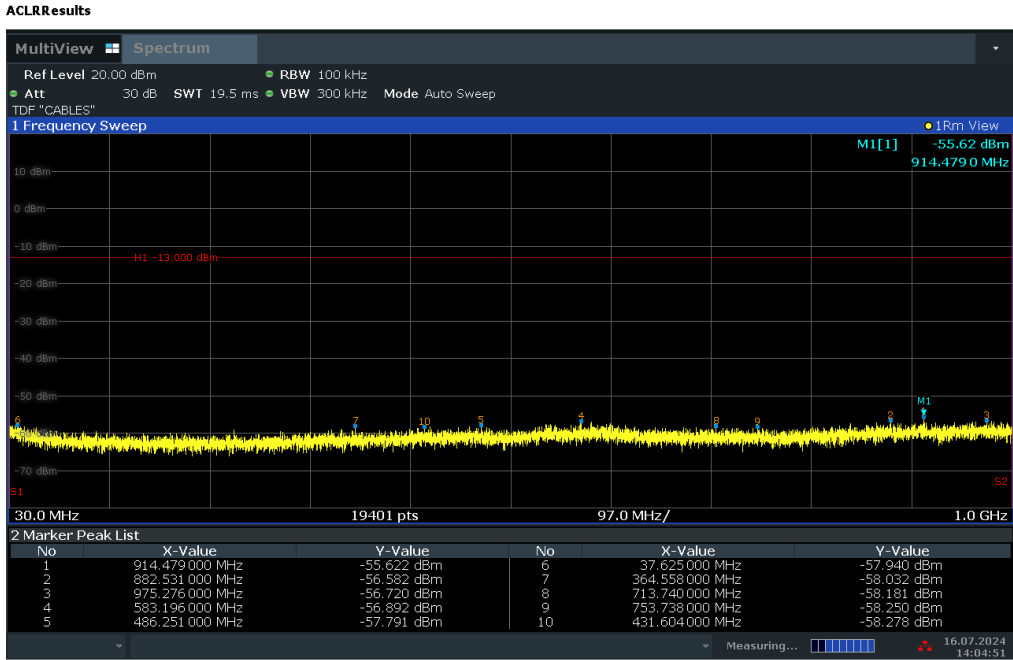
09:19:02 15.07.2024

Plot 7-54. Conducted Spurious Plot (LTE Band 13 - 10MHz QPSK - RB Size 1, RB Offset 0)

FCC ID: BCG-A3003	element PART 27 MEASUREMENT REPORT		Approved by: Technical Manager
Test Report S/N: 1C2405230022-05.BCG	Test Dates: 04/11/2024 - 7/19/2024	EUT Type: Watch	Page 44 of 124

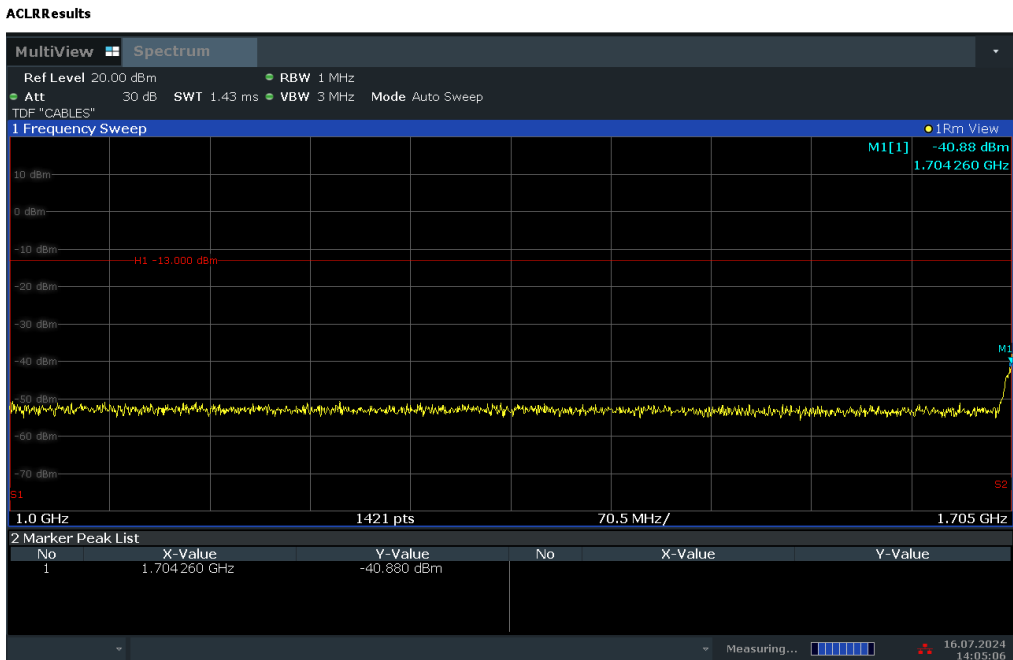
V2.2 09/07/2023

Unless otherwise specified, no part of this report may be reproduced or utilized in any part, form or by any means, electronic or mechanical, including photocopying and microfilm, without permission in writing from Element Materials Technology. If you have any questions about this or have an enquiry about obtaining additional rights to this report or assembly of contents thereof, please contact [ct.info@element.com](mailto:ct.info@element.com).



14:04:52 16.07.2024

Plot 7-55. Conducted Spurious Plot (WCDMA Ch. 1312- Low Channel)

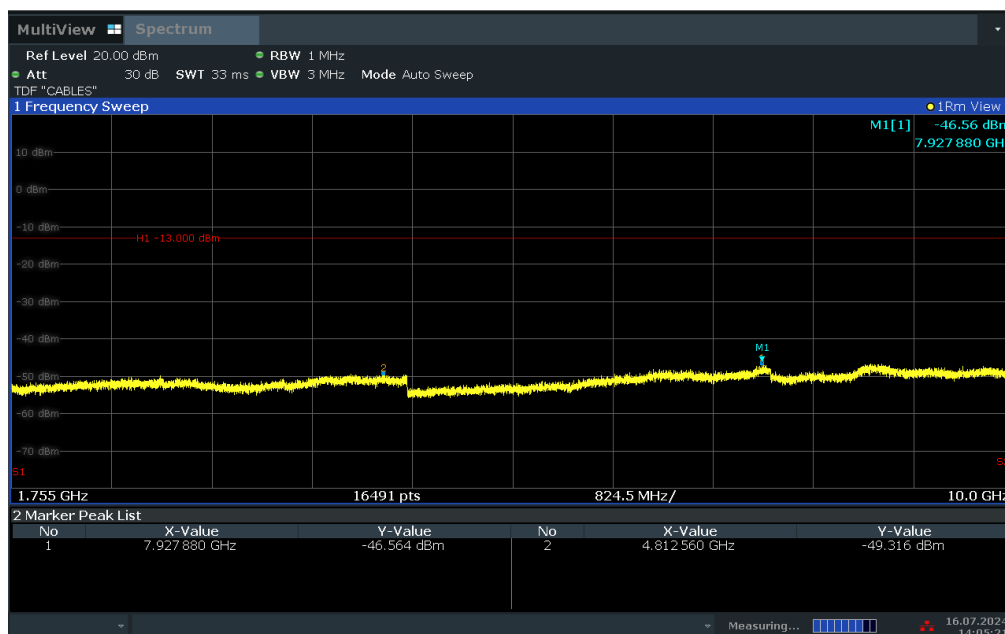


14:05:07 16.07.2024

Plot 7-56. Conducted Spurious Plot (WCDMA Ch. 1312- Low Channel)

FCC ID: BCG-A3003	element PART 27 MEASUREMENT REPORT		Approved by: Technical Manager
Test Report S/N: 1C2405230022-05.BCG	Test Dates: 04/11/2024 - 7/19/2024	EUT Type: Watch	Page 45 of 124

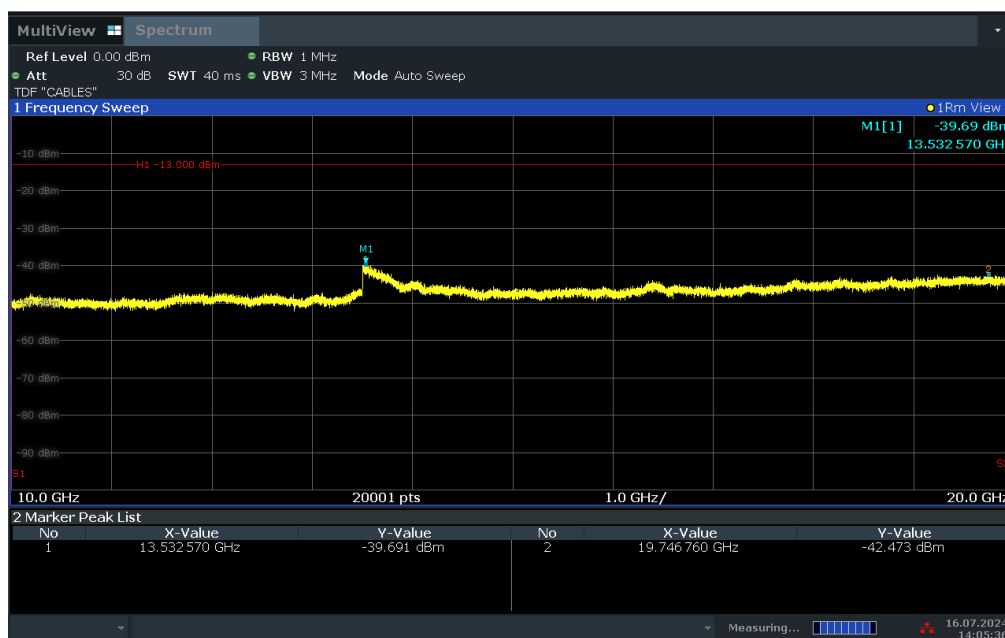
# ACLRRResults



14:05:22 16.07.2024


Plot 7-57. Conducted Spurious Plot (WCDMA Ch. 1312- Low Channel)

# ACLRRResults



14:05:37 16.07.2024

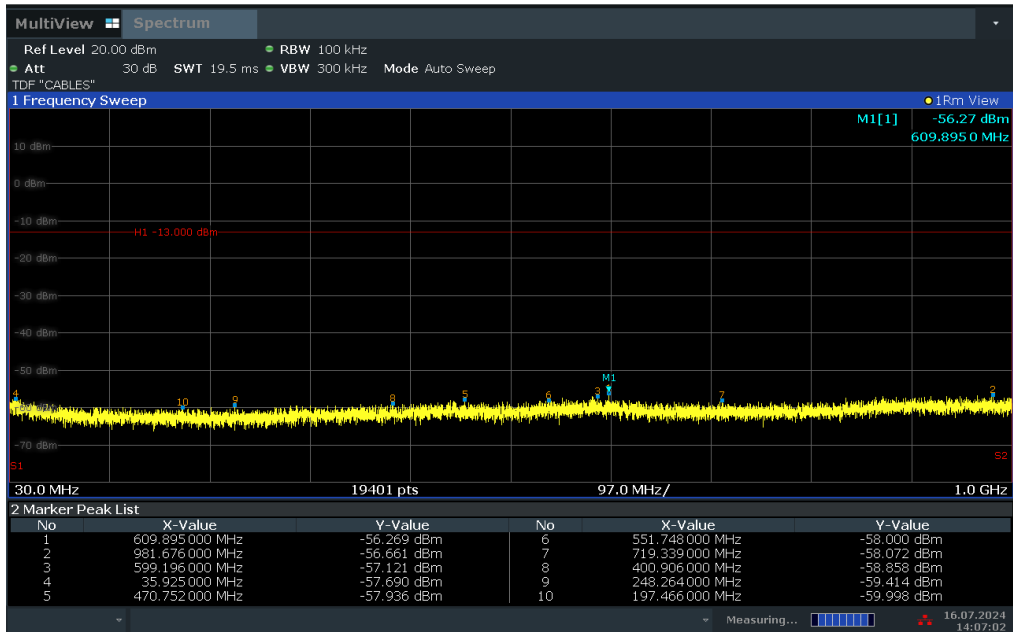
Plot 7-58. Conducted Spurious Plot (WCDMA Ch. 1312- Low Channel)

FCC ID: BCG-A3003	 <b>PART 27 MEASUREMENT REPORT</b>		Approved by: Technical Manager
Test Report S/N: 1C2405230022-05.BCG	Test Dates: 04/11/2024 - 7/19/2024	EUT Type: Watch	Page 46 of 124

V2.2 09/07/2023

Unless otherwise specified, no part of this report may be reproduced or utilized in any part, form or by any means, electronic or mechanical, including photocopying and microfilm, without permission in writing from Element Materials Technology. If you have any questions about this or have an enquiry about obtaining additional rights to this report or assembly of contents thereof, please contact [ct.info@element.com](mailto:ct.info@element.com).

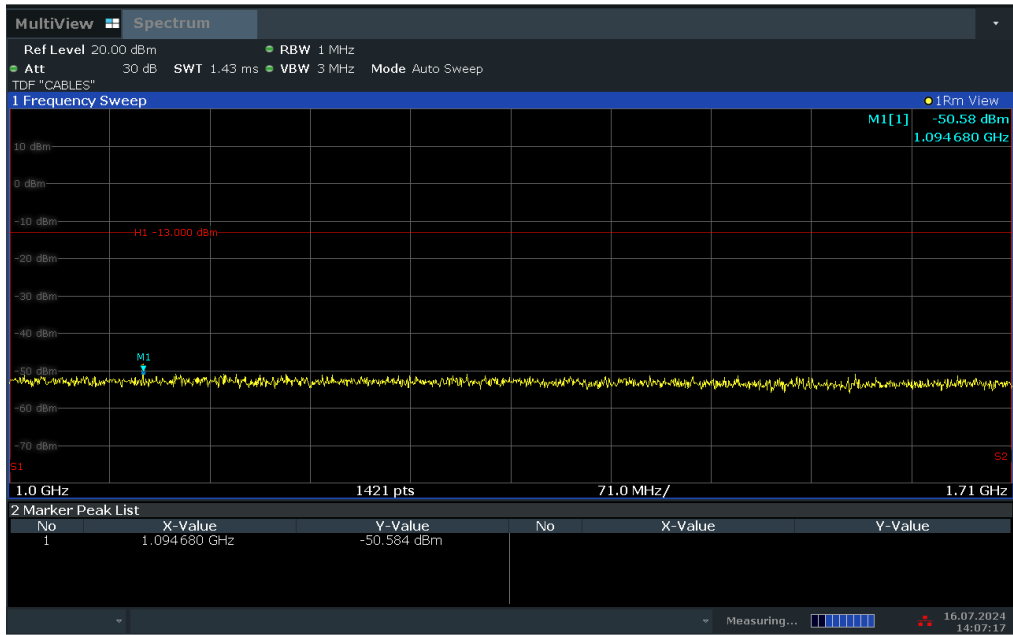
ACLRRResults



14:07:02 16.07.2024

Plot 7-59. Conducted Spurious Plot (WCDMA Ch. 1413- Mid Channel)

ACLRRResults



14:07:17 16.07.2024

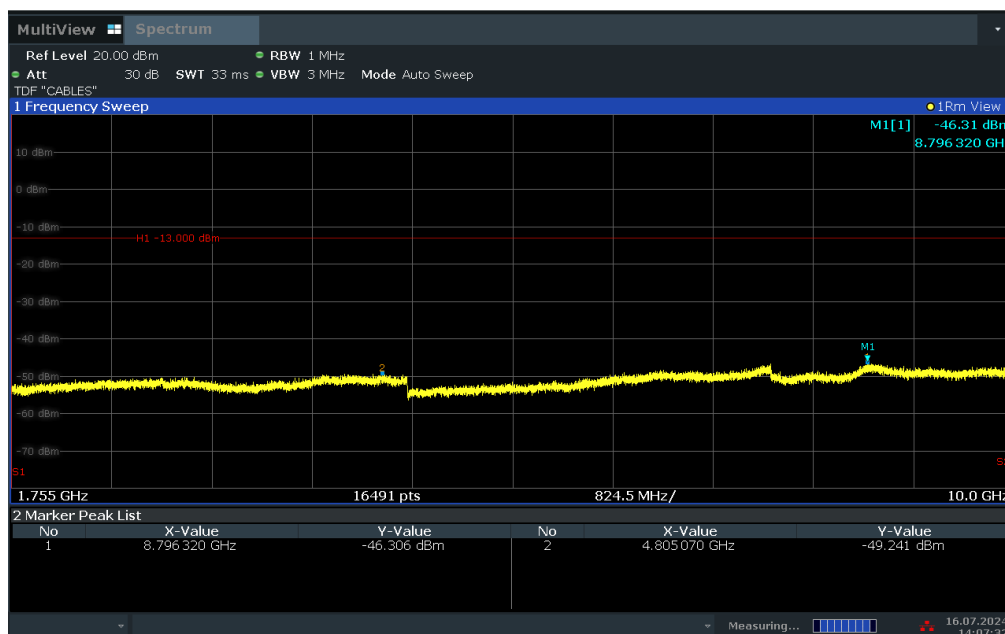
Plot 7-60. Conducted Spurious Plot (WCDMA Ch. 1413- Mid Channel)

FCC ID: BCG-A3003	element PART 27 MEASUREMENT REPORT		Approved by: Technical Manager
Test Report S/N: 1C2405230022-05.BCG	Test Dates: 04/11/2024 - 7/19/2024	EUT Type: Watch	Page 47 of 124

V2.2 09/07/2023

Unless otherwise specified, no part of this report may be reproduced or utilized in any part, form or by any means, electronic or mechanical, including photocopying and microfilm, without permission in writing from Element Materials Technology. If you have any questions about this or have an enquiry about obtaining additional rights to this report or assembly of contents thereof, please contact [ct.info@element.com](mailto:ct.info@element.com).

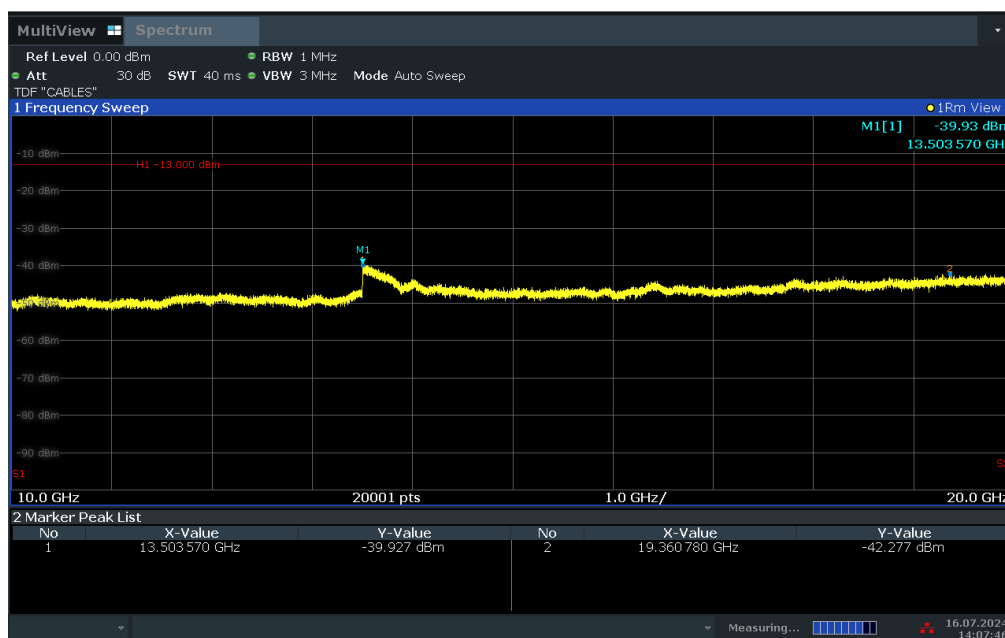
# ACLRRResults



14:07:32 16.07.2024


Plot 7-61. Conducted Spurious Plot (WCDMA Ch. 1413- Mid Channel)

# ACLRRResults



14:07:47 16.07.2024

Plot 7-62. Conducted Spurious Plot (WCDMA Ch. 1413- Mid Channel)

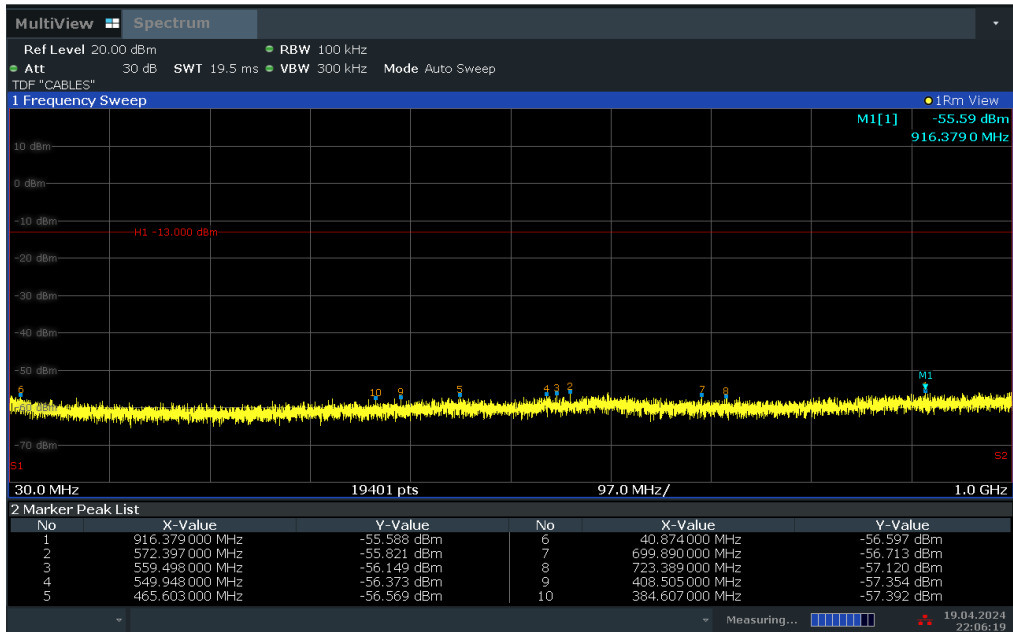
FCC ID: BCG-A3003	 <b>PART 27 MEASUREMENT REPORT</b>		Approved by: Technical Manager
Test Report S/N: 1C2405230022-05.BCG	Test Dates: 04/11/2024 - 7/19/2024	EUT Type: Watch	Page 48 of 124

V2.2 09/07/2023

Unless otherwise specified, no part of this report may be reproduced or utilized in any part, form or by any means, electronic or mechanical, including photocopying and microfilm, without permission in writing from Element Materials Technology. If you have any questions about this or have an enquiry about obtaining additional rights to this report or assembly of contents thereof, please contact [ct.info@element.com](mailto:ct.info@element.com).



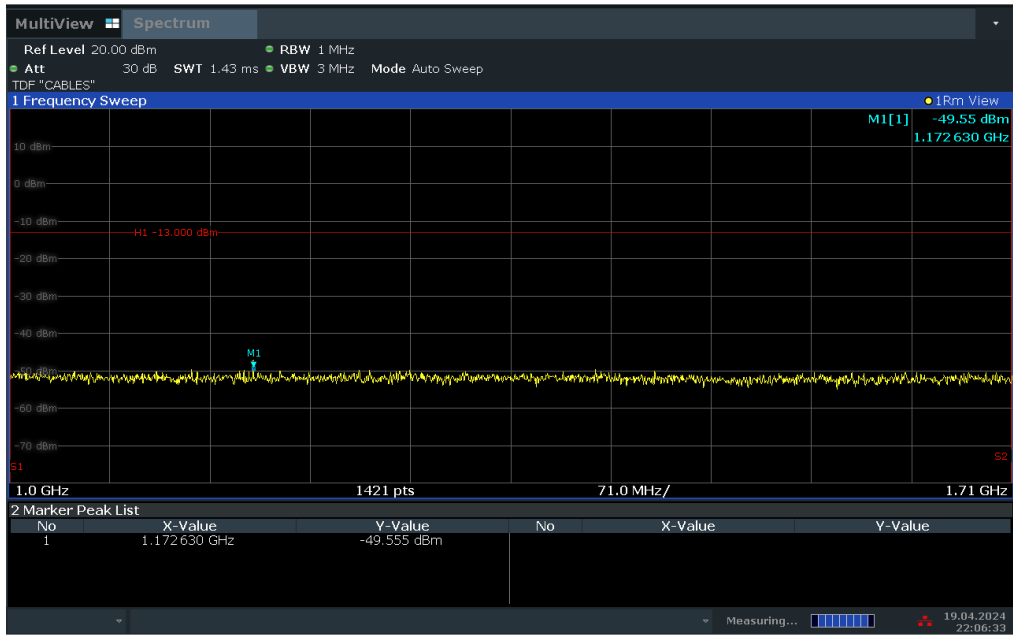
Peak



22:06:19 19.04.2024

Plot 7-63. Conducted Spurious Plot (WCDMA Ch. 1513- High Channel)

Peak



22:06:33 19.04.2024

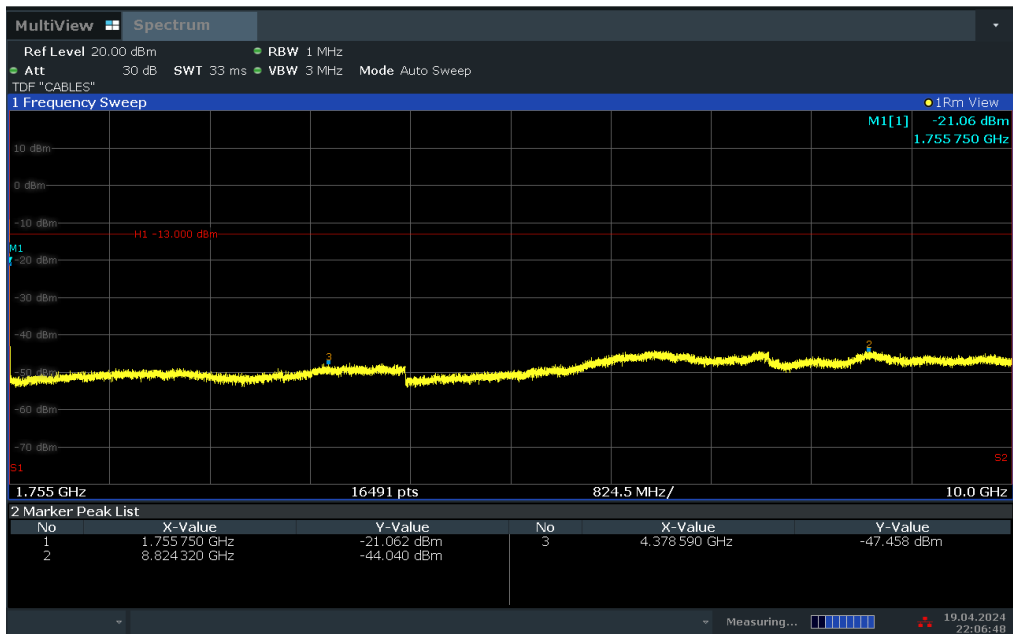
Plot 7-64. Conducted Spurious Plot (WCDMA Ch. 1513- High Channel)

FCC ID: BCG-A3003	element PART 27 MEASUREMENT REPORT		Approved by: Technical Manager
Test Report S/N: 1C2405230022-05.BCG	Test Dates: 04/11/2024 - 7/19/2024	EUT Type: Watch	Page 49 of 124

V2.2 09/07/2023

Unless otherwise specified, no part of this report may be reproduced or utilized in any part, form or by any means, electronic or mechanical, including photocopying and microfilm, without permission in writing from Element Materials Technology. If you have any questions about this or have an enquiry about obtaining additional rights to this report or assembly of contents thereof, please contact [ct.info@element.com](mailto:ct.info@element.com).

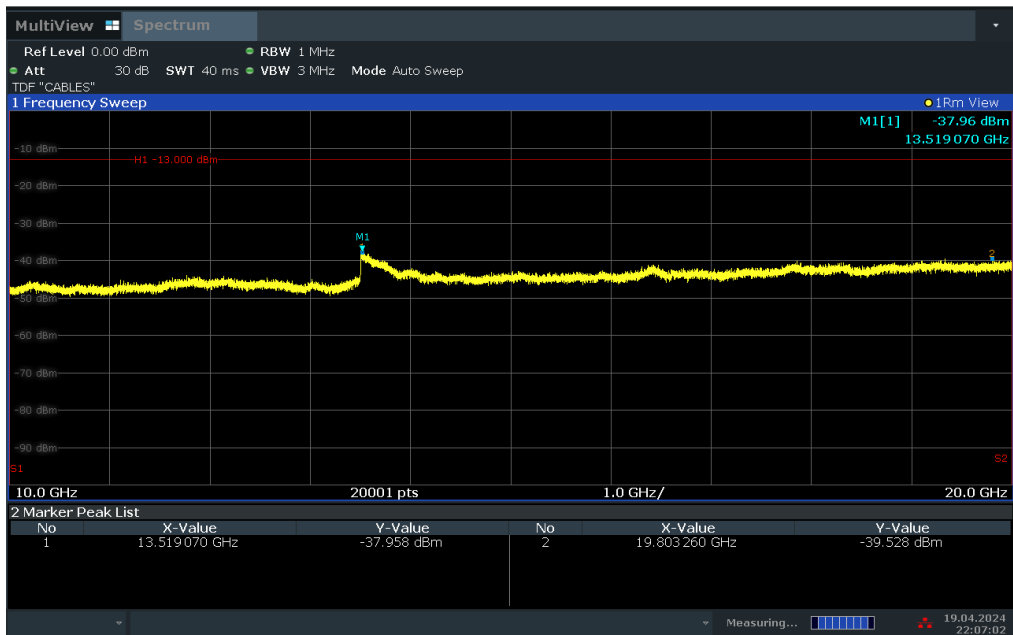
Peak



22:06:48 19.04.2024

Plot 7-65. Conducted Spurious Plot (WCDMA Ch. 1513- High Channel)

Peak



22:07:03 19.04.2024

Plot 7-66. Conducted Spurious Plot (WCDMA Ch. 1513- High Channel)

FCC ID: BCG-A3003	element PART 27 MEASUREMENT REPORT		Approved by: Technical Manager
Test Report S/N: 1C2405230022-05.BCG	Test Dates: 04/11/2024 - 7/19/2024	EUT Type: Watch	Page 50 of 124

V2.2 09/07/2023

Unless otherwise specified, no part of this report may be reproduced or utilized in any part, form or by any means, electronic or mechanical, including photocopying and microfilm, without permission in writing from Element Materials Technology. If you have any questions about this or have an enquiry about obtaining additional rights to this report or assembly of contents thereof, please contact [ct.info@element.com](mailto:ct.info@element.com).

## 7.4 Band Edge Emissions at Antenna Terminal

\$2.1051, \$27.53

### Test Overview and Limit

All out of band emissions are measured with a spectrum analyzer connected to the antenna terminal of the EUT while the EUT is operating at its maximum duty cycle, at maximum power, and at the appropriate frequencies. All data rates were investigated to determine the worst case configuration. All modes of operation were investigated and the worst case configuration results are reported in this section.

***The minimum permissible attenuation level of any spurious emission is  $43 + 10 \log_{10}(P_{[Watts]})$ , where  $P$  is the transmitter power in Watts.***

### Test Procedure Used

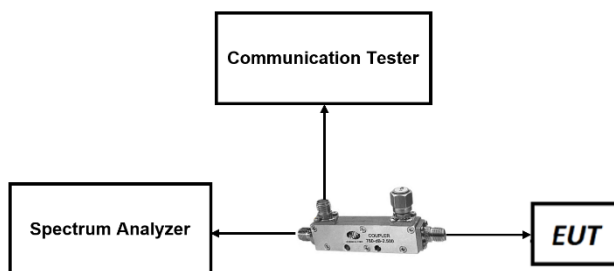
KDB 971168 D01 v03r01 – Section 6.0

### Test Settings


1. Start and stop frequency were set such that the band edge would be placed in the center of the plot
2. Span was set large enough so as to capture all out of band emissions near the band edge
3. RBW  $\geq 1\%$  of the emission bandwidth
4. VBW  $\geq 3 \times$  RBW
5. Detector = RMS
6. Number of sweep points  $\geq 2 \times$  Span/RBW
7. Trace mode = trace average for continuous emissions, max hold for pulse emissions
8. Sweep time = auto couple
9. The trace was allowed to stabilize

### Test Setup

The EUT and measurement equipment were set up as shown in the diagram below.




**Figure 7-3. Test Instrument & Measurement Setup**

FCC ID: BCG-A3003	 PART 27 MEASUREMENT REPORT	Approved by: Technical Manager
Test Report S/N: 1C2405230022-05.BCG	Test Dates: 04/11/2024 - 7/19/2024	EUT Type: Watch
		Page 51 of 124

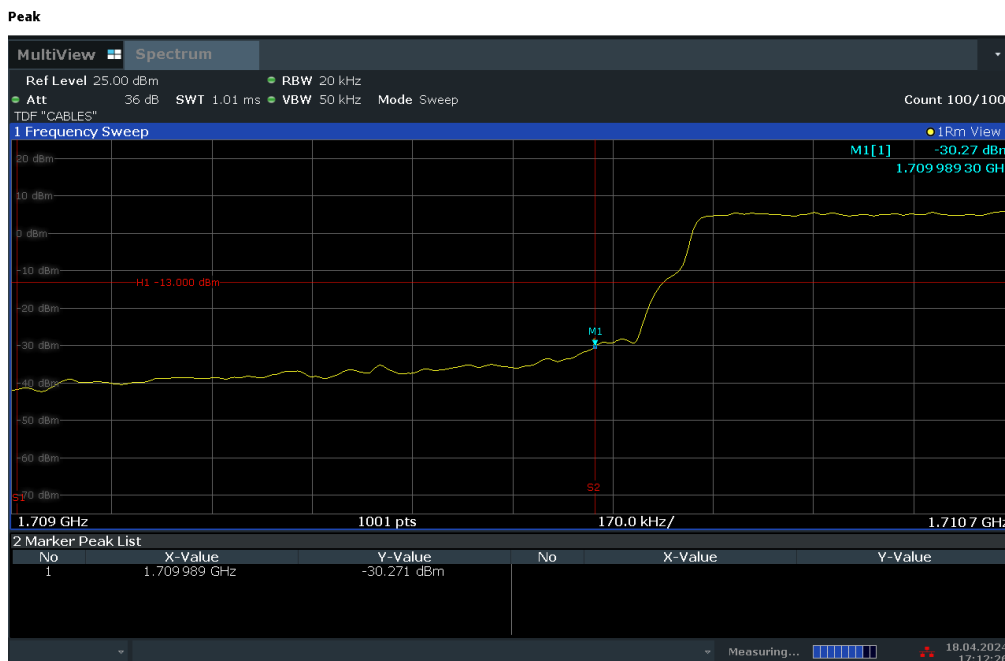
## Test Notes

1. Per 27.53(h) in the 1 MHz bands immediately outside and adjacent to the frequency block a resolution bandwidth of at least one percent of the emission bandwidth of the fundamental emission of the transmitter may be employed to demonstrate compliance with the out-of-band emissions limit. The emission bandwidth is defined as the width of the signal between two points, one below the carrier center frequency and one above the carrier center frequency, outside of which all emission are attenuated at least 26 dB below the transmitter power.
2. Per 27.53(g) for operations in the 663 - 698 MHz and 698 – 746MHz bands, in the 100 kHz bands immediately outside and adjacent to the frequency block a resolution bandwidth of at least 30 kHz may be employed to demonstrate compliance with the out-of-band emissions limit.
3. Per 27.53(c)(5) for operations in the 776-788 MHz band, in the 100 kHz bands immediately outside and adjacent to the frequency block a resolution bandwidth of at least 30 kHz may be employed to demonstrate compliance with the out-of-band emissions limit.
4. For all plots showing emissions in the 763 – 775MHz and 793 – 805MHz band, the FCC limit per 27.53(c)(4) is  $65 + 10 \log_{10}(P) = -35\text{dBm}$  in a 6.25kHz bandwidth.

FCC ID: BCG-A3003	 <b>PART 27 MEASUREMENT REPORT</b>		Approved by: Technical Manager
Test Report S/N: 1C2405230022-05.BCG	Test Dates: 04/11/2024 - 7/19/2024	EUT Type: Watch	Page 52 of 124

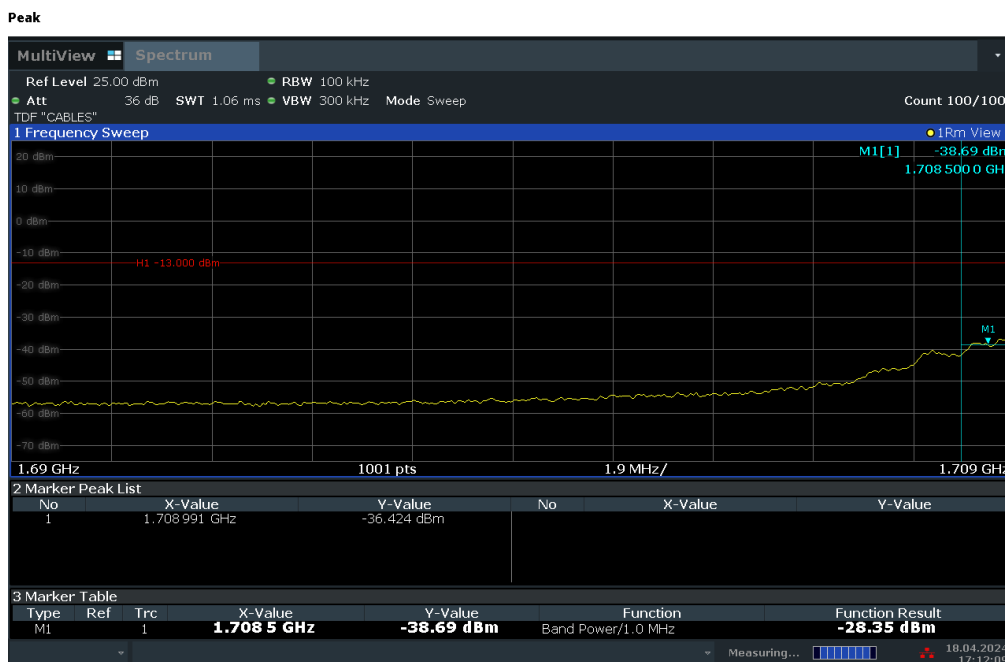
V2.2 09/07/2023

## LTE Band 66




17:12:26 18.04.2024

Plot 7-67. Lower Band Edge Plot (LTE Band 66 – 1.4MHz QPSK – Full RB)



17:12:10 18.04.2024

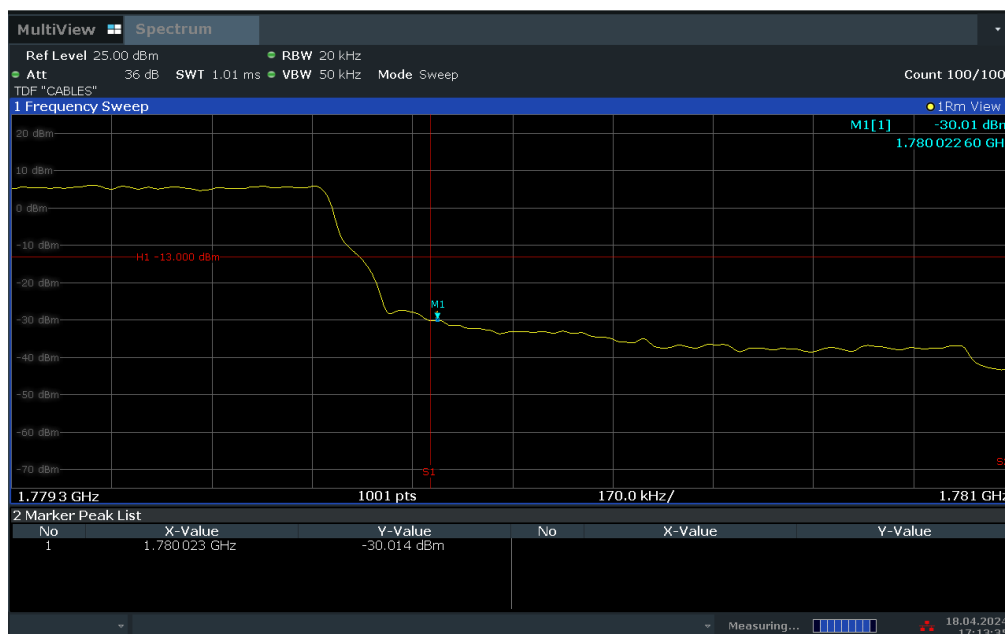
Plot 7-68. Lower Extended Band Edge Plot (LTE Band 66 – 1.4MHz QPSK – Full RB)

FCC ID: BCG-A3003	 <b>PART 27 MEASUREMENT REPORT</b>		Approved by: Technical Manager
Test Report S/N: 1C2405230022-05.BCG	Test Dates: 04/11/2024 - 7/19/2024	EUT Type: Watch	Page 53 of 124

V2.2 09/07/2023

Unless otherwise specified, no part of this report may be reproduced or utilized in any part, form or by any means, electronic or mechanical, including photocopying and microfilm, without permission in writing from Element Materials Technology. If you have any questions about this or have an enquiry about obtaining additional rights to this report or assembly of contents thereof, please contact [ct.info@element.com](mailto:ct.info@element.com).

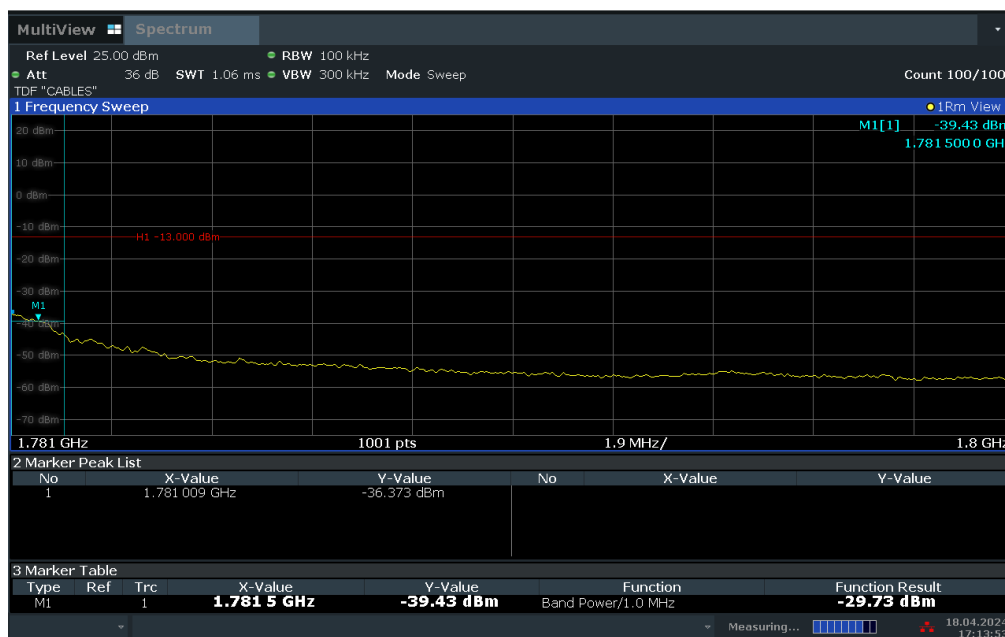
Peak



17:13:36 18.04.2024


Plot 7-69. Upper Band Edge Plot (LTE Band 66 – 1.4MHz QPSK – Full RB)

Peak



17:13:53 18.04.2024

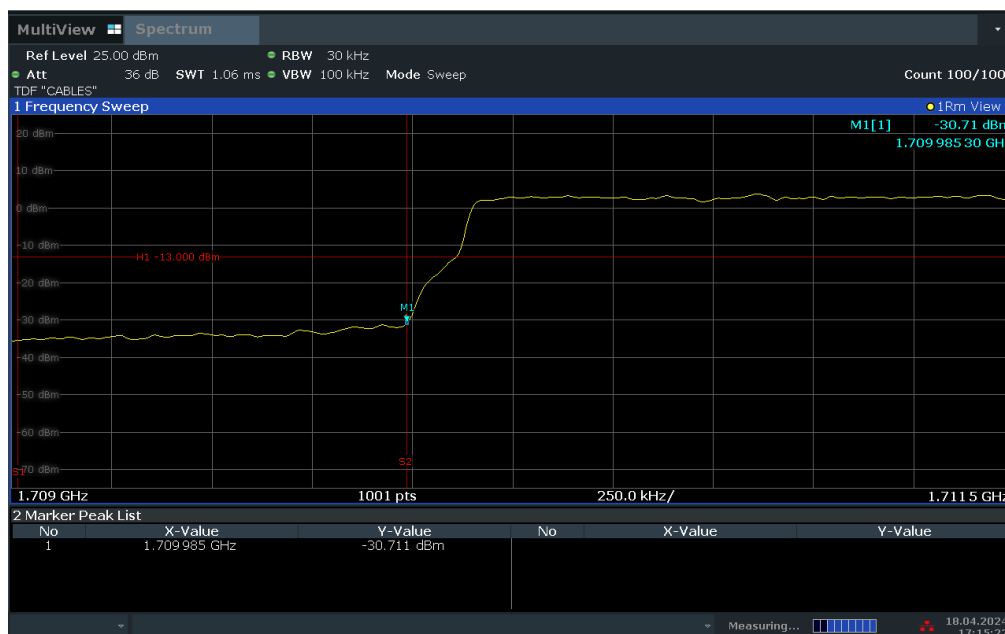
Plot 7-70. Upper Extended Band Edge Plot (LTE Band 66 – 1.4MHz QPSK – Full RB)

FCC ID: BCG-A3003	 <b>PART 27 MEASUREMENT REPORT</b>		Approved by: Technical Manager
Test Report S/N: 1C2405230022-05.BCG	Test Dates: 04/11/2024 - 7/19/2024	EUT Type: Watch	Page 54 of 124

V2.2 09/07/2023

Unless otherwise specified, no part of this report may be reproduced or utilized in any part, form or by any means, electronic or mechanical, including photocopying and microfilm, without permission in writing from Element Materials Technology. If you have any questions about this or have an enquiry about obtaining additional rights to this report or assembly of contents thereof, please contact [ct.info@element.com](mailto:ct.info@element.com).

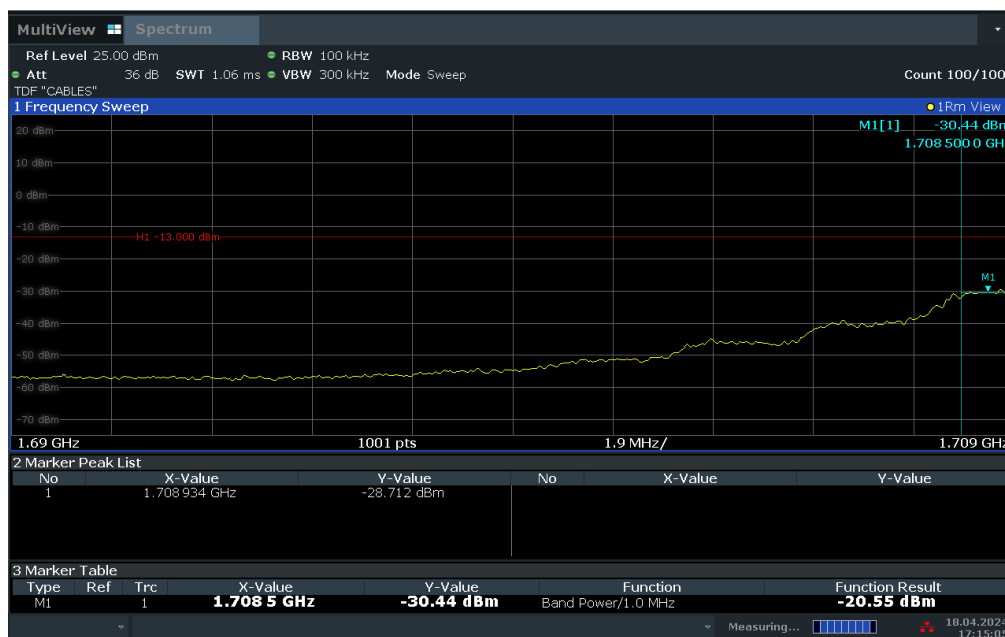
Peak



17:15:22 18.04.2024


**Plot 7-71. Lower Band Edge Plot (LTE Band 66 - 3MHz QPSK – Full RB)**

Peak



17:15:05 18.04.2024

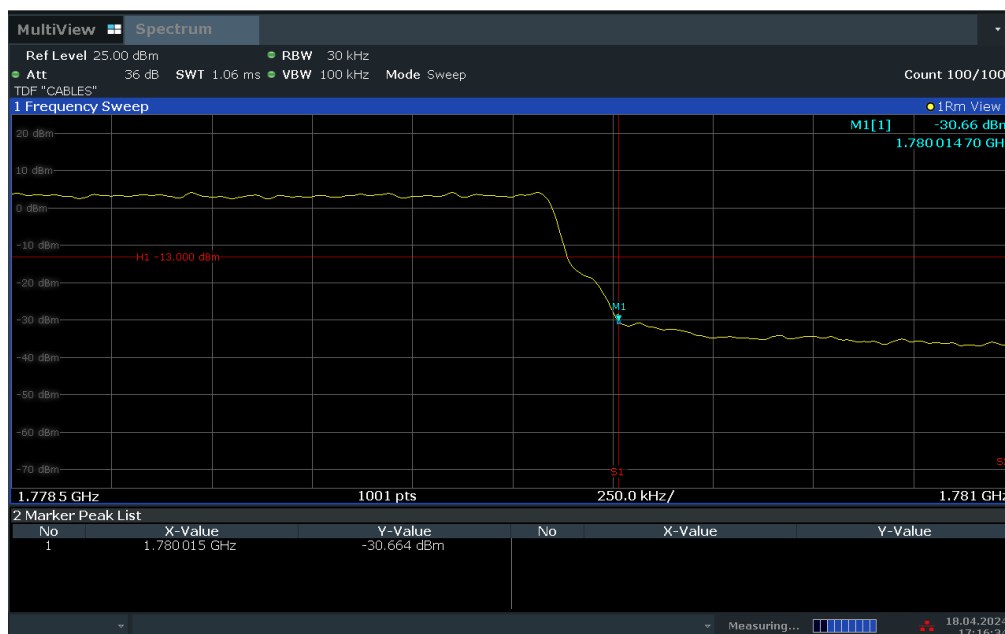
**Plot 7-72. Lower Extended Band Edge Plot (LTE Band 66 - 3MHz QPSK – Full RB)**

FCC ID: BCG-A3003	 <b>PART 27 MEASUREMENT REPORT</b>		Approved by: Technical Manager
Test Report S/N: 1C2405230022-05.BCG	Test Dates: 04/11/2024 - 7/19/2024	EUT Type: Watch	Page 55 of 124

V2.2 09/07/2023

Unless otherwise specified, no part of this report may be reproduced or utilized in any part, form or by any means, electronic or mechanical, including photocopying and microfilm, without permission in writing from Element Materials Technology. If you have any questions about this or have an enquiry about obtaining additional rights to this report or assembly of contents thereof, please contact [ct.info@element.com](mailto:ct.info@element.com).

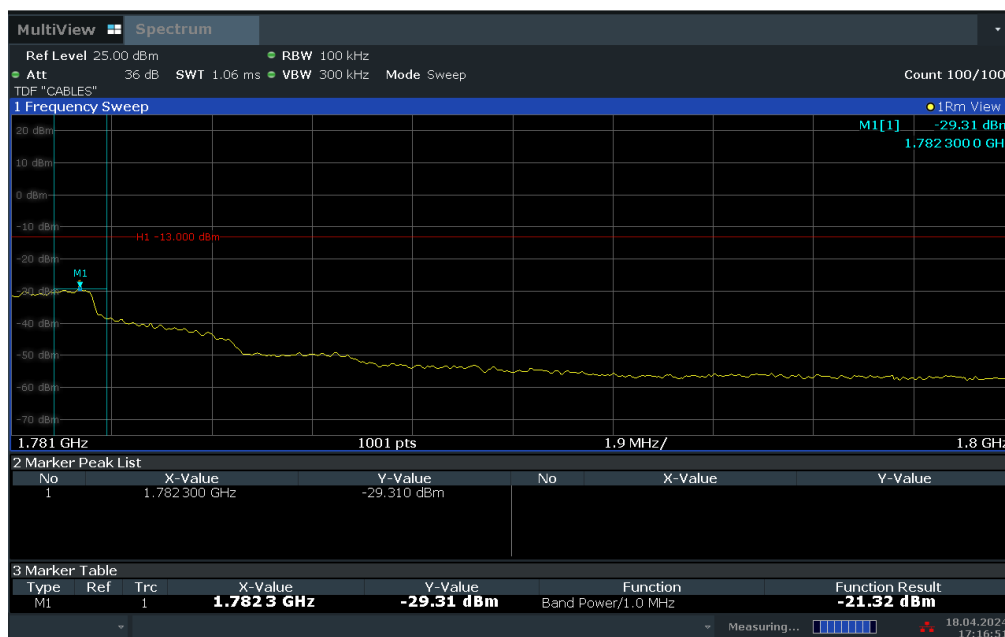
Peak



17:16:35 18.04.2024


Plot 7-73. Upper Band Edge Plot (LTE Band 66 - 3MHz QPSK – Full RB)

Peak



17:16:51 18.04.2024

Plot 7-74. Upper Extended Band Edge Plot (LTE Band 66 - 3MHz QPSK – Full RB)

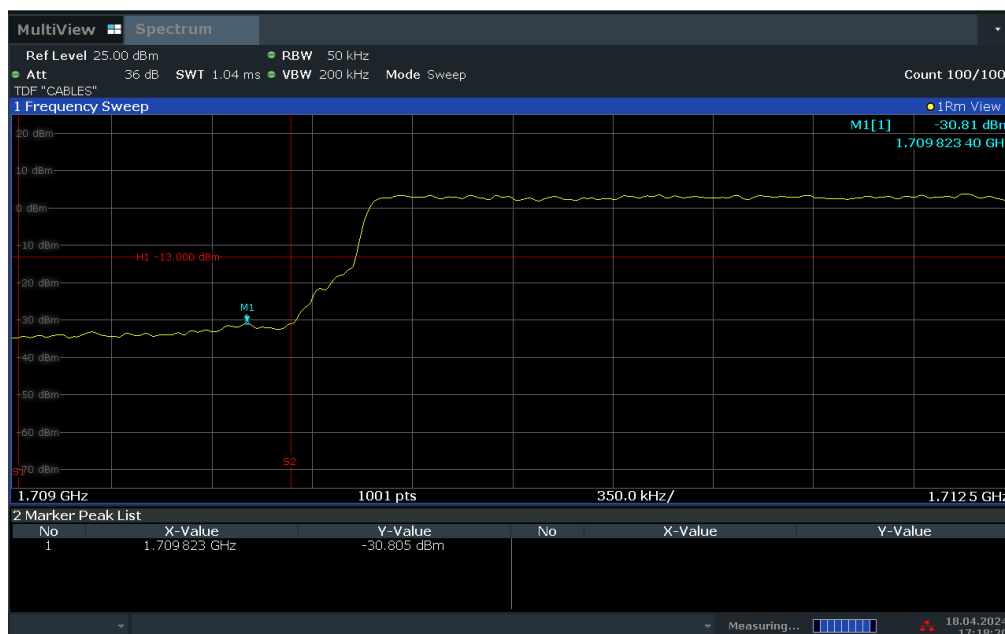
FCC ID: BCG-A3003	 <b>PART 27 MEASUREMENT REPORT</b>		Approved by: Technical Manager
Test Report S/N: 1C2405230022-05.BCG	Test Dates: 04/11/2024 - 7/19/2024	EUT Type: Watch	Page 56 of 124

V2.2 09/07/2023

Unless otherwise specified, no part of this report may be reproduced or utilized in any part, form or by any means, electronic or mechanical, including photocopying and microfilm, without permission in writing from Element Materials Technology. If you have any questions about this or have an enquiry about obtaining additional rights to this report or assembly of contents thereof, please contact [ct.info@element.com](mailto:ct.info@element.com).



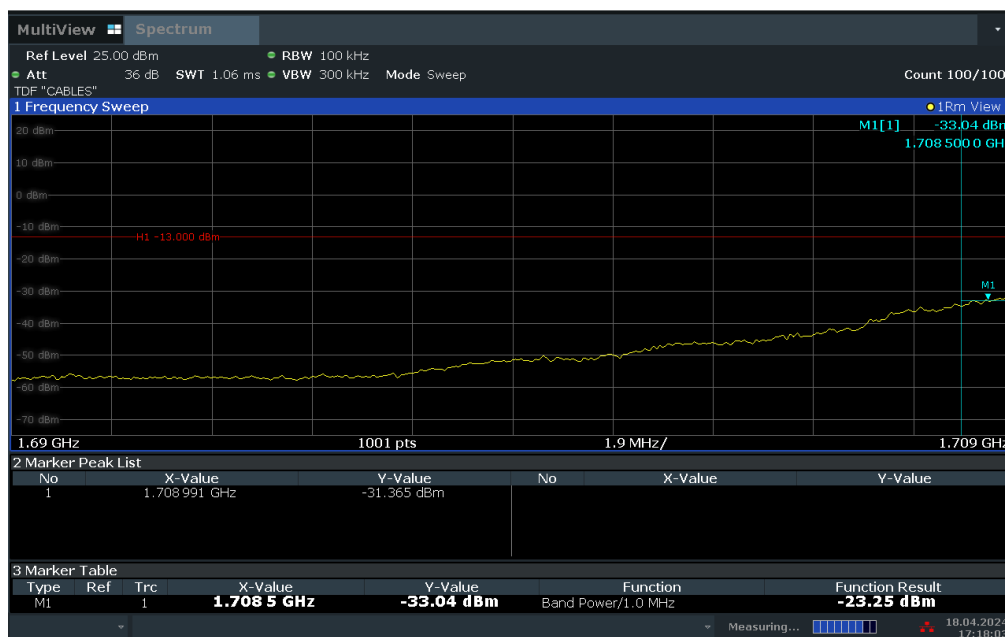
Peak



17:18:21 18.04.2024


Plot 7-75. Lower Band Edge Plot (LTE Band 66 - 5MHz QPSK – Full RB)

Peak



17:18:04 18.04.2024

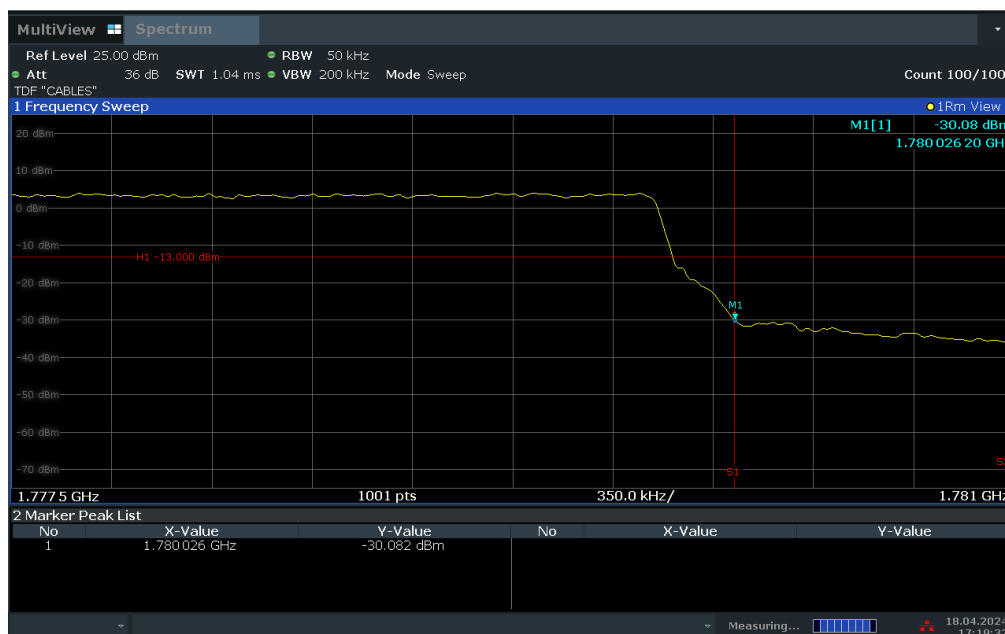
Plot 7-76. Lower Extended Band Edge Plot (LTE Band 66 - 5MHz QPSK – Full RB)

FCC ID: BCG-A3003	 <b>PART 27 MEASUREMENT REPORT</b>		Approved by: Technical Manager
Test Report S/N: 1C2405230022-05.BCG	Test Dates: 04/11/2024 - 7/19/2024	EUT Type: Watch	Page 57 of 124

V2.2 09/07/2023

Unless otherwise specified, no part of this report may be reproduced or utilized in any part, form or by any means, electronic or mechanical, including photocopying and microfilm, without permission in writing from Element Materials Technology. If you have any questions about this or have an enquiry about obtaining additional rights to this report or assembly of contents thereof, please contact [ct.info@element.com](mailto:ct.info@element.com).

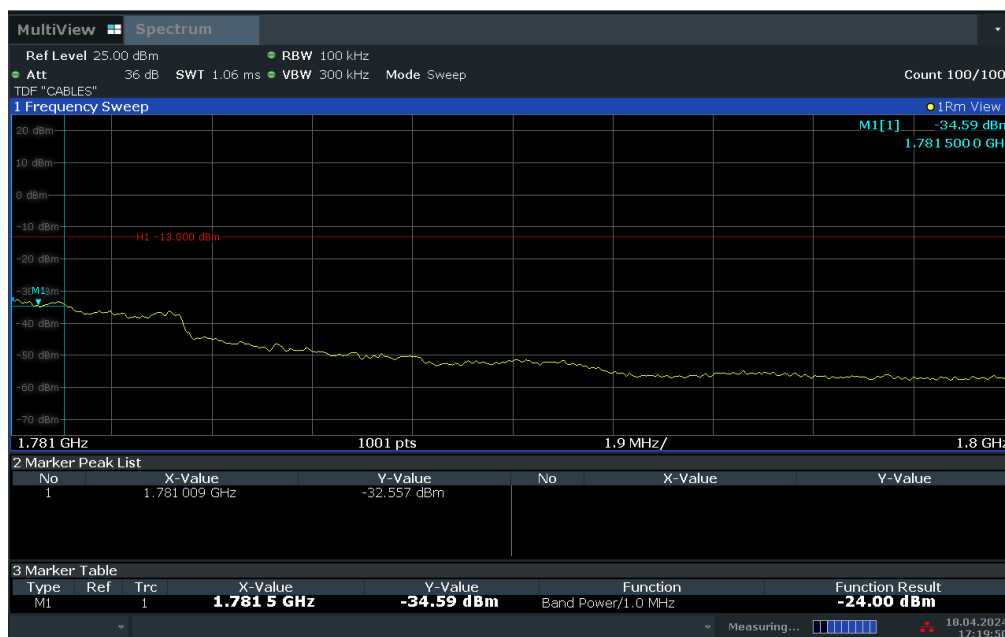
Peak



17:19:33 18.04.2024


Plot 7-77. Upper Band Edge Plot (LTE Band 66 - 5MHz QPSK – Full RB)

Peak



17:19:50 18.04.2024

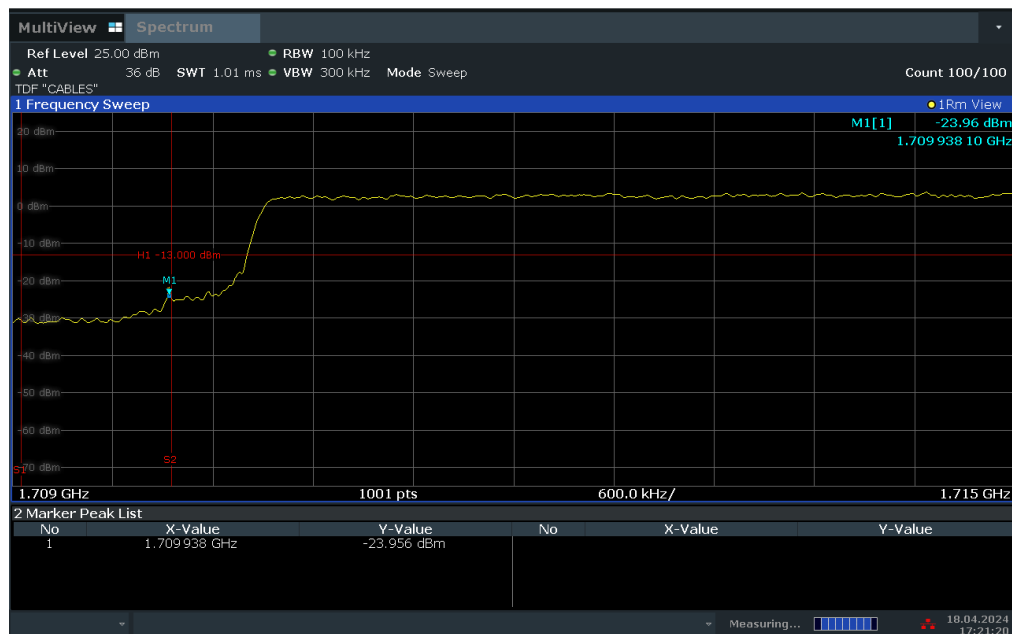
Plot 7-78. Upper Extended Band Edge Plot (LTE Band 66 - 5MHz QPSK – Full RB)

FCC ID: BCG-A3003	 <b>PART 27 MEASUREMENT REPORT</b>		Approved by: Technical Manager
Test Report S/N: 1C2405230022-05.BCG	Test Dates: 04/11/2024 - 7/19/2024	EUT Type: Watch	Page 58 of 124

V2.2 09/07/2023

Unless otherwise specified, no part of this report may be reproduced or utilized in any part, form or by any means, electronic or mechanical, including photocopying and microfilm, without permission in writing from Element Materials Technology. If you have any questions about this or have an enquiry about obtaining additional rights to this report or assembly of contents thereof, please contact [ct.info@element.com](mailto:ct.info@element.com).

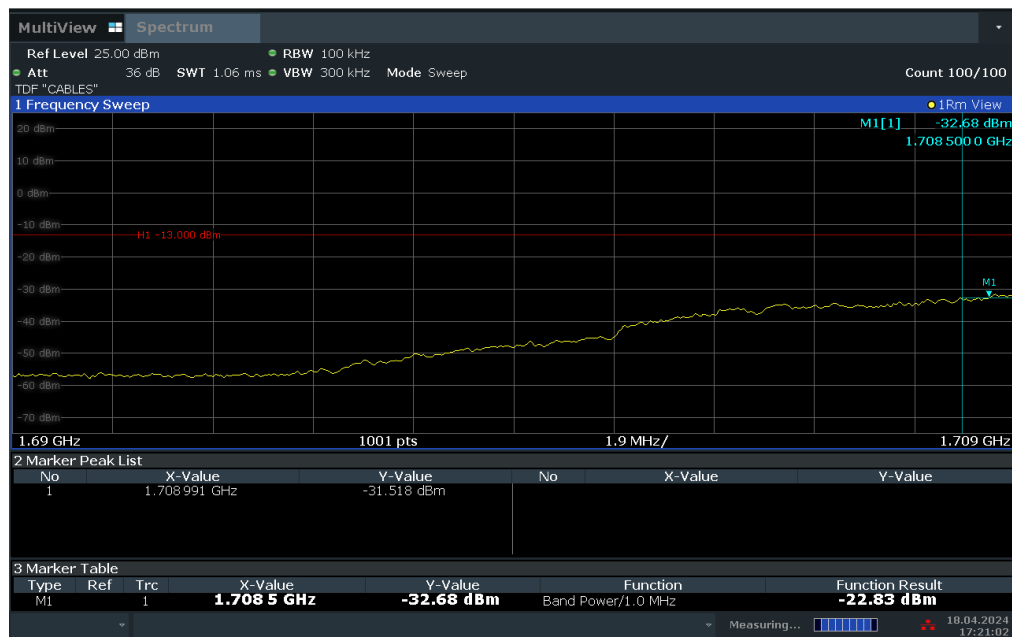
Peak



17:21:20 18.04.2024


Plot 7-79. Lower Band Edge Plot (LTE Band 66 - 10MHz QPSK – Full RB)

Peak



17:21:03 18.04.2024

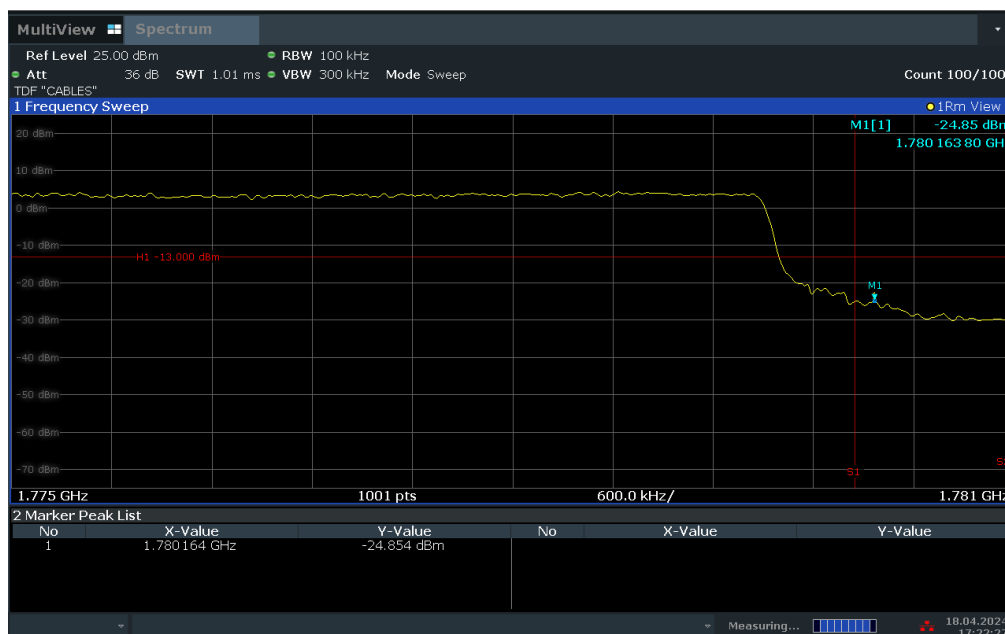
Plot 7-80. Lower Extended Band Edge Plot (LTE Band 66 - 10MHz QPSK – Full RB)

FCC ID: BCG-A3003	 PART 27 MEASUREMENT REPORT		Approved by: Technical Manager
Test Report S/N: 1C2405230022-05.BCG	Test Dates: 04/11/2024 - 7/19/2024	EUT Type: Watch	Page 59 of 124

V2.2 09/07/2023

Unless otherwise specified, no part of this report may be reproduced or utilized in any part, form or by any means, electronic or mechanical, including photocopying and microfilm, without permission in writing from Element Materials Technology. If you have any questions about this or have an enquiry about obtaining additional rights to this report or assembly of contents thereof, please contact [ct.info@element.com](mailto:ct.info@element.com).

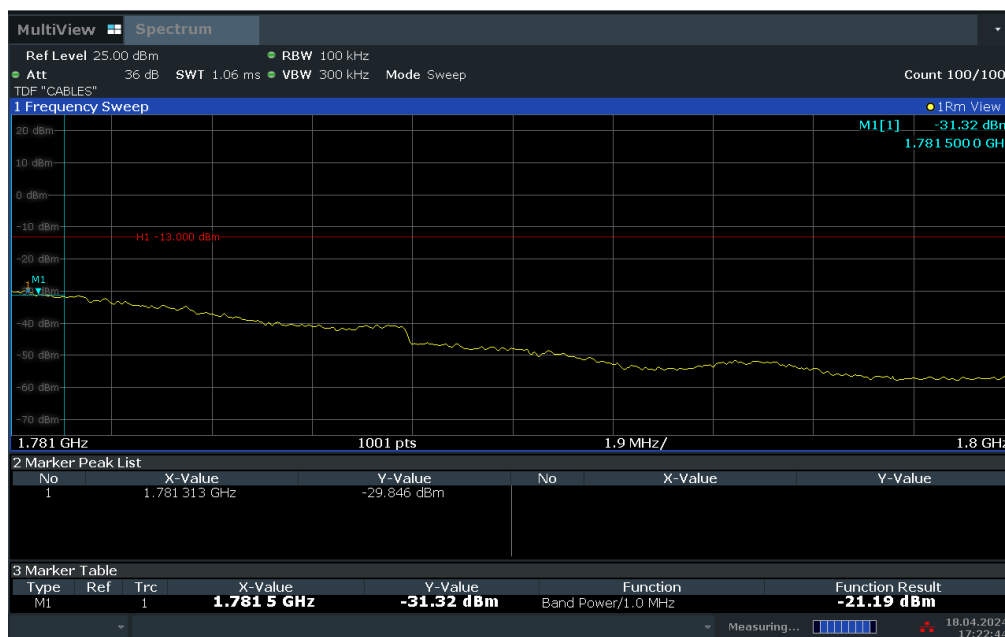
Peak



17:22:28 18.04.2024


Plot 7-81. Upper Band Edge Plot (LTE Band 66 - 10MHz QPSK – Full RB)

Peak



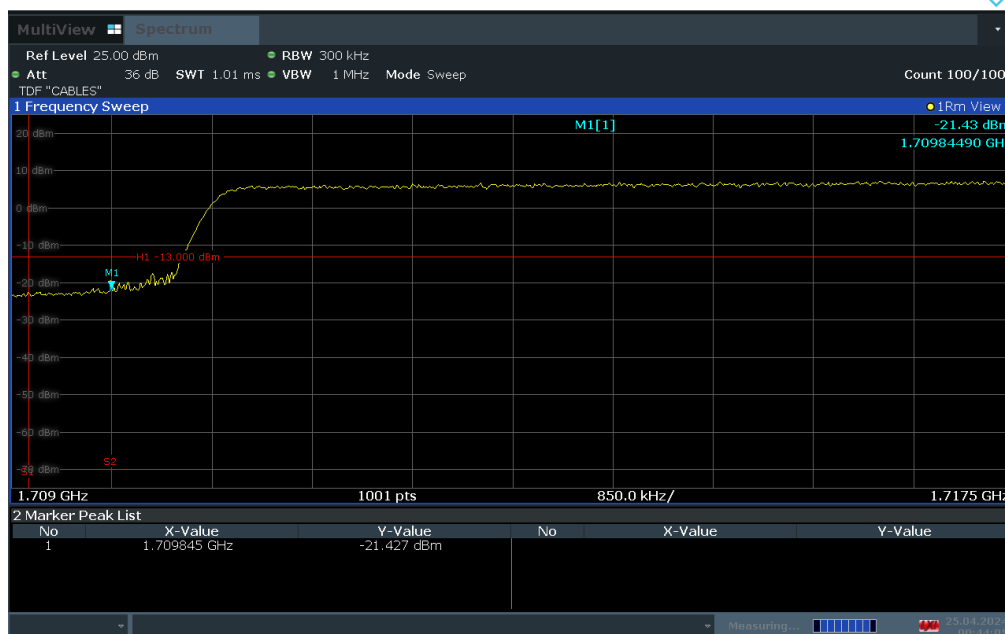
17:22:45 18.04.2024

Plot 7-82. Upper Extended Band Edge Plot (LTE Band 66 - 10MHz QPSK – Full RB)

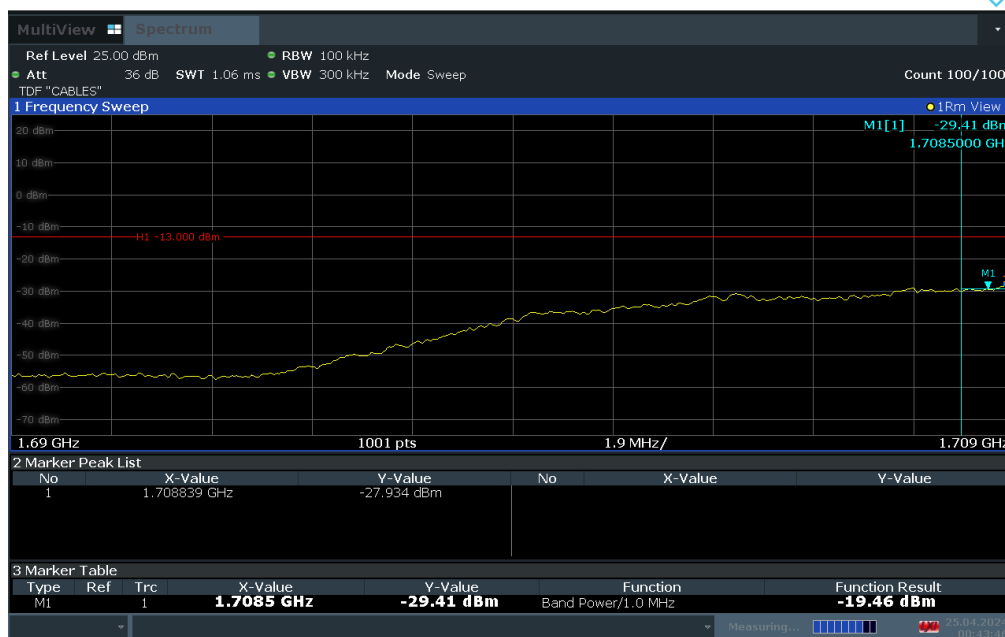
FCC ID: BCG-A3003	 <b>PART 27 MEASUREMENT REPORT</b>		Approved by: Technical Manager
Test Report S/N: 1C2405230022-05.BCG	Test Dates: 04/11/2024 - 7/19/2024	EUT Type: Watch	Page 60 of 124

V2.2 09/07/2023

Unless otherwise specified, no part of this report may be reproduced or utilized in any part, form or by any means, electronic or mechanical, including photocopying and microfilm, without permission in writing from Element Materials Technology. If you have any questions about this or have an enquiry about obtaining additional rights to this report or assembly of contents thereof, please contact [ct.info@element.com](mailto:ct.info@element.com).



Plot 7-83. Lower Band Edge Plot (LTE Band 66 - 15MHz QPSK – Full RB)

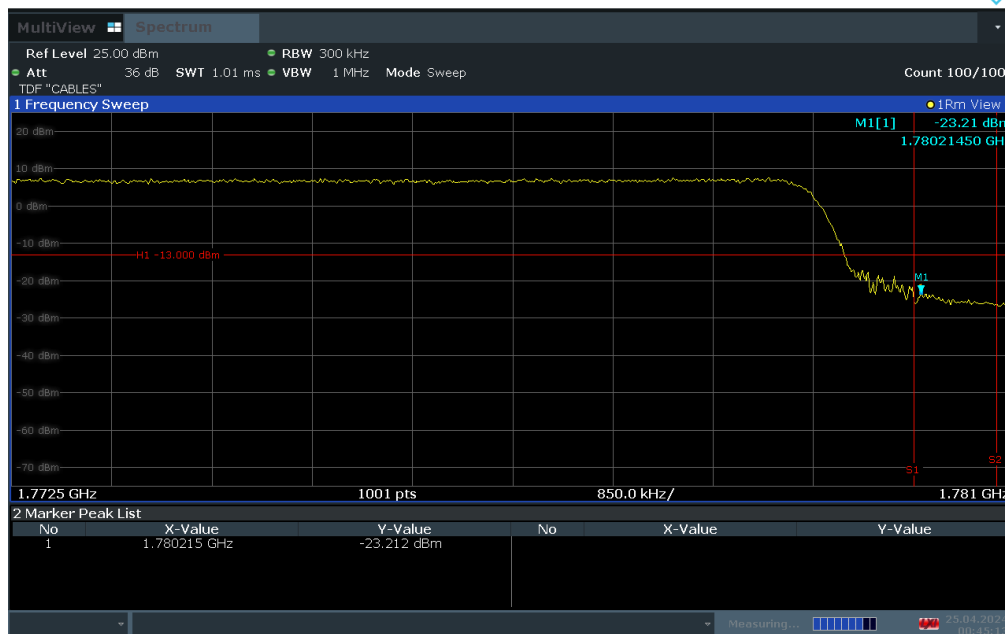


Plot 7-84. Lower Extended Band Edge Plot (LTE Band 66 - 15MHz QPSK – Full RB)

FCC ID: BCG-A3003	<b>PART 27 MEASUREMENT REPORT</b>		Approved by: Technical Manager
Test Report S/N: 1C2405230022-05.BCG	Test Dates: 04/11/2024 - 7/19/2024	EUT Type: Watch	Page 61 of 124

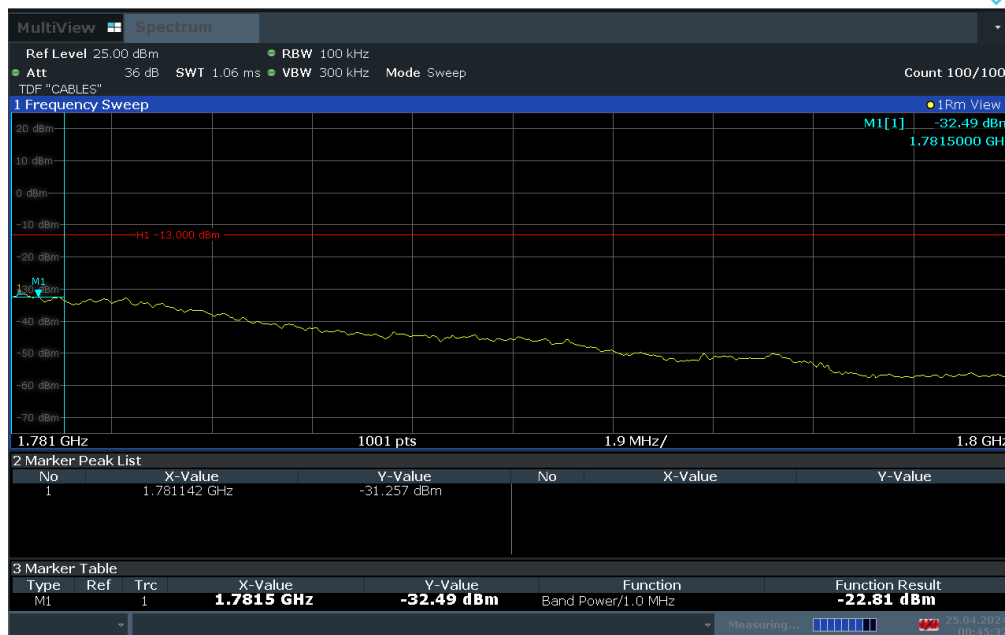
V2.2 09/07/2023

Unless otherwise specified, no part of this report may be reproduced or utilized in any part, form or by any means, electronic or mechanical, including photocopying and microfilm, without permission in writing from Element Materials Technology. If you have any questions about this or have an enquiry about obtaining additional rights to this report or assembly of contents thereof, please contact [ct.info@element.com](mailto:ct.info@element.com).



00:45:14 25.04.2024

Plot 7-85. Upper Band Edge Plot (LTE Band 66 - 15MHz QPSK – Full RB)



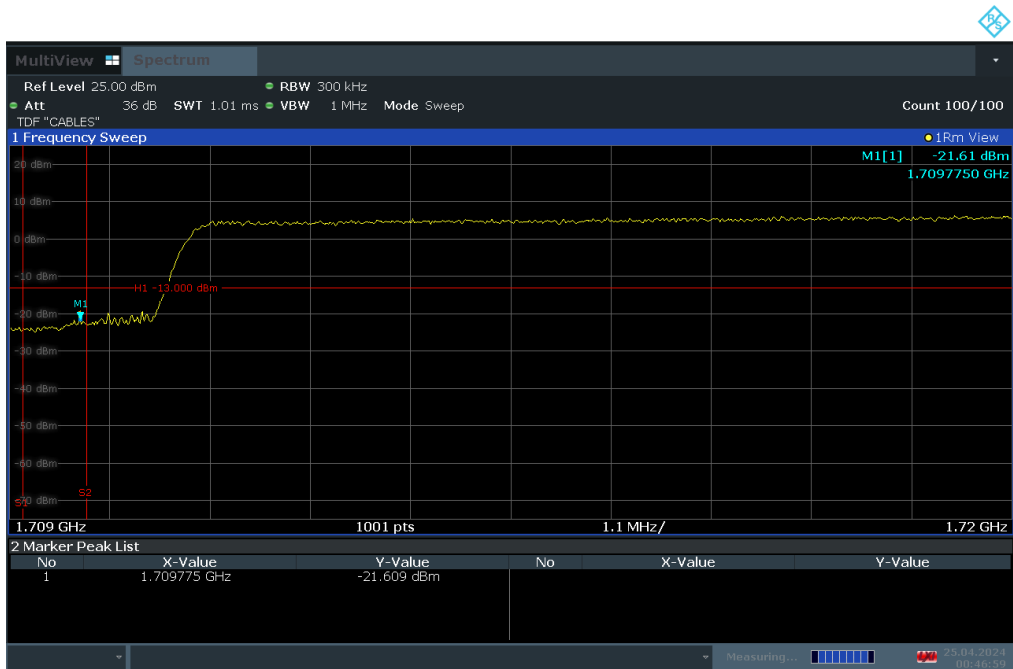
00:45:32 25.04.2024

Plot 7-86. Upper Extended Band Edge Plot (LTE Band 66 - 15MHz QPSK – Full RB)

FCC ID: BCG-A3003	<b>PART 27 MEASUREMENT REPORT</b>		Approved by: Technical Manager
Test Report S/N: 1C2405230022-05.BCG	Test Dates: 04/11/2024 - 7/19/2024	EUT Type: Watch	Page 62 of 124

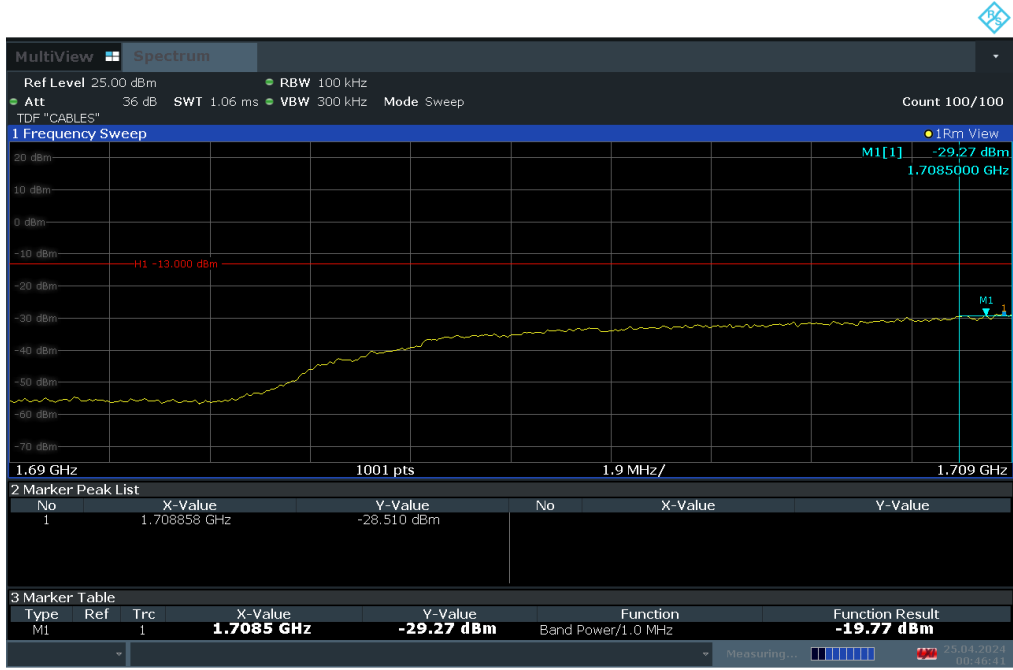
V2.2 09/07/2023

Unless otherwise specified, no part of this report may be reproduced or utilized in any part, form or by any means, electronic or mechanical, including photocopying and microfilm, without permission in writing from Element Materials Technology. If you have any questions about this or have an enquiry about obtaining additional rights to this report or assembly of contents thereof, please contact [ct.info@element.com](mailto:ct.info@element.com).



00:47:00 25.04.2024

Plot 7-87. Lower Band Edge Plot (LTE Band 66 - 20MHz QPSK – Full RB)



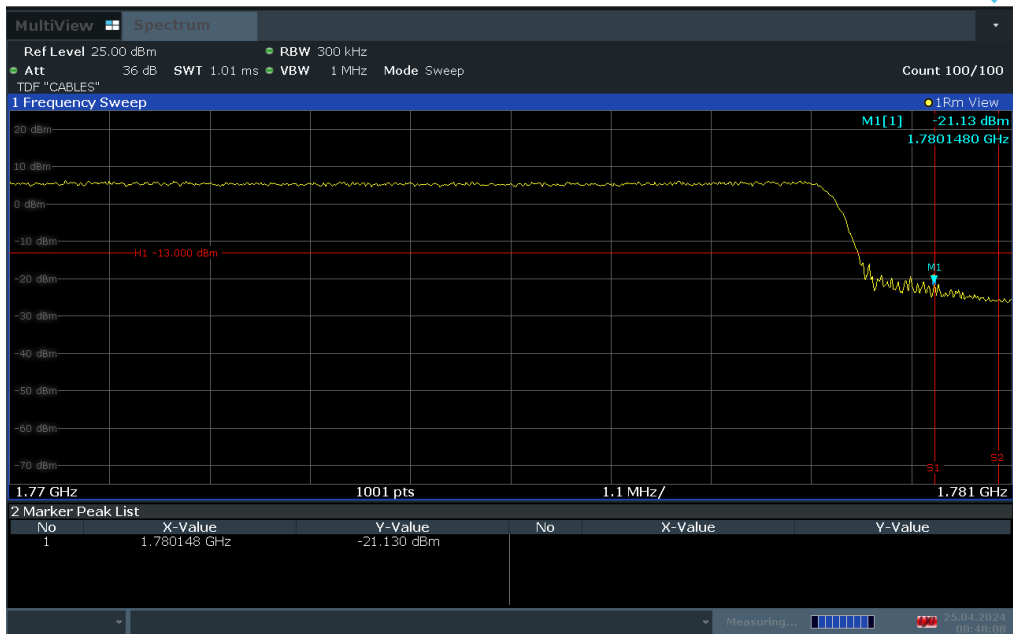
00:46:41 25.04.2024

Plot 7-88. Lower Extended Band Edge Plot (LTE Band 66 - 20MHz QPSK – Full RB)

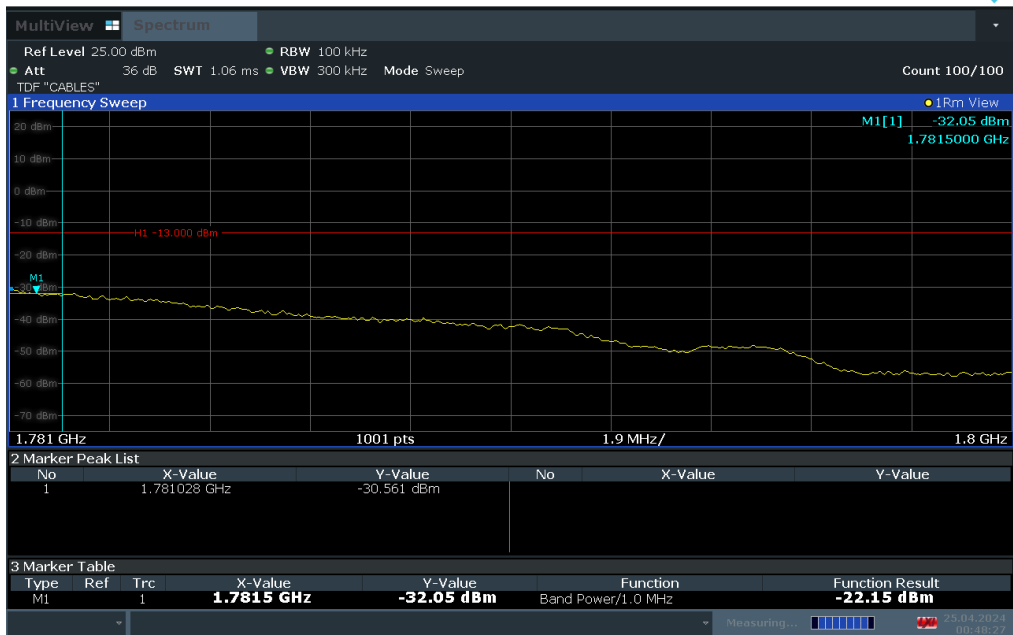
FCC ID: BCG-A3003	element PART 27 MEASUREMENT REPORT		Approved by: Technical Manager
Test Report S/N: 1C2405230022-05.BCG	Test Dates: 04/11/2024 - 7/19/2024	EUT Type: Watch	Page 63 of 124

V2.2 09/07/2023

Unless otherwise specified, no part of this report may be reproduced or utilized in any part, form or by any means, electronic or mechanical, including photocopying and microfilm, without permission in writing from Element Materials Technology. If you have any questions about this or have an enquiry about obtaining additional rights to this report or assembly of contents thereof, please contact [ct.info@element.com](mailto:ct.info@element.com).



Plot 7-89. Upper Band Edge Plot (LTE Band 66 - 20MHz QPSK – Full RB)



Plot 7-90. Upper Extended Band Edge Plot (LTE Band 66 - 20MHz QPSK – Full RB)

FCC ID: BCG-A3003	elementPART 27 MEASUREMENT REPORT		Approved by: Technical Manager
Test Report S/N: 1C2405230022-05.BCG	Test Dates: 04/11/2024 - 7/19/2024	EUT Type: Watch	Page 64 of 124