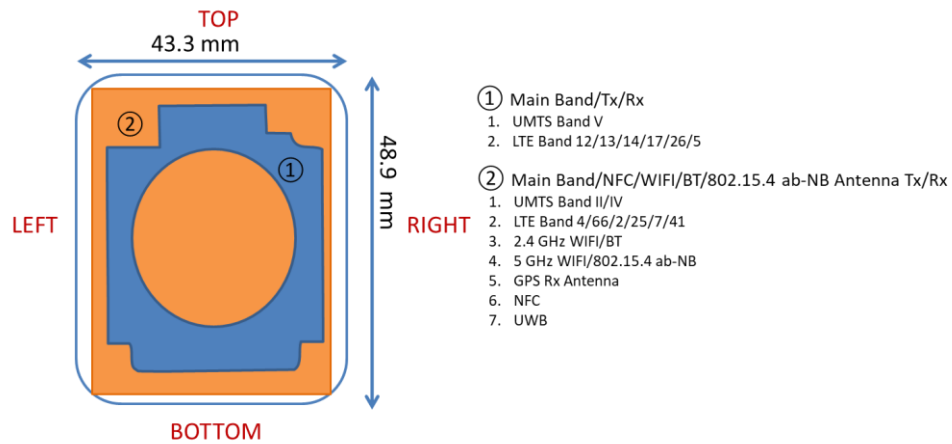


APPENDIX G: DUT ANTENNA DIAGRAM & SAR TEST SETUP PHOTOGRAPHS

FCC ID: BCG-A2986	SAR EVALUATION REPORT	Approved by: Technical Manager
DUT Type: Watch		APPENDIX G: Page 1 of 6



Note: Exact antenna dimensions and separation distances are shown in the Technical Descriptions in the FCC Filing.

Figure G-1
DUT Antenna Locations

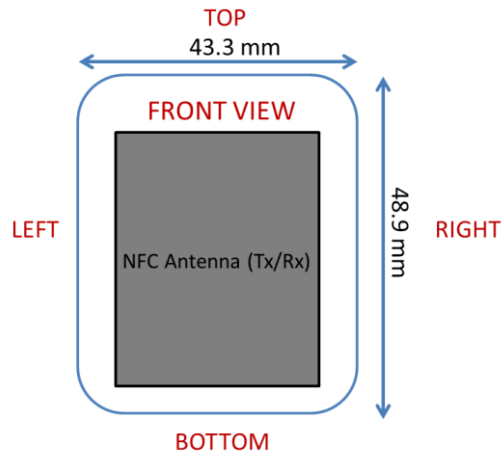



Figure G-2
NFC Antenna Locations

FCC ID: BCG-A2986	SAR EVALUATION REPORT	Approved by: Technical Manager
DUT Type: Watch		APPENDIX G: Page 2 of 6




SAR Test Setup Photo 1: Titanium with Sport Wristband, Head, Front Side at 1.0 cm



SAR Test Setup Photo 2: Titanium with Fabric Wristband, Head, Front Side at 1.0 cm

FCC ID: BCG-A2986	SAR EVALUATION REPORT	Approved by: Technical Manager
DUT Type: Watch		APPENDIX G: Page 3 of 6



SAR Test Setup Photo 3: Titanium with Velcro Wristband, Head, Front Side at 1.0 cm

FCC ID: BCG-A2986	SAR EVALUATION REPORT	Approved by: Technical Manager
DUT Type: Watch		APPENDIX G: Page 4 of 6




SAR Test Setup Photo 4: Titanium with Sport Wristband, Extremity, Back Side at 0.0 cm



SAR Test Setup Photo 5: Titanium with Fabric Wristband, Extremity, Back Side at 0.0 cm

FCC ID: BCG-A2986	SAR EVALUATION REPORT	Approved by: Technical Manager
DUT Type: Watch		APPENDIX G: Page 5 of 6



SAR Test Setup Photo 6: Titanium with Velcro Wristband, Extremity, Back Side at 0.0 cm

FCC ID: BCG-A2986	SAR EVALUATION REPORT	Approved by: Technical Manager
DUT Type: Watch		APPENDIX G: Page 6 of 6