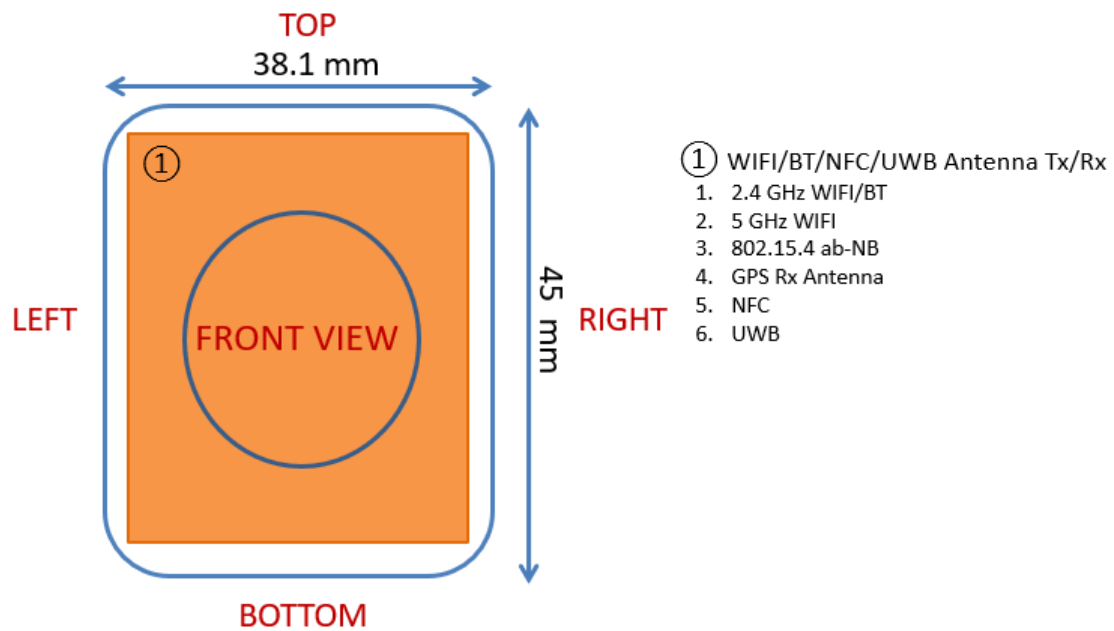


APPENDIX F: DUT ANTENNA DIAGRAM & SAR TEST SETUP PHOTOGRAPHS

FCC ID: BCG-A2980	SAR EVALUATION REPORT	Approved by: Technical Manager
DUT Type: Watch		APPENDIX F: Page 1 of 5



Note: Exact antenna dimensions and separation distances are shown in the Technical Descriptions.

Figure F-1
DUT Antenna Locations

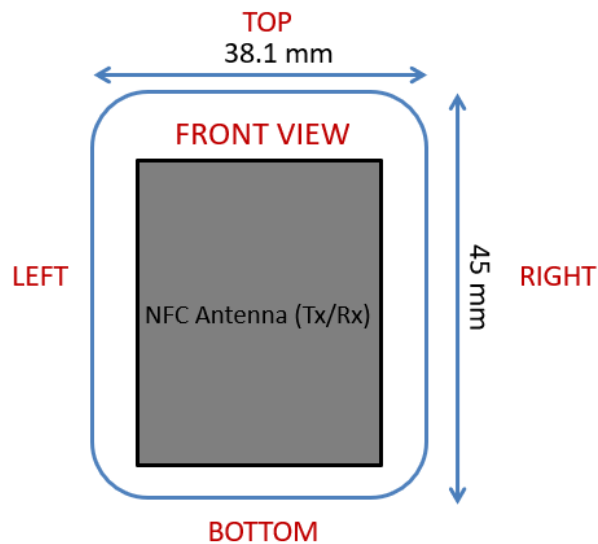


Figure F-2
NFC Antenna Location

FCC ID: BCG-A2980	SAR EVALUATION REPORT	Approved by: Technical Manager
DUT Type: Watch		APPENDIX F: Page 2 of 5



SAR Test Setup Photo 1: Aluminum with Sport Wristband, Head, Front Side at 1.0 cm



SAR Test Setup Photo 2: Aluminum with Metal Links Wristband, Head, Front Side at 1.0 cm

FCC ID: BCG-A2980	SAR EVALUATION REPORT	Approved by: Technical Manager
DUT Type: Watch		APPENDIX F: Page 3 of 5



SAR Test Setup Photo 3: Aluminum with Metal Loop Wristband, Head, Front Side at 1.0 cm




SAR Test Setup Photo 4: Aluminum with Sports Wristband, Extremity, Back Side at 0.0 cm

FCC ID: BCG-A2980	SAR EVALUATION REPORT	Approved by: Technical Manager
DUT Type: Watch		APPENDIX F: Page 4 of 5



SAR Test Setup Photo 5: Aluminum with Metal Links Wristband, Extremity, Back Side at 0.0 cm



SAR Test Setup Photo 6: Aluminum with Metal Loop Wristband, Extremity, Back Side at 0.0 cm

FCC ID: BCG-A2980	SAR EVALUATION REPORT	Approved by: Technical Manager
DUT Type: Watch		APPENDIX F: Page 5 of 5