

**APPENDIX F: DUT ANTENNA DIAGRAM & SAR TEST SETUP
PHOTOGRAPHS**

FCC ID: BCG-A2978	SAR EVALUATION REPORT	Approved by: Technical Manager
DUT Type: Watch		APPENDIX F: Page 1 of 5

Note: Exact antenna dimensions and separation distances are shown in the Technical Descriptions in the FCC Filing.

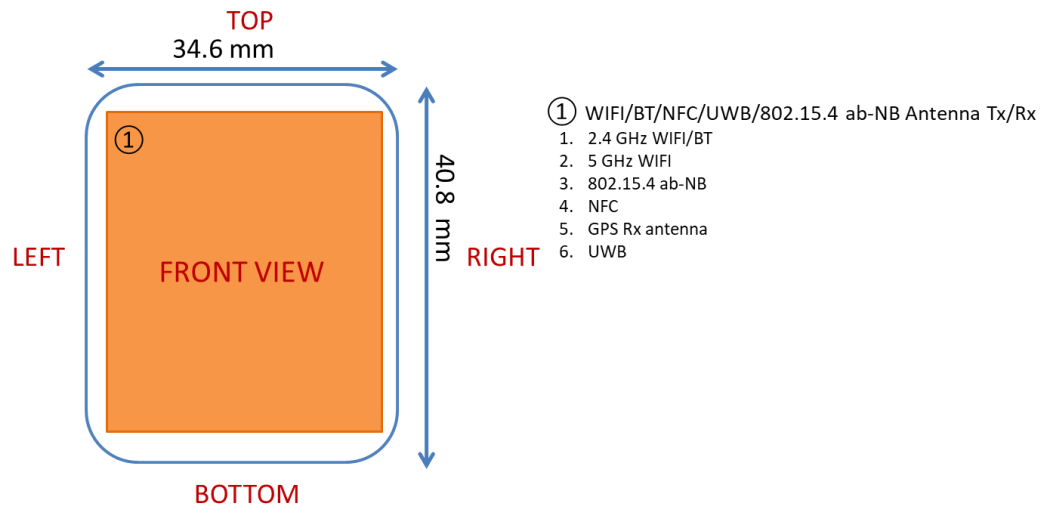


Figure F-1
DUT Antenna Locations

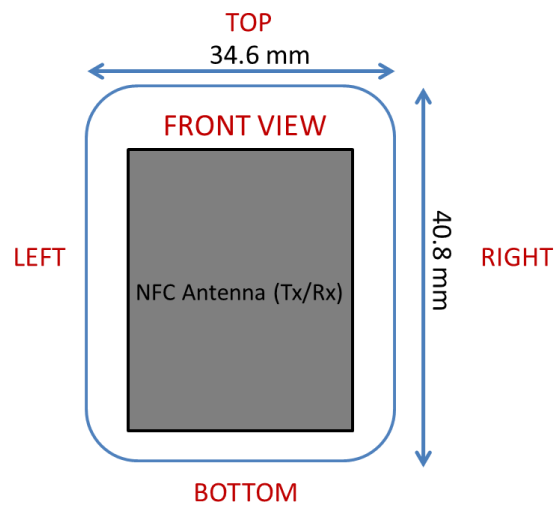




Figure F-2
NFC Antenna Location

FCC ID: BCG-A2978	SAR EVALUATION REPORT	Approved by: Technical Manager
DUT Type: Watch		APPENDIX F: Page 2 of 5



SAR Test Setup Photo 1 – Aluminum with Sport Wristband, Head, Front Side at 1.0 cm




SAR Test Setup Photo 2 – Aluminum with Metal Links Wristband, Head, Front Side at 1.0 cm

FCC ID: BCG-A2978	SAR EVALUATION REPORT	Approved by: Technical Manager
DUT Type: Watch		APPENDIX F: Page 3 of 5




SAR Test Setup Photo 3 – Aluminum with Metal Loop Wristband, Head, Front Side at 1.0 cm




SAR Test Setup Photo 4 – Aluminum with Sport Wristband, Extremity, Back Side at 0.0 cm

FCC ID: BCG-A2978	SAR EVALUATION REPORT	Approved by: Technical Manager
DUT Type: Watch		APPENDIX F: Page 4 of 5



SAR Test Setup Photo 5 – Aluminum with Metal Links Wristband, Extremity, Back Side at 0.0 cm



SAR Test Setup Photo 6 – Aluminum with Metal Loop Wristband, Extremity, Back Side at 0.0 cm

FCC ID: BCG-A2978	SAR EVALUATION REPORT	Approved by: Technical Manager
DUT Type: Watch		APPENDIX F: Page 5 of 5