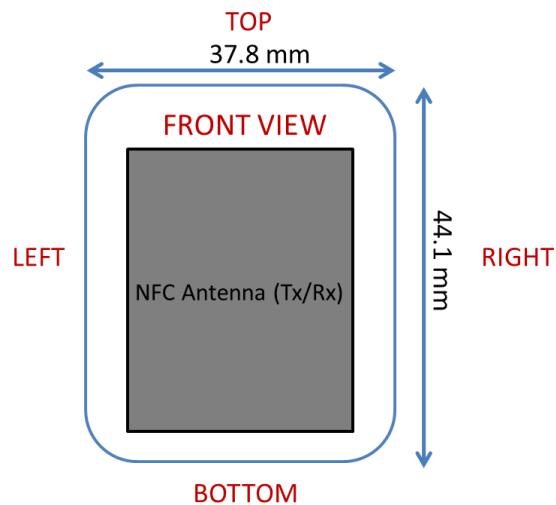
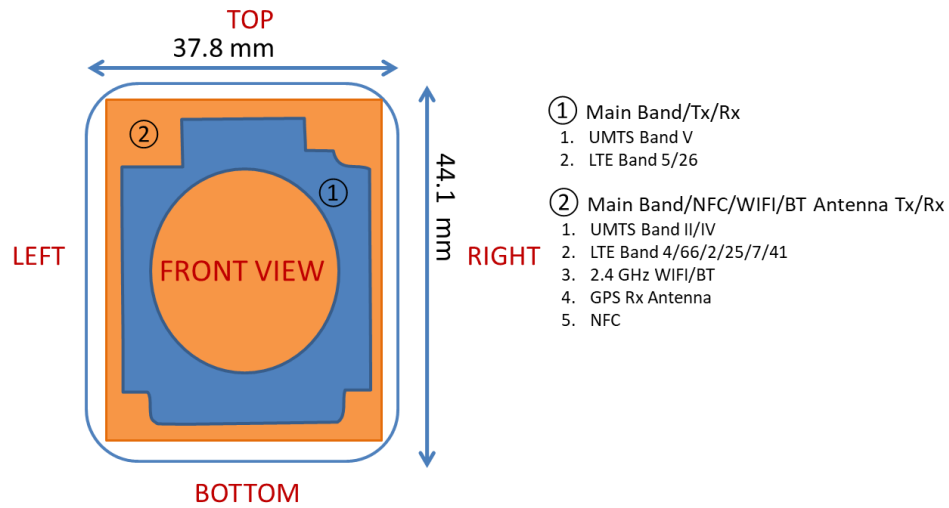



**APPENDIX B: DUT ANTENNA DIAGRAM & SAR TEST SETUP  
PHOTOGRAPHS**

<b>FCC ID:</b> BCG-A2724	<b>SAR EVALUATION REPORT</b>	<b>Approved by:</b> Technical Manager
<b>DUT Type:</b> Watch		<b>APPENDIX B:</b> Page 1 of 5


Note: Exact antenna dimensions and separation distances are shown in the Technical Descriptions in the FCC Filing.



FCC ID: BCG-A2724	SAR EVALUATION REPORT	Approved by: Technical Manager
DUT Type: Watch		APPENDIX B: Page 2 of 5




**SAR Test Setup Photo 1: Aluminum with Sport Wristband, Head, Front Side at 10 mm**




**SAR Test Setup Photo 2: Aluminum with Metal Links Wristband, Head, Front Side at 10 mm**

<b>FCC ID:</b> BCG-A2724	<b>SAR EVALUATION REPORT</b>	<b>Approved by:</b> Technical Manager
<b>DUT Type:</b> Watch		<b>APPENDIX B:</b> Page 3 of 5



**SAR Test Setup Photo 3: Aluminum with Metal Loop Wristband, Head, Front Side at 10 mm**




**SAR Test Setup Photo 4: Aluminum with Sport Wristband, Extremity, Back Side at 0 mm**

FCC ID: BCG-A2724	SAR EVALUATION REPORT	Approved by: Technical Manager
DUT Type: Watch		APPENDIX B: Page 4 of 5



**SAR Test Setup Photo 5: Aluminum with Metal Links Wristband, Extremity, Back Side at 0 mm**



**SAR Test Setup Photo 6: Aluminum with Metal Loop Wristband, Extremity, Back Side at 0 mm**

<b>FCC ID:</b> BCG-A2724	<b>SAR EVALUATION REPORT</b>	<b>Approved by:</b> Technical Manager
<b>DUT Type:</b> Watch		<b>APPENDIX B:</b> Page 5 of 5