
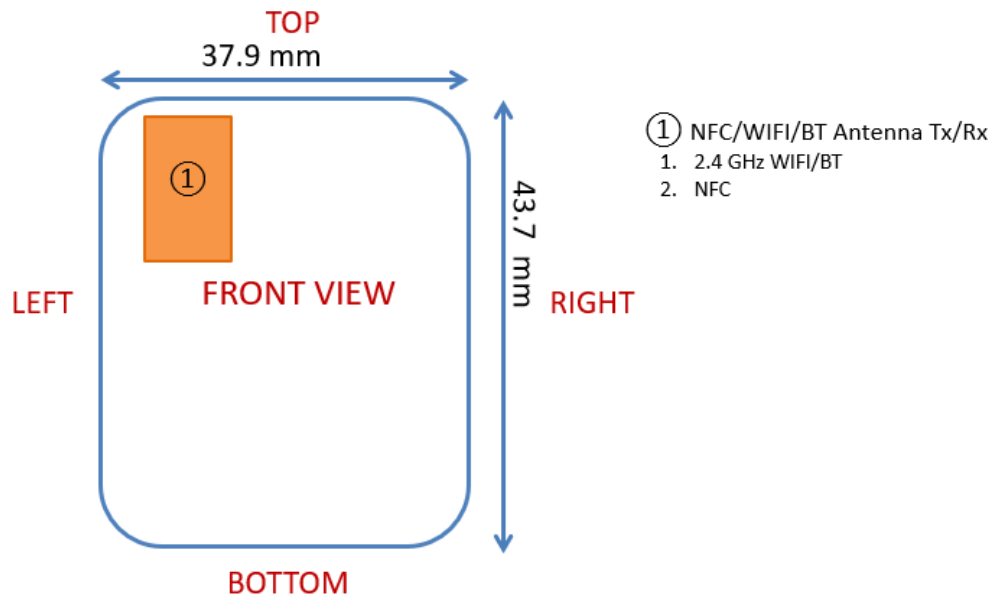



APPENDIX E: DUT ANTENNA DIAGRAM & SAR TEST SETUP PHOTOGRAPHS

FCC ID: BCG-A2352	 PCTEST <small>Proud to be part of element</small>	SAR EVALUATION REPORT	Approved by: Quality Manager
Test Dates: 07/13/2020	DUT Type: Watch		APPENDIX E: Page 1 of 5



Note: Exact antenna dimensions and separation distances are shown in the Technical Descriptions document in the FCC Filing.

Figure E-1
DUT Antenna Locations


FCC ID: BCG-A2352	 PCTEST <small>Proud to be part of element</small>	SAR EVALUATION REPORT	Approved by: Quality Manager
Test Dates: 07/13/2020	DUT Type: Watch		APPENDIX E: Page 2 of 5



SAR Test Setup Photo 1: Aluminum with Sport Wristband, Front Side at 1.0 cm




SAR Test Setup Photo 2: Aluminum with Metal Links Wristband, Front Side at 1.0 cm


FCC ID: BCG-A2352	 PCTEST <small>Proud to be part of element</small>	SAR EVALUATION REPORT	Approved by: Quality Manager
Test Dates: 07/13/2020	DUT Type: Watch		APPENDIX E: Page 3 of 5




SAR Test Setup Photo 3: Aluminum with Metal Loop Wristband, Front Side at 1.0 cm




SAR Test Setup Photo 4: Aluminum with Sport Wristband, Back Side at 0.0 cm


FCC ID: BCG-A2352	 PCTEST <small>Proud to be part of element</small>	SAR EVALUATION REPORT	Approved by: Quality Manager
Test Dates: 07/13/2020	DUT Type: Watch		APPENDIX E: Page 4 of 5



SAR Test Setup Photo 5: Aluminum with Metal Links Wristband, Back Side at 0.0 cm



SAR Test Setup Photo 6: Aluminum with Metal Loop Wristband, Back Side at 0.0 cm

FCC ID: BCG-A2352	 PCTEST <small>Proud to be part of element</small>	SAR EVALUATION REPORT	Approved by: Quality Manager
Test Dates: 07/13/2020	DUT Type: Watch		APPENDIX E: Page 5 of 5