

# TEST SETUP PHOTOS

**Report Number:** 12646381-EP1V1

## 1. SCOPE


The purpose of this document is to show test setup diagrams and photos for the following reports

Reports
12646381-E1V2
12646381-E2V3
12646381-E3V3
12646381-E4V3

## 2. SETUP PHOTOS

### 2.1.1. 2.4/5GHz (BT/BLE/DTS/UNII) TECHNOLOGIES


#### ANTENNA PORT AND AC LINE CONDUCTED SETUP



**RF ANTENNA PORT CONDUCTED**



**AC LINE CONDUCTED (FRONT)**




**AC LINE CONDUCTED (BACK)**



**AC LINE CONDUCTED WITH HOST  
(FRONT)**



**AC LINE CONDUCTED WITH HOST (BACK)**

**RADIATED RF MEASUREMENT SETUP****FCC BELOW 1GHz (FRONT)****FCC BELOW 1GHz (BACK)****ABOVE 1GHz X-Axis Front****ABOVE 1GHz X-Axis Back****ABOVE 1GHz Y-Axis Front****ABOVE 1GHz Y-Axis Back**



**ABOVE 1GHz Z-Axis Front**



**ABOVE 1GHz Z-Axis Back**