



APPENDIX E: DUT ANTENNA DIAGRAM & SAR TEST SETUP PHOTOGRAPHS


FCC ID: BCG-A2096	 PCTEST <small>Proud to be part of @lenovo</small>	SAR EVALUATION REPORT	Approved by: Quality Manager
Test Dates: 8/27/2020-9/17/2020	DUT Type: Wireless Headphones		APPENDIX E: Page 1 of 5

Note: Exact antenna dimensions and separation distances are shown in the Technical Descriptions in the FCC Filing.

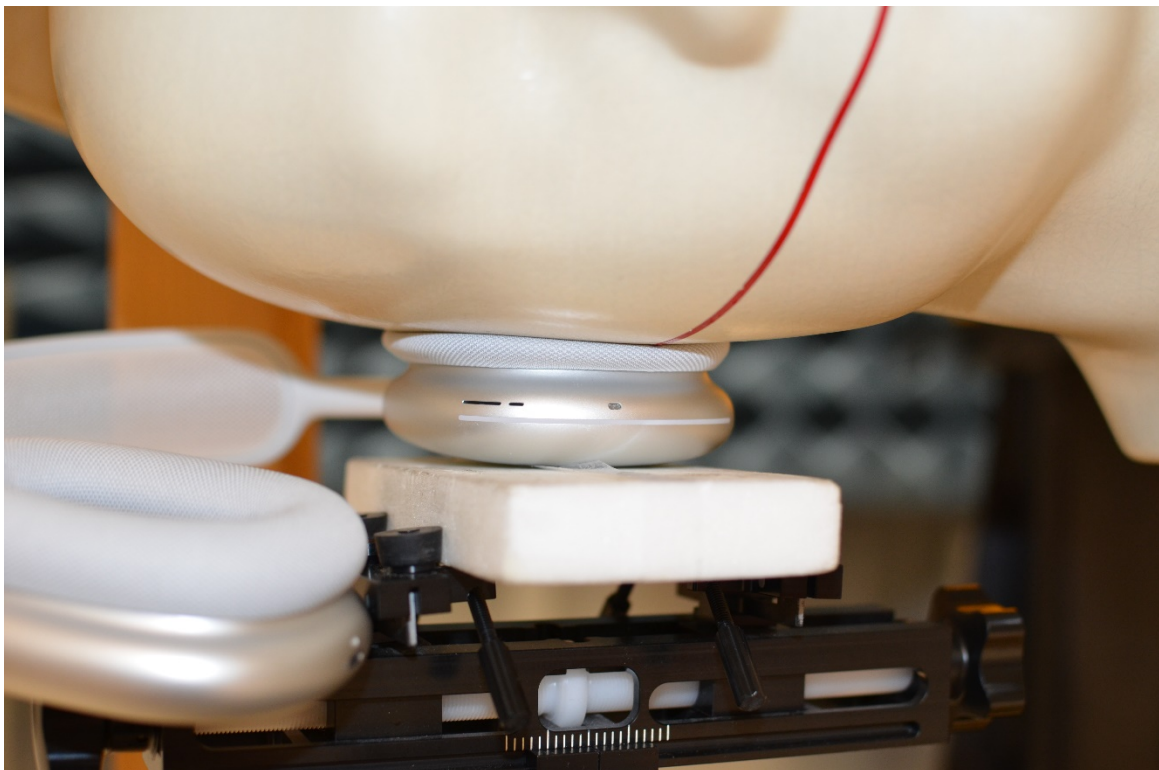


Figure E-1
DUT Antenna Locations


FCC ID: BCG-A2096	 PCTEST <small>Proud to be part of Anatek</small>	SAR EVALUATION REPORT	Approved by: Quality Manager
Test Dates: 8/27/2020-9/17/2020	DUT Type: Wireless Headphones		APPENDIX E: Page 2 of 5



SAR Test Setup Photo 1: Left Cheek Head SAR Cushion Side at 0.0 cm



SAR Test Setup Photo 2: Right Cheek Head SAR Cushion Side at 0.0 cm


FCC ID: BCG-A2096	 PCTEST <small>Proud to be part of</small>	SAR EVALUATION REPORT	Approved by: Quality Manager
Test Dates: 8/27/2020-9/17/2020	DUT Type: Wireless Headphones		APPENDIX E: Page 3 of 5




SAR Test Setup Photo 3: Bottom Edge Extremity SAR at 0.0 cm




SAR Test Setup Photo 4: Logo Extremity SAR at 0.0 cm

FCC ID: BCG-A2096	 PCTEST <small>Proud to be part of</small>	SAR EVALUATION REPORT	Approved by: Quality Manager
Test Dates: 8/27/2020-9/17/2020	DUT Type: Wireless Headphones		APPENDIX E: Page 4 of 5



SAR Test Setup Photo 4: Antenna Touching Extremity SAR at 0.0 cm

FCC ID: BCG-A2096	 PCTEST <small>Proud to be part of</small>	SAR EVALUATION REPORT	Approved by: Quality Manager
Test Dates: 8/27/2020-9/17/2020	DUT Type: Wireless Headphones		APPENDIX E: Page 5 of 5