


APPENDIX F: DUT ANTENNA DIAGRAM & SAR TEST SETUP PHOTOGRAPHS

FCC ID: BCG-A2092		SAR EVALUATION REPORT	Approved by: Quality Manager
Test Dates: 06/27/2019 – 07/18/2019	DUT Type: Watch		APPENDIX F: Page 1 of 5

Note: Exact antenna dimensions and separation distances are shown in the Technical Descriptions in the FCC Filing.

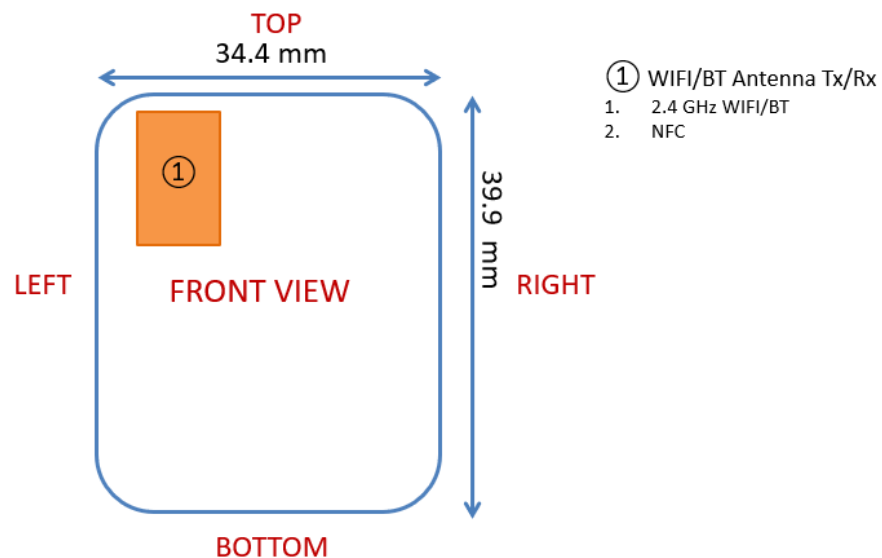





Figure F-1
DUT Antenna Locations


FCC ID: BCG-A2092		SAR EVALUATION REPORT	Approved by: Quality Manager
Test Dates: 06/27/2019 – 07/18/2019	DUT Type: Watch		APPENDIX F: Page 2 of 5



SAR Test Setup Photo 1: Aluminum with Sport Wristband, Front side at 1.0 cm




SAR Test Setup Photo 2: Aluminum with Metal Links Wristband, Front side at 1.0 cm


FCC ID: BCG-A2092		SAR EVALUATION REPORT	Approved by: Quality Manager
Test Dates: 06/27/2019 – 07/18/2019	DUT Type: Watch		APPENDIX F: Page 3 of 5




SAR Test Setup Photo 3: Aluminum with Metal Loop Wristband, Front side at 1.0 cm




SAR Test Setup Photo 4: Aluminum with Sport Wristband, Back side at 0.0 cm


FCC ID: BCG-A2092		SAR EVALUATION REPORT	Approved by: Quality Manager
Test Dates: 06/27/2019 – 07/18/2019	DUT Type: Watch		APPENDIX F: Page 4 of 5



SAR Test Setup Photo 5: Aluminum with Metal Links Wristband, Back side at 0.0 cm



SAR Test Setup Photo 6: Aluminum with Metal Loop Wristband, Back side at 0.0 cm

FCC ID: BCG-A2092		SAR EVALUATION REPORT	Approved by: Quality Manager
Test Dates: 06/27/2019 – 07/18/2019	DUT Type: Watch		APPENDIX F: Page 5 of 5