

Annex F. Photographs

F.1 Test Samples


Sample 231006-03.S03 - Front



Sample 231006-03.S03 - Back



Sample 231006-03.S03 - Screen



Sample 231006-03.S03 - Keyboard



Sample 231006-03.S03 - Laptop



Sample 231006-03.S06 - Front



Sample 231006-03.S06 - Back



Sample 231006-03.S06 - Screen






Sample 231006-03.S06 - Keyboard



Sample 231006-03.S06 - Laptop



F.2 Test positions


Top Edge

Back Face

Right Edge


Bystander condition

Laptop config with top of the screen facing towards phantom



Laptop config with back side of the screen facing towards phantom

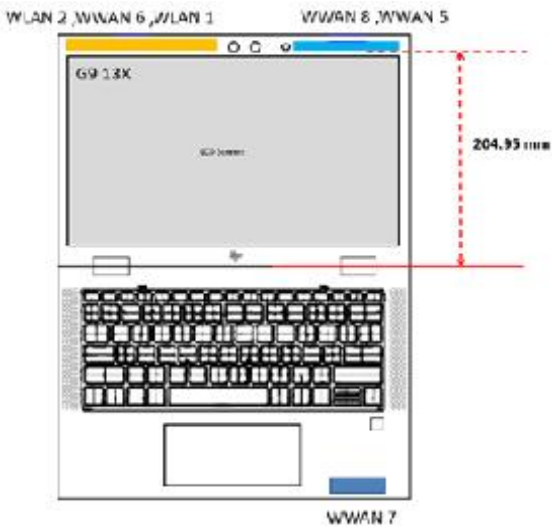
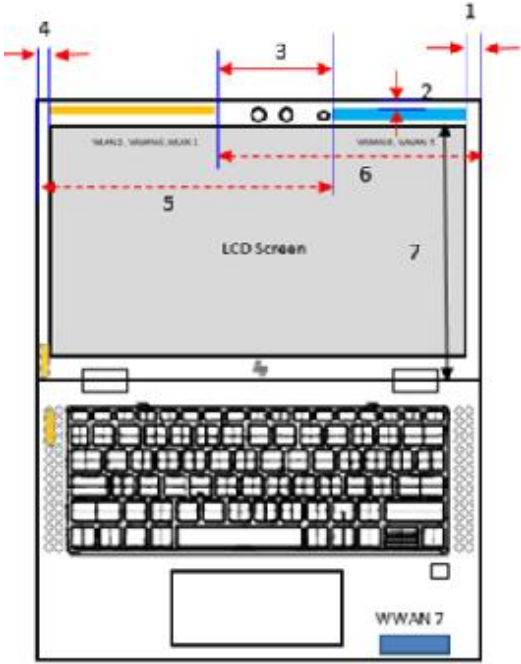
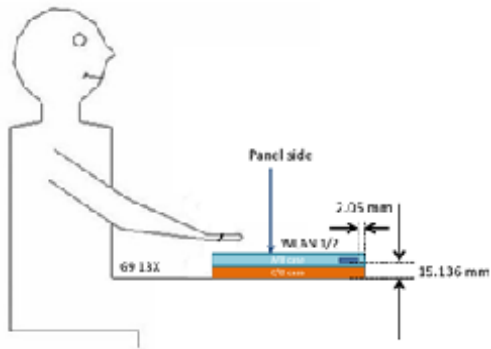


Laptop config with right edge of the screen facing towards phantom




F.3 Antenna host platform location and adjacent edge positions relative to the body

All information (diagrams, values, and dimensions) in this section is provided by the manufacturer

Antenna Host Platform location	Antenna Host Platform location - 2																
																	
Antenna Host Platform location - 3	Tablet Mode																
<table border="1"> <thead> <tr> <th>Plot</th><th>(mm)</th></tr> </thead> <tbody> <tr> <td>1</td><td>14.146</td></tr> <tr> <td>2</td><td>2.05</td></tr> <tr> <td>3</td><td>75.825</td></tr> <tr> <td>4</td><td>11.796</td></tr> <tr> <td>5</td><td>184.05</td></tr> <tr> <td>6</td><td>186.375</td></tr> <tr> <td>7</td><td>204.95</td></tr> </tbody> </table>	Plot	(mm)	1	14.146	2	2.05	3	75.825	4	11.796	5	184.05	6	186.375	7	204.95	
Plot	(mm)																
1	14.146																
2	2.05																
3	75.825																
4	11.796																
5	184.05																
6	186.375																
7	204.95																

F.4 Phantom liquid level during measurements

ELI phantom Body liquid SAR Dasy SPEAG MBBL600-6000V6 Batch -220309-01



End of the report

This page is intentionally left blank and marks the last page of the test report.