
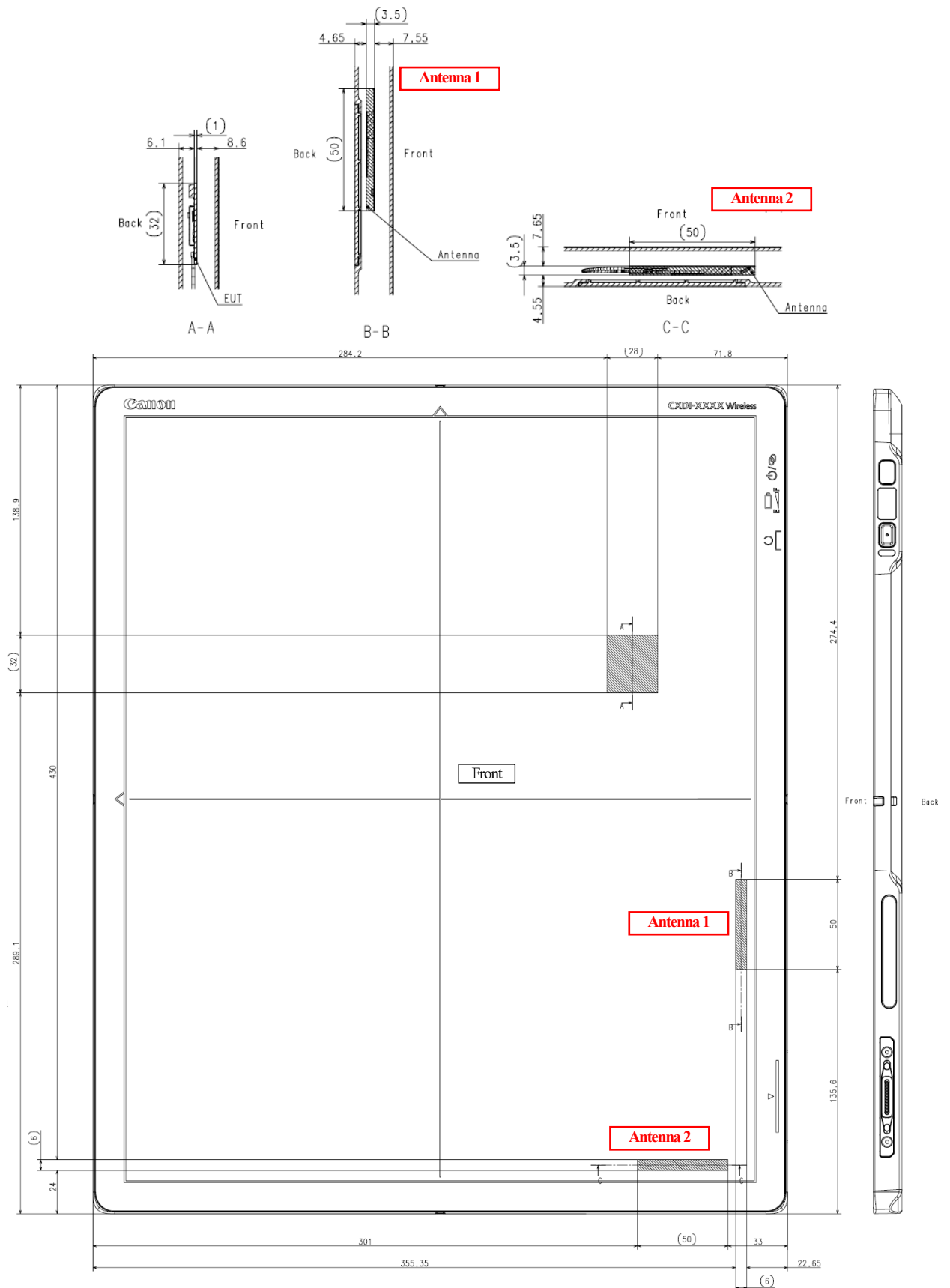

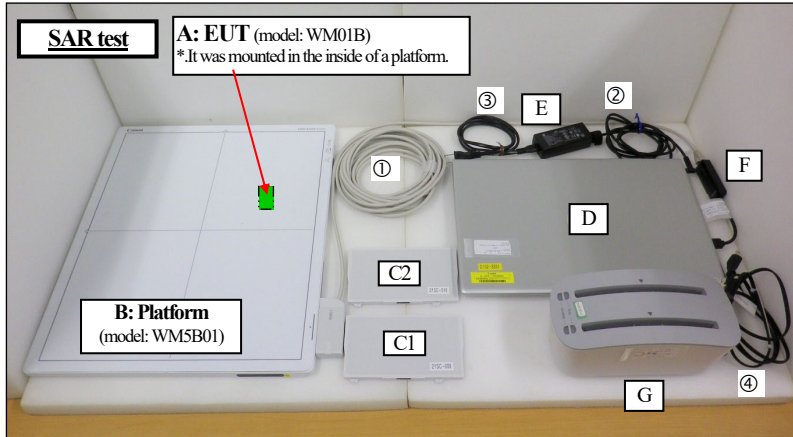


APPENDIX 1: Photographs of test setup

Appendix 1-1: Photograph of Host platform, EUT and antenna position



Appendix 1-1: Photograph of Platform, EUT and antenna position (cont'd)






















Appendix 1-2: EUT, platform and support equipment**Description of platform and Support Equipment**

No.	Item	Model number	Serial number	Manufacturer	Remark
A	Built-in Wireless Module with Bluetooth	WM01B	f4:a9:97:ffed0:bc	Canon Inc.	EUT
B	Flat Panel Detector	WM5B01	21MED-0036	Canon Inc.	Host platform
C1	Battery Pack (Li-ion) (DC 11.1 V, 1660 mAh, 18 Wh)	LB-4A	21SC-009	Canon Inc.	Accessory, Battery ID: 1
C2			21SC-010		Accessory, Battery ID: 2
D	Laptop PC	HP ProBook 650 G5	JPH107MMGY	HP	Support equipment.
E	AC Adaptor (Laptop PC)	TPN-CA15	-	HP	Support equipment.
F	LAN adaptor	LUA4-U3-AGTE-BK	20524791271592	Buffalo Inc.	Support equipment.
G	Battery Charger	BC-1A	19SC-017	Canon Inc.	Support equipment.

List of cables used

No.	Name	Length (m)	Shield	No.	Name	Length (m)	Shield
①	LAN cable	7	Unshielded	③	AC cable (PC's AC adaptor)	0.9	Unshielded
②	DC cable (PC's AC adaptor)	1.7	Unshielded	④	AC cable (Battery charger)	1.9	Unshielded

Appendix 1-3: Photograph of test setup

Position	Setup photographs (2.4GHz and 5GHz band)		
Back (Hands, D: 0mm) (Photo.P1)	(Front view/Flat-phantom)	(Front-right view/Flat-phantom)	(Bottom view/Flat-phantom)
			
	(Left view/Flat-phantom)	(Right view/Flat-phantom)	(Overall view)
			
	(Front view/Flat-phantom)	(Front-right view/Flat-phantom)	(Bottom view/Flat-phantom)
			
Front (Body/Head- touch, D: 0mm (Photo.P2)	(Left view/Flat-phantom)	(Right view/Flat-phantom)	(Overall view)
			
	(Front view/Flat-phantom)	(Front-right view/Flat-phantom)	(Bottom view/Flat-phantom)
			
	(Left view/Flat-phantom)	(Right view/Flat-phantom)	(Overall view)
			
Bottom (antenna 2) (Body-touch, D: 0mm (Photo.P3)	(Front view/Flat-phantom)	(Front-right view/Flat-phantom)	(Bottom view/Flat-phantom)
			
	(Left view/Flat-phantom)	(Right view/Flat-phantom)	(Overall view)
	(Front view/Flat-phantom)	(Front-right view/Flat-phantom)	(Bottom view/Flat-phantom)

UL Japan, Inc.

Shonan EMC Lab.

1-22-3 Megumigaoka, Hiratsuka-shi, Kanagawa-ken, 259-1220 JAPAN

Telephone: +81 463 50 6400 / Facsimile: +81 463 50 6401

Appendix 1-3: Photograph of test setup (cont'd)

Position	Setup photographs (2.4GHz and 5GHz band)		
Side (antenna 1) (Body-touch, D: 0mm (Photo.P4)	(Front view/Flat-phantom)	(Front-right view/Flat-phantom)	(Bottom view/Flat-phantom)
	(Left view/Flat-phantom)	(Right view/Flat-phantom)	(Overall view)