







WM227 Overall Appearance Photos  
外觀写真

TOP VIEW	BOTTOM VIEW	LEFT SIDE VIEW
 A top-down view of the WM227 component. It is a small green PCB with a silver metal shield in the center and a gold-plated connector on the left. A ruler is placed below it for scale, showing the component is approximately 1.5 cm wide.	 A bottom-up view of the WM227 component. It shows the reverse side of the green PCB with various components and a gold-plated connector on the left. A ruler is placed below it for scale, showing the component is approximately 1.5 cm wide.	 A side view of the WM227 component from the left. It shows the profile of the silver metal shield and the gold-plated connector. A ruler is placed below it for scale, showing the component is approximately 1.5 cm wide.
RIGHT SIDE VIEW	FRONT VIEW	BACK VIEW
 A side view of the WM227 component from the right. It shows the profile of the silver metal shield and the gold-plated connector. A ruler is placed below it for scale, showing the component is approximately 1.5 cm wide.	 A front view of the WM227 component. It shows the component from a perspective that highlights its depth and the gold-plated connector. A ruler is placed below it for scale, showing the component is approximately 1.5 cm wide.	 A back view of the WM227 component. It shows the component from a perspective that highlights its depth and the gold-plated connector. A ruler is placed below it for scale, showing the component is approximately 1.5 cm wide.

