

**Measurement: 3**

**MEASUREMENT OF OCCUPIED BANDWIDTH**  
SECTION 2.1049

**SECTION 2.1049**

**MEASUREMENT: 4**

**MEASUREMENT OF OCCUPIED BANDWIDTH**

The occupied bandwidth of the FCC ID: **AS5ONEBTS-04** UMTS CDMA Radio PCS (UCR) was measured using a Rohde & Schwarz FSEK Spectrum Analyzer and a HP Model 520 DeskJet Printer. The RF power level was measured using RF power meter as shown in the test setup in Figure 3A. The RF output from the transmitter to spectrum analyzer was reduced (to an amplitude usable by the spectrum analyzer) by using a calibrated attenuator. This attenuation was offset on the display and the signal adjusted to the -16.1dB, -19.1dB, and -20.9dB level for single, two and three carriers respectively corresponding to the corrected RF power level for a 30 kHz resolution bandwidth. The reference-line on the spectrum analyzer display corresponds to level measured by the RF power meter.

Occupied Bandwidth plots show measurements made at RF Power output terminals of UCR for an output of 0.01 watts (10 dBm)

**IS 97 channel allocation consists of following channel Blocks:**

Block	Frequency Bands Per FCC 24.229  MHz	Valid CDMA Channel s & Frequency Range	
		Channel No.	MHz
A (15 MHz)	1930.000 – 1945.000	25 – 275	1931.250 – 1943.750
D (5 MHz)	1945.000 – 1950.000	325 – 375	1946.250 – 1948.750
B (15 MHz)	1950.000 – 1965.000	425 – 675	1951.250 – 1963.750
E (5 MHz)	1965.000 – 1970.000	725 – 775	1966.250 – 1968.750
F (5 MHz)	1970.000 – 1975.000	825 – 875	1971.250 – 1973.750
C (15 MHz)	1975.000 – 1990.000	925 - 1175	1976.250 – 1988.750

The edge channels are 25 and 1175.

*The frequencies and channels used for measurements are tabulated on the bottom of each plot. The UCR output signals were plotted at each frequency blocks/bands. Plots are provided for Left Edge, Center and Right Edge of PCS bands A, B and C (Blocks of 15 MHz wide) Plots are provided for Left Edge, and Right Edge of PCS bands D, E and F (Blocks of 5 MHz wide). These frequencies were chosen to show the occupied bandwidth in the channels in each of the PCS bands in which this radio can be operated, in compliance with Section 24.229 and 24.238 (c) of the Commission code. There are no SAT or Wide band data signals associated with CDMA. The signal used to show the occupied bandwidth is defined in Table 3.1. This is the signal recommended in TIA/EIA-97-C. The power output level was adjusted to provide the documented power levels at the bottom of each chart.*

Type	Number of Channels	Fraction of Power (Linear)	Fraction of Power (dB)	Comments
Pilot	1	0.2000	-7.0	Walsh 0
Sync	1	0.0471	-13.3	Walsh 32, always 1/8 rate
Paging	1	0.1882	-7.3	Walsh 1, full rate only
Traffic	6	0.09412 each	-10.3 each	Variable Walsh Assignments, full rate only

**TABLE 3.1 Base Station Test Model, Nominal**

**The minimum standard presented in TIA/EIA-97-C.**

**“Suppression Inside the Licensee’s Frequency Block(s)”**

For all frequencies within the base station transmit band of 1930 to 1990 MHz that are within the specific block(s) allocated to the operator’s system. The total conducted spurious emissions in any 30 kHz band greater than 885 kHz for the CDMA channel center frequency shall not exceed a level of -45 dBc....

The spectrum analyzer output plots show the CDMA channel signal is 16.1 dB below the reference line of the spectrum analyzer for the following reason: For the CDMA system there is no carrier without modulation. The CDMA transmit bandwidth is 1.23 MHz. Since spectrum analyzer does not have Resolution Bandwidth setting for 1.23 MHz, the following relationship was used to provide the correct level.

$$10 \cdot \log(\text{Resolution Bandwidth} / \text{Transmit Bandwidth}) = \text{Signal Offset}$$

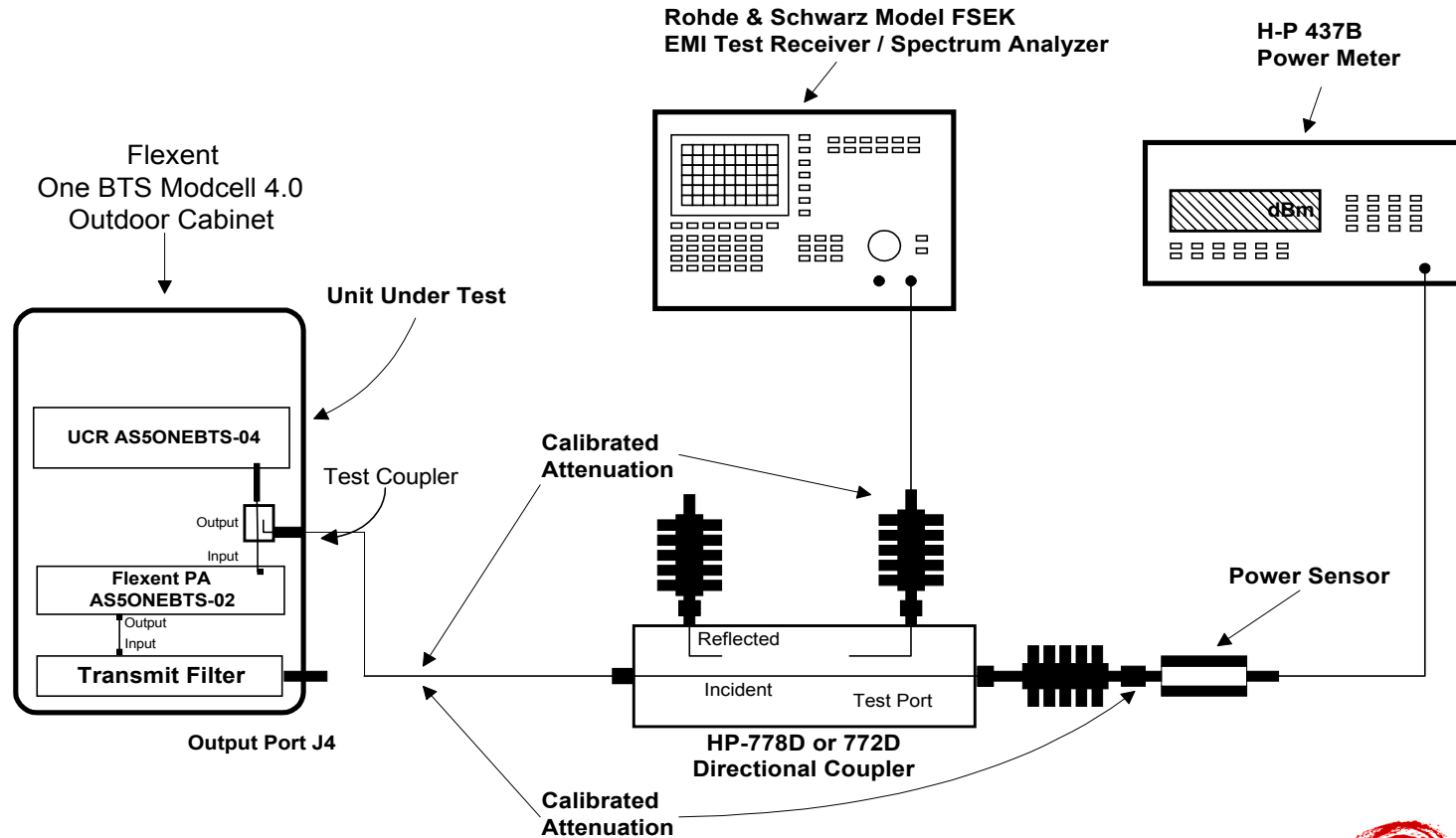
For the peak of the CDMA signal measured with a resolution bandwidth of 30 kHz the signal offset is:

- Signal Offset for single carrier =  $10 \cdot \log(30 \text{ kHz} / 1.23 \text{ MHz}) = -16.1 \text{ dB}$
- Signal Offset for two carrier =  $10 \cdot \log(30 \text{ kHz} / 1.23 \times 2 \text{ MHz}) = -19.1 \text{ dB}$
- Signal Offset for three carrier =  $10 \cdot \log(30 \text{ kHz} / 1.23 \times 3 \text{ MHz}) = -20.9 \text{ dB}$

### Figure 3A. TEST CONFIGURATION FOR MEASUREMENT OF OCCUPIED BANDWIDTH

APPLICANT: Lucent Technologies

FCC ID: AS50NEBTS-04



Lucent Technologies Inc. - Proprietary  
Use pursuant to Company Instructions

All components are calibrated over the frequency range of interest



Measurement – 3

**MEASUREMENT OF OCCUPIED BANDWIDTH**

**SECTION 2.1049**

**UCR OUTPUT**

**OCCUPIED BANDWIDTH**

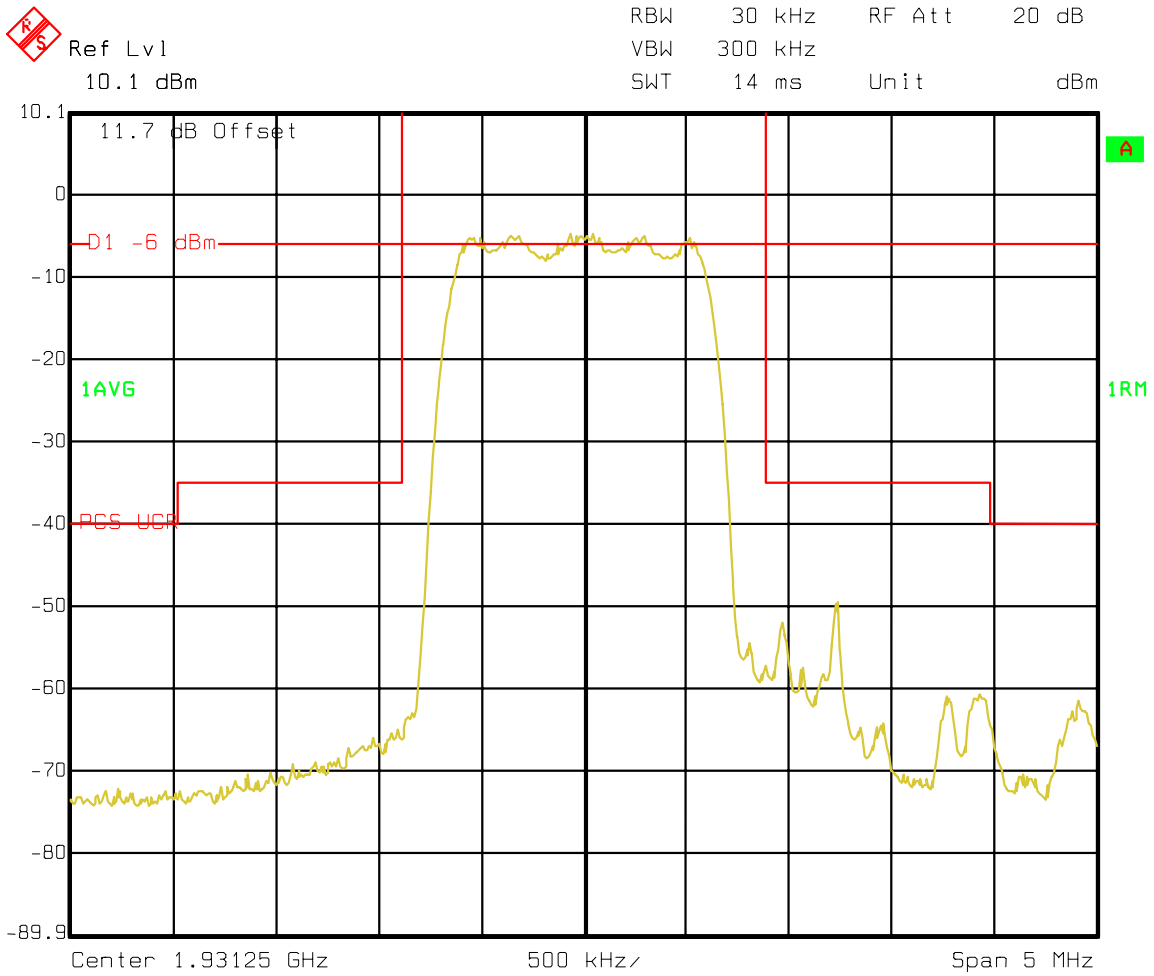
**UCR OUTPUT**

**BLOCK A**

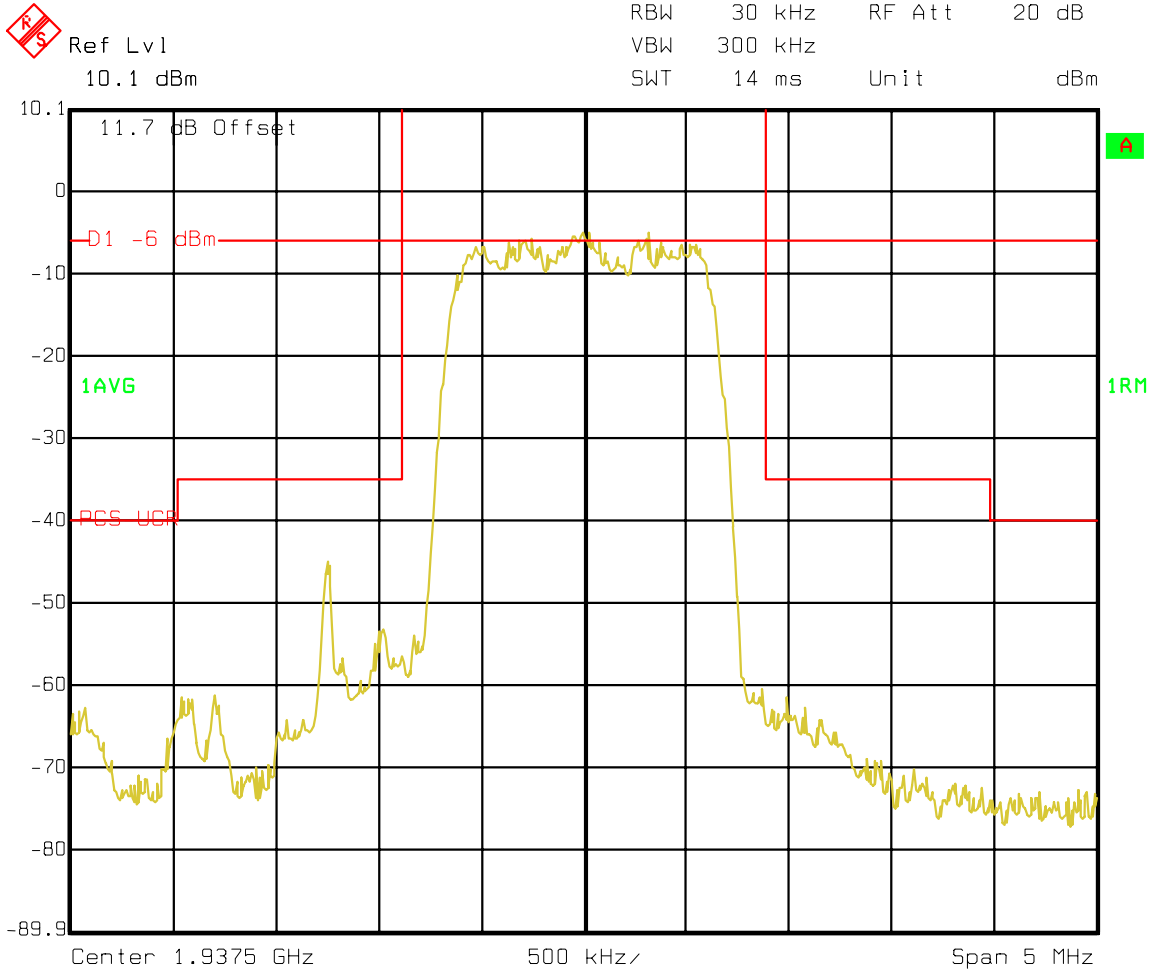
**(1930 – 1945 MHz)**

**Single Carrier**

<b>Left Edge</b>	<b>1931.25 MHz</b>	<b>Channel 25</b>
<b>Center</b>	<b>1937.50 MHz</b>	<b>Channel 150</b>
<b>Right Edge</b>	<b>1943.75 MHz</b>	<b>Channel 275</b>

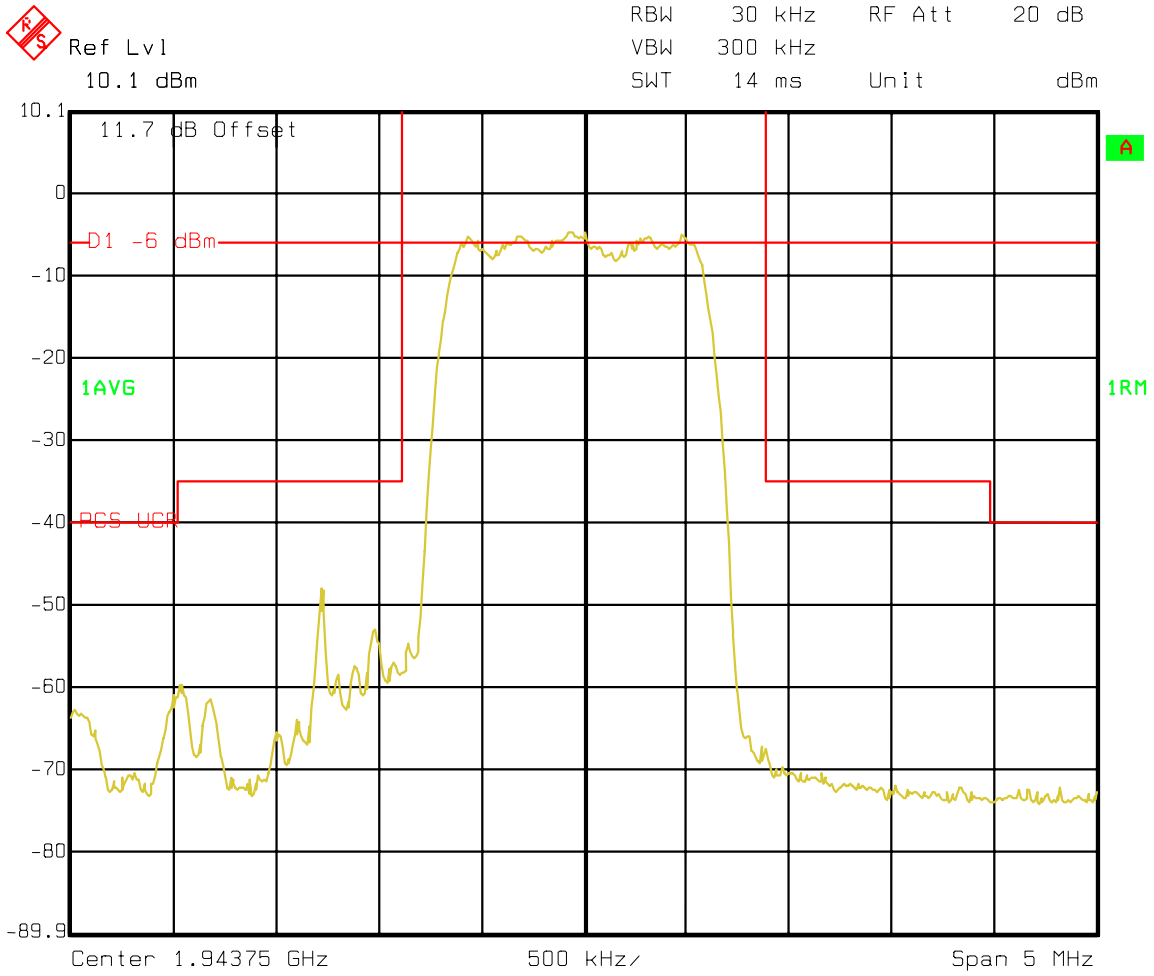


Title: OCCUPIED BANDWIDTH - UCR. 2G CONFIGURATION.  
Comment A: FLEXENT ONEBTS MODCELL 4.0 OUTDOOR, FCC ID: AS50NEBTS-04  
BLOCK A, CHANNEL 25, RF POWER OUTPUT 10.1dBm  
Date: 16.SEP.2002 04:08:11



Title: OCCUPIED BANDWIDTH - UCR  
Comment A: FLEXENT ONEBTS MODCELL R4.0 OUTDOOR, FCC ID: AS50NEBTS-04  
CHANNEL 150, RF POWER OUTPUT 10.1 dBm  
Date: 28.AUG.2002 13:47:46





Title: OCCUPIED BANDWIDTH - UCR. 2G CONFIGURATION.  
Comment A: FLEXENT ONEBTS MODCELL 4.0 OUTDOOR, FCC ID: AS50NEBTS-04  
BLOCK A, CHANNEL 275, RF POWER OUTPUT 10.1dBm  
Date: 16.SEP.2002 04:11:37

**OCCUPIED BANDWIDTH**

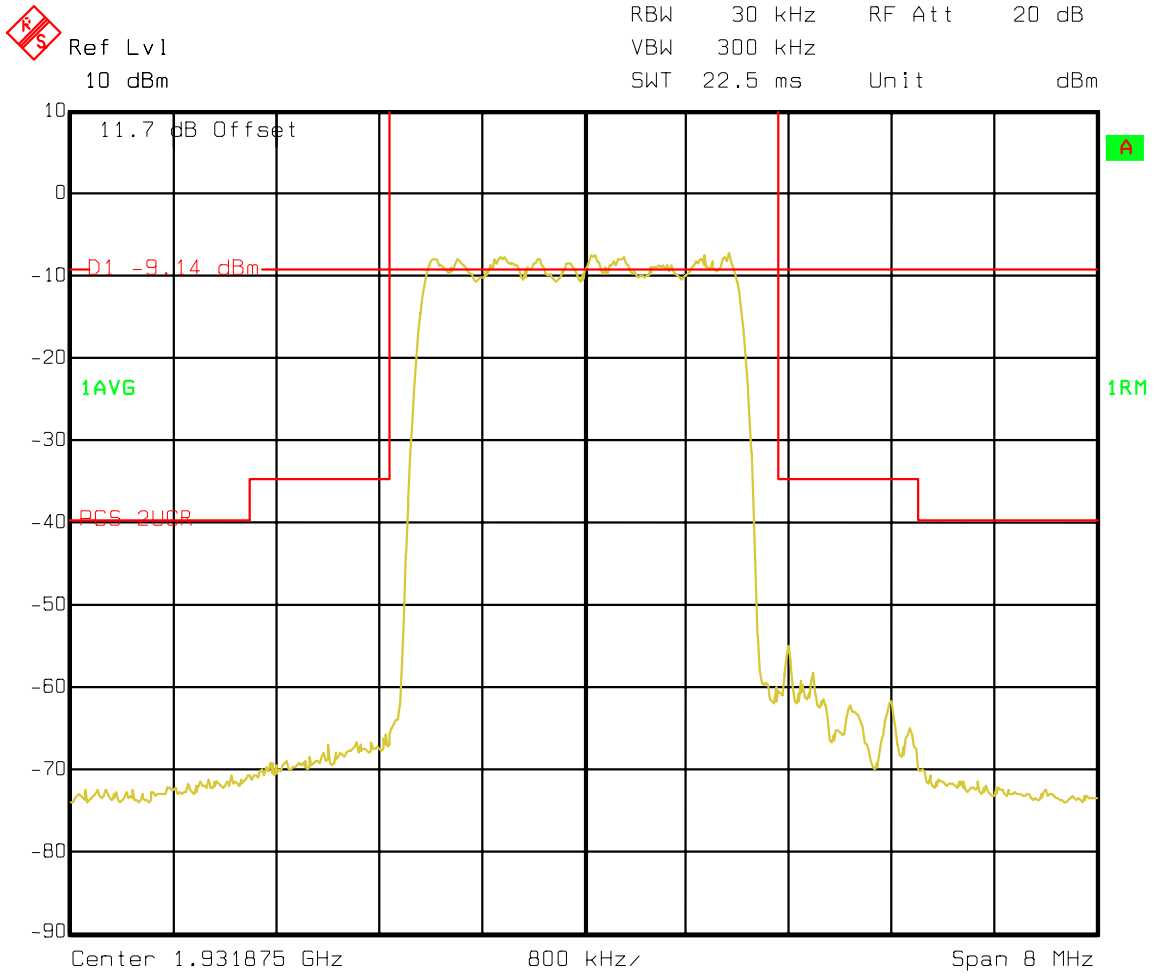
**UCR OUTPUT**

**BLOCK A**

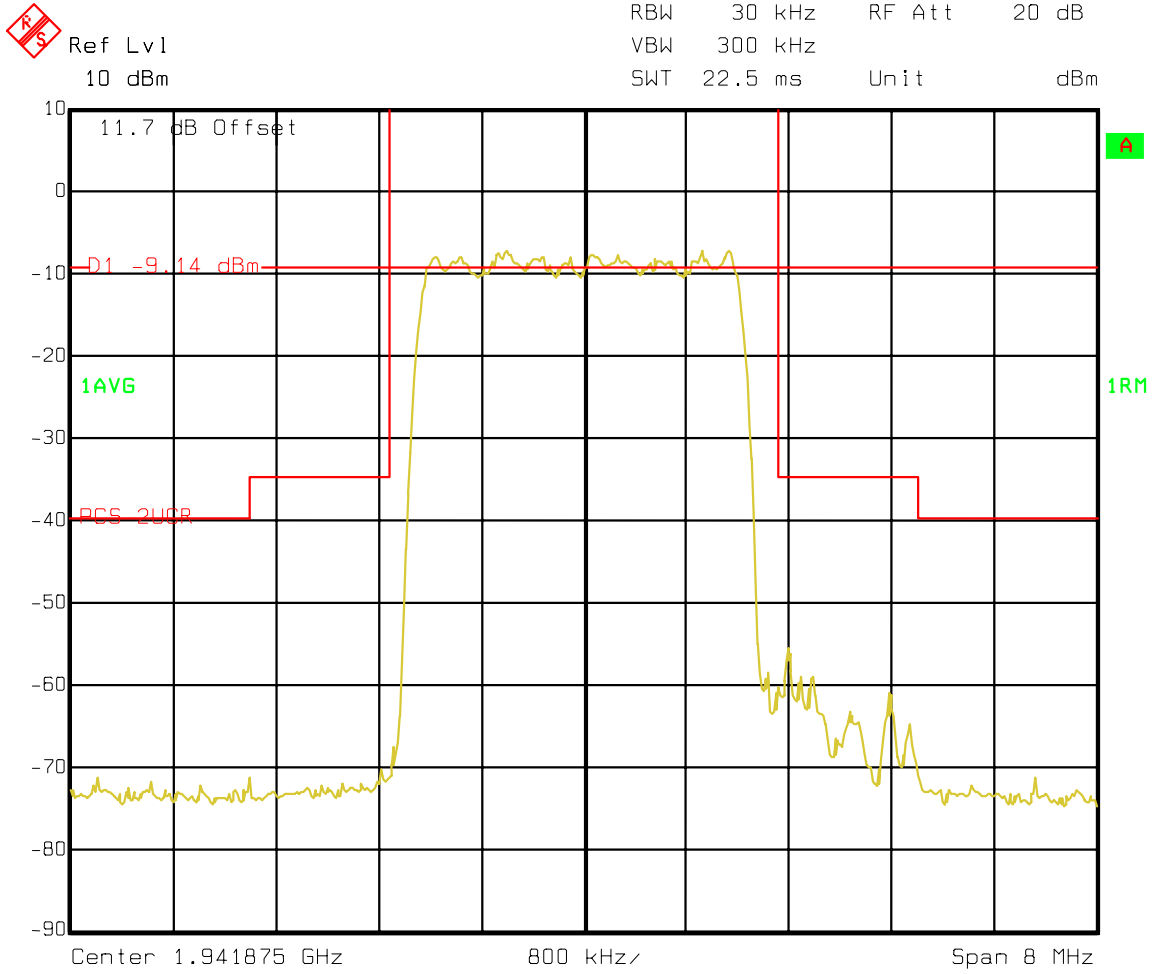
**(1930 – 1945 MHz)**

**Two Carrier**

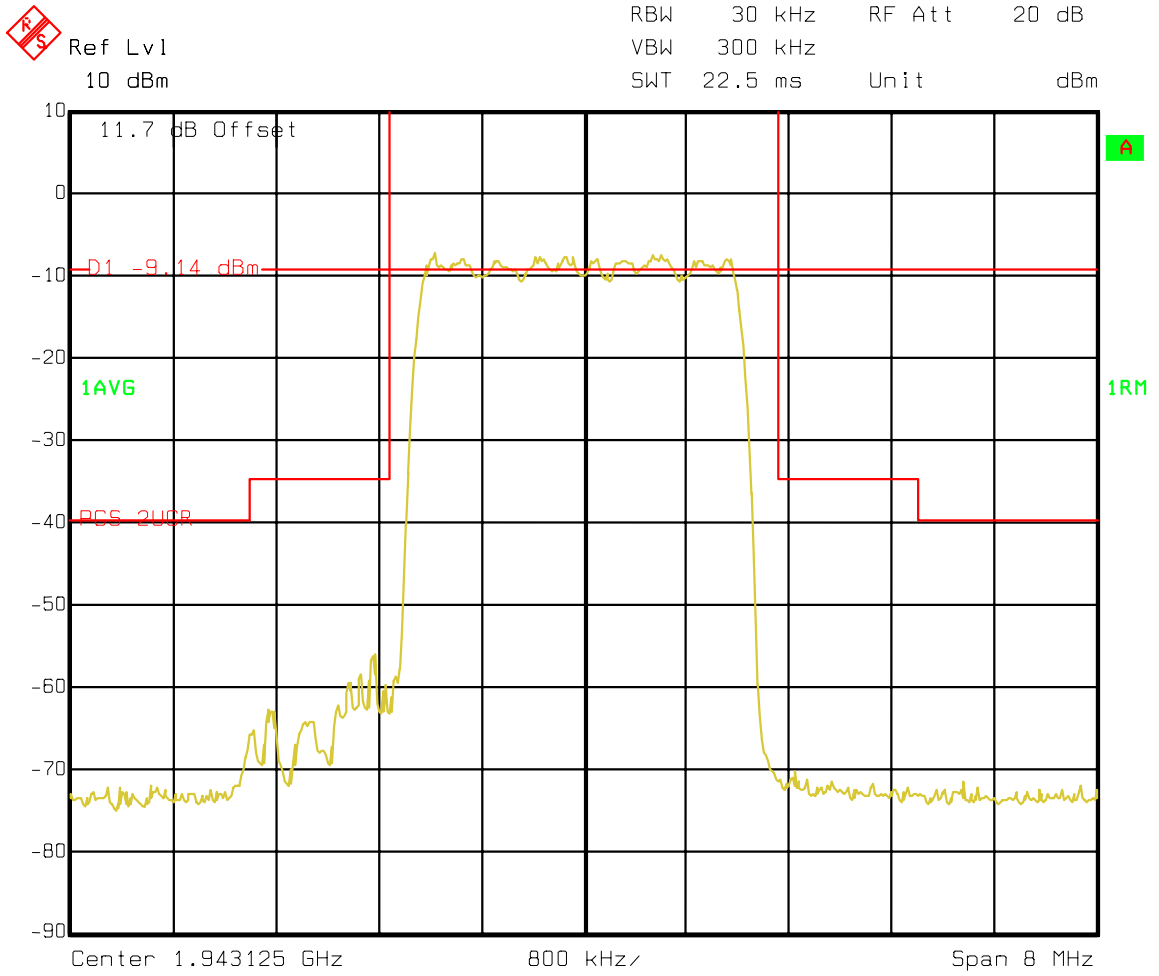
<b>Left Edge</b>	<b>(1931.25, 1932.50) MHz</b>	<b>Channel 25,50</b>
<b>Additional Combination</b>	<b>(1941.25, 1942.50) MHz</b>	<b>Channel 225,250</b>
<b>Right Edge</b>	<b>(1942.50, 1943.75) MHz</b>	<b>Channel 250,275</b>



Title: OCCUPIED BANDWIDTH - UCR. 2G CONFIGURATION.  
Comment A: FLEXENT ONEBTS MODCELL 4.0 OUTDOOR, FCC ID: AS50NEBTS-04  
BLK A, 2 CAR(25,50), RF PWR(6.9dBm/car) COMPOSITE: 10dBm  
Date: 16.SEP.2002 03:53:27



Title: OCCUPIED BANDWIDTH - UCR. 2G CONFIGURATION.  
Comment A: FLEXENT ONEBTS MODCELL 4.0 OUTDOOR, FCC ID: AS50NEBTS-04  
BLK A, 2 CAR(225,250), RF PWR(6.9dBm/car) COMPOSITE: 10dBm  
Date: 16.SEP.2002 03:36:31



Title: OCCUPIED BANDWIDTH - UCR. 2G CONFIGURATION.  
Comment A: FLEXENT ONEBTS MODCELL 4.0 OUTDOOR, FCC ID: AS50NEBTS-04  
BLK A, 2 CAR(250.275), RF PWR(6.9dBm/car) COMPOSITE: 10dBm  
Date: 16.SEP.2002 03:28:02

**OCCUPIED BANDWIDTH**

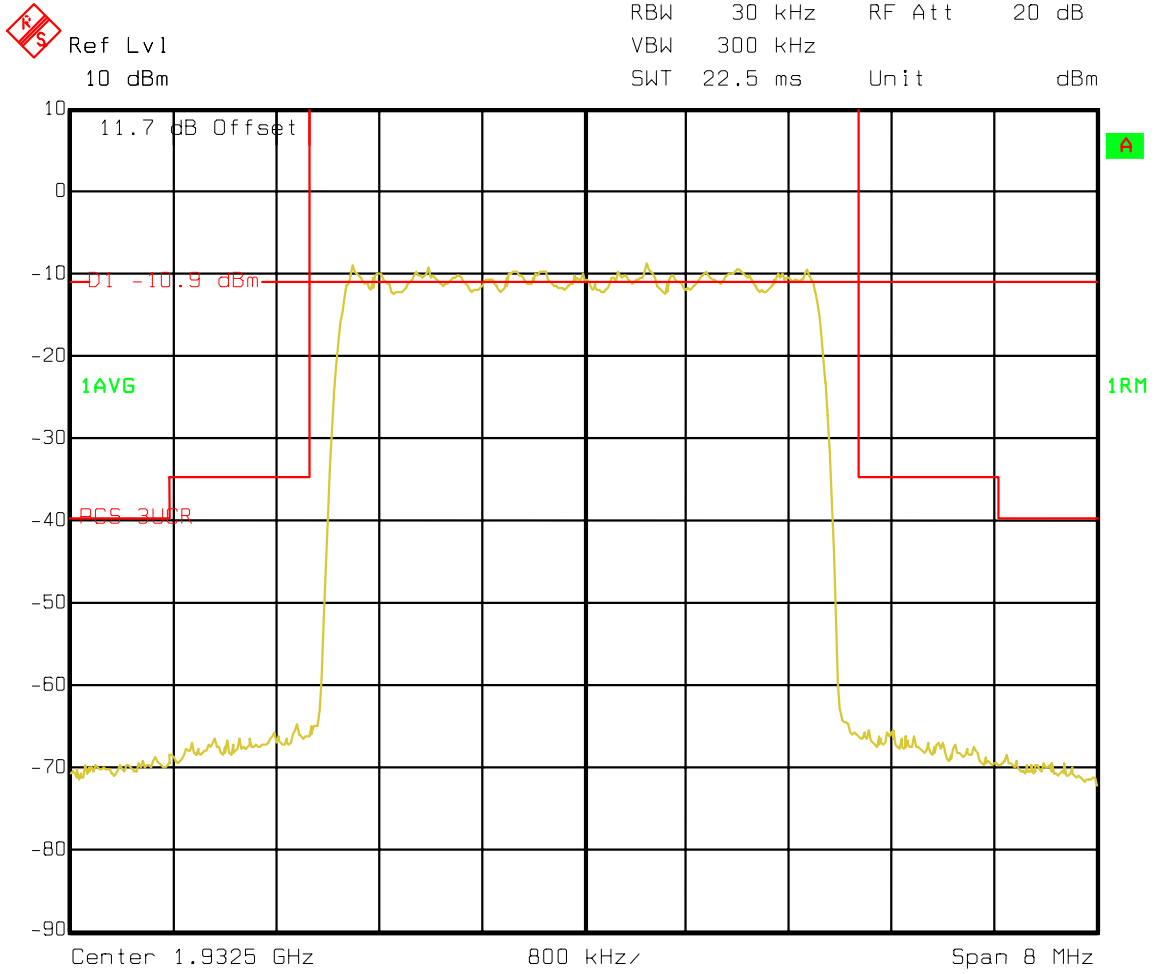
**UCR OUTPUT**

**BLOCK A**

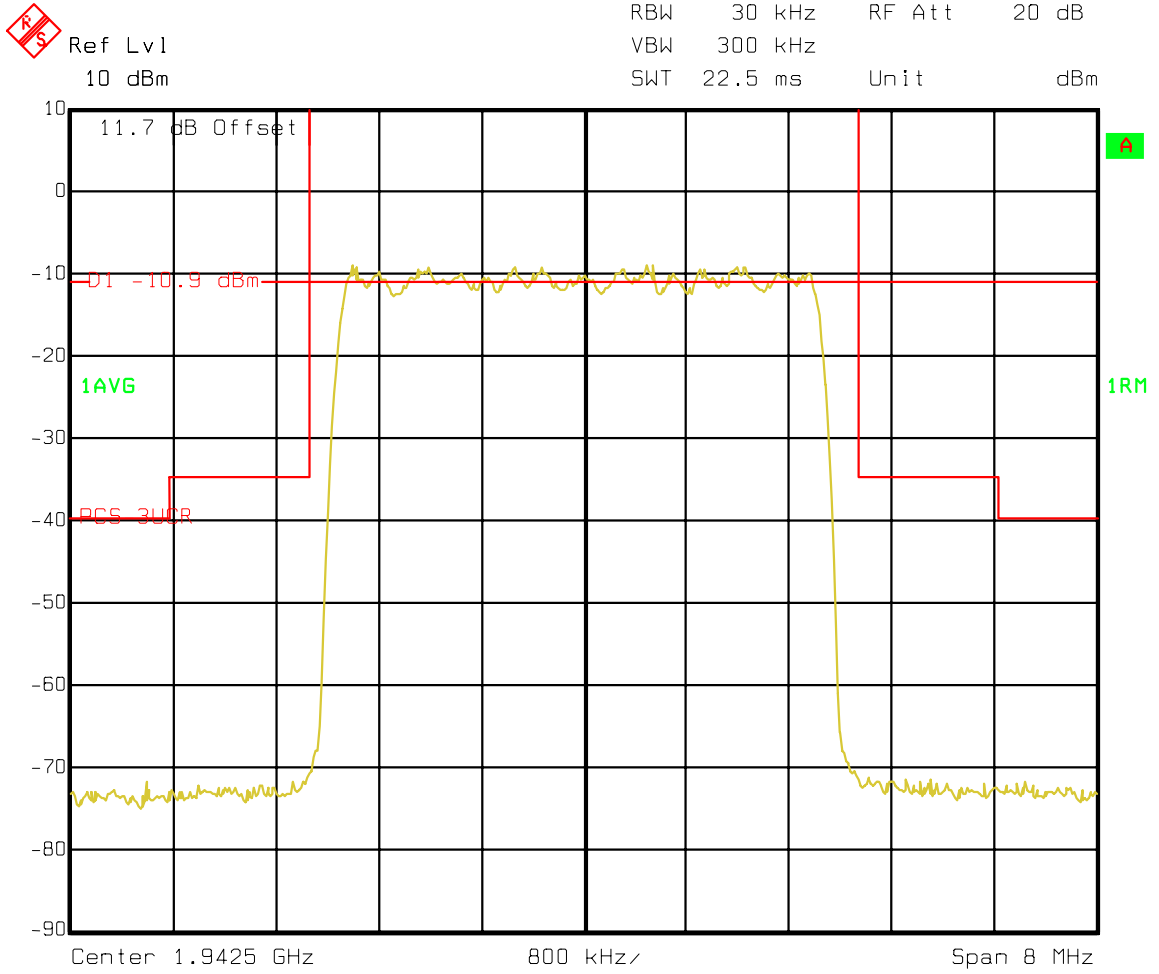
**(1930 – 1945 MHz)**

**Three Carrier**

<b>Left Edge</b>	<b>(1931.25, 1932.50,1933.75) MHz</b>	<b>Channel 25,50,75</b>
<b>Right Edge</b>	<b>(1941.25, 1942.50, 1943.75) MHz</b>	<b>Channel 225,250,275</b>



Title: OCCUPIED BANDWIDTH - UCR. 2G CONFIGURATION.  
Comment A: FLEXENT ONEBTS MODCELL 4.0 OUTDOOR, FCC ID: AS50NEBTS-04  
BLK A, 3 CAR (25, 50, 75), RF PWR (5.2 dBm/car) COMPOSITE: 10 dBm  
Date: 16.SEP.2002 03:45:13



Title: OCCUPIED BANDWIDTH - UCR. 2G CONFIGURATION.  
Comment A: FLEXENT ONEBTS MODCELL 4.0 OUTDOOR, FCC ID: AS50NEBTS-04  
BLK A,3 CAR(225,250.275), RF PWR(5.2dBm/car) COMPOSITE: 10dBm  
Date: 16.SEP.2002 03:12:38



**OCCUPIED BANDWIDTH**

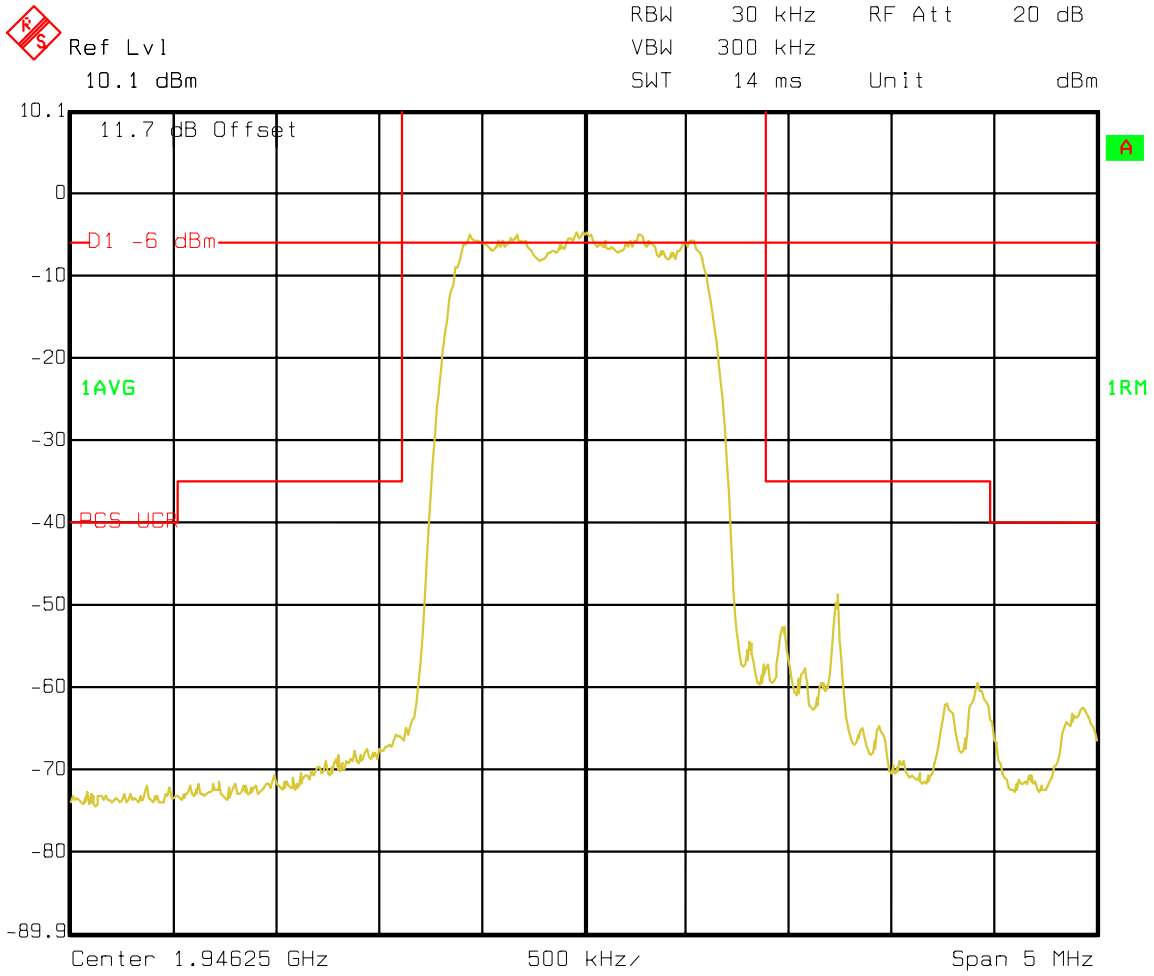
**UCR OUTPUT**

**BLOCK D**

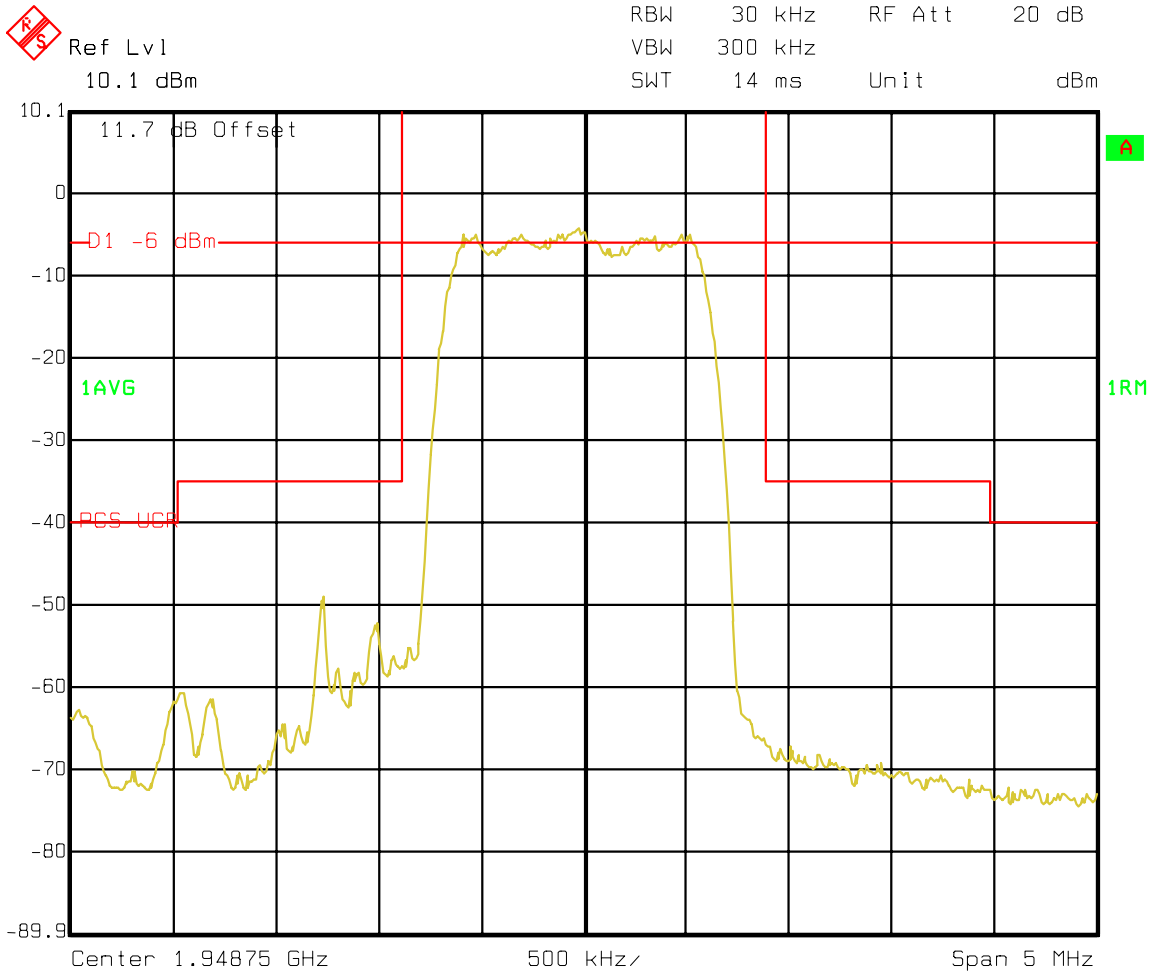
**(1945 – 1950 MHz)**

**Single Carrier**

<b>Left Edge</b>	<b>1946.25 MHz</b>	<b>Channel 325</b>
<b>Right Edge</b>	<b>1948.75 MHz</b>	<b>Channel 375</b>



Title: OCCUPIED BANDWIDTH - UCR. 2G CONFIGURATION.  
Comment A: FLEXENT ONEBTS MODCELL 4.0 OUTDOOR, FCC ID: AS50NEBTS-04  
BLOCK D, CHANNEL 325, RF POWER OUTPUT 10.1dBm  
Date: 16.SEP.2002 04:15:37



Title: OCCUPIED BANDWIDTH - UCR. 2G CONFIGURATION.  
Comment A: FLEXENT ONEBTS MODCELL 4.0 OUTDOOR, FCC ID: AS50NEBTS-04  
BLOCK D, CHANNEL 375, RF POWER OUTPUT 10.1dBm  
Date: 16.SEP.2002 04:18:20

**OCCUPIED BANDWIDTH**

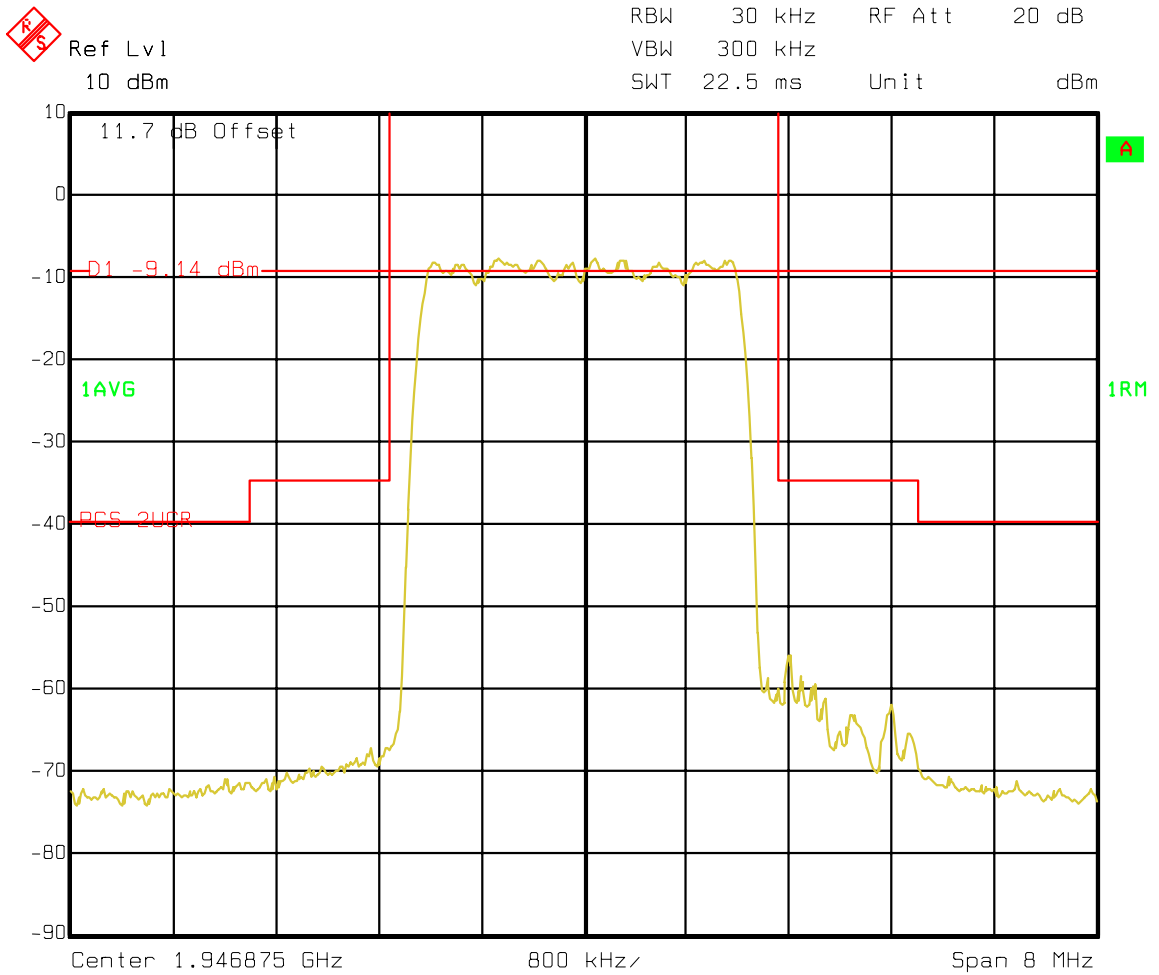
**UCR OUTPUT**

**BLOCK D**

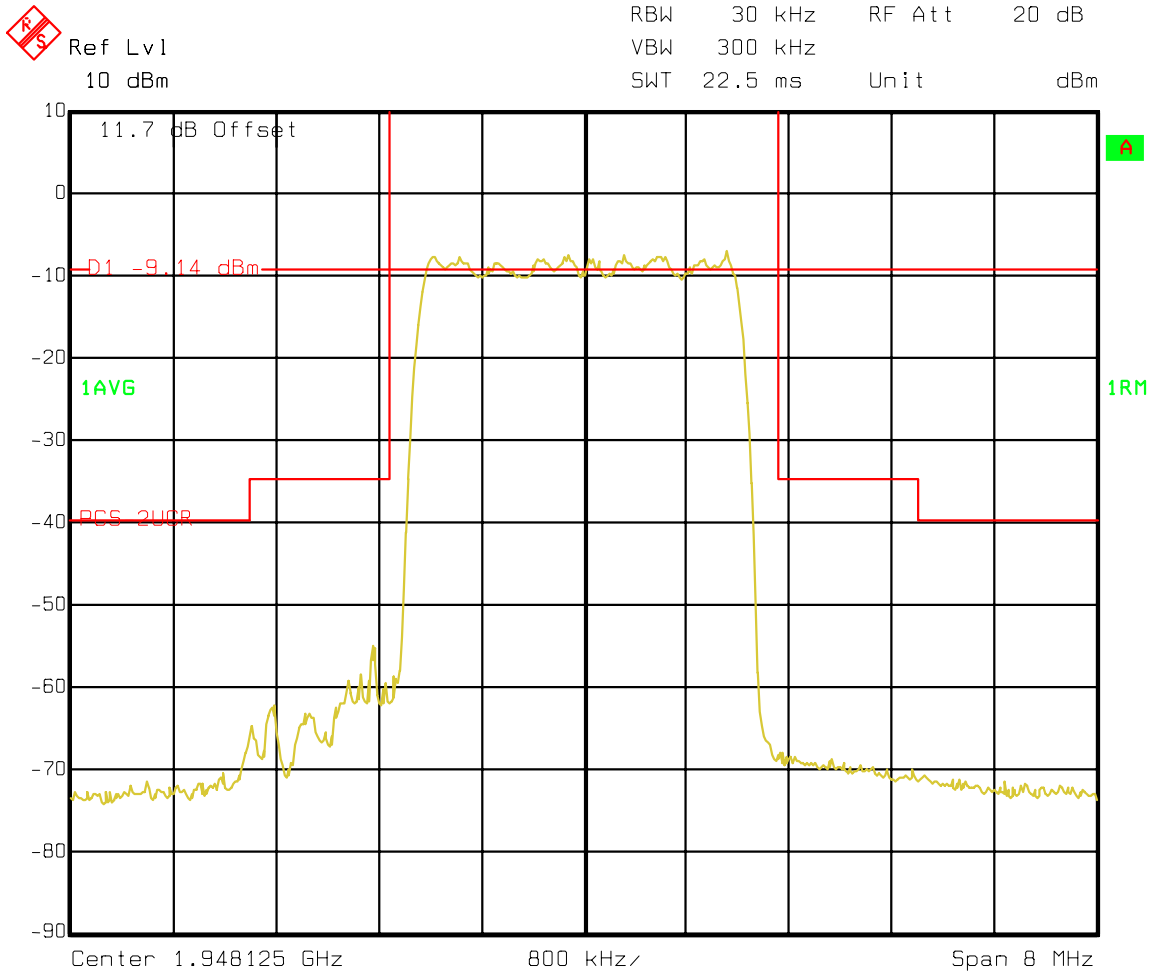
**(1945 – 1950 MHz)**

**Two Carrier**

<b>Left Edge</b>	<b>(1946.25, 1947.50) MHz</b>	<b>Channel 325,350</b>
<b>Right Edge</b>	<b>(1947.50, 1948.75) MHz</b>	<b>Channel 350,375</b>



Title: OCCUPIED BANDWIDTH - UCR, 2G CONFIGURATION.  
Comment A: FLEXENT ONEBTS MODCELL 4.0 OUTDOOR, FCC ID: AS50NEBTS-04  
BLK D, 2 CAR(325,350), RF PWR(6.9dBm/car) COMPOSITE: 10dBm  
Date: 16.SEP.2002 02:59:38



Title: OCCUPIED BANDWIDTH - UCR. 2G CONFIGURATION.  
Comment A: FLEXENT ONEBTS MODCELL 4.0 OUTDOOR, FCC ID: AS50NEBTS-04  
BLK D, 2 CAR (350, 375), RF PWR (6.9 dBm/car) COMPOSITE: 10 dBm  
Date: 16.SEP.2002 02:50:15

**OCCUPIED BANDWIDTH**

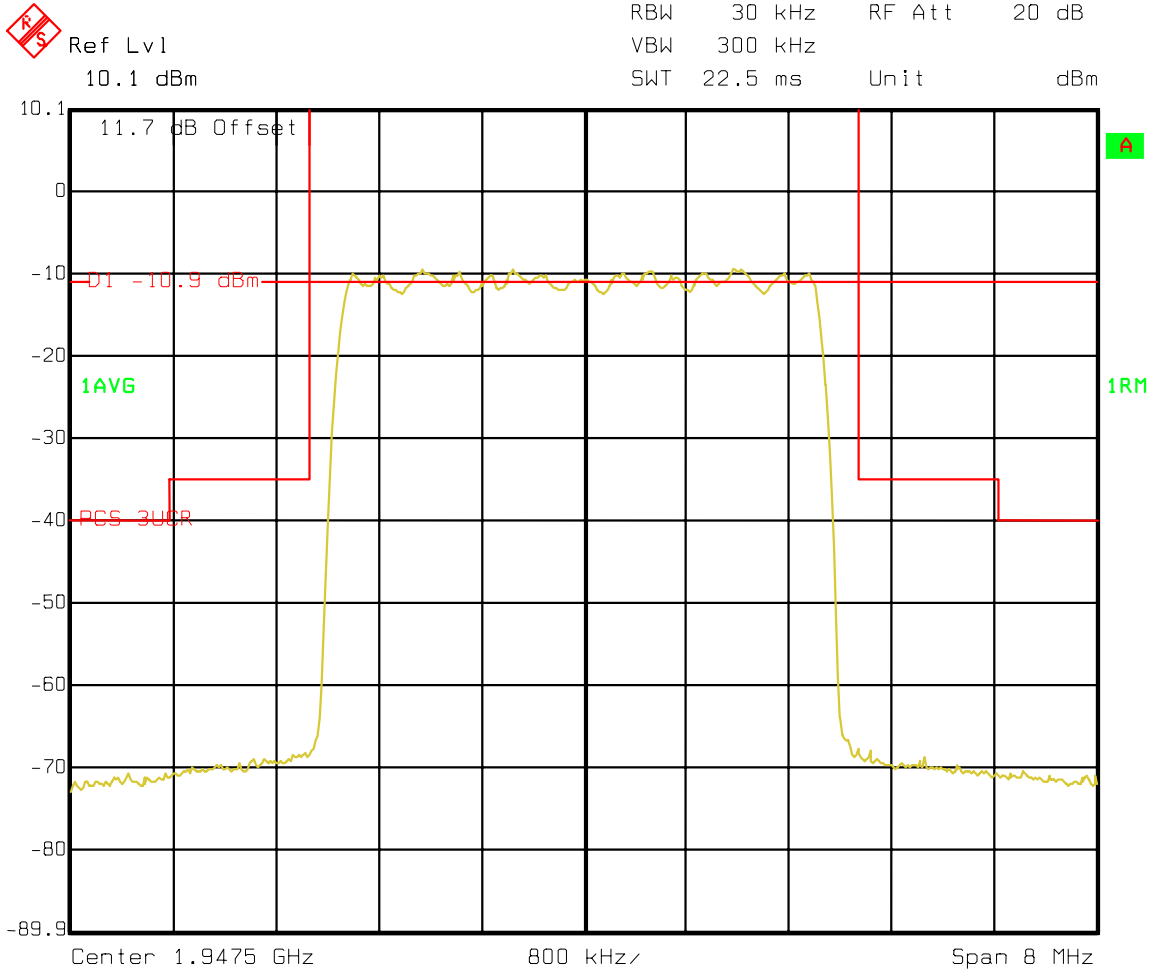
**UCR OUTPUT**

**BLOCK D**

**(1945 – 1950 MHz)**

**Three Carrier**

<b>(Left, Center, Right) Entire D Block</b>	<b>(1946.25, 1947.50, 1948.75) MHz</b>	<b>Channel 325, 350, 375</b>
---	--	------------------------------



Title: OCCUPIED BANDWIDTH - UCR. 2G CONFIGURATION.  
Comment A: FLEXENT ONEBTS MODCELL 4.0 OUTDOOR, FCC ID: AS50NEBTS-04  
BLK D,3 CAR(325,350,375), RF PWR(5.2dBm/car) COMPOSITE: 10dBm  
Date: 16.SEP.2002 02:21:16



**OCCUPIED BANDWIDTH**

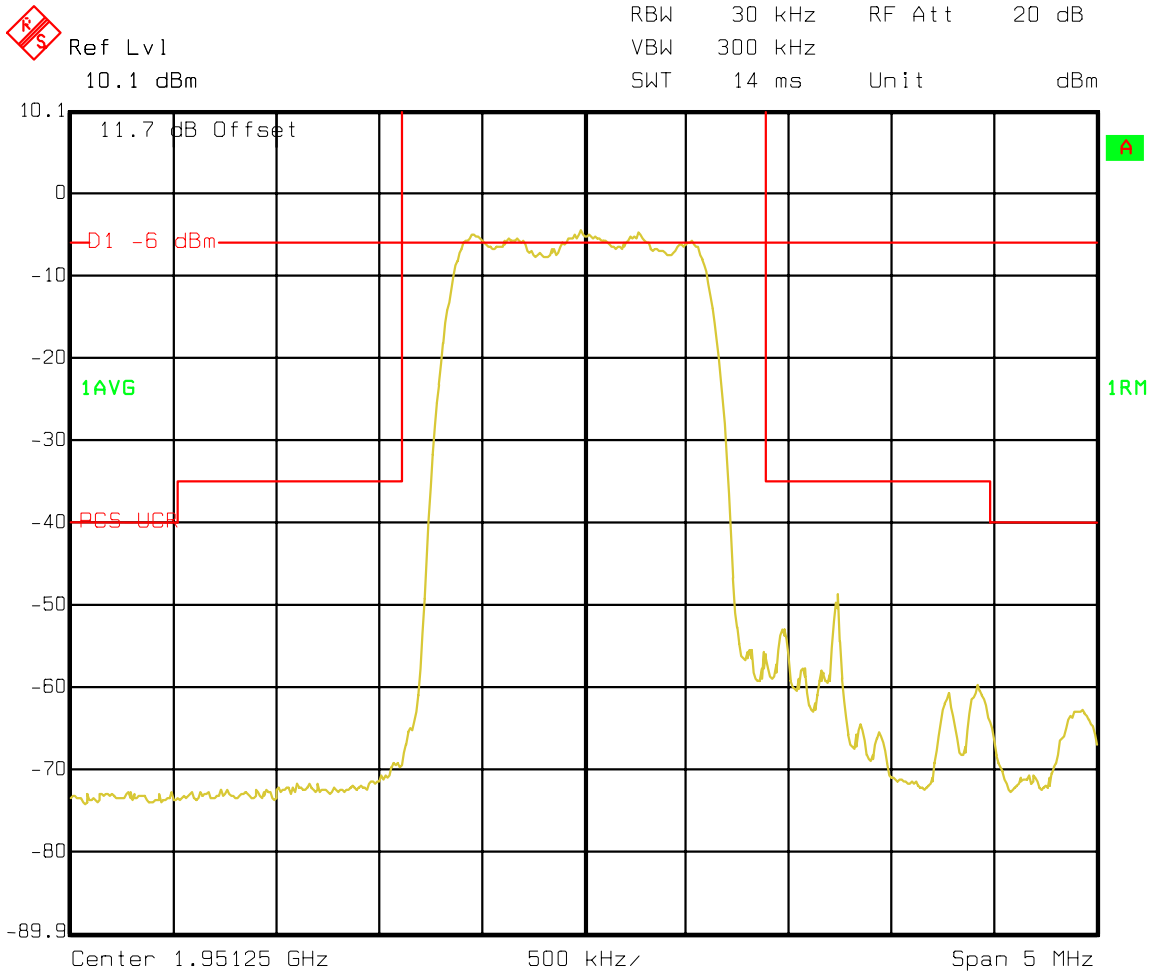
**UCR OUTPUT**

**BLOCK B**

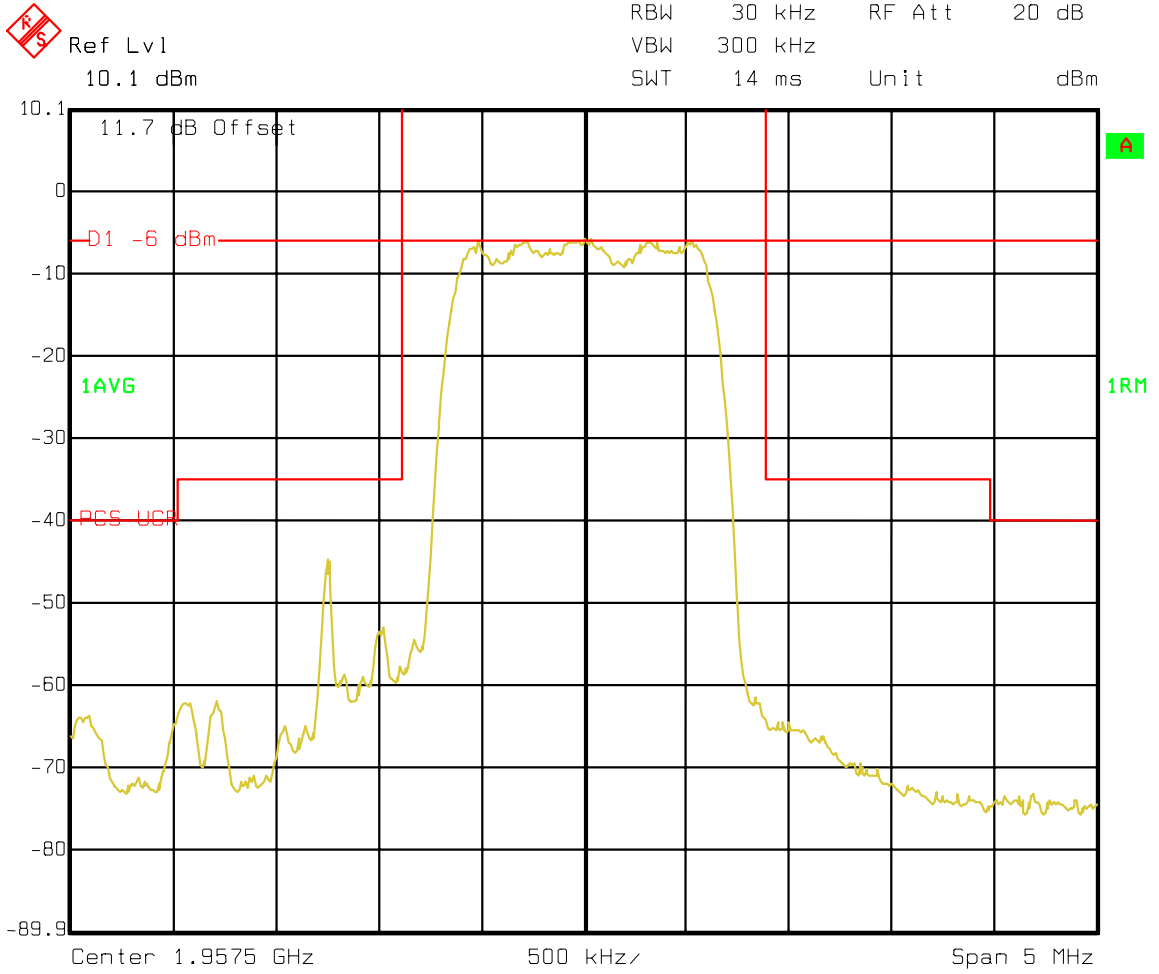
**(1950 – 1965 MHz)**

**Single Carrier**

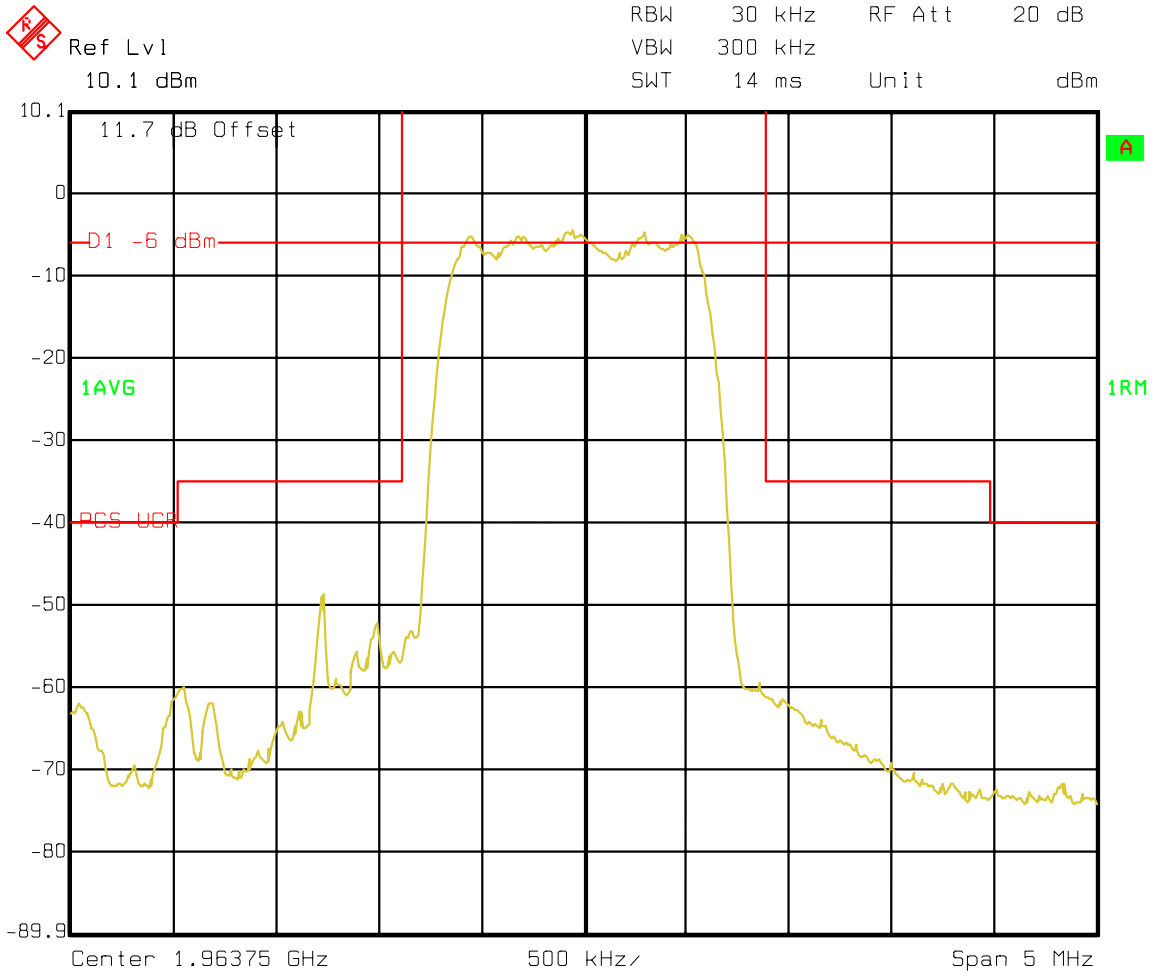
<b>Left Edge</b>	<b>1951.25 MHz</b>	<b>Channel 425</b>
<b>Center</b>	<b>1957.50 MHz</b>	<b>Channel 550</b>
<b>Right Edge</b>	<b>1963.75 MHz</b>	<b>Channel 675</b>



Title: OCCUPIED BANDWIDTH - UCR. 2G CONFIGURATION.  
Comment A: FLEXENT ONEBTS MODCELL 4.0 OUTDOOR, FCC ID: AS50NEBTS-04  
BLOCK B, CHANNEL 425, RF POWER OUTPUT 10.1 dBm  
Date: 16.SEP.2002 01:42:18



Title: OCCUPIED BANDWIDTH - UCR  
Comment A: FLEXENT ONEBTS MODCELL R4.0 OUTDOOR, FCC ID: AS50NEBTS-04  
CHANNEL 550, RF POWER OUTPUT 10.1 dBm  
Date: 28.AUG.2002 14:32:17



Title: OCCUPIED BANDWIDTH - UCR. 2G CONFIGURATION.  
Comment A: FLEXENT ONEBTS MODCELL 4.0 OUTDOOR, FCC ID: AS50NEBTS-04  
BLOCK B, CHANNEL 675, RF POWER OUTPUT 10.1 dBm  
Date: 16.SEP.2002 01:44:07

**OCCUPIED BANDWIDTH**

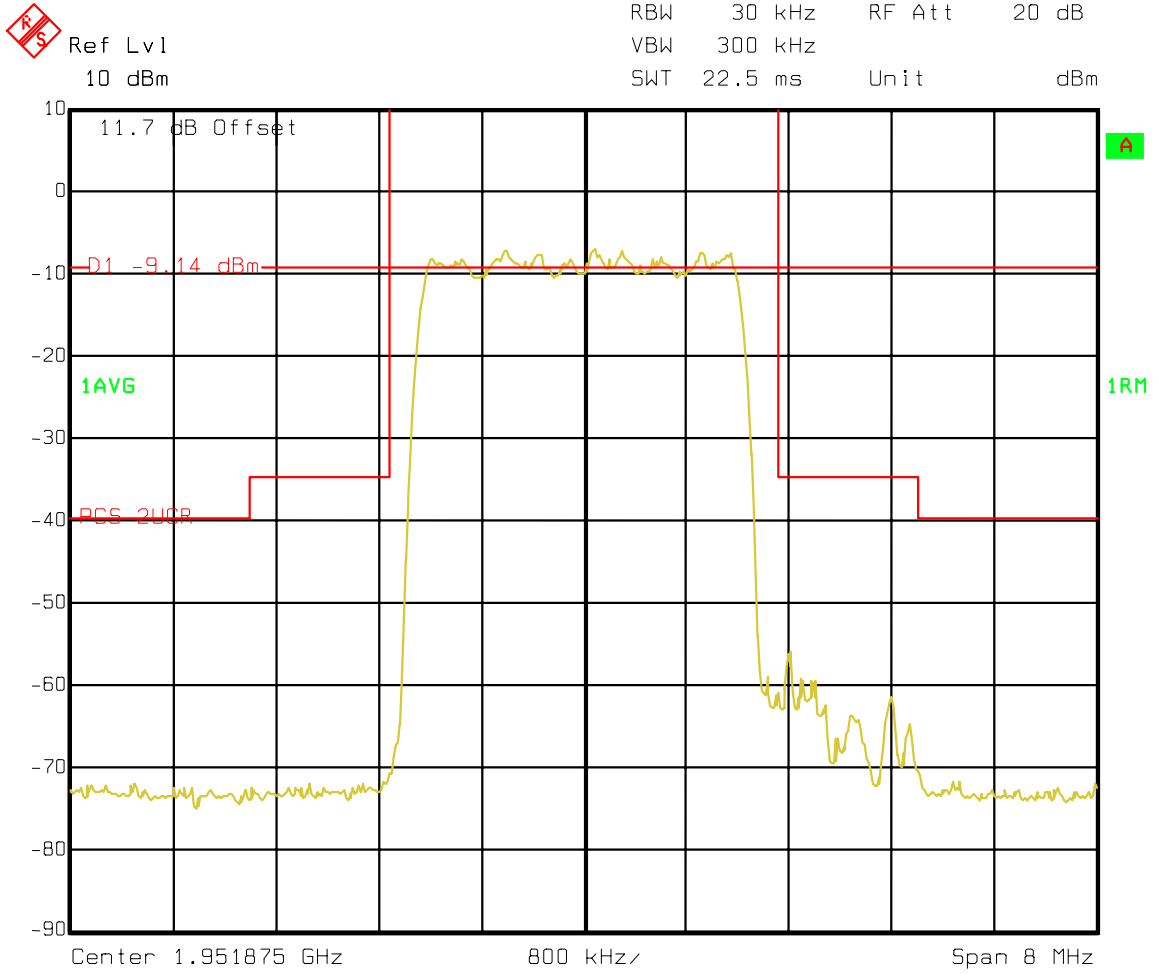
**UCR OUTPUT**

**BLOCK B**

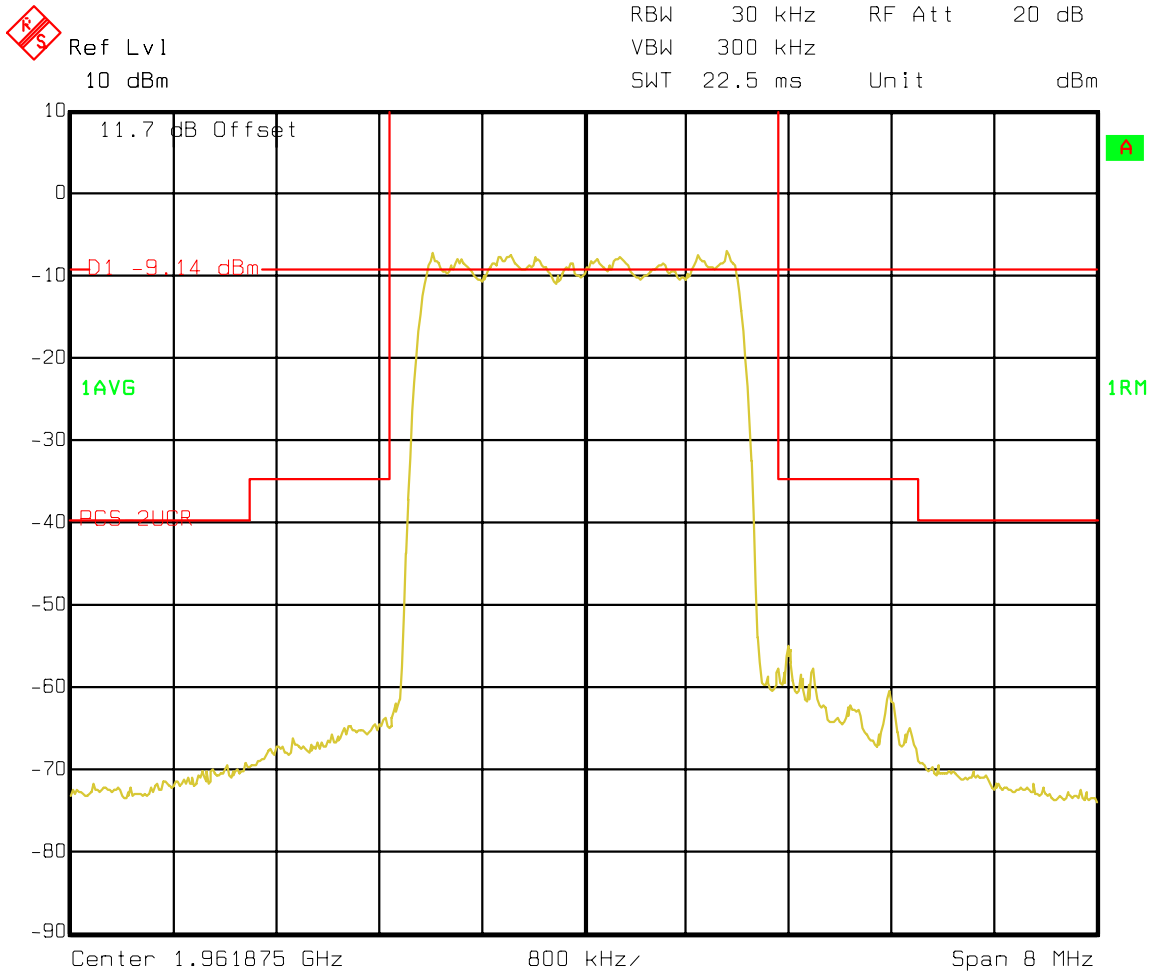
**(1950 – 1965 MHz)**

**Two Carrier**

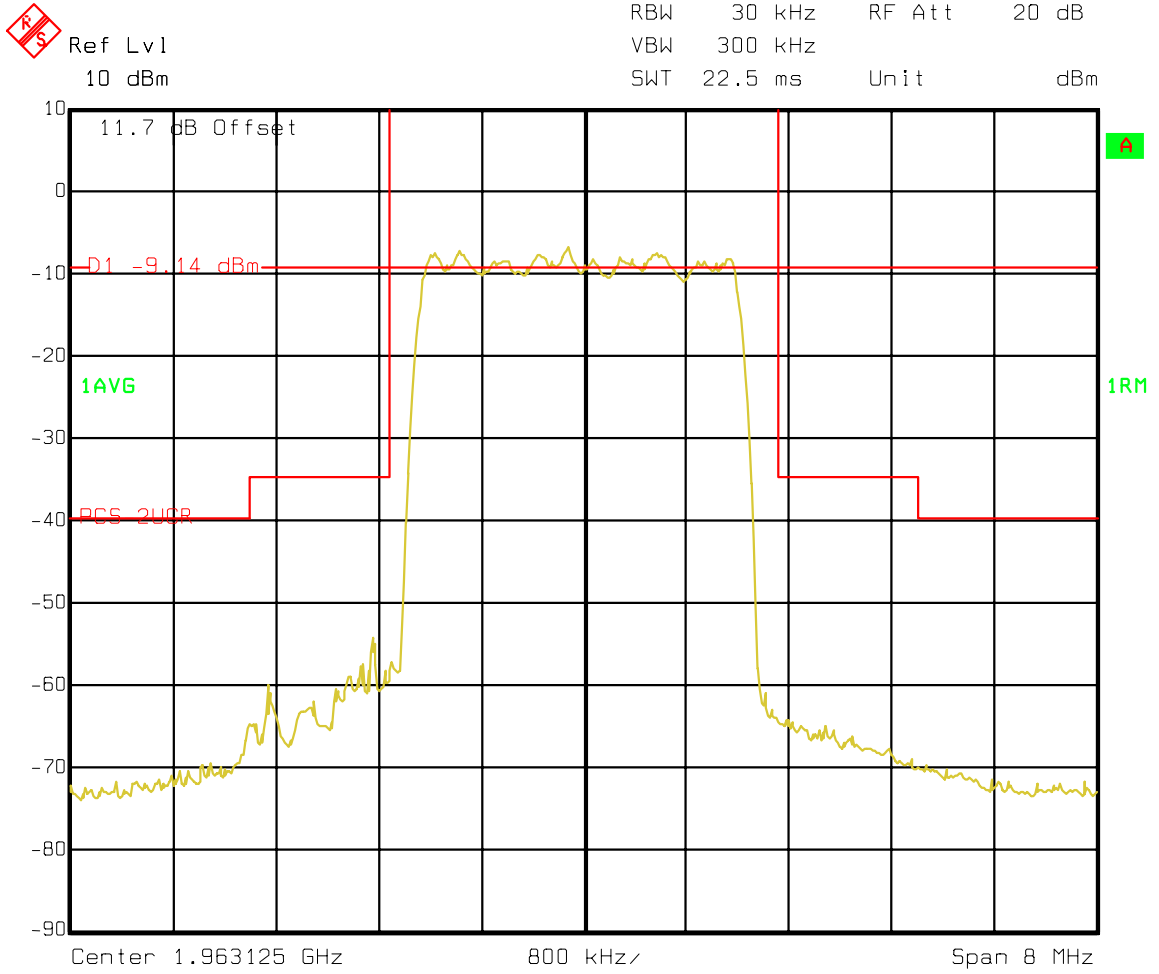
<b>Left Edge</b>	<b>(1951.25, 1952.50) MHz</b>	<b>Channel 425,450</b>
<b>Additional Combination</b>	<b>(1961.25, 1962.50) MHz</b>	<b>Channel 625,650</b>
<b>Right Edge</b>	<b>(1962.50, 1963.75) MHz</b>	<b>Channel 650,675</b>



Title: OCCUPIED BANDWIDTH - UCR. 2G CONFIGURATION.  
Comment A: FLEXENT ONEBTS MODCELL 4.0 OUTDOOR, FCC ID: AS50NEBTS-04  
BLK B, 2 CAR(425,450), RF PWR(6.9dBm/car) COMPOSITE: 10dBm  
Date: 15.SEP.2002 23:46:53



Title: OCCUPIED BANDWIDTH - UCR. 2G CONFIGURATION.  
Comment A: FLEXENT ONEBTS MODCELL 4.0 OUTDOOR, FCC ID: AS50NEBTS-04  
BLK B, 2 CAR(625,650), RF PWR(6.9dBm/car) COMPOSITE: 10dBm  
Date: 15.SEP.2002 23:23:31



Title: OCCUPIED BANDWIDTH - UCR. 2G CONFIGURATION.  
Comment A: FLEXENT ONEBTS MODCELL 4.0 OUTDOOR, FCC ID: AS50NEBTS-04  
BLK B, 2 CAR (650, 675), RF PWR (7dBm/car) COMPOSITE: 10dBm  
Date: 15.SEP.2002 23:12:27



**OCCUPIED BANDWIDTH**

**UCR OUTPUT**

**BLOCK B**

**(1950 – 1965 MHz)**

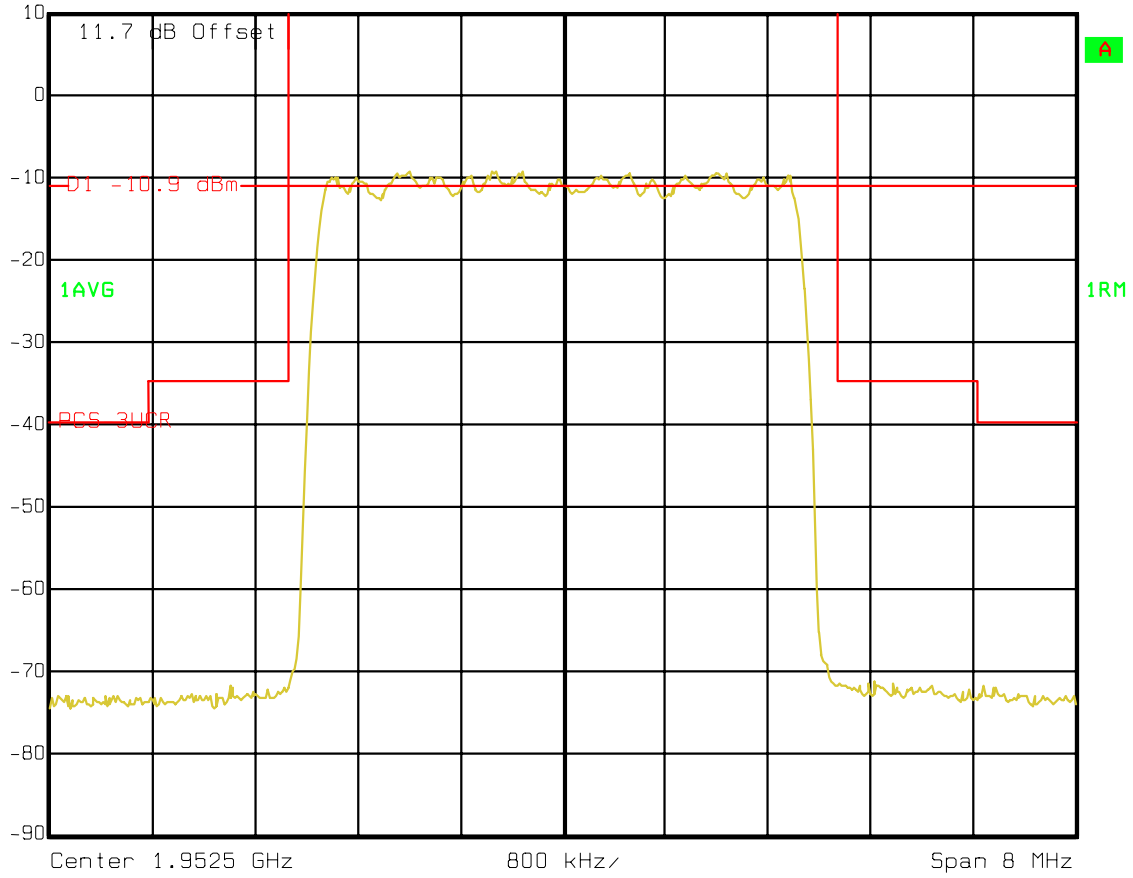
**Three Carrier**

<b>Left Edge</b>	<b>(1951.25, 1952.50, 1953.75) MHz</b>	<b>Channel 425,450,475</b>
<b>Right Edge</b>	<b>(1961.25, 1962.50, 1963.75) MHz</b>	<b>Channel 625,650,675</b>

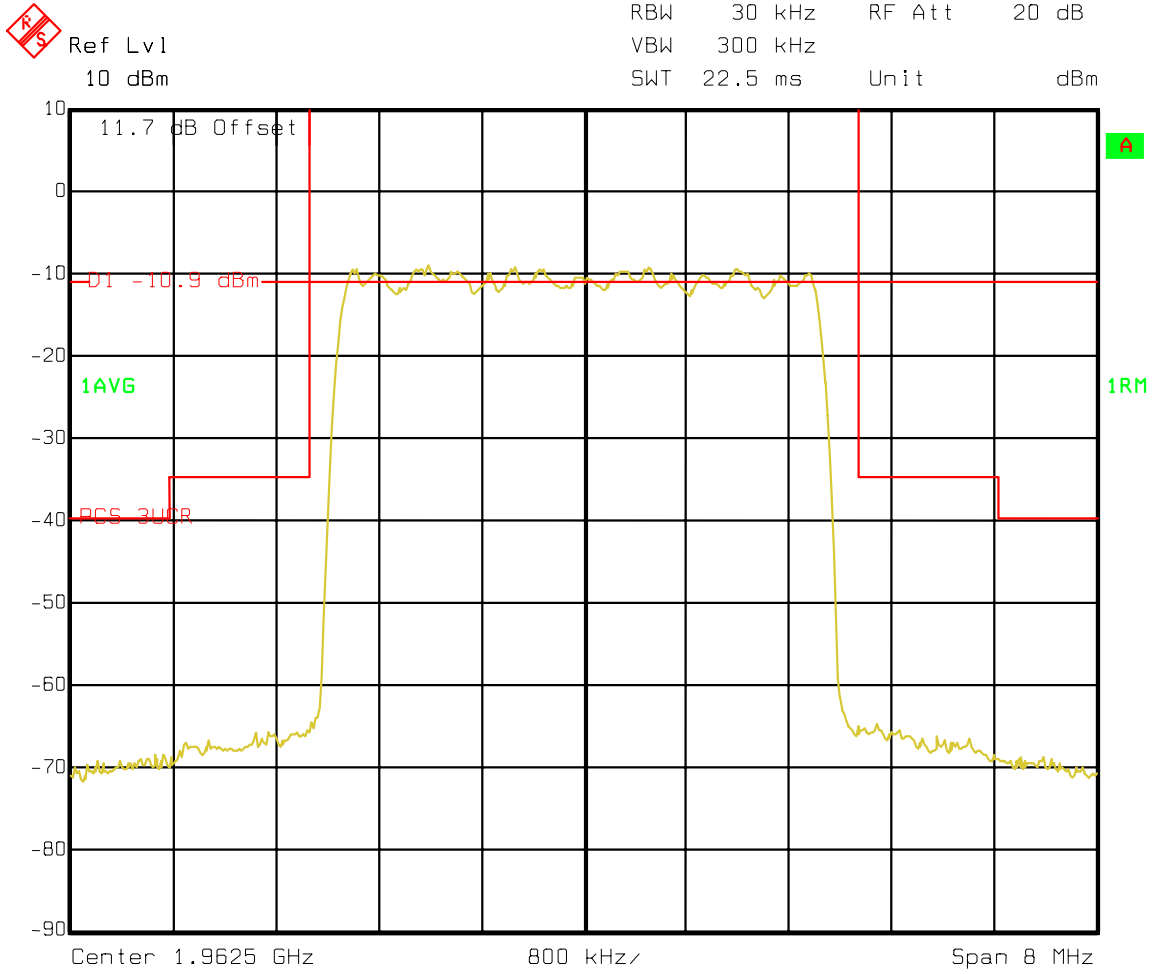


Ref Lvl  
10 dBm

RBW 30 kHz RF Att 20 dB  
VBW 300 kHz  
SWT 22.5 ms Unit dBm



Title: OCCUPIED BANDWIDTH - UCR. 2G CONFIGURATION.  
Comment A: FLEXENT ONEBTS MODCELL 4.0 OUTDOOR, FCC ID: AS50NEBTS-04  
BLK B,3 CAR(425,450,475), RF PWR(5.2dBm/car) COMPOSITE: 10dBm  
Date: 15.SEP.2002 23:28:19



Title: OCCUPIED BANDWIDTH - UCR. 2G CONFIGURATION.  
Comment A: FLEXENT ONEBTS MODCELL 4.0 OUTDOOR, FCC ID: AS50NEBTS-04  
BLK B,3 CAR(625,650,675), RF PWR(5.3dBm/car) COMPOSITE: 10dBm  
Date: 15.SEP.2002 22:45:48

**OCCUPIED BANDWIDTH**

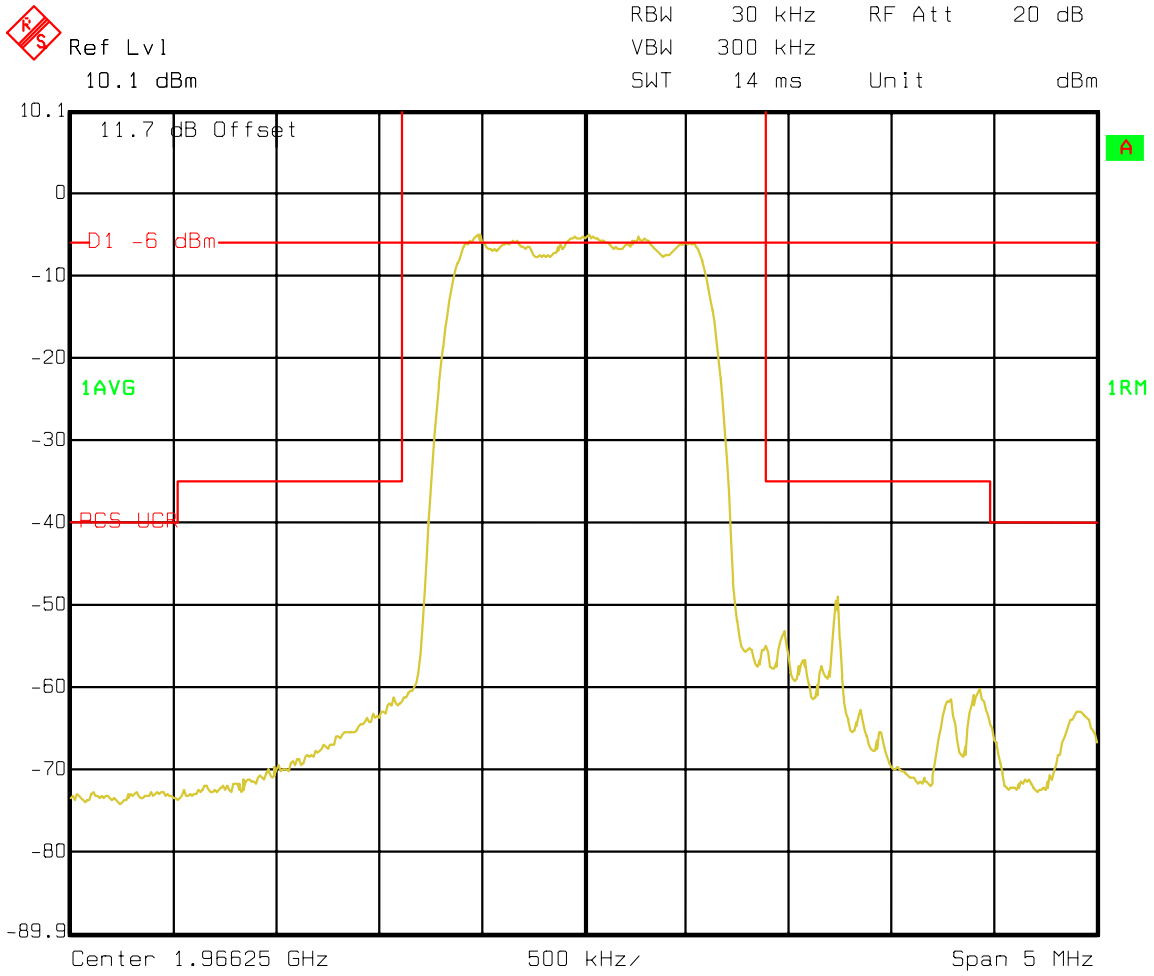
**UCR OUTPUT**

**BLOCK E**

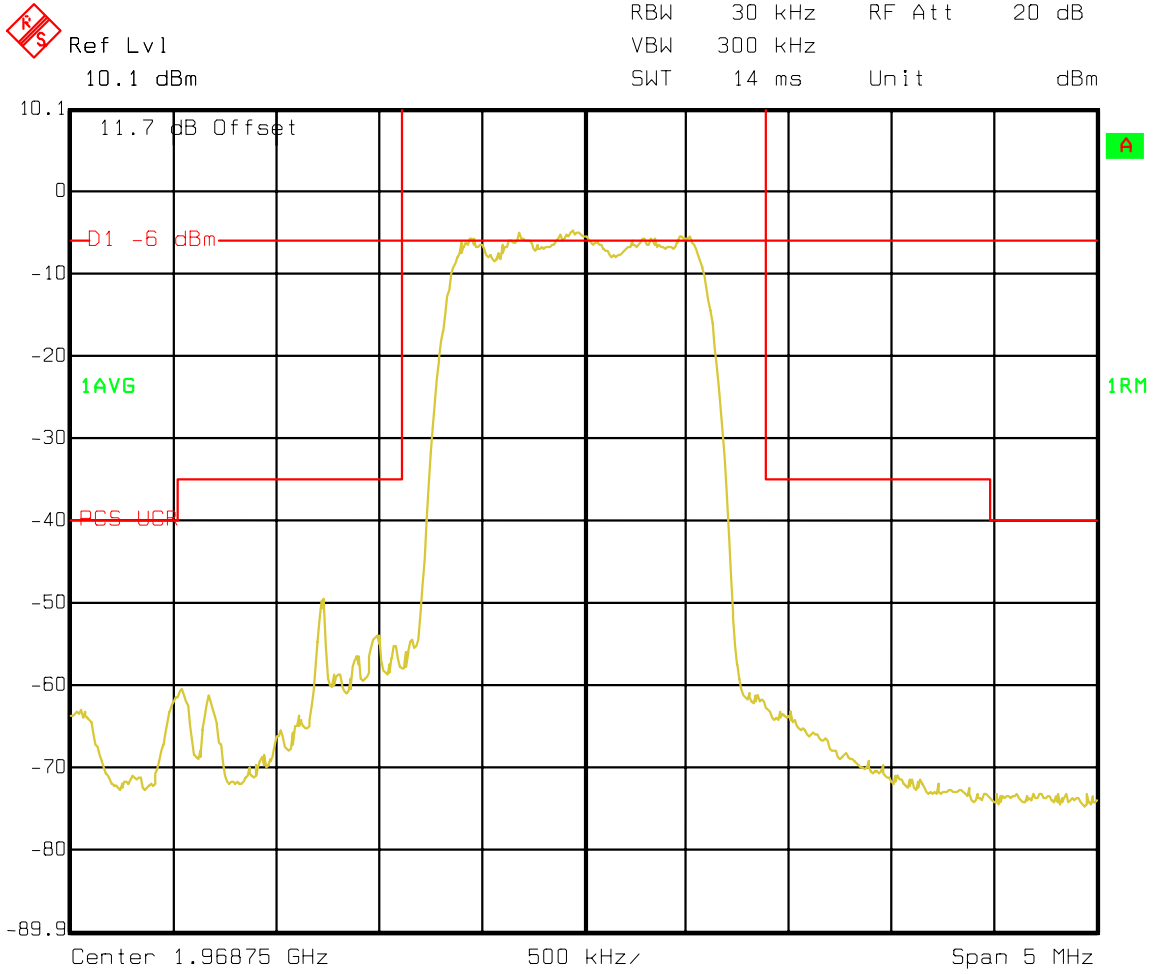
**(1965 – 1970 MHz)**

**Single Carrier**

<b>Left Edge</b>	<b>1966.25 MHz</b>	<b>Channel 725</b>
<b>Right Edge</b>	<b>1968.75 MHz</b>	<b>Channel 775</b>



Title: OCCUPIED BANDWIDTH - UCR. 2G CONFIGURATION.  
Comment A: FLEXENT ONEBTS MODCELL 4.0 OUTDOOR, FCC ID: AS50NEBTS-04  
BLOCK E, CHANNEL 725, RF POWER OUTPUT 10.1 dBm  
Date: 16.SEP.2002 01:58:33



Title: OCCUPIED BANDWIDTH - UCR. 2G CONFIGURATION.  
Comment A: FLEXENT ONEBTS MODCELL 4.0 OUTDOOR, FCC ID: AS50NEBTS-04  
BLOCK E, CHANNEL 775, RF POWER OUTPUT 10.1 dBm  
Date: 16.SEP.2002 02:01:46

**OCCUPIED BANDWIDTH**

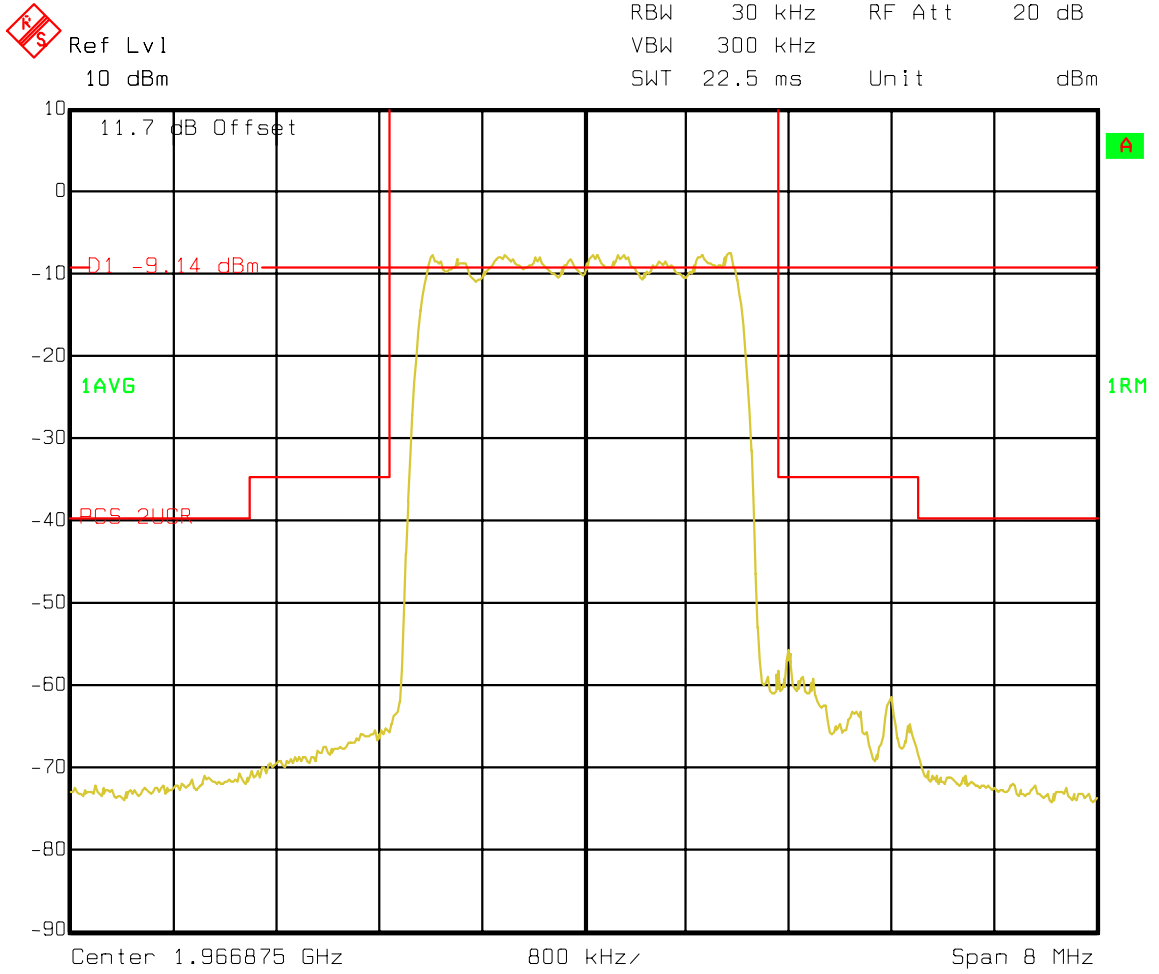
**UCR OUTPUT**

**BLOCK E**

**(1965 – 1970 MHz)**

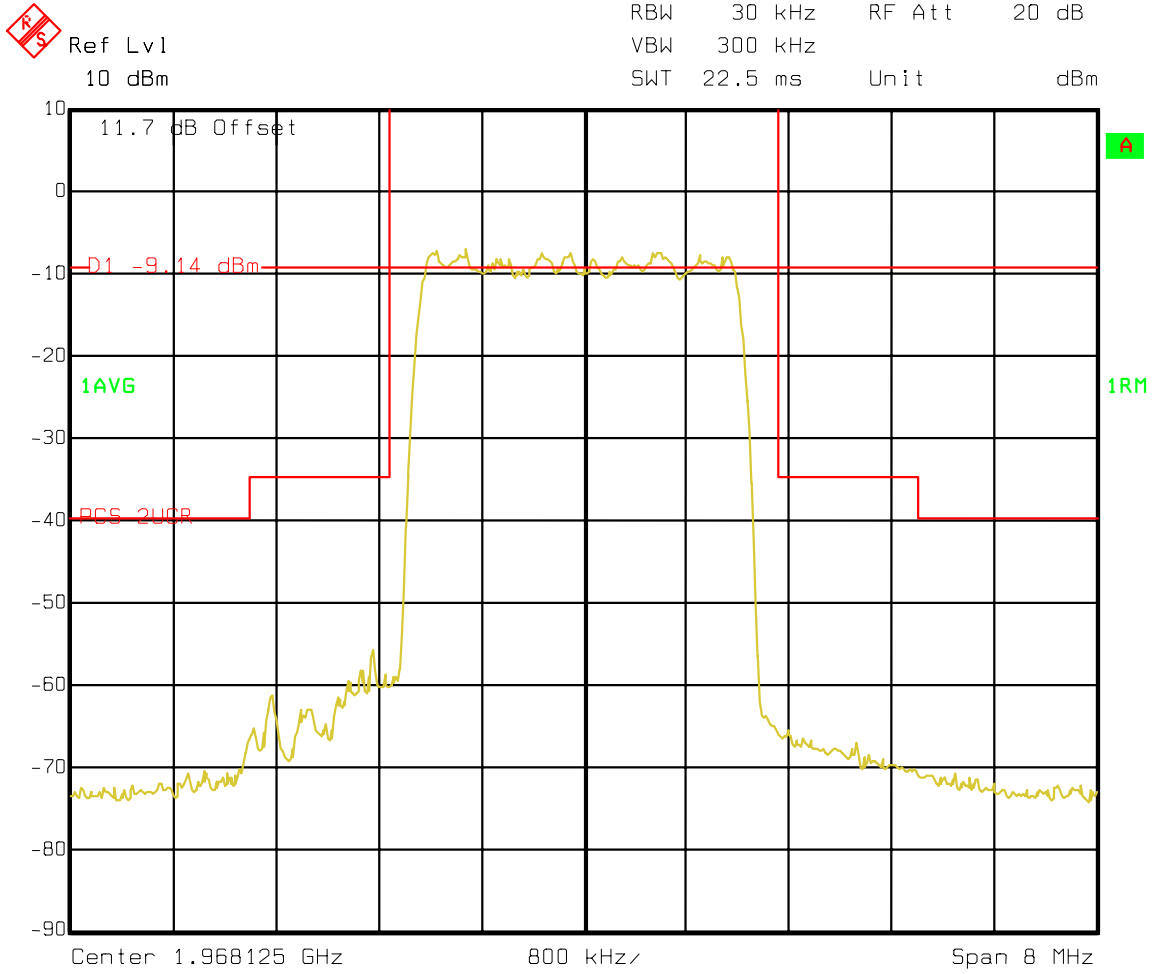
Two Carrier

<b>Left Edge</b>	<b>(1966.25, 1967.50) MHz</b>	<b>Channel 725,750</b>
<b>Right Edge</b>	<b>(1967.50, 1968.75) MHz</b>	<b>Channel 750,775</b>



Title: OCCUPIED BANDWIDTH - UCR. 2G CONFIGURATION.  
Comment A: FLEXENT ONEBTS MODCELL 4.0 OUTDOOR, FCC ID: AS50NEBTS-04  
BLK E, 2 CAR (725, 750), RF PWR (7dBm/car) COMPOSITE: 10dBm  
Date: 15.SEP.2002 22:35:50





Title: OCCUPIED BANDWIDTH - UCR. 2G CONFIGURATION.  
Comment A: FLEXENT ONEBTS MODCELL 4.0 OUTDOOR, FCC ID: AS50NEBTS-04  
BLK E, 2 CAR (750, 775), RF PWR (7dBm/car) COMPOSITE: 10dBm  
Date: 15.SEP.2002 22:27:51

**OCCUPIED BANDWIDTH**

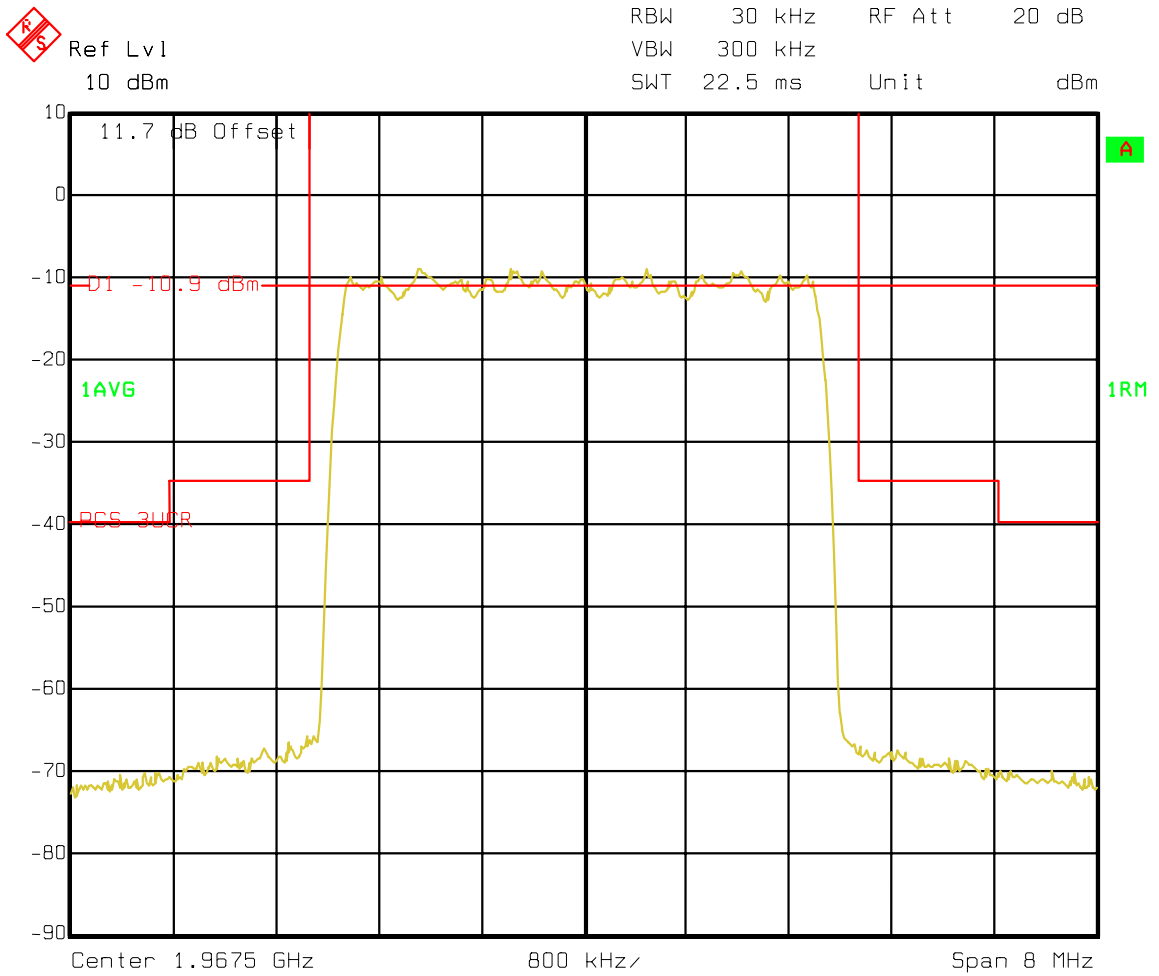
**UCR OUTPUT**

**BLOCK E**

**(1965 – 1970 MHz)**

**Three Carrier**

<b>(Left, Center, Right) Entire E Block</b>	<b>(1966.25, 1967.50, 1968.75) MHz</b>	<b>Channel 725, 750, 775</b>
---	--	------------------------------



Title: OCCUPIED BANDWIDTH - UCR. 2G CONFIGURATION.  
Comment A: FLEXENT ONEBTS MODCELL 4.0 OUTDOOR, FCC ID: AS50NEBTS-04  
BLK E, 3 CAR (725, 750, 775), RF PWR (5.3dBm/car) COMPOSITE: 10dBm  
Date: 15.SEP.2002 21:57:14

**OCCUPIED BANDWIDTH**

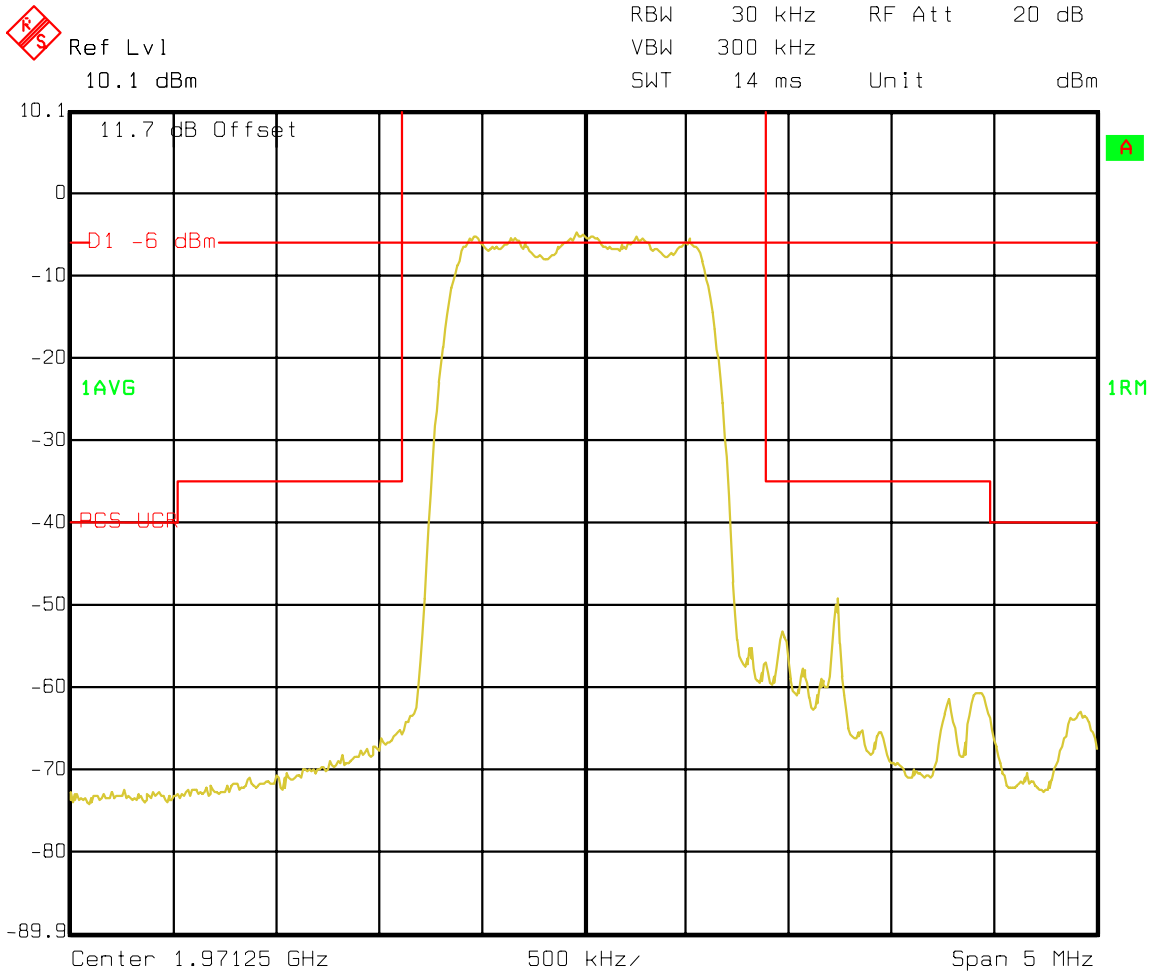
**UCR OUTPUT**

**BLOCK F**

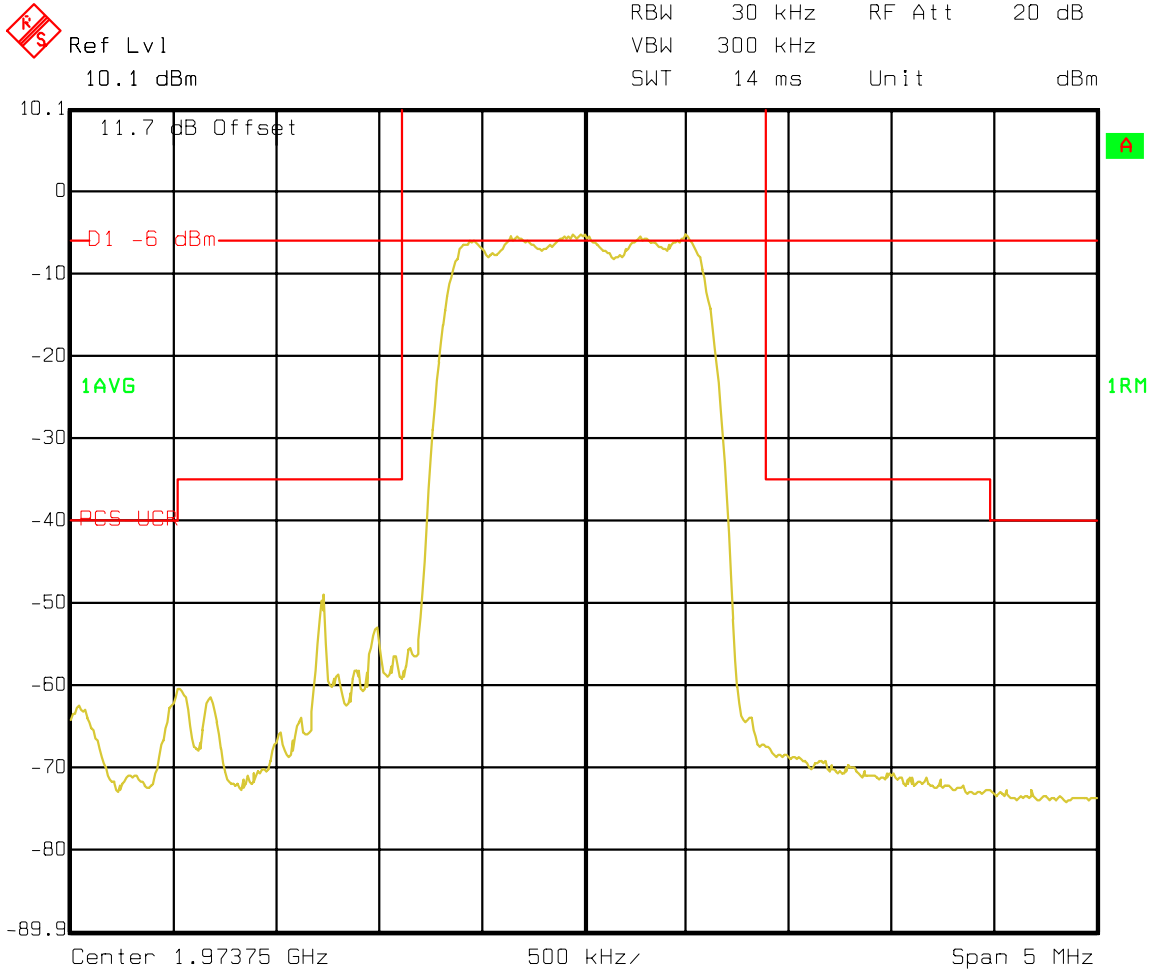
**(1970 – 1975 MHz)**

**Single Carrier**

<b>Left Edge</b>	<b>1971.25 MHz</b>	<b>Channel 825</b>
<b>Right Edge</b>	<b>1973.75 MHz</b>	<b>Channel 875</b>



Title: OCCUPIED BANDWIDTH - UCR. 2G CONFIGURATION.  
Comment A: FLEXENT ONEBTS MODCELL 4.0 OUTDOOR, FCC ID: AS50NEBTS-04  
BLOCK F, CHANNEL 825, RF POWER OUTPUT 10.1 dBm  
Date: 16.SEP.2002 01:53:28



Title: OCCUPIED BANDWIDTH - UCR. 2G CONFIGURATION.  
Comment A: FLEXENT ONEBTS MODCELL 4.0 OUTDOOR, FCC ID: AS50NEBTS-04  
BLOCK F, CHANNEL 875, RF POWER OUTPUT 10.1 dBm  
Date: 16.SEP.2002 01:50:51

**OCCUPIED BANDWIDTH**

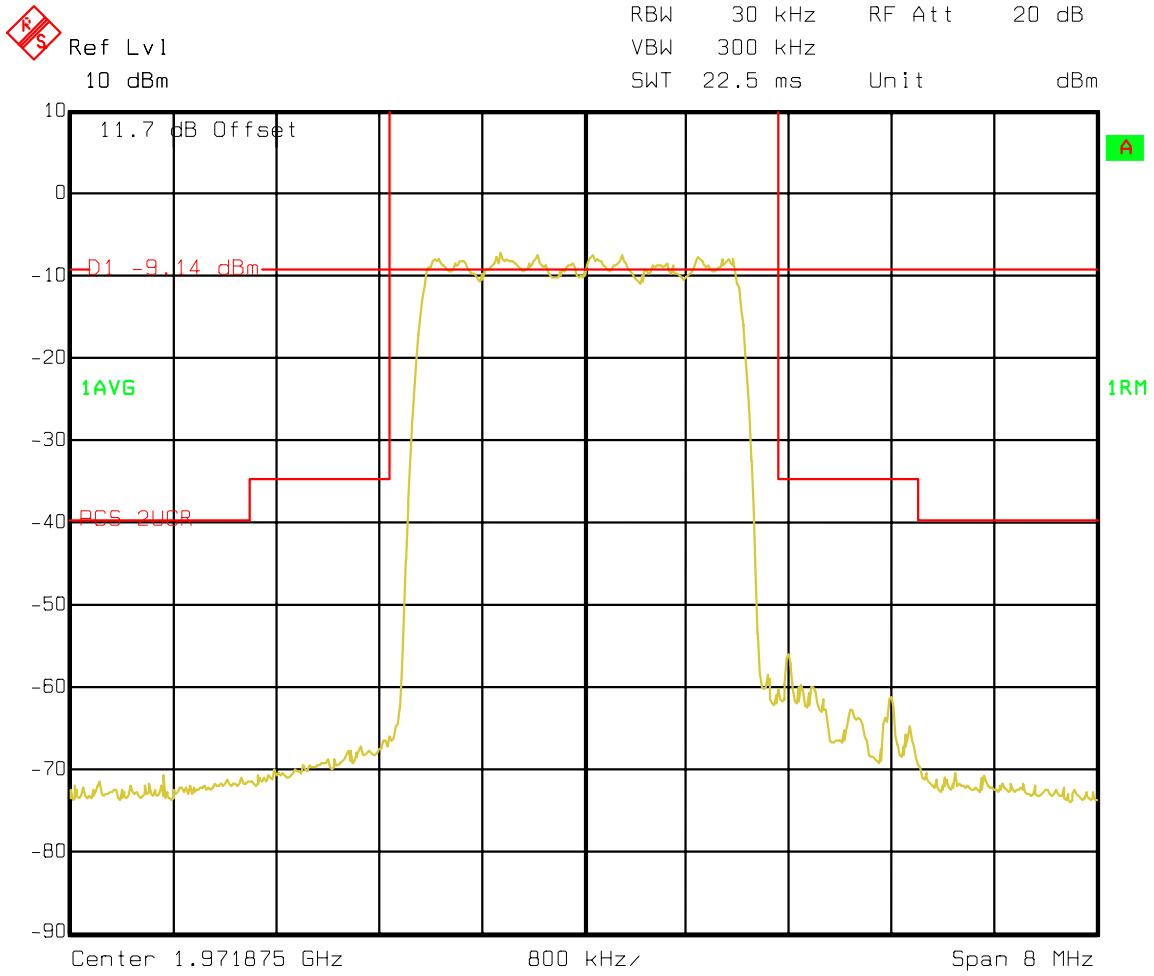
**UCR OUTPUT**

**BLOCK F**

**(1970 – 1975 MHz)**

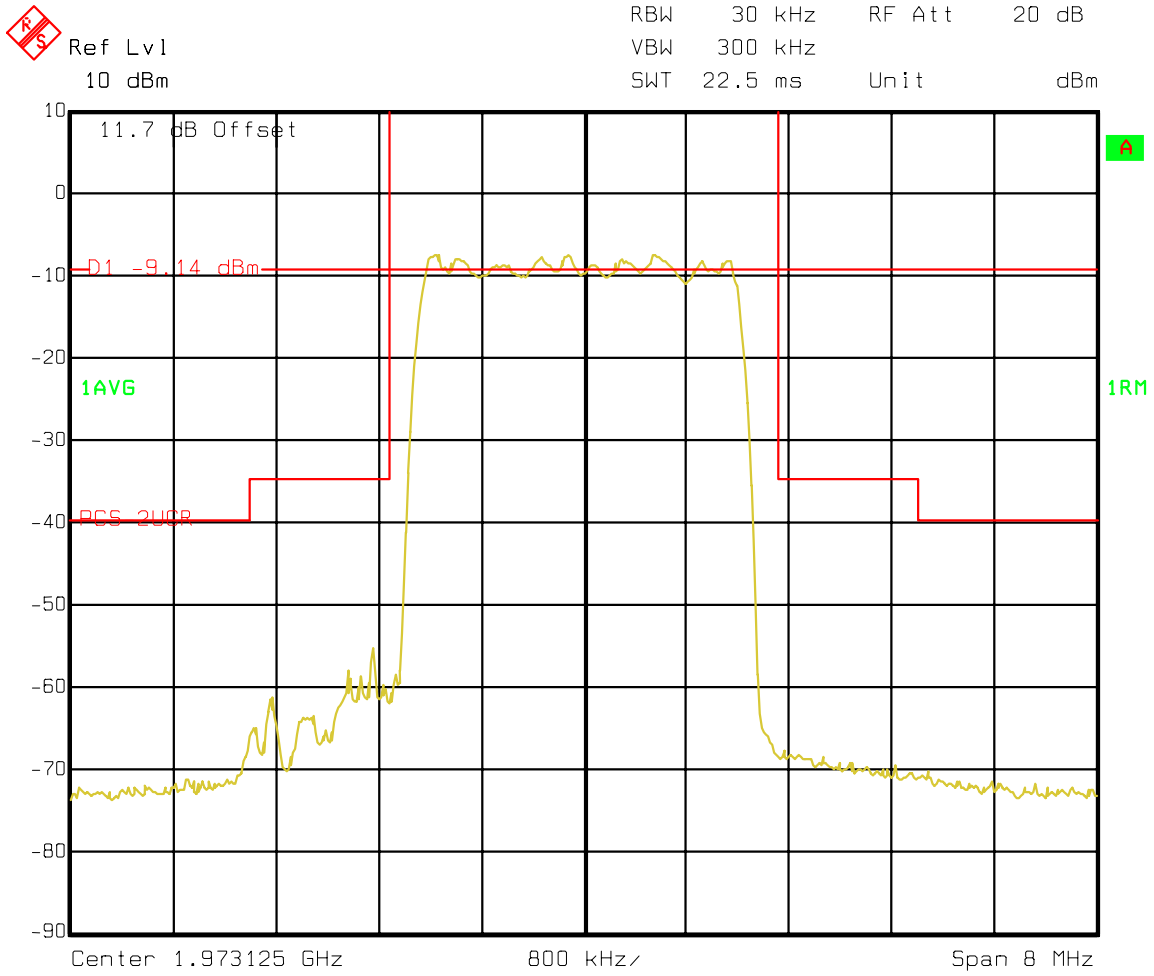
**Two Carrier**

<b>Left Edge</b>	<b>(1971.25, 1972.50) MHz</b>	<b>Channel 825,850</b>
<b>Right Edge</b>	<b>(1972.50, 1973.75) MHz</b>	<b>Channel 850,875</b>



Title: OCCUPIED BANDWIDTH - UCR. 2G CONFIGURATION.  
Comment A: FLEXENT ONEBTS MODCELL 4.0 OUTDOOR, FCC ID: AS50NEBTS-04  
BLK F, 2 CAR(825,850), RF PWR(7dBm/car) COMPOSITE: 10dBm  
Date: 15.SEP.2002 21:47:56





Title: OCCUPIED BANDWIDTH - UCR. 2G CONFIGURATION.  
Comment A: FLEXENT ONEBTS MODCELL 4.0 OUTDOOR, FCC ID: AS50NEBTS-04  
BLK F, 2 CAR(850,875), RF PWR(7dBm/car) COMPOSITE:10dBm  
Date: 15.SEP.2002 21:08:55

**OCCUPIED BANDWIDTH**

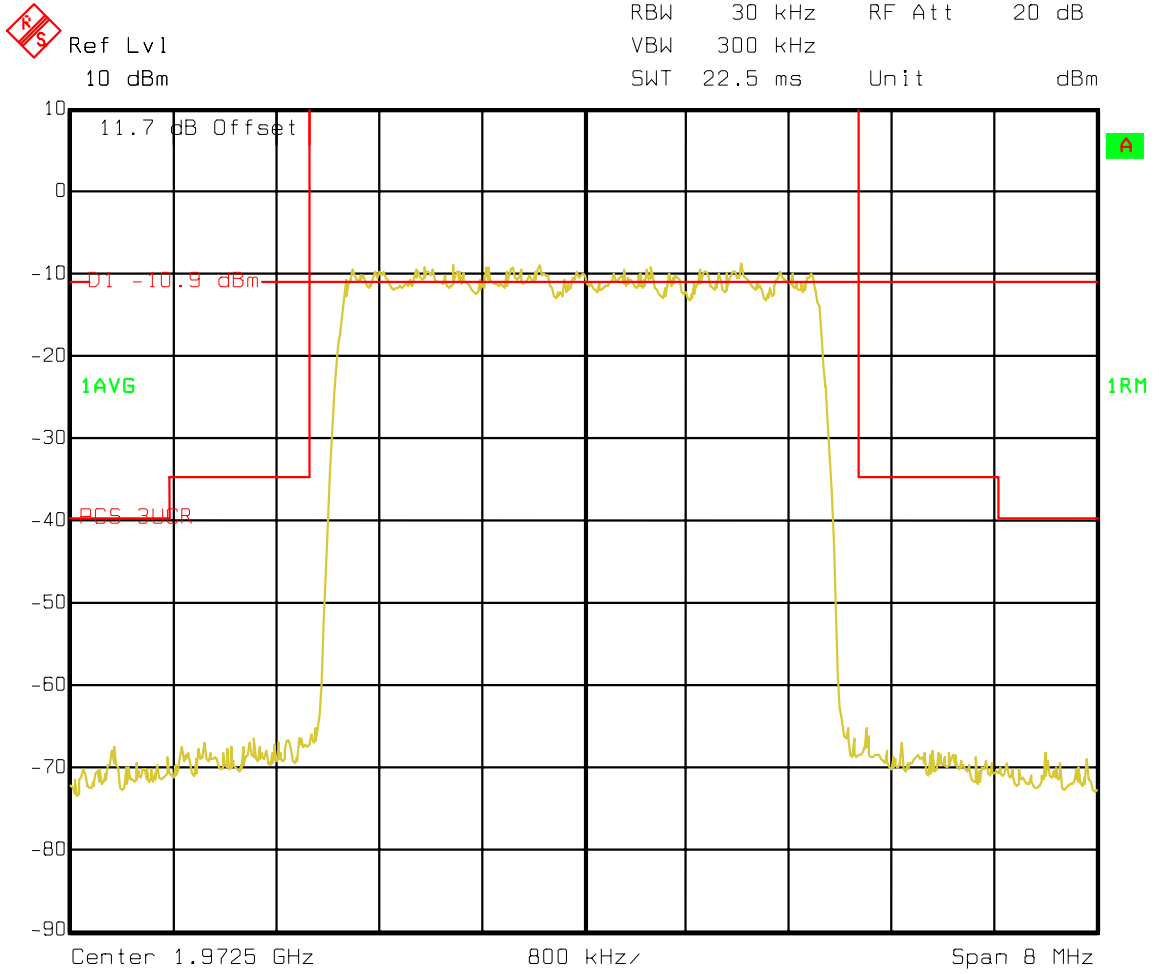
**UCR OUTPUT**

**BLOCK F**

**(1970 – 1975 MHz)**

**Three Carrier**

<b>(Left, Center, Right) Entire F Block</b>	<b>(1971.25, 1972.50, 1973.75) MHz</b>	<b>Channel 825, 850, 875</b>
---	--	------------------------------



Title: OCCUPIED BANDWIDTH - UCR. 2G CONFIGURATION.  
Comment A: FLEXENT ONEBTS MODCELL 4.0 OUTDOOR, FCC ID: AS50NEBTS-04  
BLK F, 3 CAR(825,850,875), RF PWR(5.3dBm/car) COMPOSITE: 10dBm  
Date: 15.SEP.2002 20:53:07

**OCCUPIED BANDWIDTH**

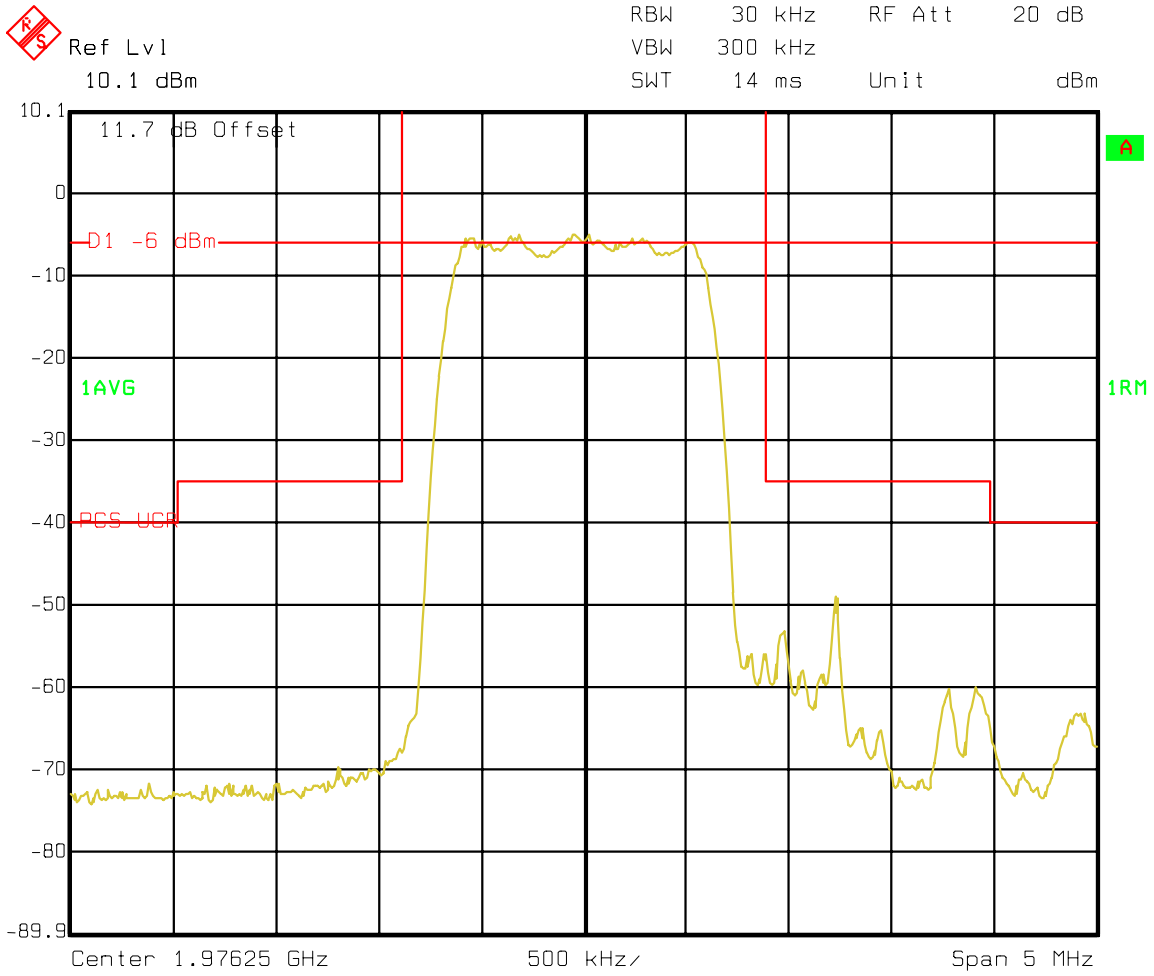
**UCR OUTPUT**

**BLOCK C**

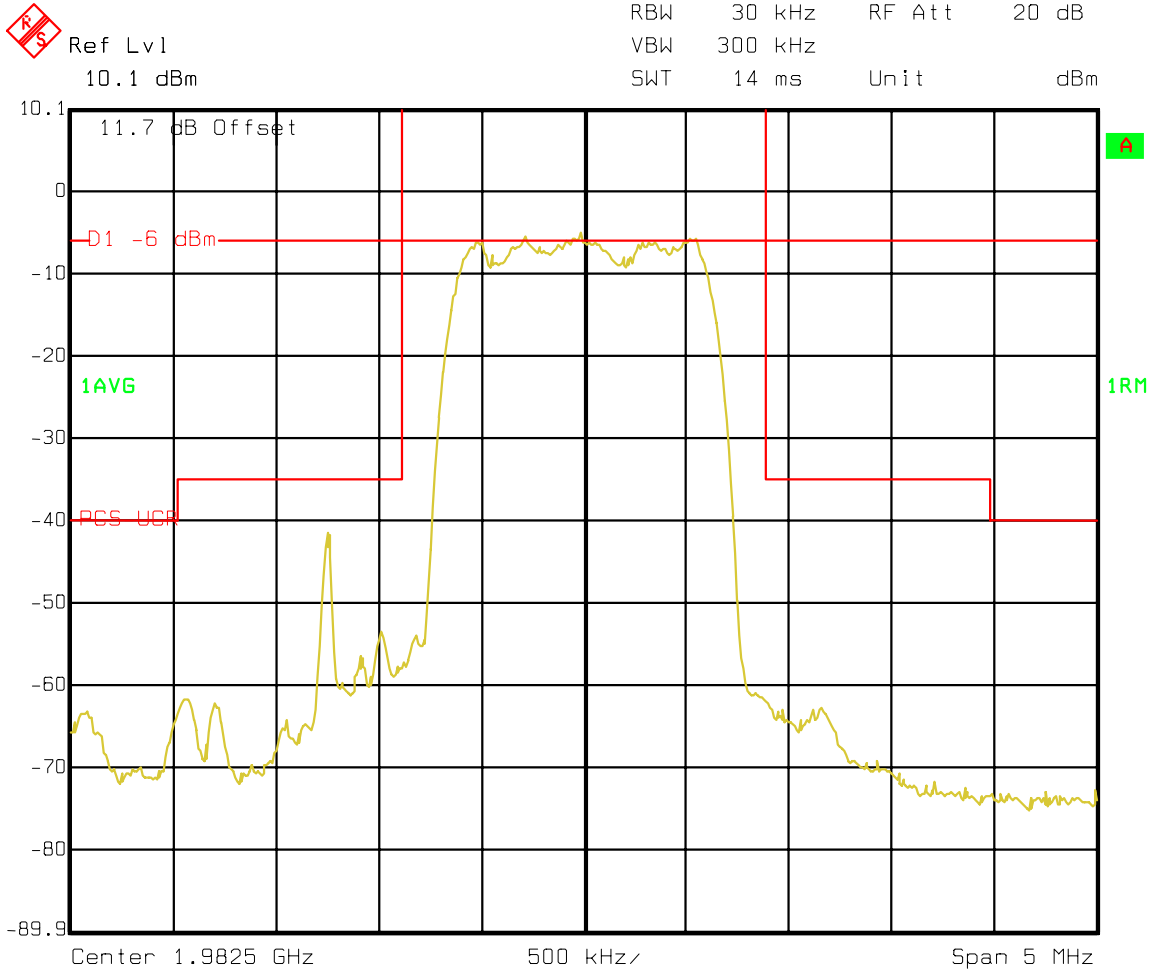
**(1975 – 1990 MHz)**

**Single Carrier**

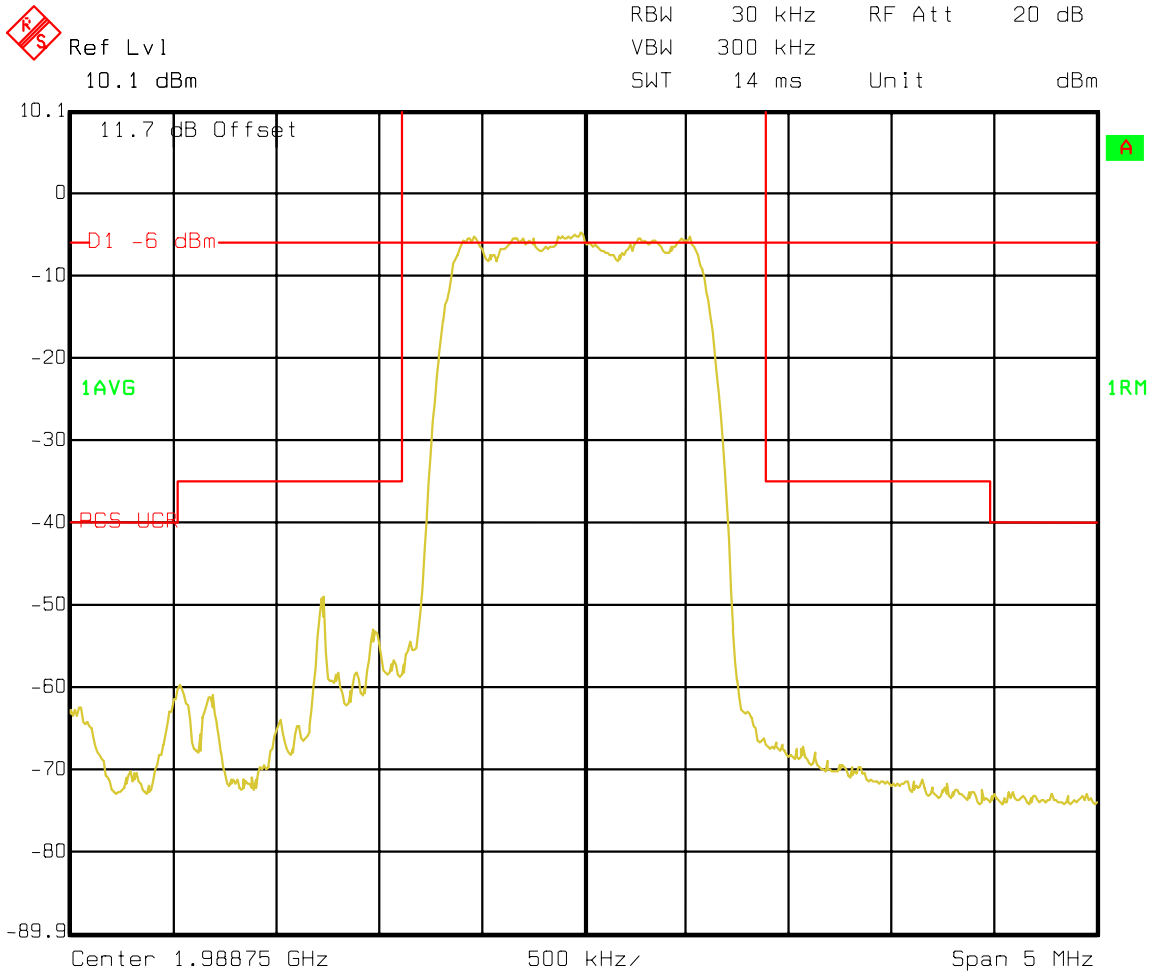
<b>Left Edge</b>	<b>1976.25 MHz</b>	<b>Channel 925</b>
<b>Center</b>	<b>1982.50 MHz</b>	<b>Channel 1050</b>
<b>Right Edge</b>	<b>1988.75 MHz</b>	<b>Channel 1175</b>



Title: OCCUPIED BANDWIDTH - UCR. 2G CONFIGURATION.  
Comment A: FLEXENT ONEBTS MODCELL 4.0 OUTDOOR, FCC ID: AS50NEBTS-04  
BLOCK C, CHANNEL 925, RF POWER OUTPUT 10.1 dBm  
Date: 16.SEP.2002 01:48:23



Title: OCCUPIED BANDWIDTH - UCR  
Comment A: FLEXENT ONEBTS MODCELL R4.0 OUTDOOR, FCC ID: AS50NEBTS-04  
CHANNEL 1050, RF POWER OUTPUT 10.1 dBm  
Date: 28.AUG.2002 15:31:51



Title: OCCUPIED BANDWIDTH - UCR. 2G CONFIGURATION.  
Comment A: FLEXENT ONEBTS MODCELL 4.0 OUTDOOR, FCC ID: AS50NEBTS-04  
BLOCK C, CHANNEL 1175, RF POWER OUTPUT 10.1 dBm  
Date: 16.SEP.2002 01:46:24

**OCCUPIED BANDWIDTH**

**UCR OUTPUT**

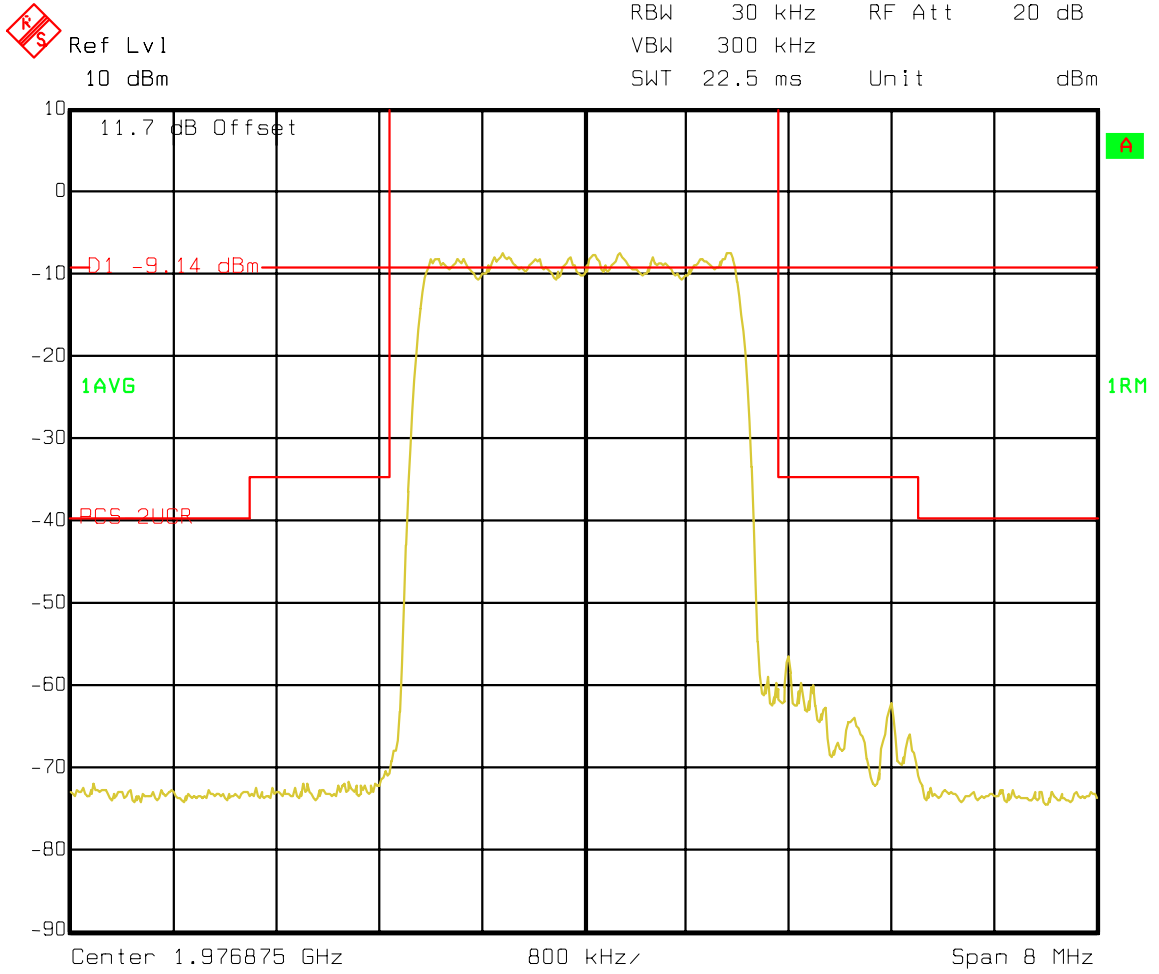
**BLOCK C**

**(1975 – 1990 MHz)**

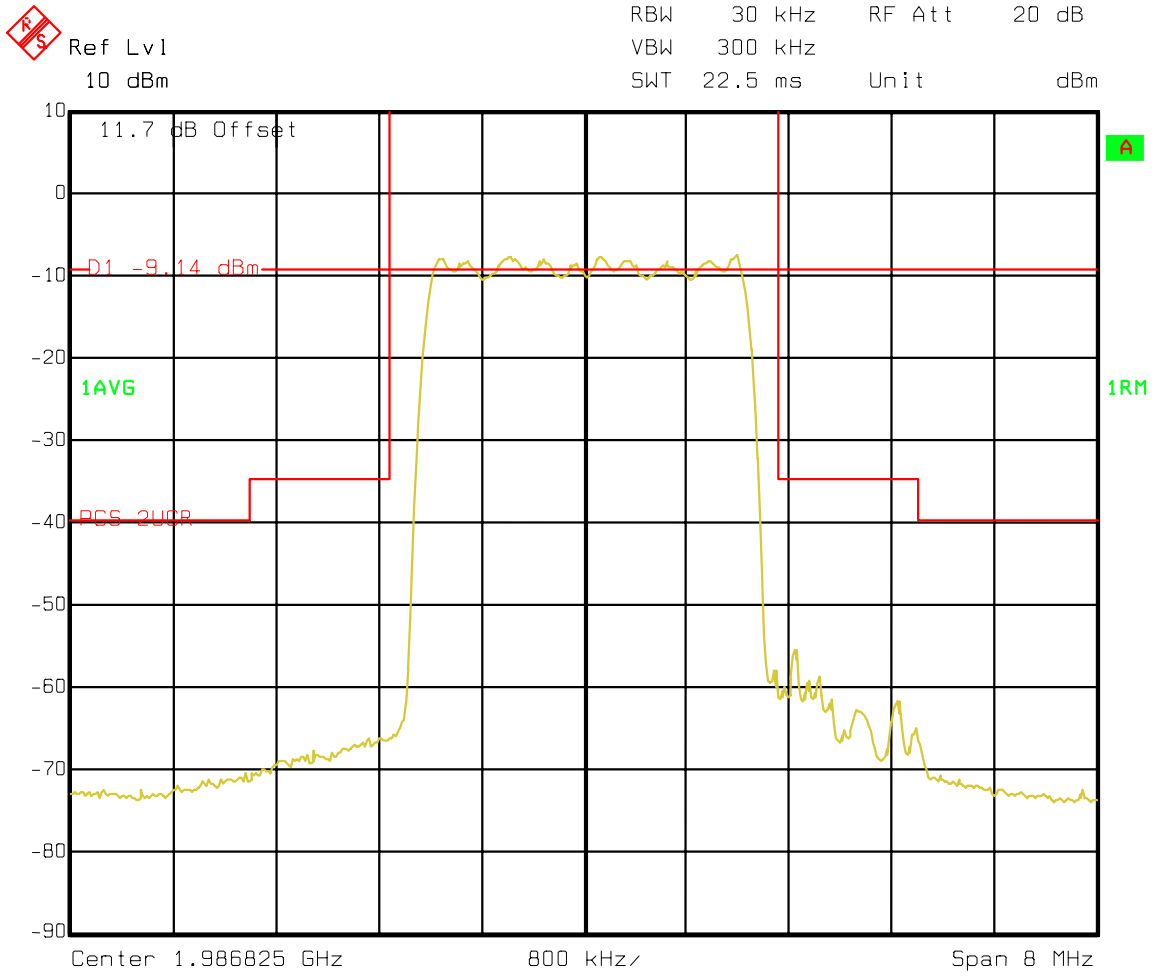
**Two Carrier**

<b>Left Edge</b>	<b>(1976.25, 1977.50) MHz</b>	<b>Channel 925,950</b>
<b>Additional Combination</b>	<b>(1986.25, 1987.50) MHz</b>	<b>Channel 1125,1150</b>
<b>Right Edge</b>	<b>(1987.50, 1988.75) MHz</b>	<b>Channel 1150,1175</b>

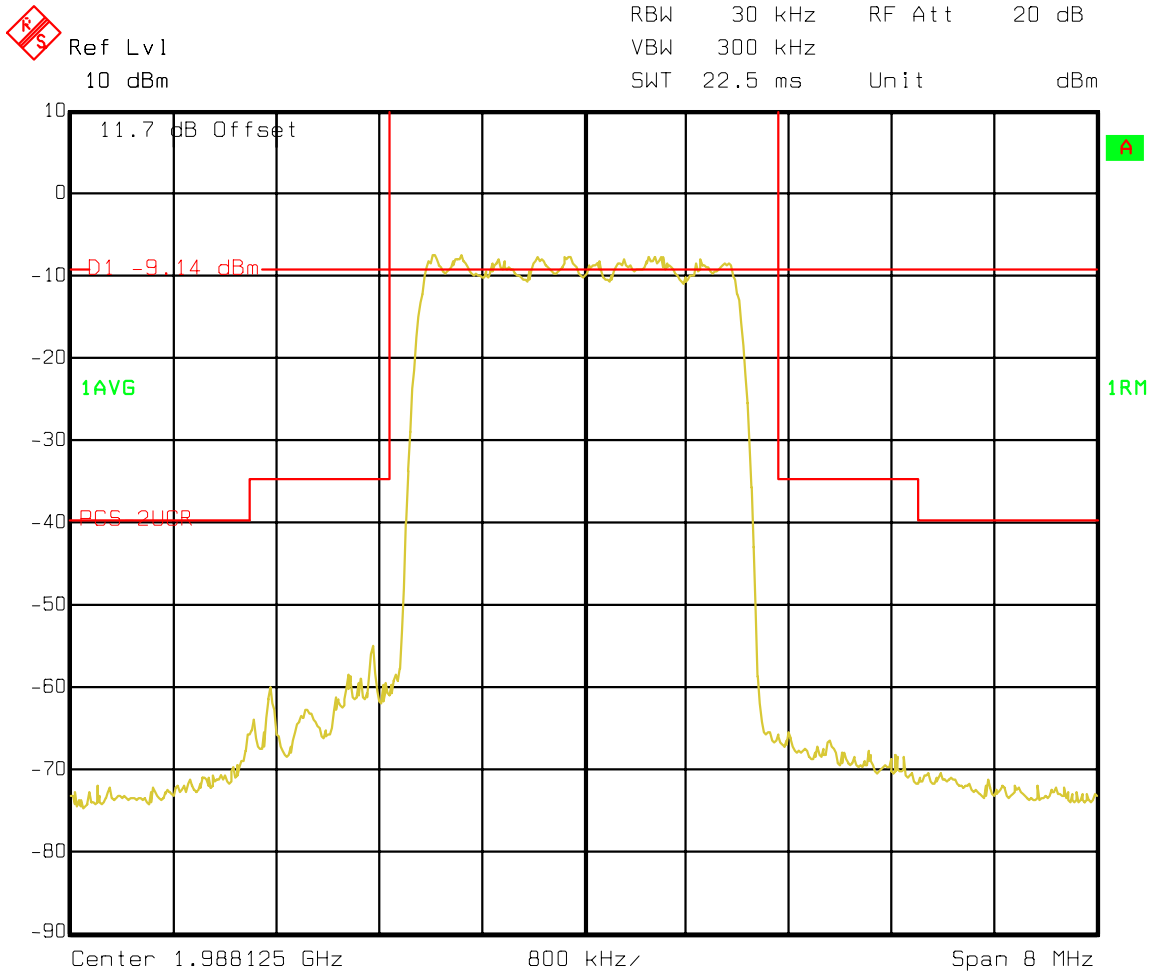




Title: OCCUPIED BANDWIDTH - UCR. 2G CONFIGURATION.  
Comment A: FLEXENT ONEBTS MODCELL 4.0 OUTDOOR, FCC ID: AS50NEBTS-04  
BLK C, 2 CAR(925,950), RF PWR(7dBm/car) COMPOSITE:10dBm  
Date: 15.SEP.2002 20:18:04



Title: OCCUPIED BANDWIDTH - UCR. 2G CONFIGURATION.  
Comment A: FLEXENT ONEBTS MODCELL 4.0 OUTDOOR, FCC ID: AS50NEBTS-04  
BLK C, 2 CAR(1125, 1150), RF PWR(7dBm/car) COMPOSITE: 10dBm  
Date: 15.SEP.2002 18:07:59



Title: OCCUPIED BANDWIDTH - UCR. 2G CONFIGURATION.  
Comment A: FLEXENT ONEBTS MODCELL 4.0 OUTDOOR, FCC ID: AS50NEBTS-04  
BLK C, 2 CAR (1150, 1175), RF PWR (7dBm/car) COMPOSITE: 10dBm  
Date: 15.SEP.2002 17:45:25

**OCCUPIED BANDWIDTH**

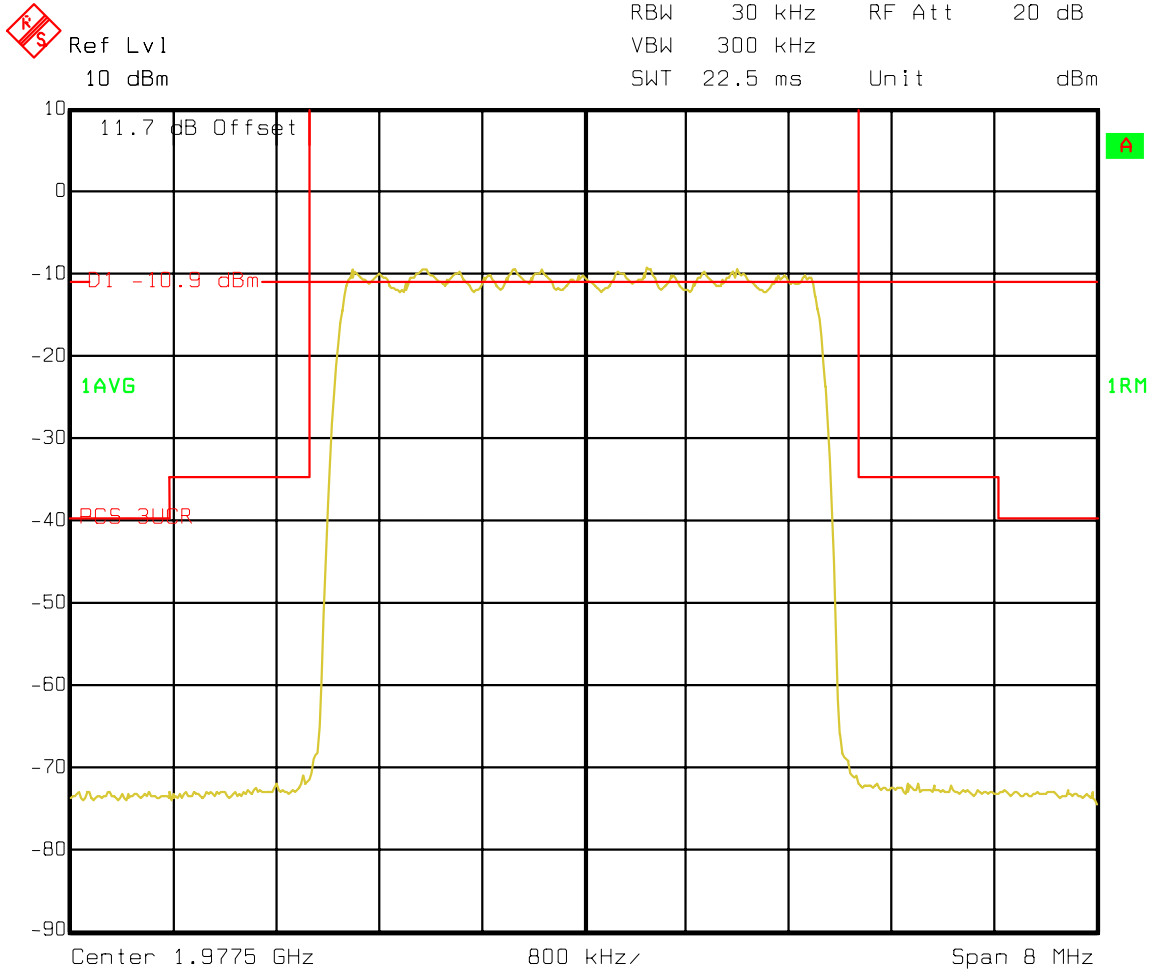
**UCR OUTPUT**

**BLOCK C**

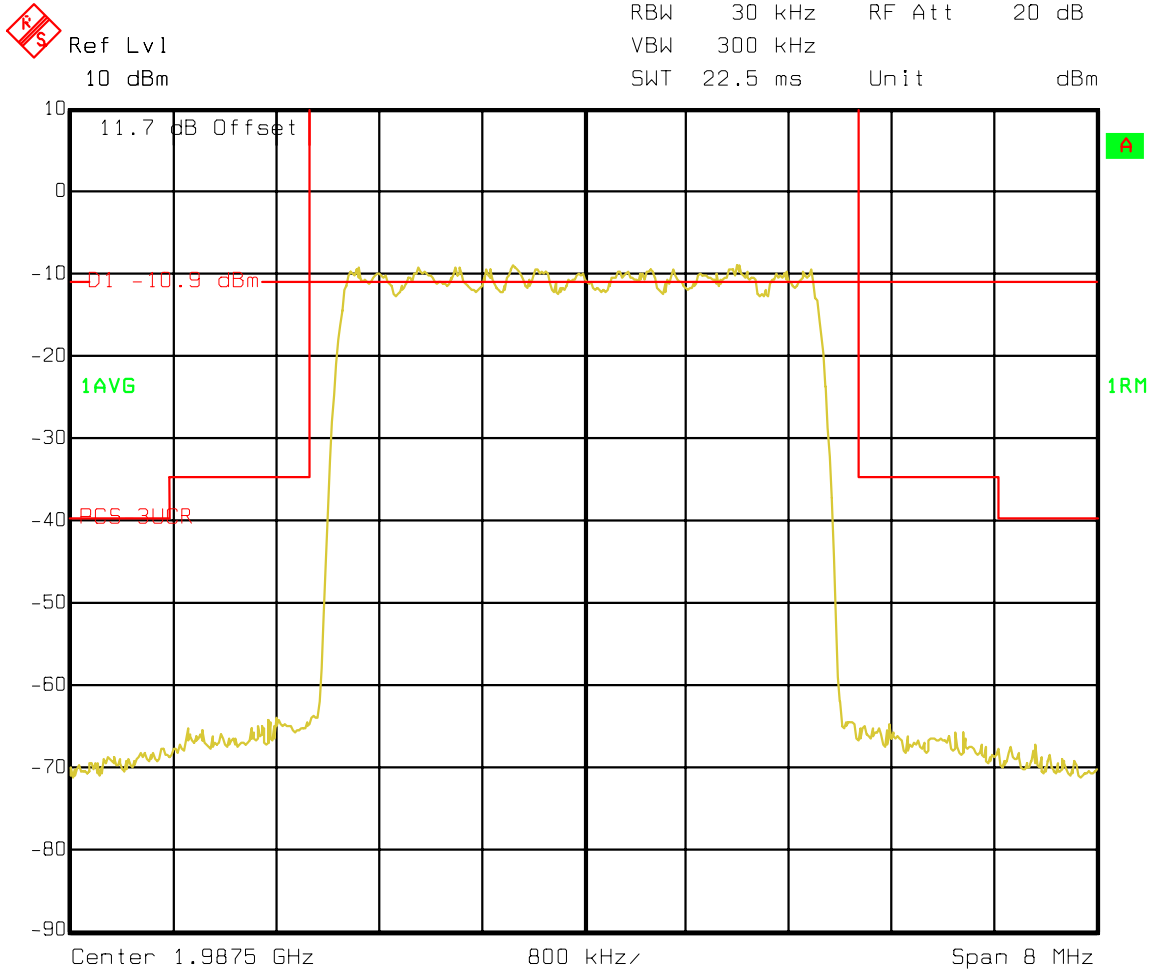
**(1975 – 1990 MHz)**

**Three Carrier**

<b>Left Edge</b>	<b>(1976.25, 1977.50,1978.75) MHz</b>	<b>Channel 925,950,975</b>
<b>Right Edge</b>	<b>(1986.25, 1987.50, 1988.75) MHz</b>	<b>Channel 1125,1150,1175</b>



Title: OCCUPIED BANDWIDTH - UCR. 2G CONFIGURATION.  
Comment A: FLEXENT ONEBTS MODCELL 4.0 OUTDOOR, FCC ID: AS50NEBTS-04  
BLK C, 3 CAR(925,950,975), RF PWR(5.3dBm/car) COMPOSITE: 10dBm  
Date: 15.SEP.2002 19:55:13



Title: OCCUPIED BANDWIDTH - UCR. 2G CONFIGURATION.  
Comment A: FLEXENT ONEBTS MODCELL 4.0 OUTDOOR, FCC ID: AS50NEBTS-04  
BLK C, 3 CAR (1125, 1150, 1175) RF PWR (5.3dBm/car) COMPOSITE: 10dBm  
Date: 15.SEP.2002 17:23:16

