


## 5. PHOTOGRAPHS

### 5.1. Photos of Powerline Conducted Measurement



FRONT VIEW OF CONDUCTED TEST




BACK VIEW OF CONDUCTED TEST


## 5.2. Photos of Radiated Measurement at Open Field Test Site



FRONT VIEW OF RADIATED TEST



BACK VIEW OF RADIATED TEST



SETUP WITH MAXIMUM DETECTED EMISSION AT HORIZONTAL POLARIZATION



SETUP WITH MAXIMUM DETECTED EMISSION AT VERTICAL POLARIZATION