



## **Appendix II**

### **Setup Photographs**



## RADIATED RF MEASUREMENT SETUP (ABOVE 1 GHz)

MEASUREMENT POSITION (X axis)




MEASUREMENT POSITION (Y axis)






MEASUREMENT POSITION (Z axis)




RADIATED RF MEASUREMENT SETUP (BELOW 1 GHz)





RADIATED RF MEASUREMENT SETUP (BELOW 30 MHz)



AC POWER LINE CONDUCTED MEASUREMENT SETUP (BELOW 30 MHz)

