

1 Photo

1.1 Test Setup Photo




Figure 1: Test Setup for 30 MHz to 1000MHz (Front View)



Figure 2: Test Setup for 30 MHz to 1000MHz (Rear View)




Figure 3: Test Setup for 1GHz to 18GHz (Front View)




Figure 4: Test Setup for 1GHz to 18GHz (Rear View)




Figure 5: Test Setup for 18 GHz to 26GHz (Front View)




Figure 6: Test Setup for 18 GHz to 26GHz (Rear View)




Figure 7: RF Conducted Test Setup