



Product Service

**Choose certainty.
Add value.**

Report On

FCC Testing of the Sharp Dual-band LTE (B1 / B26), Dual-band WCDMA (FDD I / V) & Quad-band GSM (850/900/1800/1900) multi mode Cellular phone with Bluetooth, WLAN, SRD (NFC, FeliCa) and GPS in accordance with FCC 47 CFR Part 15C (FeliCa)

COMMERCIAL-IN-CONFIDENCE

FCC ID: APYHRO00236

Document 75933584 Report 12 Issue 1

May 2016



Product Service

TÜV SÜD Product Service, Octagon House, Concorde Way, Segensworth North,
Fareham, Hampshire, United Kingdom, PO15 5RL
Tel: +44 (0) 1489 558100. Website: www.tuv-sud.co.uk

COMMERCIAL-IN-CONFIDENCE

REPORT ON

FCC Testing of the
Sharp Dual-band LTE (B1 / B26), Dual-band WCDMA (FDD I / V)
&, Quad-band GSM (850/900/1800/1900) multi mode Cellular phone
with Bluetooth, WLAN, SRD (NFC, FeliCa) and GPS
In accordance with FCC 47 CFR Part 15C (FeliCa)

Document 75933584 Report 12 Issue 1

May 2016

PREPARED FOR

Sharp Telecommunications of Europe Ltd
Inspired
Easthampstead Road
Bracknell
Berkshire
RG12 1NS

PREPARED BY

Natalie Bennett
Senior Administrator, Project Support

APPROVED BY

Matthew Russell
Authorised Signatory

DATED

18 May 2016

ENGINEERING STATEMENT

The measurements shown in this report were made in accordance with the procedures described on test pages. All reported testing was carried out on a sample equipment to demonstrate limited compliance with FCC 47 CFR Part 15C. The sample tested was found to comply with the requirements defined in the applied rules.

Test Engineer(s);

T Guy

M Toubella





CONTENTS

Section	Page No
1	REPORT SUMMARY 3
1.1	Introduction 4
1.2	Brief Summary of Results 5
1.3	Product Technical Description 6
1.4	Product Information 6
1.5	Test Conditions 6
1.6	Deviations from the Standard 6
1.7	Modification Record 6
2	TEST DETAILS 7
2.1	20 dB Bandwidth 8
2.2	Field Strength of any Emission 10
2.3	Frequency Tolerance Under Temperature Variations 16
3	TEST EQUIPMENT USED 18
3.1	Test Equipment Used 19
3.2	Measurement Uncertainty 20
4	ACCREDITATION, DISCLAIMERS AND COPYRIGHT 21
4.1	Accreditation, Disclaimers and Copyright 22



Product Service

SECTION 1

REPORT SUMMARY

FCC Testing of the
Sharp Dual-band LTE (B1 / B26), Dual-band WCDMA (FDD I / V) & Quad-band GSM
(850/900/1800/1900) multi mode Cellular phone with Bluetooth, WLAN, SRD (NFC, FeliCa) and
GPS
In accordance with FCC 47 CFR Part 15C (FeliCa)



Product Service

1.1 INTRODUCTION

The information contained in this report is intended to show the verification of FCC Testing of the Sharp Dual-band LTE (B1 / B26), Dual-band WCDMA (FDD I / V) &, Quad-band GSM (850/900/1800/1900) multi mode Cellular phone with Bluetooth, WLAN, SRD (NFC, FeliCa) and GPS to the requirements of FCC 47 CFR Part 15C.

Objective	To perform FCC Testing to determine the Equipment Under Test's (EUT's) compliance with the Test Specification, for the series of tests carried out.
Manufacturer	Sharp Corporation
Serial Number(s)	IMEI 004401115794360
Number of Samples Tested	1
Test Specification/Issue/Date	FCC 47 CFR Part 15C (2015)
Disposal	Held Pending Disposal
Reference Number	Not Applicable
Date	Not Applicable
Order Number	10753
Date	17 February 2016
Start of Test	19 April 2016
Finish of Test	30 April 2016
Name of Engineer(s)	T Guy M Toubella
Related Document(s)	ANSI C63.10: 2013



1.2 BRIEF SUMMARY OF RESULTS

A brief summary of the tests carried out in accordance with FCC 47 CFR Part 15C (FeliCa) is shown below.

Section	Specification Clause	Test Description	Result	Comments/Base Standard
FeliCa				
2.1	15.225 and 15.215 (c)	20 dB Bandwidth	Pass	
2.2	15.225 (a)(b)(c)(d)	Field Strength of any Emission	Pass	
2.3	15.225 (e)	Frequency Tolerance Under Temperature Variations	Pass	



1.3 PRODUCT TECHNICAL DESCRIPTION

Refer to Model Description APYHRO00236 Rev 1.0 document.

1.4 PRODUCT INFORMATION

1.4.1 Technical Description

The Equipment Under Test (EUT) was a Sharp Dual-band LTE (B1 / B26), Dual-band WCDMA (FDD I / V) & Quad-band GSM (850/900/1800/1900) multi mode Cellular phone with Bluetooth, WLAN, SRD (NFC, FeliCa) and GPS. A full technical description can be found in the manufacturer's documentation.

1.5 TEST CONDITIONS

For all tests the EUT was set up in accordance with the relevant test standard and to represent typical operating conditions. Tests were applied with the EUT situated in a shielded enclosure.

Radiated measurements were performed with the EUT powered using a battery.

FCC Measurement Facility Registration Number
90987 Octagon House, Fareham Test Laboratory

1.6 DEVIATIONS FROM THE STANDARD

No deviations from the applicable test standard or test plan were made during testing.

1.7 MODIFICATION RECORD

Modification 0 - No modifications were made to the test sample during testing.



Product Service

SECTION 2

TEST DETAILS

FCC Testing of the
Sharp Dual-band LTE (B1 / B26), Dual-band WCDMA (FDD I / V) & Quad-band GSM
(850/900/1800/1900) multi mode Cellular phone with Bluetooth, WLAN, SRD (NFC, FeliCa) and
GPS
In accordance with FCC 47 CFR Part 15C (FeliCa)



Product Service

2.1 20 dB BANDWIDTH**2.1.1 Specification Reference**

FCC 47 CFR Part 15C, Clause 15.225 and 15.215 (c)

2.1.2 Equipment Under Test and Modification State

S/N: IMEI 004401115794360 - Modification State 0

2.1.3 Date of Test

28 April 2016

2.1.4 Test Equipment Used

The major items of test equipment used for the above tests are identified in Section 3.1.

2.1.5 Test Procedure

The test was performed in accordance with ANSI C63.10, clause 6.9.2.

2.1.6 Environmental Conditions

Ambient Temperature	21.2°C
Relative Humidity	34.3%



Product Service

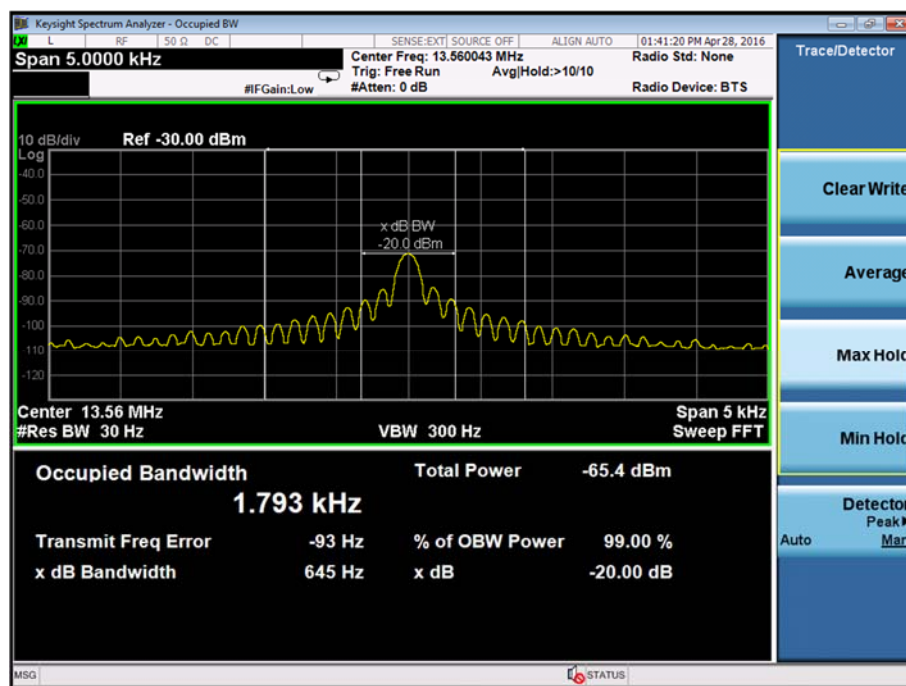
2.1.7 Test Results

4.0 V DC Supply

FeliCa, 20 dB Bandwidth Result

Frequency (MHz)	20 dB Bandwidth (Hz)
13.56	645

FeliCa, 20 dB Bandwidth Plot



FCC 47 CFR Part 15, Limit Clause 15.215 (c)

The 20 dB bandwidth of the emission, or whatever bandwidth may otherwise be specified in the specific rule section under which the equipment operates, is contained within the frequency band designated in the rule section under which the equipment is operated.



Product Service

2.2 FIELD STRENGTH OF ANY EMISSION

2.2.1 Specification Reference

FCC 47 CFR Part 15C, Clause 15.225 (a)(b)(c)(d)

2.2.2 Equipment Under Test and Modification State

S/N: IMEI 004401115794360 - Modification State 0

2.2.3 Date of Test

29 April 2016 & 30 April 2016

2.2.4 Test Equipment Used

The major items of test equipment used for the above tests are identified in Section 3.1.

2.2.5 Test Procedure

The test was performed in accordance with ANSI C63.10, clause 6.3, 6.4 and 6.5.

Remarks

Modulation Type 424 kbps was proven to be the worst case modulation scheme available. The orientation that produced the highest Transmitter power was with the EUT in an upright position.

2.2.6 Environmental Conditions

Ambient Temperature	18.3 - 20.5°C
Relative Humidity	29.0 - 33.7%



Product Service

2.2.7 Test Results

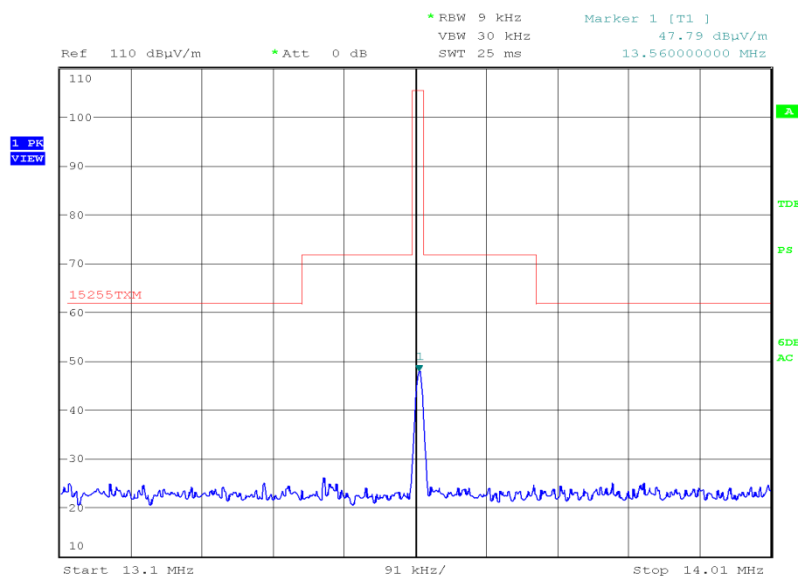
4.0 V DC Supply

FeliCa, Carrier Results

Frequency (MHz)	Quasi-Peak Level (dBμV/m) at 3m	Quasi-Peak Level (dBμV/m) at 30m*	Quasi-Peak Level (μV/m) at 3m	Quasi-Peak Level (μV/m) at 30m*	Angle (°)	Height (m)	Polarisation
13.56	47.26	25.87	230.67	19.65	177	1.00	Face On

*The level at 30m was calculated using the dBμV/m measurement at 3m and extrapolating this result to produce a level at 30m as per the equation in ANSI C63.10, claus 6.4.4.2. This value was then converted to obtain the value in μV/m.

FeliCa, Carrier Plot



Date: 29.APR.2016 05:49:34



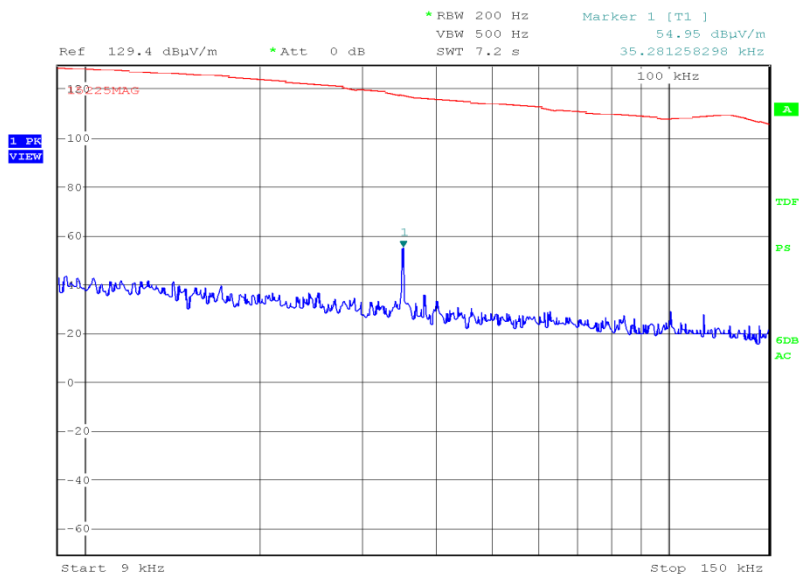
Product Service

FeliCa, 9 kHz to 30 MHz, Field Strength of any Emission Results

Frequency (MHz)	Quasi-Peak Level (dBµV/m) at 3m	Quasi-Peak Level (dBµV/m) at 30m	Quasi-Peak Level (µV/m) at 3m	Quasi-Peak Level (µV/m) at 30m	Angle (°)	Height (m)	Polarisation
*							

*No emissions were detected within 10 dB of the limit.

FeliCa, 9 kHz to 150 kHz, Field Strength of any Emission Plot

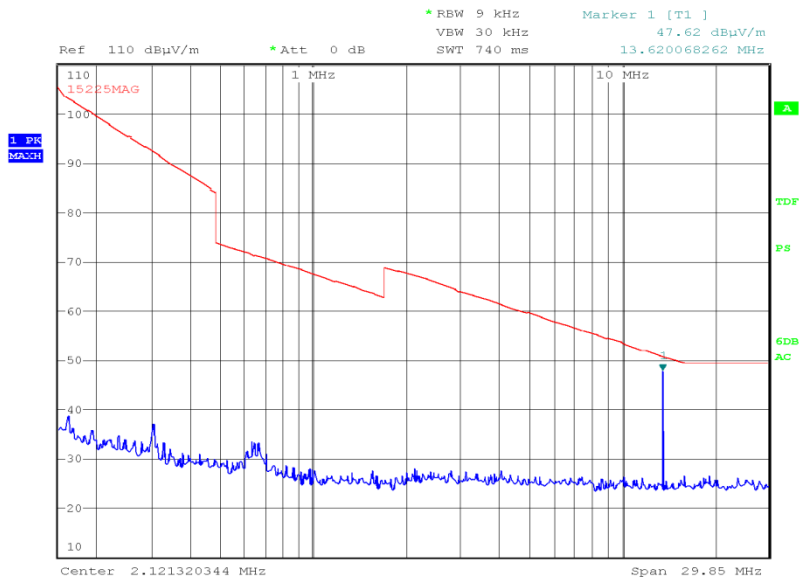


Date: 29.APR.2016 05:42:14



Product Service

FeliCa, 150 kHz to 30 MHz, Field Strength of any Emission Plot



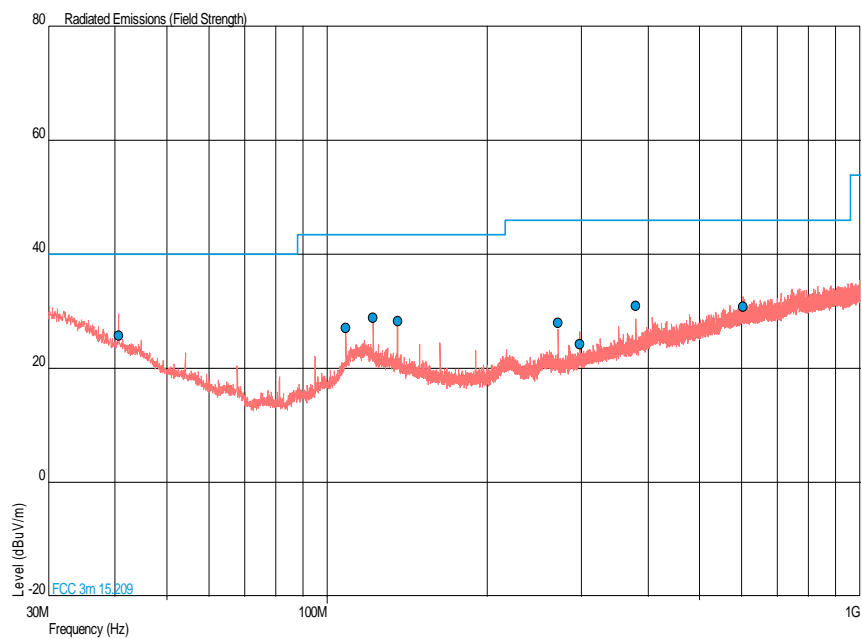
Date: 29.APR.2016 05:39:48



FeliCa, 30 MHz to 1 GHz, Field Strength of any Emission Results

Frequency (MHz)	Quasi-Peak Level (dBμV/m)	Quasi-Peak Level (μV/m)	Quasi-Peak Margin (dμV/m)	Quasi-Peak Margin (μV/m)	Angle (°)	Height (m)	Polarisation
40.621	25.8	19.5	-14.2	-80.5	85	1.00	Vertical
108.476	27.1	22.6	-16.4	-127.4	360	1.00	Vertical
122.034	28.9	27.9	-14.6	-122.1	297	1.00	Vertical
135.592	28.3	26.0	-15.2	-124.0	0	1.00	Vertical
271.195	28.0	25.1	-18.0	-174.9	272	1.00	Horizontal
298.288	24.2	16.2	-21.8	-183.8	250	1.38	Horizontal
379.673	30.9	35.1	-15.1	-164.9	136	1.92	Vertical
603.124	30.8	34.7	-15.2	-165.3	289	1.00	Horizontal

FeliCa, 30 MHz to 1 GHz, Field Strength of any Emission Plot





Product Service

FCC 47 CFR Part 15, Limit Clause 15.225 (a)(b)(c)(d)

- (a) The field strength of any emissions within the band 13.553–13.567 MHz shall not exceed 15,848 microvolts/meter at 30 meters.
- (b) Within the bands 13.410–13.553 MHz and 13.567–13.710 MHz, the field strength of any emissions shall not exceed 334 microvolts/meter at 30 meters.
- (c) Within the bands 13.110–13.410 MHz and 13.710–14.010 MHz the field strength of any emissions shall not exceed 106 microvolts/meter at 30 meters.
- (d) The field strength of any emissions appearing outside of the 13.110–14.010 MHz band shall not exceed the general radiated emission limits in § 15.209.

FCC 47 CFR Part 15, Limit Clause 15.209

Frequency (MHz)	Field Strength ($\mu\text{V/m}$)	Measurement Distance (m)
0.009 to 0.490	2400/F (kHz)	300
0.490 to 1.705	24000/F (kHz)	30
1705 to 30	30	30
30 to 88	100**	3
88 to 216	150**	3
216 to 960	200**	3
Above 960	500	5



Product Service

2.3 FREQUENCY TOLERANCE UNDER TEMPERATURE VARIATIONS**2.3.1 Specification Reference**

FCC 47 CFR Part 15C, Clause 15.225 (e)

2.3.2 Equipment Under Test and Modification State

S/N: IMEI 004401115794360 - Modification State 0

2.3.3 Date of Test

26 April 2016 & 28 April 2016

2.3.4 Test Equipment Used

The major items of test equipment used for the above tests are identified in Section 3.1.

2.3.5 Test Procedure

The test was performed in accordance with ANSI C63.10, clause 6.8.

2.3.6 Environmental Conditions

Ambient Temperature	21.2 - 23.2°C
Relative Humidity	26.6 - 27.7%



2.3.7 Test Results

FeliCa, Felica, Frequency Tolerance Under Temperature Variations Results

Temperature Interval	Voltage	Fundamental Frequency (MHz)	Fundamental Frequency Deviation (%)
-20 °C	4.0 V DC	13.56	-0.00011
-10 °C	4.0 V DC	13.56	0.00016
0 °C	4.0 V DC	13.56	0.00018
+10 °C	4.0 V DC	13.56	0.00006
+20 °C	4.0 V DC	13.56	-0.00043
+20 °C	4.0 V DC	13.56	-0.00043
+30 °C	4.0 V DC	13.56	-0.00058
+40 °C	4.0 V DC	13.56	-0.00080
+50 °C	4.0 V DC	13.56	-0.00094

FCC 47 CFR Part 15, Limit Clause 15.225 (e)

The frequency tolerance of the carrier signal shall be maintained within ± 0.01 % of the operating frequency.



Product Service

SECTION 3

TEST EQUIPMENT USED



3.1 TEST EQUIPMENT USED

List of absolute measuring and other principal items of test equipment.

Instrument	Manufacturer	Type No.	TE No.	Calibration Period (months)	Calibration Due
Section 2.1 – 20 dB Bandwidth					
RF Coupler	TUV SUD Product Service	RFC1	414	-	TU
Hygrometer	Rotronic	I-1000	2891	12	19-Aug-2016
1 Metre SMA Cable	Rhophase	3PS-1801A-1000-3PS	4101	12	6-Nov-2016
PXA Signal Analyser	Keysight Technologies	N9030A	4654	12	8-Oct-2016
Section 2.2 - Field Strength of Emissions					
Turntable Controller	Inn-Co GmbH	CO 1000	1606	-	TU
Antenna (Bilog)	Chase	CBL6143	2904	24	11-Jun-2017
EMI Test Receiver	Rohde & Schwarz	ESU40	3506	12	2-Nov-2016
Tilt Antenna Mast	mature GmbH	TAM 4.0-P	3916	-	TU
Mast Controller	mature GmbH	NCD	3917	-	TU
Section 2.3 - Frequency Tolerance					
Digital Temperature Indicator + T/C	Fluke	51	412	12	2-Mar-2017
RF Coupler	TUV SUD Product Service	RFC1	414	-	TU
Temperature Chamber	Montford	2F3	467	-	O/P Mon
Rubidium Standard	Rohde & Schwarz	XSRM	1316	6	3-Sep-2016
Frequency Standard	Spectracom	Secure Sync 1200-0408-0601	4393	6	3-Sep-2016
PXA Signal Analyser	Keysight Technologies	N9030A	4654	12	8-Oct-2016

TU – Traceability Unscheduled

O/P MON – Output Monitored with Calibrated Equipment



Product Service

3.2 MEASUREMENT UNCERTAINTY

For a 95% confidence level, the measurement uncertainties for defined systems are:-

Test Discipline	MU
Field Strength of any Emission	9 kHz to 1 GHz: ± 5.1 dB
20 dB Bandwidth	± 8.20 Hz
Frequency Tolerance Under Temperature Variations	± 3.54 Hz



Product Service

SECTION 4

ACCREDITATION, DISCLAIMERS AND COPYRIGHT



Product Service

4.1 ACCREDITATION, DISCLAIMERS AND COPYRIGHT



This report relates only to the actual item/items tested.

Our UKAS Accreditation does not cover opinions and interpretations and any expressed are outside the scope of our UKAS Accreditation.

Results of tests not covered by our UKAS Accreditation Schedule are marked NUA
(Not UKAS Accredited).

This report must not be reproduced, except in its entirety, without the written permission of
TÜV SÜD Product Service

© 2016 TÜV SÜD Product Service