

# TEST REPORT


**Application No.:** GZCR2112021536AT  
**Applicant:** Harman International Industries, Inc.  
**Address of Applicant:** 8500 Balboa Boulevard, Northridge, California, 91329, United States  
**Manufacturer:** Harman International Industries, Inc.  
**Address of Manufacturer:** 8500 Balboa Boulevard, Northridge, California, 91329, United States  
**Factory:**  
 1. Cosonic Electroacoustic Technology Co., Ltd  
 2. COSONIC VIETNAM COMPANY LIMITED  
 3. Jiangxi Cosonic Electroacoustic Technologies Co., Ltd.  
**Address of Factory:**  
 1. No.151, Shipai Section, Dongyuan Avenue, Shipai Town, Dongguan City, Guangdong Province, P.R.China  
 2. Lot C5-1, Ba Thien II Industrial Park, Thien Ke Commune, Binh Xuyen District, Vinh Phuc Province, Vietnam  
 3. Shangli Industrial Park, Jinshan Town, Shangli County, Pingxiang, Jiangxi, P.R. China

**Equipment Under Test (EUT):**

**EUT Name:** BLUETOOTH HEADSET  
**Model No.:** REFLECT AERO  
**Trade Mark:** JBL  
**Standard(s) :** 47 CFR Part 15, Subpart C 15.247  
**Date of Receipt:** 2021-12-13  
**Date of Test:** 2021-12-17 to 2021-12-21  
**Date of Issue:** 2021-12-23

<b>Test Result:</b>	<b>Pass*</b>
---------------------	--------------

\* In the configuration tested, the EUT complied with the standards specified above.



Kobe Jian  
 EMC Laboratory Manager



Unless otherwise agreed in writing, this document is issued by the Company subject to its General Conditions of Service printed overleaf, available on request or accessible at <http://www.sgs.com/en/Terms-and-Conditions.aspx> and, for electronic format documents, subject to Terms and Conditions for Electronic Documents at <http://www.sgs.com/en/Terms-and-Conditions/Terms-e-Document.aspx>. Attention is drawn to the limitation of liability, indemnification and jurisdiction issues defined therein. Any holder of this document is advised that information contained hereon reflects the Company's findings at the time of its intervention only and within the limits of Client's instructions, if any. The Company's sole responsibility is to its Client and this document does not exonerate parties to a transaction from exercising all their rights and obligations under the transaction documents. This document cannot be reproduced except in full, without prior written approval of the Company. Any unauthorized alteration, forgery or falsification of the content or appearance of this document is unlawful and offenders may be prosecuted to the fullest extent of the law. Unless otherwise stated the results shown in this test report refer only to the sample(s) tested and such sample(s) are retained for 30 days only.

Attention: To check the authenticity of testing /inspection report & certificate, please contact us at telephone: (86-755) 8307 1443, or email: CN.Doccheck@sgs.com

Revision Record				
Version	Chapter	Date	Modifier	Remark
01		2021-12-23		Original

<b>Authorized for issue by</b>			
<b>Tested By</b>		 <hr/> <b>Curry Wu/Project Engineer</b>	
<b>Reviewed By</b>		 <hr/> <b>Ricky Liu/Reviewer</b>	



Unless otherwise agreed in writing, this document is issued by the Company subject to its General Conditions of Service printed overleaf, available on request or accessible at <http://www.sgs.com/en/Terms-and-Conditions.aspx> and, for electronic format documents, subject to Terms and Conditions for Electronic Documents at <http://www.sgs.com/en/Terms-and-Conditions/Terms-e-Documents.aspx>. Attention is drawn to the limitation of liability, indemnification and jurisdiction issues defined therein. Any holder of this document is advised that information contained hereon reflects the Company's findings at the time of its intervention only and within the limits of Client's instructions, if any. The Company's sole responsibility is to its Client and this document does not exonerate parties to a transaction from exercising all their rights and obligations under the transaction documents. This document cannot be reproduced except in full, without prior written approval of the Company. Any unauthorized alteration, forgery or falsification of the content or appearance of this document is unlawful and offenders may be prosecuted to the fullest extent of the law. Unless otherwise stated the results shown in this test report refer only to the sample(s) tested and such sample(s) are retained for 30 days only.

## 2 Test Summary

Radio Spectrum Technical Requirement				
Item	Standard	Method	Requirement	Result
Antenna Requirement	47 CFR Part 15, Subpart C 15.247	N/A	47 CFR Part 15, Subpart C 15.203 & 15.247(b)(4)	Pass

Radio Spectrum Matter Part				
Item	Standard	Method	Requirement	Result
Conducted Emissions at AC Power Line (150kHz-30MHz)	47 CFR Part 15, Subpart C 15.247	ANSI C63.10 (2013) Section 6.2	47 CFR Part 15, Subpart C 15.207	Pass
Conducted Peak Output Power		ANSI C63.10 (2013) Section 11.9.1.3	47 CFR Part 15, Subpart C 15.247(b)(3)	Pass
Duty Cycle		ANSI C63.10 (2013) Section 11.6	KDB 558074 D01 v05r02 section 6	Pass
Minimum 6dB Bandwidth		ANSI C63.10 (2013) Section 11.8.1	47 CFR Part 15, Subpart C 15.247a(2)	Pass
Power Spectrum Density		ANSI C63.10 (2013) Section 11.10.2	47 CFR Part 15, Subpart C 15.247(e)	Pass
Conducted Band Edges Measurement		ANSI C63.10 (2013) Section 11.13.3.2	47 CFR Part 15, Subpart C 15.247(d)	Pass
Conducted Spurious Emissions		ANSI C63.10 (2013) Section 11.11	47 CFR Part 15, Subpart C 15.247(d)	Pass
Radiated Emissions which fall in the restricted bands		ANSI C63.10 (2013) Section 6.10.5	47 CFR Part 15, Subpart C 15.205 & 15.209	Pass
Radiated Spurious Emissions (Below 1GHz)		ANSI C63.10 (2013) Section 6.4,6.5,6.6	47 CFR Part 15, Subpart C 15.205 & 15.209	Pass
Radiated Spurious Emissions (Above 1GHz)		ANSI C63.10 (2013) Section 6.4,6.5,6.6	47 CFR Part 15, Subpart C 15.205 & 15.209	Pass

**Note:**

E.U.T./EUT means Equipment Under Test.

Pass means the test result passed the test standard requirement, please find the detailed decision rule in the report relative section.



Unless otherwise agreed in writing, this document is issued by the Company subject to its General Conditions of Service printed overleaf, available on request or accessible at <http://www.sgs.com/en/Terms-and-Conditions.aspx> and, for electronic format documents, subject to Terms and Conditions for Electronic Documents at <http://www.sgs.com/en/terms-and-Conditions/Terms-e-Documents.aspx>. Attention is drawn to the limitation of liability, indemnification and jurisdiction issues defined therein. Any holder of this document is advised that information contained hereon reflects the Company's findings at the time of its intervention only and within the limits of Client's instructions, if any. The Company's sole responsibility is to its Client and this document does not exonerate parties to a transaction from exercising all their rights and obligations under the transaction documents. This document cannot be reproduced except in full, without prior written approval of the Company. Any unauthorized alteration, forgery or falsification of the content or appearance of this document is unlawful and offenders may be prosecuted to the fullest extent of the law. Unless otherwise stated the results shown in this test report refer only to the sample(s) tested and such sample(s) are retained for 30 days only.

Attention: To check the authenticity of testing /inspection report & certificate, please contact us at telephone: (86-755) 8307 1443, or email: CN.Doccheck@sgs.com

SGS-CSTC Standards Technical Services Co., Ltd. | No.198 Kezhu Road, Sciotech Park, Guangzhou Economic & Technology Development District, Guangzhou, China 510663 t (86-20) 82155555 f (86-20) 82075058 www.sgs.com.cn  
 Guangzhou Branch Testing Laboratory | 中国·广州·经济技术开发区科学城科珠路198号 邮编: 510663 t (86-20) 82155555 f (86-20) 82075058 sgs.china@sgs.com

### 3 Contents

	Page
<b>1 Cover Page</b> .....	<b>1</b>
<b>2 Test Summary</b> .....	<b>3</b>
<b>3 Contents</b> .....	<b>4</b>
<b>4 General Information</b> .....	<b>6</b>
4.1 Details of E.U.T. ....	6
4.2 Description of Support Units .....	6
4.3 Measurement Uncertainty .....	7
4.4 Test Location .....	8
4.5 Test Facility .....	8
4.6 Deviation from Standards .....	9
4.7 Abnormalities from Standard Conditions .....	9
<b>5 Equipment List</b> .....	<b>10</b>
<b>6 Radio Spectrum Technical Requirement</b> .....	<b>13</b>
6.1 Antenna Requirement .....	13
6.1.1 Test Requirement: .....	13
6.1.2 Conclusion .....	13
<b>7 Radio Spectrum Matter Test Results</b> .....	<b>14</b>
7.1 Conducted Emissions at AC Power Line (150kHz-30MHz) .....	14
7.1.1 E.U.T. Operation .....	14
7.1.2 Test Mode Description .....	14
7.1.3 Test Setup Diagram .....	15
7.1.4 Measurement Procedure and Data .....	15
7.2 Conducted Peak Output Power .....	24
7.2.1 E.U.T. Operation .....	24
7.2.2 Test Mode Description .....	24
7.2.3 Test Setup Diagram .....	25
7.2.4 Measurement Procedure and Data .....	25
7.3 Duty Cycle .....	26
7.3.1 E.U.T. Operation .....	26
7.3.2 Test Mode Description .....	26
7.3.3 Test Setup Diagram .....	26
7.3.4 Measurement Procedure and Data .....	26
7.4 Minimum 6dB Bandwidth .....	27
7.4.1 E.U.T. Operation .....	27
7.4.2 Test Mode Description .....	27
7.4.3 Test Setup Diagram .....	27
7.4.4 Measurement Procedure and Data .....	27
7.5 Power Spectrum Density .....	28
7.5.1 E.U.T. Operation .....	28
7.5.2 Test Mode Description .....	28
7.5.3 Test Setup Diagram .....	28
7.5.4 Measurement Procedure and Data .....	28



Unless otherwise agreed in writing, this document is issued by the Company subject to its General Conditions of Service printed overleaf, available on request or accessible at <http://www.sgs.com/en/Terms-and-Conditions.aspx> and, for electronic format documents, subject to Terms and Conditions for Electronic Documents at <http://www.sgs.com/en/terms-and-Conditions/Terms-e-Documents.aspx>. Attention is drawn to the limitation of liability, indemnification and jurisdiction issues defined therein. Any holder of this document is advised that information contained hereon reflects the Company's findings at the time of its intervention only and within the limits of Client's instructions, if any. The Company's sole responsibility is to its Client and this document does not exonerate parties to a transaction from exercising all their rights and obligations under the transaction documents. This document cannot be reproduced except in full, without prior written approval of the Company. Any unauthorized alteration, forgery or falsification of the content or appearance of this document is unlawful and offenders may be prosecuted to the fullest extent of the law. Unless otherwise stated the results shown in this test report refer only to the sample(s) tested and such sample(s) are retained for 30 days only.

7.6	Conducted Band Edges Measurement .....	29
7.6.1	E.U.T. Operation .....	29
7.6.2	Test Mode Description .....	29
7.6.3	Test Setup Diagram .....	30
7.6.4	Measurement Procedure and Data.....	30
7.7	Conducted Spurious Emissions .....	31
7.7.1	E.U.T. Operation .....	31
7.7.2	Test Mode Description .....	31
7.7.3	Test Setup Diagram .....	32
7.7.4	Measurement Procedure and Data.....	32
7.8	Radiated Emissions which fall in the restricted bands .....	33
7.8.1	E.U.T. Operation .....	33
7.8.2	Test Mode Description .....	33
7.8.3	Test Setup Diagram .....	34
7.8.4	Measurement Procedure and Data.....	34
7.9	Radiated Spurious Emissions (Below 1GHz) .....	51
7.9.1	E.U.T. Operation .....	51
7.9.2	Test Mode Description .....	51
7.9.3	Test Setup Diagram .....	52
7.9.4	Measurement Procedure and Data.....	52
7.10	Radiated Spurious Emissions (Above 1GHz).....	65
7.10.1	E.U.T. Operation.....	65
7.10.2	Test Mode Description .....	65
7.10.3	Test Setup Diagram .....	66
7.10.4	Measurement Procedure and Data.....	67
<b>8</b>	<b>Test Setup Photo .....</b>	<b>92</b>
<b>9</b>	<b>EUT Constructional Details (EUT Photos).....</b>	<b>92</b>
<b>10</b>	<b>Appendix.....</b>	<b>93</b>



Unless otherwise agreed in writing, this document is issued by the Company subject to its General Conditions of Service printed overleaf, available on request or accessible at <http://www.sgs.com/en/Terms-and-Conditions.aspx> and, for electronic format documents, subject to Terms and Conditions for Electronic Documents at <http://www.sgs.com/en/terms-and-Conditions/Terms-e-Documents.aspx>. Attention is drawn to the limitation of liability, indemnification and jurisdiction issues defined therein. Any holder of this document is advised that information contained hereon reflects the Company's findings at the time of its intervention only and within the limits of Client's instructions, if any. The Company's sole responsibility is to its Client and this document does not exonerate parties to a transaction from exercising all their rights and obligations under the transaction documents. This document cannot be reproduced except in full, without prior written approval of the Company. Any unauthorized alteration, forgery or falsification of the content or appearance of this document is unlawful and offenders may be prosecuted to the fullest extent of the law. Unless otherwise stated the results shown in this test report refer only to the sample(s) tested and such sample(s) are retained for 30 days only.

Attention: To check the authenticity of testing /inspection report & certificate, please contact us at telephone: (86-755) 8307 1443, or email: CN.Doccheck@sgs.com

## 4 General Information

### 4.1 Details of E.U.T.

Power supply:	Left earbud: Lithium-Ion Polymer Battery 3.85V 65mAh (Charge by charging case) Right earbud: Lithium Polymer Battery 3.85V 65mAh (Charge by charging case) Charging case: Lithium-Ion Polymer Battery 3.85V 400mAh (Charged by type-C port)
Cable(s):	Type-c cable: 25.5cm unshielded
Operation Frequency:	2402MHz to 2480MHz
Bluetooth Version:	V5.2
Modulation Type:	GFSK
Number of Channels:	40
Channel Spacing:	2MHz
Data Rate:	1M/bit, 2M/bit
Antenna Type:	Integral Antenna
Antenna Gain:	Left earbud: -0.24dBi Right earbuds: -1.61dBi
Function:	BLE Function

### 4.2 Description of Support Units

Description	Manufacturer	Model No.	Serial No.
Adapter	SAMSUNG	EP-TA200	REF. No.SEA05K04D



Unless otherwise agreed in writing, this document is issued by the Company subject to its General Conditions of Service printed overleaf, available on request or accessible at <http://www.sgs.com/en/Terms-and-Conditions.aspx> and, for electronic format documents, subject to Terms and Conditions for Electronic Documents at <http://www.sgs.com/en/terms-and-Conditions/Terms-e-Documents.aspx>. Attention is drawn to the limitation of liability, indemnification and jurisdiction issues defined therein. Any holder of this document is advised that information contained hereon reflects the Company's findings at the time of its intervention only and within the limits of Client's instructions, if any. The Company's sole responsibility is to its Client and this document does not exonerate parties to a transaction from exercising all their rights and obligations under the transaction documents. This document cannot be reproduced except in full, without prior written approval of the Company. Any unauthorized alteration, forgery or falsification of the content or appearance of this document is unlawful and offenders may be prosecuted to the fullest extent of the law. Unless otherwise stated the results shown in this test report refer only to the sample(s) tested and such sample(s) are retained for 30 days only.

Attention: To check the authenticity of testing /inspection report & certificate, please contact us at telephone: (86-755) 8307 1443, or email: CN.Doccheck@sgs.com

### 4.3 Measurement Uncertainty

Test Item	Measurement Uncertainty
Conducted Emissions at AC Power Line (150kHz-30MHz)	±3.12dB
Conducted Peak Output Power	± 0.75dB
Duty Cycle	± 0.37%
Minimum 6dB Bandwidth	± 3%
Power Spectrum Density	± 2.84dB
Conducted Band Edges Measurement	± 0.75dB
Conducted Spurious Emissions	± 0.75dB
Radiated Emissions which fall in the restricted bands	±5.08dB (1GHz-6GHz);±5.14dB(above 6GHz)
Radiated Spurious Emissions (Below 1GHz)	±5.06dB (3m); ±4.46dB (10m)
Radiated Spurious Emissions (Above 1GHz)	±5.08dB (1GHz-6GHz);±5.14dB(above 6GHz)
<p>Remark:</p> <p>The <math>U_{lab}</math> (lab Uncertainty) is less than <math>U_{CISPR}</math> (CISPR Uncertainty), so the test results</p> <ul style="list-style-type: none"> <li>– compliance is deemed to occur if no measured disturbance level exceeds the disturbance limit;</li> <li>– non-compliance is deemed to occur if any measured disturbance level exceeds the disturbance limit.</li> </ul>	



Unless otherwise agreed in writing, this document is issued by the Company subject to its General Conditions of Service printed overleaf, available on request or accessible at <http://www.sgs.com/en/Terms-and-Conditions.aspx> and, for electronic format documents, subject to Terms and Conditions for Electronic Documents at <http://www.sgs.com/en/terms-and-Conditions/Terms-e-Documents.aspx>. Attention is drawn to the limitation of liability, indemnification and jurisdiction issues defined therein. Any holder of this document is advised that information contained hereon reflects the Company's findings at the time of its intervention only and within the limits of Client's instructions, if any. The Company's sole responsibility is to its Client and this document does not exonerate parties to a transaction from exercising all their rights and obligations under the transaction documents. This document cannot be reproduced except in full, without prior written approval of the Company. Any unauthorized alteration, forgery or falsification of the content or appearance of this document is unlawful and offenders may be prosecuted to the fullest extent of the law. Unless otherwise stated the results shown in this test report refer only to the sample(s) tested and such sample(s) are retained for 30 days only.

Attention: To check the authenticity of testing /inspection report & certificate, please contact us at telephone: (86-755) 8307 1443, or email: CN.Doccheck@sgs.com

#### 4.4 Test Location

All tests were performed at:

SGS-CSTC Standards Technical Services Co., Ltd., Guangzhou Branch EMC Laboratory,  
 198 Kezhu Road, Sciencetech Park, Guangzhou Economic & Technology Development District,  
 Guangzhou, China 510663

Tel: +86 20 82155555 Fax: +86 20 82075059

No tests were sub-contracted.

#### 4.5 Test Facility

The test facility is recognized, certified, or accredited by the following organizations:

- **NVLAP (Lab Code: 200611-0)**

SGS-CSTC Standards Technical Services Co., Ltd., Guangzhou EMC Laboratory is accredited by the National Voluntary Laboratory Accreditation Program (NVLAP/NIST). NVLAP Code: 200611-0.

The report must not be used by the client to claim product certification, approval, or endorsement by NVLAP, NIST, or any agency of the Federal Government.

- **ACMA**

SGS-CSTC Standards Technical Services Co., Ltd., EMC Laboratory can also perform testing for the Australian/New Zealand Regulatory Compliance Mark (RCM).

- **SGS UK(Certificate No.: 32), SGS-TUV SAARLAND and SGS-FIMKO**

Have approved SGS-CSTC Standards Technical Services Co., Ltd., EMC Laboratory as a supplier of EMC TESTING SERVICES and SAFETY TESTING SERVICES.

- **CNAS (Lab Code: L0167)**

SGS-CSTC Standards Technical Services Co., Ltd., EMC Laboratory has been assessed and in compliance with CNAS-CL01:2018 accreditation criteria for testing laboratories (identical to ISO/IEC 17025:2017 General Requirements) for the Competence of Testing Laboratories.

- **FCC Recognized Accredited Test Firm(Registration No.: 486818)**

SGS-CSTC Standards Technical Services Co., Ltd., EMC Laboratory has been accredited and fully described in a report filed with the (FCC) Federal Communications Commission. The acceptance letter from the FCC is maintained in our files. Designation Number: CN5016, Test Firm Registration Number: 486818.

- **ISED (Registration No.: 4620B, CAB identifier: CN0052)**

SGS-CSTC Standards Technical Services Co., Ltd., has been registered by Innovation Science and Economic Development Canada for Wireless Device Testing laboratories to test to Canadian radio equipment requirements. Registration No. 4620B, CAB identifier: CN0052.

- **VCCI (Registration No.: R-12460, C-12584, G-20107 and T-11179)**

The 10m Semi-anechoic chamber, 966 Anechoic Chamber and Shielded Room of SGS-CSTC Standards Technical Services Co., Ltd. have been registered in accordance with the Regulations for Voluntary Control Measures with Registration No.: R-12460, C-12584, G-20107 and T-11179 respectively.

- **CBTL (Lab Code: TL129)**

SGS-CSTC Standards Technical Services Co., Ltd., E&E Laboratory has been assessed and fully comply with the requirements of ISO/IEC 17025:2017, the Basic Rules, IECEE 01 and Rules of procedure IECEE 02, and the relevant IECEE CB-Scheme Operational documents.



Unless otherwise agreed in writing, this document is issued by the Company subject to its General Conditions of Service printed overleaf, available on request or accessible at <http://www.sgs.com/en/Terms-and-Conditions.aspx> and, for electronic format documents, subject to Terms and Conditions for Electronic Documents at <http://www.sgs.com/en/terms-and-Conditions/Terms-e-Documents.aspx>. Attention is drawn to the limitation of liability, indemnification and jurisdiction issues defined therein. Any holder of this document is advised that information contained herein reflects the Company's findings at the time of its intervention only and within the limits of Client's instructions, if any. The Company's sole responsibility is to its Client and this document does not exonerate parties to a transaction from exercising all their rights and obligations under the transaction documents. This document cannot be reproduced except in full, without prior written approval of the Company. Any unauthorized alteration, forgery or falsification of the content or appearance of this document is unlawful and offenders may be prosecuted to the fullest extent of the law. Unless otherwise stated the results shown in this test report refer only to the sample(s) tested and such sample(s) are retained for 30 days only.

Attention: To check the authenticity of testing /inspection report & certificate, please contact us at telephone: (86-755) 8307 1443, or email: [CN.Doccheck@sgs.com](mailto:CN.Doccheck@sgs.com)

#### 4.6 Deviation from Standards

None

#### 4.7 Abnormalities from Standard Conditions

None



Unless otherwise agreed in writing, this document is issued by the Company subject to its General Conditions of Service printed overleaf, available on request or accessible at <http://www.sgs.com/en/Terms-and-Conditions.aspx> and, for electronic format documents, subject to Terms and Conditions for Electronic Documents at <http://www.sgs.com/en/terms-and-Conditions/Terms-e-Documents.aspx>. Attention is drawn to the limitation of liability, indemnification and jurisdiction issues defined therein. Any holder of this document is advised that information contained hereon reflects the Company's findings at the time of its intervention only and within the limits of Client's instructions, if any. The Company's sole responsibility is to its Client and this document does not exonerate parties to a transaction from exercising all their rights and obligations under the transaction documents. This document cannot be reproduced except in full, without prior written approval of the Company. Any unauthorized alteration, forgery or falsification of the content or appearance of this document is unlawful and offenders may be prosecuted to the fullest extent of the law. Unless otherwise stated the results shown in this test report refer only to the sample(s) tested and such sample(s) are retained for 30 days only.

Attention: To check the authenticity of testing /inspection report & certificate, please contact us at telephone: (86-755) 8307 1443, or email: [CN.Doccheck@sgs.com](mailto:CN.Doccheck@sgs.com)

## 5 Equipment List

Conducted Emissions at AC Power Line (150kHz-30MHz)					
Equipment	Manufacturer	Model No	Inventory No	Cal Date	Cal Due Date
Shielding Room	ChangZhou ZhongYu	8m x 3m x 3.8m	EMC0306	N/A	N/A
Two-Line V-Network	Rohde & Schwarz	ENV216	EMC0118	2021-01-08	2022-01-06
Two-Line V-Network-GZ	Rohde & Schwarz	ENV216	EMC2135	2021-09-24	2022-09-23
Coaxial Cable	HangTianXing	2m	EMC0107	2020-09-09	2022-09-08
Test Software E3c	Audix	Ver. 5.4.1221b	GZE100-62	N/A	N/A
EMI Test Receiver(9kHz-3.6GHz)	Rohde & Schwarz	ESR4	EMC2221	2021-06-01	2022-05-31

Conducted Peak Output Power					
Equipment	Manufacturer	Model No	Inventory No	Cal Date	Cal Due Date
Power Meter (U2021XA_Ch2)	Agilent Technologies	U2021XA_Ch2	SEM009-02	2021-05-19	2022-05-18
6dB Attenuator	HP	8491A	EMC2062	2020-04-15	2022-04-14
MI CABLE	SGS-EMC	0.8M	EMC2136	2021-11-01	2023-11-01
Test Software	TST	V2.0	GZE100-78	N/A	N/A

Duty Cycle					
Equipment	Manufacturer	Model No	Inventory No	Cal Date	Cal Due Date
EXA Signal Analyzer(10Hz-44GHz)	Agilent Technologies	N9010A	EMC2138	2021-09-16	2022-09-15
6dB Attenuator	HP	8491A	EMC2062	2020-04-15	2022-04-14
MI CABLE	SGS-EMC	0.8M	EMC2136	2021-11-01	2023-11-01
Test Software	TST	V2.0	GZE100-78	N/A	N/A

Minimum 6dB Bandwidth					
Equipment	Manufacturer	Model No	Inventory No	Cal Date	Cal Due Date
EXA Signal Analyzer(10Hz-44GHz)	Agilent Technologies	N9010A	EMC2138	2021-09-16	2022-09-15
6dB Attenuator	HP	8491A	EMC2062	2020-04-15	2022-04-14
MI CABLE	SGS-EMC	0.8M	EMC2136	2021-11-01	2023-11-01
Test Software	TST	V2.0	GZE100-78	N/A	N/A

Power Spectrum Density					
Equipment	Manufacturer	Model No	Inventory No	Cal Date	Cal Due Date
EXA Signal Analyzer(10Hz-44GHz)	Agilent Technologies	N9010A	EMC2138	2021-09-16	2022-09-15
6dB Attenuator	HP	8491A	EMC2062	2020-04-15	2022-04-14



Unless otherwise agreed in writing, this document is issued by the Company subject to its General Conditions of Service printed overleaf, available on request or accessible at <http://www.sgs.com/en/Terms-and-Conditions.aspx> and, for electronic format documents, subject to Terms and Conditions for Electronic Documents at <http://www.sgs.com/en/terms-and-Conditions/Terms-e-Documents.aspx>. Attention is drawn to the limitation of liability, indemnification and jurisdiction issues defined therein. Any holder of this document is advised that information contained hereon reflects the Company's findings at the time of its intervention only and within the limits of Client's instructions, if any. The Company's sole responsibility is to its Client and this document does not exonerate parties to a transaction from exercising all their rights and obligations under the transaction documents. This document cannot be reproduced except in full, without prior written approval of the Company. Any unauthorized alteration, forgery or falsification of the content or appearance of this document is unlawful and offenders may be prosecuted to the fullest extent of the law. Unless otherwise stated the results shown in this test report refer only to the sample(s) tested and such sample(s) are retained for 30 days only.

MI CABLE	SGS-EMC	0.8M	EMC2136	2021-11-01	2023-11-01
Test Software	TST	V2.0	GZE100-78	N/A	N/A

**Conducted Band Edges Measurement**

Equipment	Manufacturer	Model No	Inventory No	Cal Date	Cal Due Date
EXA Signal Analyzer(10Hz-44GHz)	Agilent Technologies	N9010A	EMC2138	2021-09-16	2022-09-15
6dB Attenuator	HP	8491A	EMC2062	2020-04-15	2022-04-14
MI CABLE	SGS-EMC	0.8M	EMC2136	2021-11-01	2023-11-01
Test Software	TST	V2.0	GZE100-78	N/A	N/A

**Conducted Spurious Emissions**

Equipment	Manufacturer	Model No	Inventory No	Cal Date	Cal Due Date
EXA Signal Analyzer(10Hz-44GHz)	Agilent Technologies	N9010A	EMC2138	2021-09-16	2022-09-15
6dB Attenuator	HP	8491A	EMC2062	2020-04-15	2022-04-14
MI CABLE	SGS-EMC	0.8M	EMC2136	2021-11-01	2023-11-01
Test Software	TST	V2.0	GZE100-78	N/A	N/A

**Radiated Emissions which fall in the restricted bands**

Equipment	Manufacturer	Model No	Inventory No	Cal Date	Cal Due Date
EMI Test Receiver(20Hz-26.5GHz)	Rohde & Schwarz	ESIB26	EMC0522	2021-01-08	2022-01-07
Chamber cable(Above 1GHz)	Scoflex	KMKM-8.0m	EMC0545	2020-09-09	2022-09-08
Horn Antenna(1GHz-18GHz)	SCHWARZBECK MESS-ELEKTRONIK	BBHA 9120D	EMC2026	2019-09-25	2022-09-24
1GHz-26.5 GHz Pre-Amplifier	Agilent	8449B	EMC0521	2021-01-08	2022-01-07
966 Anechoic Chamber	C.R.T	9m x 6m x 6m	EMC2142	2020-12-20	2023-12-19
MXE EMI Receiver(10Hz-8.4GHz)	Keysight	N9038A	EMC2139	2021-11-01	2022-10-31
EXA Signal Analyzer(10Hz-44GHz)	Keysight	N9010A	EMC2138	2021-09-16	2022-09-15
Test Software E3	Audix	Ver.6.120110a	GZE100-61	N/A	N/A
Horn Antenna(14-40GHz)	SCHWARZBECK	BBHA 9170	EMC2041	2020-06-28	2023-06-27
Microwave Broadband Pre-amplifier (18-40GHz)	SCHWARZBECK	BBV 9721	EMC2172	2021-08-30	2022-08-29



Unless otherwise agreed in writing, this document is issued by the Company subject to its General Conditions of Service printed overleaf, available on request or accessible at <http://www.sgs.com/en/Terms-and-Conditions.aspx> and, for electronic format documents, subject to Terms and Conditions for Electronic Documents at <http://www.sgs.com/en/terms-and-Conditions/Terms-e-Documents.aspx>. Attention is drawn to the limitation of liability, indemnification and jurisdiction issues defined therein. Any holder of this document is advised that information contained herein reflects the Company's findings at the time of its intervention only and within the limits of Client's instructions, if any. The Company's sole responsibility is to its Client and this document does not exonerate parties to a transaction from exercising all their rights and obligations under the transaction documents. This document cannot be reproduced except in full, without prior written approval of the Company. Any unauthorized alteration, forgery or falsification of the content or appearance of this document is unlawful and offenders may be prosecuted to the fullest extent of the law. Unless otherwise stated the results shown in this test report refer only to the sample(s) tested and such sample(s) are retained for 30 days only.

<b>Radiated Spurious Emissions (Below 1GHz)</b>					
Equipment	Manufacturer	Model No	Inventory No	Cal Date	Cal Due Date
EMI Test Receiver(10Hz-26.5GHz)	Rohde & Schwarz	ESIB26	EMC0522	2021-01-08	2022-01-07
Chamber cable	HangTianXing	N/A	EMC0542	2020-09-09	2022-09-08
Trilog Broadband Antenna(25MHz-1GHz)-Lab	SCHWARZBECK MESS-ELEKTRONIK	VULB 9168	SEM003-18	2019-02-22	2022-02-22
Amplifier(9kHz-1.3GHz)	HP	8447F	EMC2065	2021-05-19	2022-05-18
10m Semi-Anechoic Chamber	ETS	N/A	EMC0530	2019-10-20	2022-10-19
Test Software E3	Audix	Ver.6.120110a	GZE100-61	N/A	N/A
EMI Test Receiver(1Hz-8GHz)	Rohde & Schwarz	ESW8	EMC2220	2021-05-26	2022-05-25

<b>Radiated Spurious Emissions (Above 1GHz)</b>					
Equipment	Manufacturer	Model No	Inventory No	Cal Date	Cal Due Date
EMI Test Receiver(20Hz-26.5GHz)	Rohde & Schwarz	ESIB26	EMC0522	2021-01-08	2022-01-07
Chamber cable(Above 1GHz)	Scoflex	KMKM-8.0m	EMC0545	2020-09-09	2022-09-08
Horn Antenna(1GHz-18GHz)	SCHWARZBECK MESS-ELEKTRONIK	BBHA 9120D	EMC2026	2019-09-25	2022-09-24
1GHz-26.5 GHz Pre-Amplifier	Agilent	8449B	EMC0521	2021-01-08	2022-01-07
2.4GHz Filter	Micro-Tronics	BRM 50702	EMC2069	2021-01-08	2022-01-07
966 Anechoic Chamber	C.R.T	9m x 6m x 6m	EMC2142	2020-12-20	2023-12-19
MXE EMI Receiver(10Hz-8.4GHz)	Keysight	N9038A	EMC2139	2021-11-01	2022-10-31
EXA Signal Analyzer(10Hz-44GHz)	Keysight	N9010A	EMC2138	2021-09-16	2022-09-15
Test Software E3	Audix	Ver.6.120110a	GZE100-61	N/A	N/A
Horn Antenna(14-40GHz)	SCHWARZBECK	BBHA 9170	EMC2041	2020-06-28	2023-06-27
Microwave Broadband Preamplifier (18-40GHz)	SCHWARZBECK	BBV 9721	EMC2172	2021-08-30	2022-08-29

<b>General used equipment</b>					
Equipment	Manufacturer	Model No	Inventory No	Cal Date	Cal Due Date
DMM	Fluke	73	EMC0006	2021-07-05	2022-07-05
DMM	Fluke	73	EMC0007	2021-07-05	2022-07-05



Unless otherwise agreed in writing, this document is issued by the Company subject to its General Conditions of Service printed overleaf, available on request or accessible at <http://www.sgs.com/en/Terms-and-Conditions.aspx> and, for electronic format documents, subject to Terms and Conditions for Electronic Documents at <http://www.sgs.com/en/terms-and-Conditions/Terms-e-Document.aspx>. Attention is drawn to the limitation of liability, indemnification and jurisdiction issues defined therein. Any holder of this document is advised that information contained hereon reflects the Company's findings at the time of its intervention only and within the limits of Client's instructions, if any. The Company's sole responsibility is to its Client and this document does not exonerate parties to a transaction from exercising all their rights and obligations under the transaction documents. This document cannot be reproduced except in full, without prior written approval of the Company. Any unauthorized alteration, forgery or falsification of the content or appearance of this document is unlawful and offenders may be prosecuted to the fullest extent of the law. Unless otherwise stated the results shown in this test report refer only to the sample(s) tested and such sample(s) are retained for 30 days only.

Attention: To check the authenticity of testing /inspection report & certificate, please contact us at telephone: (86-755) 8307 1443, or email: CN.Doccheck@sgs.com

SGS-CSTC Standards Technical Services Co., Ltd. No.198 Kezhu Road, Sciencetech Park, Guangzhou Economic & Technology Development District, Guangzhou, China 510663 t (86-20) 82155555 f (86-20) 82075058 www.sgs.com.cn  
 Guangzhou Branch Testing & Calibration Laboratory 中国·广州·经济技术开发区科学城科珠路198号 邮编: 510663 t (86-20) 82155555 f (86-20) 82075058 sgs.china@sgs.com

## 6 Radio Spectrum Technical Requirement

### 6.1 Antenna Requirement

#### 6.1.1 Test Requirement:

47 CFR Part 15, Subpart C 15.203 & 15.247(b)(4)

#### 6.1.2 Conclusion

15.203 Requirement:

Testing shall be performed using the highest gain antenna of each combination of licence-exempt transmitter and antenna type, with the transmitter output power set at the maximum level. When a measurement at the antenna connector is used to determine RF output power, the effective gain of the device's antenna shall be stated, based on a measurement or on data from the antenna manufacturer.

15.247(b) (4) requirement:

The conducted output power limit specified in paragraph (b) of this section is based on the use of antennas with directional gains that do not exceed 6 dBi. Except as shown in paragraph (c) of this section, if transmitting antennas of directional gain greater than 6 dBi are used, the conducted output power from the intentional radiator shall be reduced below the stated values in paragraphs (b)(1), (b)(2), and (b)(3) of this section, as appropriate, by the amount in dB that the directional gain of the antenna exceeds 6 dBi.

EUT Antenna:

The antenna is integrated on the main PCB and no consideration of replacement. The best case gain of the antenna is Left earbud: -0.24dBi Right earbuds: -1.61dBi

Antenna location: Refer to internal photo.



Unless otherwise agreed in writing, this document is issued by the Company subject to its General Conditions of Service printed overleaf, available on request or accessible at <http://www.sgs.com/en/Terms-and-Conditions.aspx> and, for electronic format documents, subject to Terms and Conditions for Electronic Documents at <http://www.sgs.com/en/terms-and-Conditions/Terms-e-Documents.aspx>. Attention is drawn to the limitation of liability, indemnification and jurisdiction issues defined therein. Any holder of this document is advised that information contained hereon reflects the Company's findings at the time of its intervention only and within the limits of Client's instructions, if any. The Company's sole responsibility is to its Client and this document does not exonerate parties to a transaction from exercising all their rights and obligations under the transaction documents. This document cannot be reproduced except in full, without prior written approval of the Company. Any unauthorized alteration, forgery or falsification of the content or appearance of this document is unlawful and offenders may be prosecuted to the fullest extent of the law. Unless otherwise stated the results shown in this test report refer only to the sample(s) tested and such sample(s) are retained for 30 days only.

Attention: To check the authenticity of testing /inspection report & certificate, please contact us at telephone: (86-755) 8307 1443, or email: [CN.Doccheck@sgs.com](mailto:CN.Doccheck@sgs.com)

## 7 Radio Spectrum Matter Test Results

### 7.1 Conducted Emissions at AC Power Line (150kHz-30MHz)

Test Requirement 47 CFR Part 15, Subpart C 15.207  
 Test Method: ANSI C63.10 (2013) Section 6.2  
 Limit:

Frequency of emission(MHz)	Conducted limit(dBμV)	
	Quasi-peak	Average
0.15-0.5	66 to 56*	56 to 46*
0.5-5	56	46
5-30	60	50

\*Decreases with the logarithm of the frequency.  
 Detector: Peak for pre-scan (9kHz resolution bandwidth) 0.15M to 30MHz

#### 7.1.1 E.U.T. Operation

Operating Environment:  
 Temperature: 23.9 °C Humidity: 49.7 % RH Atmospheric Pressure: 1020 mbar

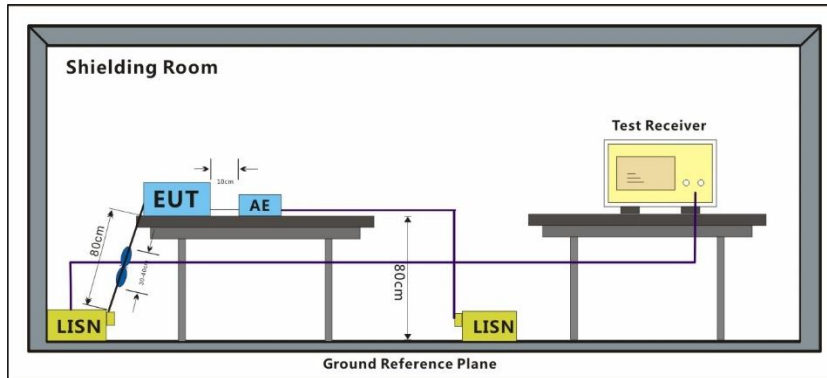
#### 7.1.2 Test Mode Description

Pre-scan / Final test	Mode Code	Description
Final test	14	TX mode(Left earbud 1M/bit of BLE)+charging_Keep the EUT in continuously transmitting mode with GFSK modulation and being charged.
Final test	15	TX mode(Right earbud 1M/bit of BLE)+charging_Keep the EUT in continuously transmitting mode with GFSK modulation and being charged.
Final test	16	TX mode(Left earbud 2M/bit of BLE)+charging_Keep the EUT in continuously transmitting mode with GFSK modulation and being charged.
Final test	17	TX mode(Right earbud 2M/bit of BLE)+charging_Keep the EUT in continuously transmitting mode with GFSK modulation and being charged.



Unless otherwise agreed in writing, this document is issued by the Company subject to its General Conditions of Service printed overleaf, available on request or accessible at <http://www.sgs.com/en/Terms-and-Conditions.aspx> and, for electronic format documents, subject to Terms and Conditions for Electronic Documents at <http://www.sgs.com/en/terms-and-Conditions/Terms-e-Documents.aspx>. Attention is drawn to the limitation of liability, indemnification and jurisdiction issues defined therein. Any holder of this document is advised that information contained hereon reflects the Company's findings at the time of its intervention only and within the limits of Client's instructions, if any. The Company's sole responsibility is to its Client and this document does not exonerate parties to a transaction from exercising all their rights and obligations under the transaction documents. This document cannot be reproduced except in full, without prior written approval of the Company. Any unauthorized alteration, forgery or falsification of the content or appearance of this document is unlawful and offenders may be prosecuted to the fullest extent of the law. Unless otherwise stated the results shown in this test report refer only to the sample(s) tested and such sample(s) are retained for 30 days only.  
 Attention: To check the authenticity of testing /inspection report & certificate, please contact us at telephone: (86-755) 8307 1443, or email: CN.Doccheck@sgs.com

### 7.1.3 Test Setup Diagram



### 7.1.4 Measurement Procedure and Data

- 1) The mains terminal disturbance voltage test was conducted in a shielded room.
- 2) The EUT was connected to AC power source through a LISN 1 (Line Impedance Stabilization Network) which provides a 50ohm/50μH + 5ohm linear impedance. The power cables of all other units of the EUT were connected to a second LISN 2, which was bonded to the ground reference plane in the same way as the LISN 1 for the unit being measured. A multiple socket outlet strip was used to connect multiple power cables to a single LISN provided the rating of the LISN was not exceeded.
- 3) The tabletop EUT was placed upon a non-metallic table 0.8m above the ground reference plane. And for floor-standing arrangement, the EUT was placed on the horizontal ground reference plane.
- 4) The test was performed with a vertical ground reference plane. The rear of the EUT shall be 0.4 m from the vertical ground reference plane. The vertical ground reference plane was bonded to the horizontal ground reference plane. The LISN 1 was placed 0.8 m from the boundary of the unit under test and bonded to a ground reference plane for LISNs mounted on top of the ground reference plane. This distance was between the closest points of the LISN 1 and the EUT. All other units of the EUT and associated equipment was at least 0.8 m from the LISN 2.
- 5) In order to find the maximum emission, the relative positions of equipment and all of the interface cables must be changed according to ANSI C63.10 on conducted measurement.

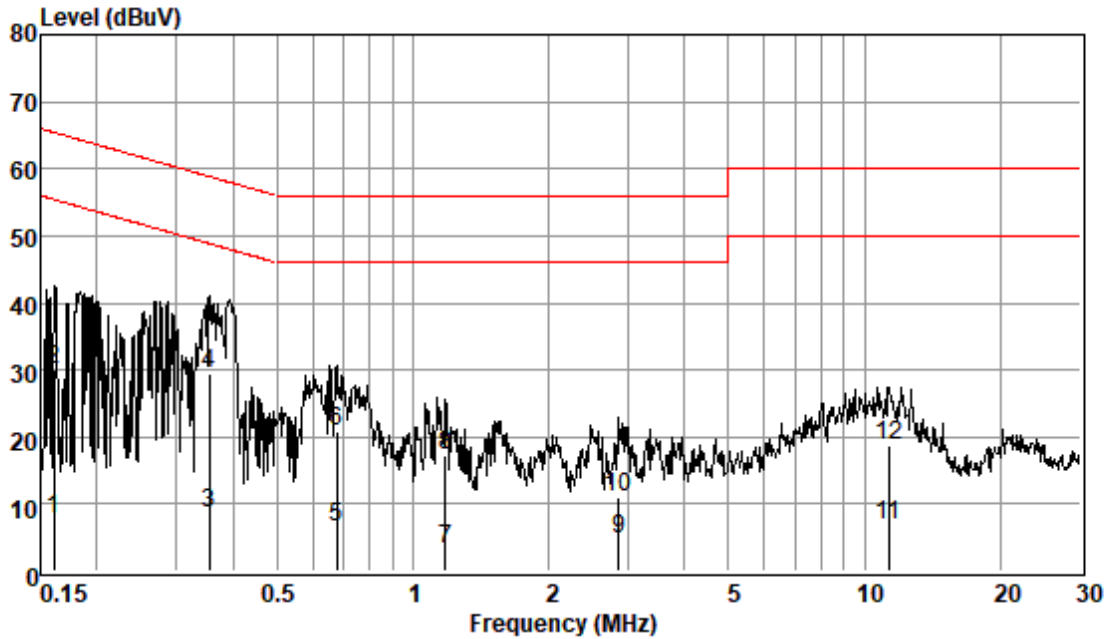
Remark: LISN=Read Level+ Cable Loss+ LISN Factor



Unless otherwise agreed in writing, this document is issued by the Company subject to its General Conditions of Service printed overleaf, available on request or accessible at <http://www.sgs.com/en/Terms-and-Conditions.aspx> and, for electronic format documents, subject to Terms and Conditions for Electronic Documents at <http://www.sgs.com/en/terms-and-Conditions/Terms-e-Documents.aspx>. Attention is drawn to the limitation of liability, indemnification and jurisdiction issues defined therein. Any holder of this document is advised that information contained hereon reflects the Company's findings at the time of its intervention only and within the limits of Client's instructions, if any. The Company's sole responsibility is to its Client and this document does not exonerate parties to a transaction from exercising all their rights and obligations under the transaction documents. This document cannot be reproduced except in full, without prior written approval of the Company. Any unauthorized alteration, forgery or falsification of the content or appearance of this document is unlawful and offenders may be prosecuted to the fullest extent of the law. Unless otherwise stated the results shown in this test report refer only to the sample(s) tested and such sample(s) are retained for 30 days only.

Attention: To check the authenticity of testing /inspection report & certificate, please contact us at telephone: (86-755) 8307 1443, or email: CN.Doccheck@sgs.com

Test Mode: 14; Line: Neutral, Modulation: GFSK; Channel:Low



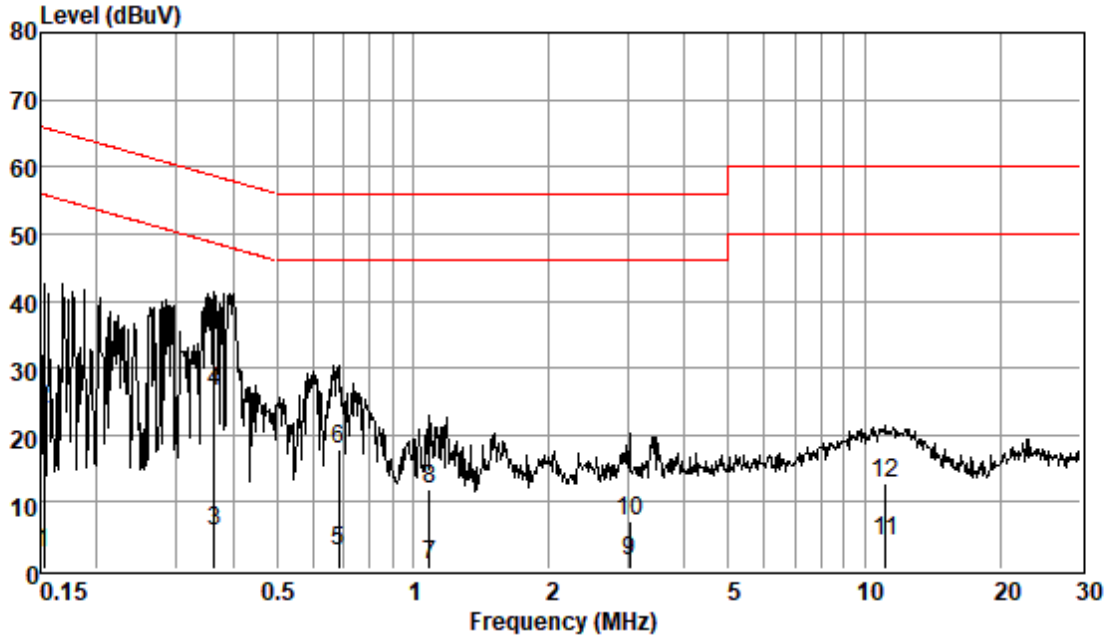
Pol : NEUTRAL  
Mode :  
Model :

Frequency MHz	Read Level dBuV	Cable Loss dB	LISN Factor dB	Measured Level dBuV	Limit Line dBuV	Over Limit dB	Remark
0.16	-1.96	0.06	9.55	7.65	55.43	-47.78	Average
0.16	20.38	0.06	9.55	29.99	65.43	-35.44	QP
0.35	-0.92	0.06	9.54	8.68	48.87	-40.19	Average
0.35	19.91	0.06	9.54	29.51	58.87	-29.36	QP
0.68	-2.95	0.07	9.55	6.67	46.00	-39.33	Average
0.68	11.26	0.07	9.55	20.88	56.00	-35.12	QP
1.18	-6.47	0.08	9.55	3.16	46.00	-42.84	Average
1.18	7.66	0.08	9.55	17.29	56.00	-38.71	QP
2.85	-5.06	0.14	9.55	4.63	46.00	-41.37	Average
2.85	1.31	0.14	9.55	11.00	56.00	-45.00	QP
11.32	-2.99	0.25	9.61	6.87	50.00	-43.13	Average
11.32	9.00	0.25	9.61	18.86	60.00	-41.14	QP



Unless otherwise agreed in writing, this document is issued by the Company subject to its General Conditions of Service printed overleaf, available on request or accessible at <http://www.sgs.com/en/Terms-and-Conditions.aspx> and, for electronic format documents, subject to Terms and Conditions for Electronic Documents at <http://www.sgs.com/en/Terms-and-Conditions/Terms-e-Documents.aspx>. Attention is drawn to the limitation of liability, indemnification and jurisdiction issues defined therein. Any holder of this document is advised that information contained hereon reflects the Company's findings at the time of its intervention only and within the limits of Client's instructions, if any. The Company's sole responsibility is to its Client and this document does not exonerate parties to a transaction from exercising all their rights and obligations under the transaction documents. This document cannot be reproduced except in full, without prior written approval of the Company. Any unauthorized alteration, forgery or falsification of the content or appearance of this document is unlawful and offenders may be prosecuted to the fullest extent of the law. Unless otherwise stated the results shown in this test report refer only to the sample(s) tested and such sample(s) are retained for 30 days only.

Test Mode: 14; Line: Line, Modulation: GFSK; Channel:Low



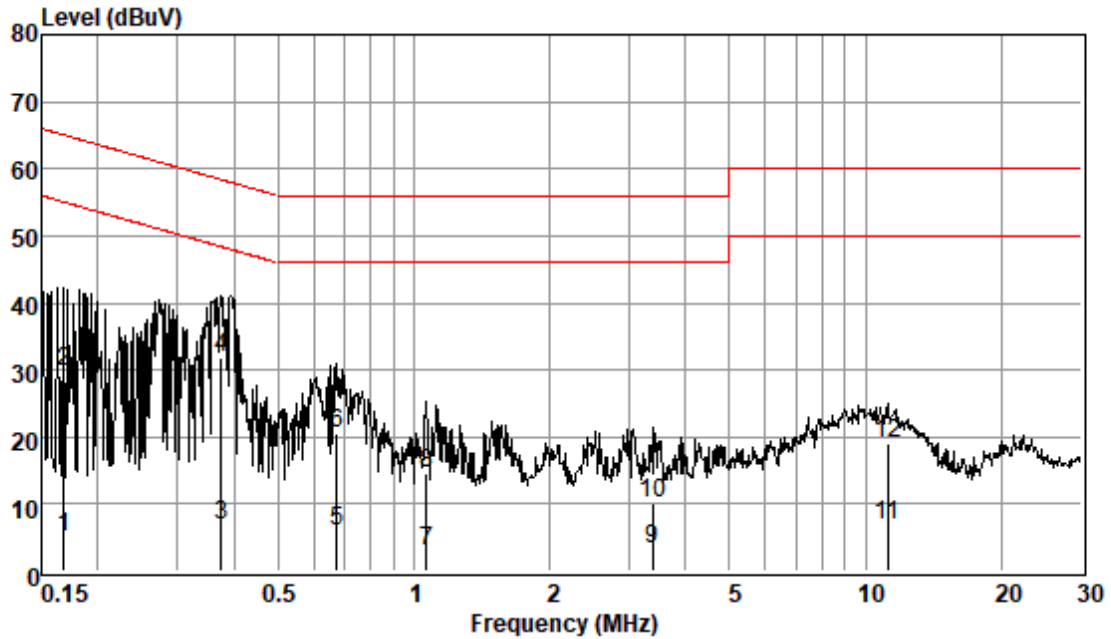
Pol :LINE  
Mode :  
Model :

Frequency MHz	Read Level dBuV	Cable Loss dB	LISN Factor dB	Measured Level dBuV	Limit Line dBuV	Over Limit dB	Remark
0.15	-7.37	0.06	9.62	2.31	55.87	-53.56	Average
0.15	14.21	0.06	9.62	23.89	65.87	-41.98	QP
0.36	-3.98	0.06	9.63	5.71	48.65	-42.94	Average
0.36	16.74	0.06	9.63	26.43	58.65	-32.22	QP
0.69	-7.17	0.07	9.63	2.53	46.00	-43.47	Average
0.69	8.24	0.07	9.63	17.94	56.00	-38.06	QP
1.09	-9.00	0.08	9.62	0.70	46.00	-45.30	Average
1.09	2.11	0.08	9.62	11.81	56.00	-44.19	QP
3.03	-8.49	0.15	9.62	1.28	46.00	-44.72	Average
3.03	-2.64	0.15	9.62	7.13	56.00	-48.87	QP
11.14	-5.75	0.25	9.70	4.20	50.00	-45.80	Average
11.14	2.75	0.25	9.70	12.70	60.00	-47.30	QP



Unless otherwise agreed in writing, this document is issued by the Company subject to its General Conditions of Service printed overleaf, available on request or accessible at <http://www.sgs.com/en/Terms-and-Conditions.aspx> and, for electronic format documents, subject to Terms and Conditions for Electronic Documents at <http://www.sgs.com/en/Terms-and-Conditions/Terms-e-Documents.aspx>. Attention is drawn to the limitation of liability, indemnification and jurisdiction issues defined therein. Any holder of this document is advised that information contained hereon reflects the Company's findings at the time of its intervention only and within the limits of Client's instructions, if any. The Company's sole responsibility is to its Client and this document does not exonerate parties to a transaction from exercising all their rights and obligations under the transaction documents. This document cannot be reproduced except in full, without prior written approval of the Company. Any unauthorized alteration, forgery or falsification of the content or appearance of this document is unlawful and offenders may be prosecuted to the fullest extent of the law. Unless otherwise stated the results shown in this test report refer only to the sample(s) tested and such sample(s) are retained for 30 days only.

Test Mode: 15; Line: Neutral, Modulation: GFSK; Channel:Low



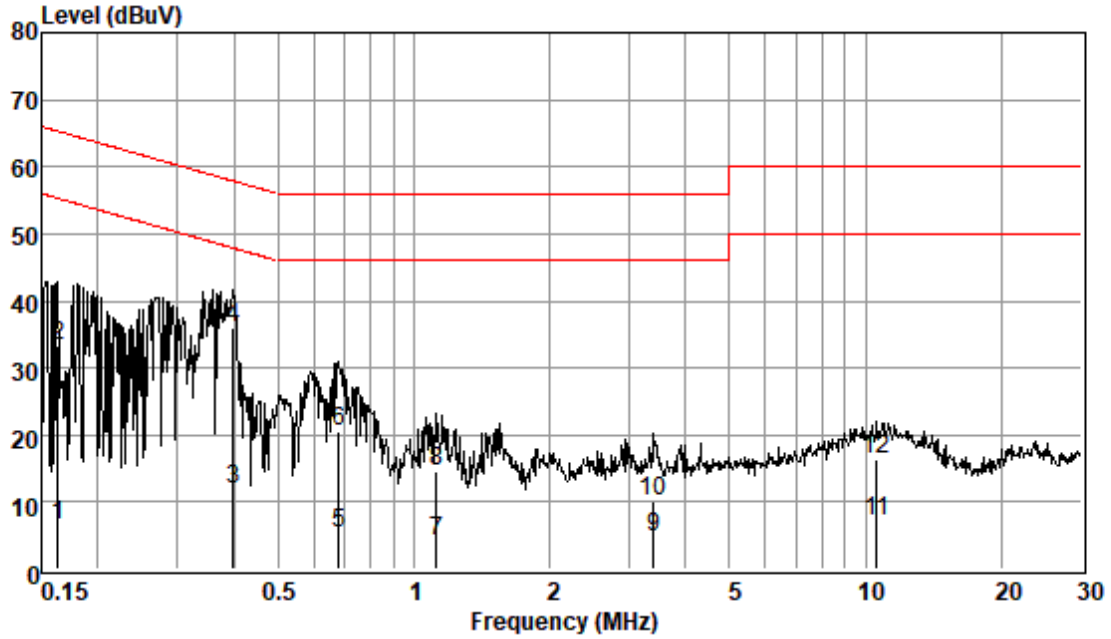
Pol :NEUTRAL  
Mode :  
Model :

Frequency MHz	Read Level dBuV	Cable Loss dB	LISN Factor dB	Measured Level dBuV	Limit Line dBuV	Over Limit dB	Remark
0.17	-4.42	0.06	9.55	5.19	55.03	-49.84	Average
0.17	20.00	0.06	9.55	29.61	65.03	-35.42	QP
0.38	-2.91	0.06	9.55	6.70	48.39	-41.69	Average
0.38	22.36	0.06	9.55	31.97	58.39	-26.42	QP
0.68	-3.55	0.07	9.55	6.07	46.00	-39.93	Average
0.68	11.00	0.07	9.55	20.62	56.00	-35.38	QP
1.07	-6.74	0.07	9.55	2.88	46.00	-43.12	Average
1.07	5.08	0.07	9.55	14.70	56.00	-41.30	QP
3.38	-6.36	0.15	9.56	3.35	46.00	-42.65	Average
3.38	0.40	0.15	9.56	10.11	56.00	-45.89	QP
11.20	-3.10	0.25	9.60	6.75	50.00	-43.25	Average
11.20	9.16	0.25	9.60	19.01	60.00	-40.99	QP



Unless otherwise agreed in writing, this document is issued by the Company subject to its General Conditions of Service printed overleaf, available on request or accessible at <http://www.sgs.com/en/Terms-and-Conditions.aspx> and, for electronic format documents, subject to Terms and Conditions for Electronic Documents at <http://www.sgs.com/en/Terms-and-Conditions/Terms-e-Documents.aspx>. Attention is drawn to the limitation of liability, indemnification and jurisdiction issues defined therein. Any holder of this document is advised that information contained hereon reflects the Company's findings at the time of its intervention only and within the limits of Client's instructions, if any. The Company's sole responsibility is to its Client and this document does not exonerate parties to a transaction from exercising all their rights and obligations under the transaction documents. This document cannot be reproduced except in full, without prior written approval of the Company. Any unauthorized alteration, forgery or falsification of the content or appearance of this document is unlawful and offenders may be prosecuted to the fullest extent of the law. Unless otherwise stated the results shown in this test report refer only to the sample(s) tested and such sample(s) are retained for 30 days only.

Test Mode: 15; Line: Line, Modulation: GFSK; Channel:Low



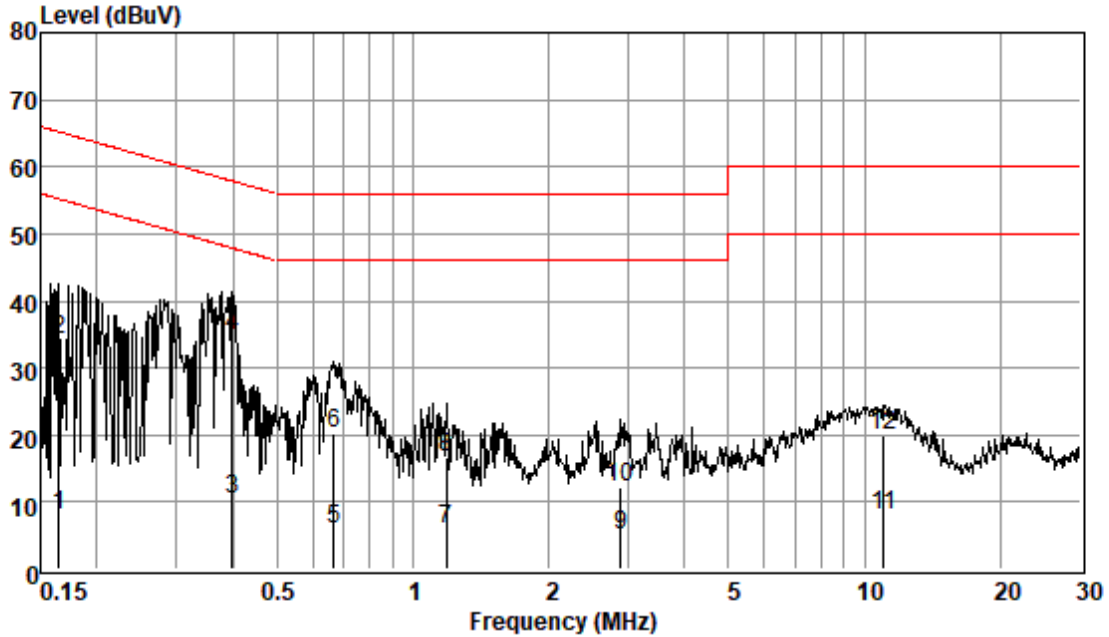
Pol :LINE  
Mode :  
Model :

Frequency MHz	Read Level dBuV	Cable Loss dB	LISN Factor dB	Measured Level dBuV	Limit Line dBuV	Over Limit dB	Remark
0.16	-3.16	0.06	9.62	6.52	55.30	-48.78	Average
0.16	23.61	0.06	9.62	33.29	65.30	-32.01	QP
0.40	2.32	0.06	9.62	12.00	47.90	-35.90	Average
0.40	26.29	0.06	9.62	35.97	57.90	-21.93	QP
0.68	-4.48	0.07	9.63	5.22	46.00	-40.78	Average
0.68	10.80	0.07	9.63	20.50	56.00	-35.50	QP
1.12	-5.66	0.08	9.61	4.03	46.00	-41.97	Average
1.12	4.98	0.08	9.61	14.67	56.00	-41.33	QP
3.40	-5.09	0.16	9.62	4.69	46.00	-41.31	Average
3.40	0.44	0.16	9.62	10.22	56.00	-45.78	QP
10.56	-2.92	0.24	9.70	7.02	50.00	-42.98	Average
10.56	6.46	0.24	9.70	16.40	60.00	-43.60	QP



Unless otherwise agreed in writing, this document is issued by the Company subject to its General Conditions of Service printed overleaf, available on request or accessible at <http://www.sgs.com/en/Terms-and-Conditions.aspx> and, for electronic format documents, subject to Terms and Conditions for Electronic Documents at <http://www.sgs.com/en/Terms-and-Conditions/Terms-e-Documents.aspx>. Attention is drawn to the limitation of liability, indemnification and jurisdiction issues defined therein. Any holder of this document is advised that information contained hereon reflects the Company's findings at the time of its intervention only and within the limits of Client's instructions, if any. The Company's sole responsibility is to its Client and this document does not exonerate parties to a transaction from exercising all their rights and obligations under the transaction documents. This document cannot be reproduced except in full, without prior written approval of the Company. Any unauthorized alteration, forgery or falsification of the content or appearance of this document is unlawful and offenders may be prosecuted to the fullest extent of the law. Unless otherwise stated the results shown in this test report refer only to the sample(s) tested and such sample(s) are retained for 30 days only.

Test Mode: 16; Line: Neutral, Modulation: GFSK; Channel:Low



Pol : NEUTRAL  
Mode :  
Model :

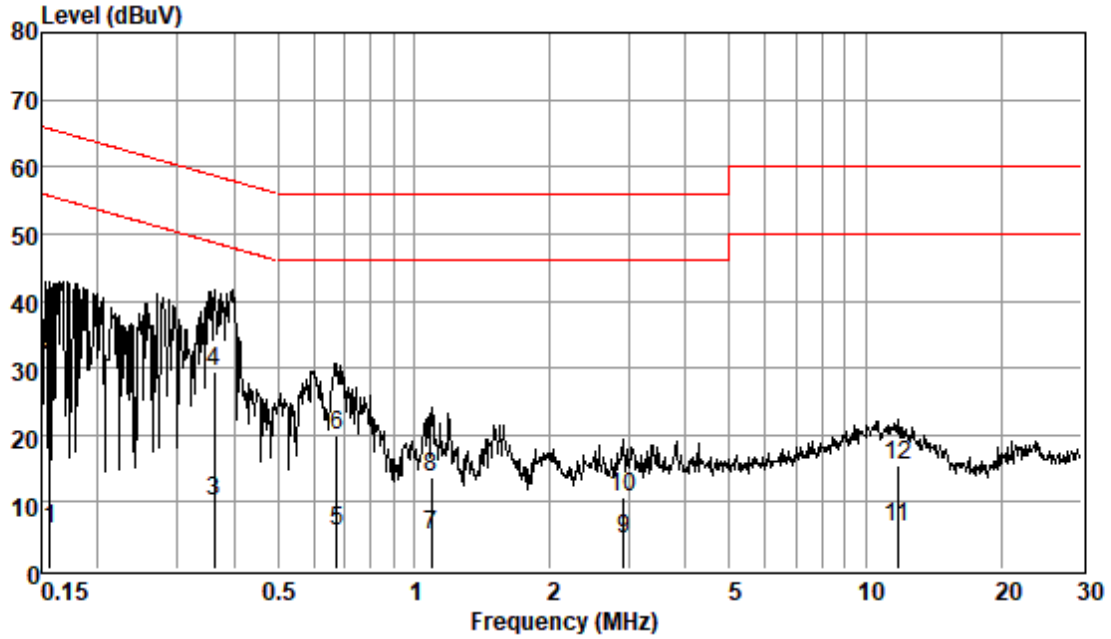
Frequency MHz	Read Level dBuV	Cable Loss dB	LISN Factor dB	Measured Level dBuV	Limit Line dBuV	Over Limit dB	Remark
0.17	-1.57	0.06	9.55	8.04	55.21	-47.17	Average
0.17	24.50	0.06	9.55	34.11	65.21	-31.10	QP
0.40	0.68	0.06	9.56	10.30	47.90	-37.60	Average
0.40	25.05	0.06	9.56	34.67	57.90	-23.23	QP
0.67	-3.61	0.07	9.55	6.01	46.00	-39.99	Average
0.67	10.64	0.07	9.55	20.26	56.00	-35.74	QP
1.18	-3.70	0.08	9.55	5.93	46.00	-40.07	Average
1.18	6.96	0.08	9.55	16.59	56.00	-39.41	QP
2.88	-4.63	0.14	9.56	5.07	46.00	-40.93	Average
2.88	2.53	0.14	9.56	12.23	56.00	-43.77	QP
11.02	-1.97	0.25	9.60	7.88	50.00	-42.12	Average
11.02	10.11	0.25	9.60	19.96	60.00	-40.04	QP



Unless otherwise agreed in writing, this document is issued by the Company subject to its General Conditions of Service printed overleaf, available on request or accessible at <http://www.sgs.com/en/Terms-and-Conditions.aspx> and, for electronic format documents, subject to Terms and Conditions for Electronic Documents at <http://www.sgs.com/en/Terms-and-Conditions/Terms-e-Documents.aspx>. Attention is drawn to the limitation of liability, indemnification and jurisdiction issues defined therein. Any holder of this document is advised that information contained hereon reflects the Company's findings at the time of its intervention only and within the limits of Client's instructions, if any. The Company's sole responsibility is to its Client and this document does not exonerate parties to a transaction from exercising all their rights and obligations under the transaction documents. This document cannot be reproduced except in full, without prior written approval of the Company. Any unauthorized alteration, forgery or falsification of the content or appearance of this document is unlawful and offenders may be prosecuted to the fullest extent of the law. Unless otherwise stated the results shown in this test report refer only to the sample(s) tested and such sample(s) are retained for 30 days only.

Attention: To check the authenticity of testing /inspection report & certificate, please contact us at telephone: (86-755) 8307 1443, or email: CN.Doccheck@sgs.com  
 No.198 Kezhu Road, Sciotech Park, Guangzhou Economic & Technology Development District, Guangzhou, China 510663 t (86-20) 82155555 f (86-20) 82075058 www.sgs.com.cn  
 中国·广州·经济技术开发区科学城科珠路198号 邮编: 510663 t (86-20) 82155555 f (86-20) 82075058 sgs.china@sgs.com

Test Mode: 16; Line: Line, Modulation: GFSK; Channel:Low



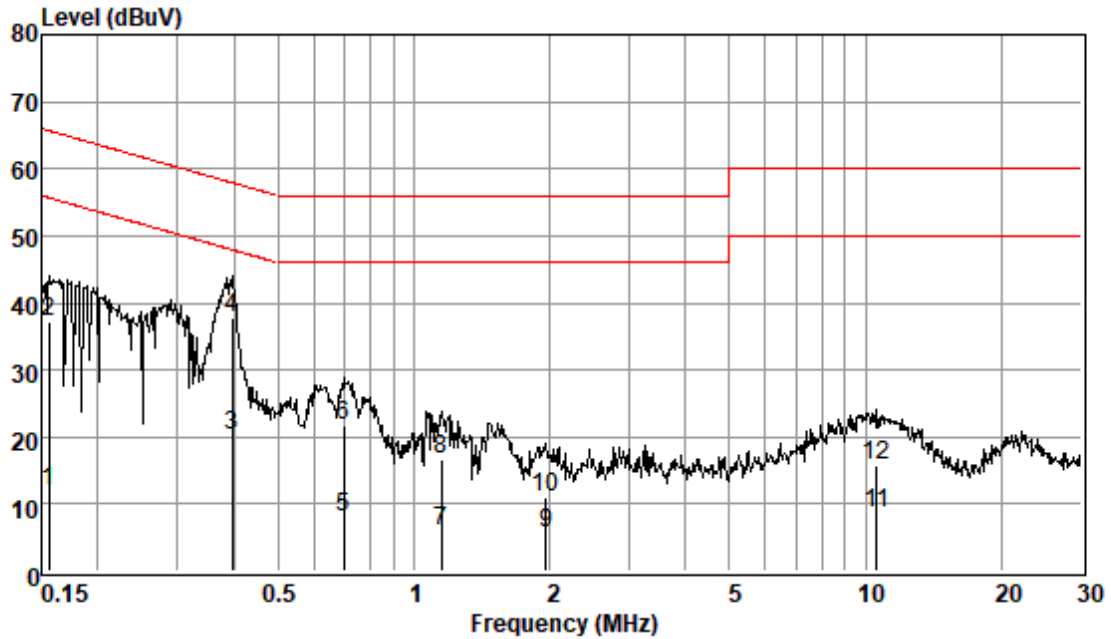
Pol :LINE  
Mode :  
Model :

Frequency MHz	Read Level dBuV	Cable Loss dB	LISN Factor dB	Measured Level dBuV	Limit Line dBuV	Over Limit dB	Remark
0.16	-3.82	0.06	9.62	5.86	55.65	-49.79	Average
0.16	22.05	0.06	9.62	31.73	65.65	-33.92	QP
0.36	0.36	0.06	9.63	10.05	48.69	-38.64	Average
0.36	19.81	0.06	9.63	29.50	58.69	-29.19	QP
0.68	-4.17	0.07	9.63	5.53	46.00	-40.47	Average
0.68	10.13	0.07	9.63	19.83	56.00	-36.17	QP
1.09	-4.56	0.08	9.61	5.13	46.00	-40.87	Average
1.09	4.10	0.08	9.61	13.79	56.00	-42.21	QP
2.92	-5.39	0.14	9.62	4.37	46.00	-41.63	Average
2.92	0.80	0.14	9.62	10.56	56.00	-45.44	QP
11.74	-3.75	0.26	9.71	6.22	50.00	-43.78	Average
11.74	5.45	0.26	9.71	15.42	60.00	-44.58	QP



Unless otherwise agreed in writing, this document is issued by the Company subject to its General Conditions of Service printed overleaf, available on request or accessible at <http://www.sgs.com/en/Terms-and-Conditions.aspx> and, for electronic format documents, subject to Terms and Conditions for Electronic Documents at <http://www.sgs.com/en/Terms-and-Conditions/Terms-e-Documents.aspx>. Attention is drawn to the limitation of liability, indemnification and jurisdiction issues defined therein. Any holder of this document is advised that information contained hereon reflects the Company's findings at the time of its intervention only and within the limits of Client's instructions, if any. The Company's sole responsibility is to its Client and this document does not exonerate parties to a transaction from exercising all their rights and obligations under the transaction documents. This document cannot be reproduced except in full, without prior written approval of the Company. Any unauthorized alteration, forgery or falsification of the content or appearance of this document is unlawful and offenders may be prosecuted to the fullest extent of the law. Unless otherwise stated the results shown in this test report refer only to the sample(s) tested and such sample(s) are retained for 30 days only.

Test Mode: 17; Line: Neutral, Modulation: GFSK; Channel:Low



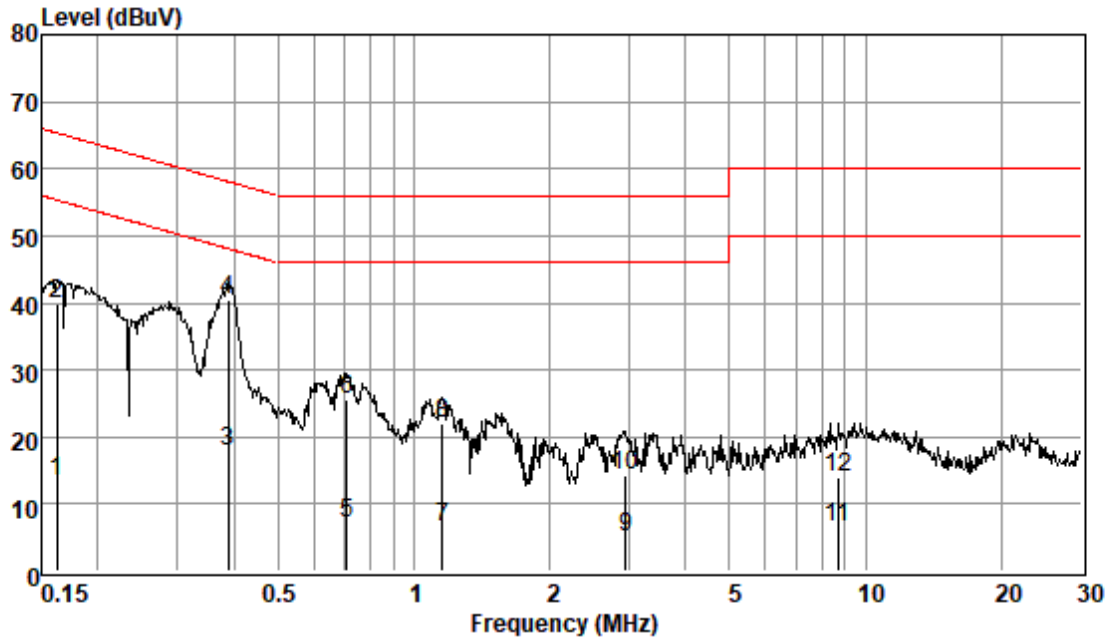
Pol : NEUTRAL  
Mode :  
Model :

Frequency MHz	Read Level dBuV	Cable Loss dB	LISN Factor dB	Measured Level dBuV	Limit Line dBuV	Over Limit dB	Remark
0.16	2.39	0.06	9.55	12.00	55.69	-43.69	Average
0.16	27.66	0.06	9.55	37.27	65.69	-28.42	QP
0.40	10.62	0.06	9.56	20.24	47.95	-27.71	Average
0.40	28.17	0.06	9.56	37.79	57.95	-20.16	QP
0.70	-1.57	0.07	9.55	8.05	46.00	-37.95	Average
0.70	12.00	0.07	9.55	21.62	56.00	-34.38	QP
1.15	-3.77	0.08	9.55	5.86	46.00	-40.14	Average
1.15	7.14	0.08	9.55	16.77	56.00	-39.23	QP
1.96	-4.13	0.12	9.54	5.53	46.00	-40.47	Average
1.96	1.37	0.12	9.54	11.03	56.00	-44.97	QP
10.56	-1.11	0.24	9.60	8.73	50.00	-41.27	Average
10.56	6.07	0.24	9.60	15.91	60.00	-44.09	QP



Unless otherwise agreed in writing, this document is issued by the Company subject to its General Conditions of Service printed overleaf, available on request or accessible at <http://www.sgs.com/en/Terms-and-Conditions.aspx> and, for electronic format documents, subject to Terms and Conditions for Electronic Documents at <http://www.sgs.com/en/Terms-and-Conditions/Terms-e-Documents.aspx>. Attention is drawn to the limitation of liability, indemnification and jurisdiction issues defined therein. Any holder of this document is advised that information contained hereon reflects the Company's findings at the time of its intervention only and within the limits of Client's instructions, if any. The Company's sole responsibility is to its Client and this document does not exonerate parties to a transaction from exercising all their rights and obligations under the transaction documents. This document cannot be reproduced except in full, without prior written approval of the Company. Any unauthorized alteration, forgery or falsification of the content or appearance of this document is unlawful and offenders may be prosecuted to the fullest extent of the law. Unless otherwise stated the results shown in this test report refer only to the sample(s) tested and such sample(s) are retained for 30 days only.

Test Mode: 17; Line: Line, Modulation: GFSK; Channel:Low



Pol :LINE  
Mode :  
Model :

Frequency MHz	Read Level dBUV	Cable Loss dB	LISN Factor dB	Measured Level dBUV	Limit Line dBUV	Over Limit dB	Remark
0.16	3.84	0.06	9.62	13.52	55.34	-41.82	Average
0.16	30.25	0.06	9.62	39.93	65.34	-25.41	QP
0.39	8.15	0.06	9.62	17.83	48.08	-30.25	Average
0.39	30.73	0.06	9.62	40.41	58.08	-17.67	QP
0.71	-2.64	0.07	9.63	7.06	46.00	-38.94	Average
0.71	15.88	0.07	9.63	25.58	56.00	-30.42	QP
1.16	-3.16	0.08	9.61	6.53	46.00	-39.47	Average
1.16	12.23	0.08	9.61	21.92	56.00	-34.08	QP
2.95	-4.79	0.15	9.62	4.98	46.00	-41.02	Average
2.95	4.41	0.15	9.62	14.18	56.00	-41.82	QP
8.68	-3.41	0.22	9.68	6.49	50.00	-43.51	Average
8.68	4.18	0.22	9.68	14.08	60.00	-45.92	QP



Unless otherwise agreed in writing, this document is issued by the Company subject to its General Conditions of Service printed overleaf, available on request or accessible at <http://www.sgs.com/en/Terms-and-Conditions.aspx> and, for electronic format documents, subject to Terms and Conditions for Electronic Documents at <http://www.sgs.com/en/Terms-and-Conditions/Terms-e-Documents.aspx>. Attention is drawn to the limitation of liability, indemnification and jurisdiction issues defined therein. Any holder of this document is advised that information contained hereon reflects the Company's findings at the time of its intervention only and within the limits of Client's instructions, if any. The Company's sole responsibility is to its Client and this document does not exonerate parties to a transaction from exercising all their rights and obligations under the transaction documents. This document cannot be reproduced except in full, without prior written approval of the Company. Any unauthorized alteration, forgery or falsification of the content or appearance of this document is unlawful and offenders may be prosecuted to the fullest extent of the law. Unless otherwise stated the results shown in this test report refer only to the sample(s) tested and such sample(s) are retained for 30 days only.

## 7.2 Conducted Peak Output Power

Test Requirement 47 CFR Part 15, Subpart C 15.247(b)(3)  
 Test Method: ANSI C63.10 (2013) Section 11.9.1.3  
 Limit:

Frequency range(MHz)	Output power of the intentional radiator(watt)
902-928	1 for $\geq 50$ hopping channels
	0.25 for $25 \leq$ hopping channels $< 50$
	1 for digital modulation
2400-2483.5	1 for $\geq 75$ non-overlapping hopping channels
	0.125 for all other frequency hopping systems
	1 for digital modulation
5725-5850	1 for frequency hopping systems and digital modulation

### 7.2.1 E.U.T. Operation

Operating Environment:

Temperature: 25.2 °C Humidity: 46.5 % RH Atmospheric Pressure: 1020 mbar

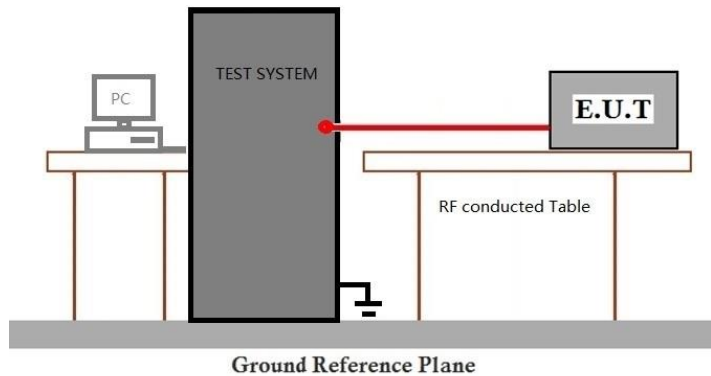
### 7.2.2 Test Mode Description

Pre-scan / Final test	Mode Code	Description
Final test	10	TX mode(Left earbud 1M/bit of BLE)_Keep the EUT in continuously transmitting mode with GFSK modulation.
Final test	11	TX mode(Right earbud 1M/bit of BLE)_Keep the EUT in continuously transmitting mode with GFSK modulation.
Final test	12	TX mode(Left earbud 2M/bit of BLE)_Keep the EUT in continuously transmitting mode with GFSK modulation.
Final test	13	TX mode(Right earbud 2M/bit of BLE)_Keep the EUT in continuously transmitting mode with GFSK modulation.



Unless otherwise agreed in writing, this document is issued by the Company subject to its General Conditions of Service printed overleaf, available on request or accessible at <http://www.sgs.com/en/Terms-and-Conditions.aspx> and, for electronic format documents, subject to Terms and Conditions for Electronic Documents at <http://www.sgs.com/en/terms-and-Conditions/Terms-e-Documents.aspx>. Attention is drawn to the limitation of liability, indemnification and jurisdiction issues defined therein. Any holder of this document is advised that information contained hereon reflects the Company's findings at the time of its intervention only and within the limits of Client's instructions, if any. The Company's sole responsibility is to its Client and this document does not exonerate parties to a transaction from exercising all their rights and obligations under the transaction documents. This document cannot be reproduced except in full, without prior written approval of the Company. Any unauthorized alteration, forgery or falsification of the content or appearance of this document is unlawful and offenders may be prosecuted to the fullest extent of the law. Unless otherwise stated the results shown in this test report refer only to the sample(s) tested and such sample(s) are retained for 30 days only.  
 Attention: To check the authenticity of testing /inspection report & certificate, please contact us at telephone: (86-755) 8307 1443, or email: CN.Doccheck@sgs.com

### 7.2.3 Test Setup Diagram



### 7.2.4 Measurement Procedure and Data

cable loss=0.9dB

Please Refer to Appendix for Details



Unless otherwise agreed in writing, this document is issued by the Company subject to its General Conditions of Service printed overleaf, available on request or accessible at <http://www.sgs.com/en/Terms-and-Conditions.aspx> and, for electronic format documents, subject to Terms and Conditions for Electronic Documents at <http://www.sgs.com/en/terms-and-Conditions/Terms-e-Documents.aspx>. Attention is drawn to the limitation of liability, indemnification and jurisdiction issues defined therein. Any holder of this document is advised that information contained hereon reflects the Company's findings at the time of its intervention only and within the limits of Client's instructions, if any. The Company's sole responsibility is to its Client and this document does not exonerate parties to a transaction from exercising all their rights and obligations under the transaction documents. This document cannot be reproduced except in full, without prior written approval of the Company. Any unauthorized alteration, forgery or falsification of the content or appearance of this document is unlawful and offenders may be prosecuted to the fullest extent of the law. Unless otherwise stated the results shown in this test report refer only to the sample(s) tested and such sample(s) are retained for 30 days only.

Attention: To check the authenticity of testing /inspection report & certificate, please contact us at telephone: (86-755) 8307 1443, or email: [CN.Doccheck@sgs.com](mailto:CN.Doccheck@sgs.com)

### 7.3 Duty Cycle

Test Requirement KDB 558074 D01 v05r02 section 6  
Test Method: ANSI C63.10 (2013) Section 11.6

#### 7.3.1 E.U.T. Operation

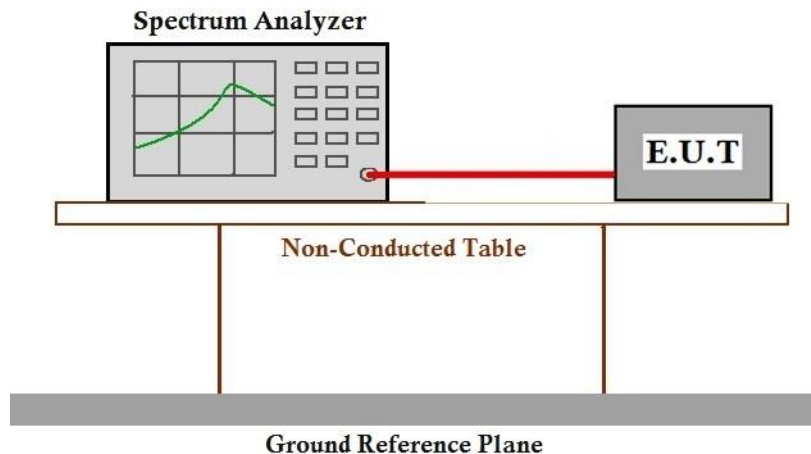
Operating Environment:

Temperature: 25.2 °C Humidity: 46.5 % RH Atmospheric Pressure: 1020 mbar

#### 7.3.2 Test Mode Description

Pre-scan / Final test	Mode Code	Description
Final test	10	TX mode(Left earbud 1M/bit of BLE)_Keep the EUT in continuously transmitting mode with GFSK modulation.
Final test	11	TX mode(Right earbud 1M/bit of BLE)_Keep the EUT in continuously transmitting mode with GFSK modulation.
Final test	12	TX mode(Left earbud 2M/bit of BLE)_Keep the EUT in continuously transmitting mode with GFSK modulation.
Final test	13	TX mode(Right earbud 2M/bit of BLE)_Keep the EUT in continuously transmitting mode with GFSK modulation.

#### 7.3.3 Test Setup Diagram



#### 7.3.4 Measurement Procedure and Data

cable loss=0.9dB

Please Refer to Appendix for Details



Unless otherwise agreed in writing, this document is issued by the Company subject to its General Conditions of Service printed overleaf, available on request or accessible at <http://www.sgs.com/en/Terms-and-Conditions.aspx> and, for electronic format documents, subject to Terms and Conditions for Electronic Documents at <http://www.sgs.com/en/terms-and-Conditions/Terms-e-Documents.aspx>. Attention is drawn to the limitation of liability, indemnification and jurisdiction issues defined therein. Any holder of this document is advised that information contained hereon reflects the Company's findings at the time of its intervention only and within the limits of Client's instructions, if any. The Company's sole responsibility is to its Client and this document does not exonerate parties to a transaction from exercising all their rights and obligations under the transaction documents. This document cannot be reproduced except in full, without prior written approval of the Company. Any unauthorized alteration, forgery or falsification of the content or appearance of this document is unlawful and offenders may be prosecuted to the fullest extent of the law. Unless otherwise stated the results shown in this test report refer only to the sample(s) tested and such sample(s) are retained for 30 days only.

Attention: To check the authenticity of testing /inspection report & certificate, please contact us at telephone: (86-755) 8307 1443, or email: CN.Doccheck@sgs.com

**7.4 Minimum 6dB Bandwidth**

Test Requirement 47 CFR Part 15, Subpart C 15.247a(2)

Test Method: ANSI C63.10 (2013) Section 11.8.1

Limit:

≥500 kHz

**7.4.1 E.U.T. Operation**

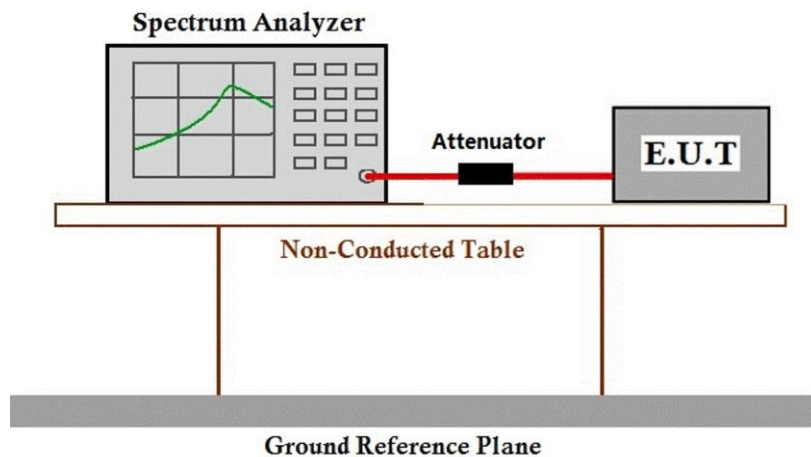
Operating Environment:

Temperature: 25.2 °C Humidity: 46.5 % RH Atmospheric Pressure: 1020 mbar

**7.4.2 Test Mode Description**

Pre-scan / Final test	Mode Code	Description
Final test	10	TX mode(Left earbud 1M/bit of BLE)_Keep the EUT in continuously transmitting mode with GFSK modulation.
Final test	11	TX mode(Right earbud 1M/bit of BLE)_Keep the EUT in continuously transmitting mode with GFSK modulation.
Final test	12	TX mode(Left earbud 2M/bit of BLE)_Keep the EUT in continuously transmitting mode with GFSK modulation.
Final test	13	TX mode(Right earbud 2M/bit of BLE)_Keep the EUT in continuously transmitting mode with GFSK modulation.

**7.4.3 Test Setup Diagram**



**7.4.4 Measurement Procedure and Data**

cable loss=0.9dB

Please Refer to Appendix for Details



Unless otherwise agreed in writing, this document is issued by the Company subject to its General Conditions of Service printed overleaf, available on request or accessible at <http://www.sgs.com/en/Terms-and-Conditions.aspx> and, for electronic format documents, subject to Terms and Conditions for Electronic Documents at <http://www.sgs.com/en/terms-and-Conditions/Terms-e-Documents.aspx>. Attention is drawn to the limitation of liability, indemnification and jurisdiction issues defined therein. Any holder of this document is advised that information contained hereon reflects the Company's findings at the time of its intervention only and within the limits of Client's instructions, if any. The Company's sole responsibility is to its Client and this document does not exonerate parties to a transaction from exercising all their rights and obligations under the transaction documents. This document cannot be reproduced except in full, without prior written approval of the Company. Any unauthorized alteration, forgery or falsification of the content or appearance of this document is unlawful and offenders may be prosecuted to the fullest extent of the law. Unless otherwise stated the results shown in this test report refer only to the sample(s) tested and such sample(s) are retained for 30 days only.

### 7.5 Power Spectrum Density

Test Requirement 47 CFR Part 15, Subpart C 15.247(e)

Test Method: ANSI C63.10 (2013) Section 11.10.2

Limit:

≤8dBm in any 3 kHz band during any time interval of continuous transmission

#### 7.5.1 E.U.T. Operation

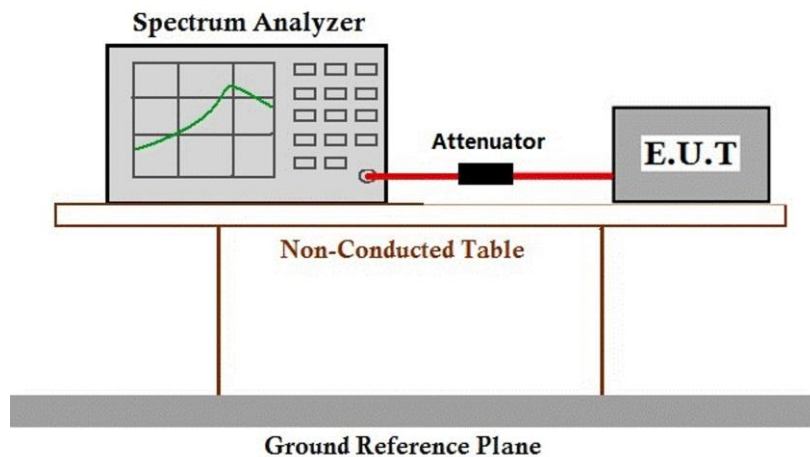
Operating Environment:

Temperature: 25.2 °C Humidity: 46.5 % RH Atmospheric Pressure: 1003 mbar

#### 7.5.2 Test Mode Description

Pre-scan / Final test	Mode Code	Description
Final test	10	TX mode(Left earbud 1M/bit of BLE)_Keep the EUT in continuously transmitting mode with GFSK modulation.
Final test	11	TX mode(Right earbud 1M/bit of BLE)_Keep the EUT in continuously transmitting mode with GFSK modulation.
Final test	12	TX mode(Left earbud 2M/bit of BLE)_Keep the EUT in continuously transmitting mode with GFSK modulation.
Final test	13	TX mode(Right earbud 2M/bit of BLE)_Keep the EUT in continuously transmitting mode with GFSK modulation.

#### 7.5.3 Test Setup Diagram



#### 7.5.4 Measurement Procedure and Data

cable loss=0.9dB

Please Refer to Appendix for Details



Unless otherwise agreed in writing, this document is issued by the Company subject to its General Conditions of Service printed overleaf, available on request or accessible at <http://www.sgs.com/en/Terms-and-Conditions.aspx> and, for electronic format documents, subject to Terms and Conditions for Electronic Documents at <http://www.sgs.com/en/terms-and-Conditions/Terms-e-Documents.aspx>. Attention is drawn to the limitation of liability, indemnification and jurisdiction issues defined therein. Any holder of this document is advised that information contained hereon reflects the Company's findings at the time of its intervention only and within the limits of Client's instructions, if any. The Company's sole responsibility is to its Client and this document does not exonerate parties to a transaction from exercising all their rights and obligations under the transaction documents. This document cannot be reproduced except in full, without prior written approval of the Company. Any unauthorized alteration, forgery or falsification of the content or appearance of this document is unlawful and offenders may be prosecuted to the fullest extent of the law. Unless otherwise stated the results shown in this test report refer only to the sample(s) tested and such sample(s) are retained for 30 days only.

**7.6 Conducted Band Edges Measurement**

Test Requirement 47 CFR Part 15, Subpart C 15.247(d)  
 Test Method: ANSI C63.10 (2013) Section 11.13.3.2  
 Limit:

In any 100 kHz bandwidth outside the frequency band in which the spread spectrum or digitally modulated intentional radiator is operating, the radio frequency power that is produced by the intentional radiator shall be at least 20 dB below that in the 100 kHz bandwidth within the band that contains the highest level of the desired power, based on either an RF conducted or a radiated measurement, provided the transmitter demonstrates compliance with the peak conducted power limits. If the transmitter complies with the conducted power limits based on the use of RMS averaging over a time interval, as permitted under paragraph (b)(3) of this section, the attenuation required under this paragraph shall be 30 dB instead of 20 dB. Attenuation below the general limits specified in §15.209(a) is not required. In addition, radiated emissions which fall in the restricted bands, as defined in §15.205(a), must also comply with the radiated emission limits specified in §15.209(a) (see §15.205(c)).

**7.6.1 E.U.T. Operation**

Operating Environment:  
 Temperature: 25.2 °C Humidity: 46.5 % RH Atmospheric Pressure: 1020 mbar

**7.6.2 Test Mode Description**

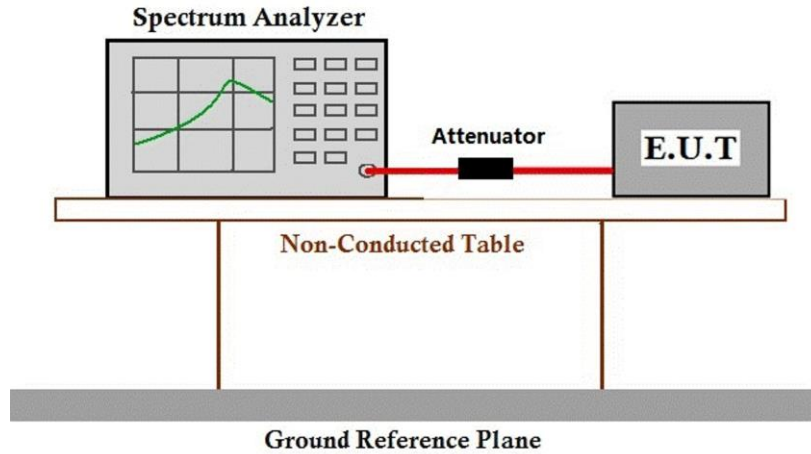
Pre-scan / Final test	Mode Code	Description
Final test	10	TX mode(Left earbud 1M/bit of BLE)_Keep the EUT in continuously transmitting mode with GFSK modulation.
Final test	11	TX mode(Right earbud 1M/bit of BLE)_Keep the EUT in continuously transmitting mode with GFSK modulation.
Final test	12	TX mode(Left earbud 2M/bit of BLE)_Keep the EUT in continuously transmitting mode with GFSK modulation.
Final test	13	TX mode(Right earbud 2M/bit of BLE)_Keep the EUT in continuously transmitting mode with GFSK modulation.



Unless otherwise agreed in writing, this document is issued by the Company subject to its General Conditions of Service printed overleaf, available on request or accessible at <http://www.sgs.com/en/Terms-and-Conditions.aspx> and, for electronic format documents, subject to Terms and Conditions for Electronic Documents at <http://www.sgs.com/en/terms-and-Conditions/Terms-e-Documents.aspx>. Attention is drawn to the limitation of liability, indemnification and jurisdiction issues defined therein. Any holder of this document is advised that information contained hereon reflects the Company's findings at the time of its intervention only and within the limits of Client's instructions, if any. The Company's sole responsibility is to its Client and this document does not exonerate parties to a transaction from exercising all their rights and obligations under the transaction documents. This document cannot be reproduced except in full, without prior written approval of the Company. Any unauthorized alteration, forgery or falsification of the content or appearance of this document is unlawful and offenders may be prosecuted to the fullest extent of the law. Unless otherwise stated the results shown in this test report refer only to the sample(s) tested and such sample(s) are retained for 30 days only.  
 Attention: To check the authenticity of testing /inspection report & certificate, please contact us at telephone: (86-755) 8307 1443, or email: CN.Doccheck@sgs.com

SGS-CSTC Standards Technical Services Co., Ltd. No.198 Kezhu Road, Sciotech Park, Guangzhou Economic & Technology Development District, Guangzhou, China 510663 t (86-20) 82155555 f (86-20) 82075058 www.sgs.com.cn  
 Guangzhou Branch (CMAA, CNAS, CIL, CEEC Laboratory) 中国·广州·经济技术开发区科学城科珠路198号 邮编: 510663 t (86-20) 82155555 f (86-20) 82075058 sgs.china@sgs.com

### 7.6.3 Test Setup Diagram



### 7.6.4 Measurement Procedure and Data

cable loss=0.9dB

Please Refer to Appendix for Details



Unless otherwise agreed in writing, this document is issued by the Company subject to its General Conditions of Service printed overleaf, available on request or accessible at <http://www.sgs.com/en/Terms-and-Conditions.aspx> and, for electronic format documents, subject to Terms and Conditions for Electronic Documents at <http://www.sgs.com/en/terms-and-Conditions/Terms-e-Documents.aspx>. Attention is drawn to the limitation of liability, indemnification and jurisdiction issues defined therein. Any holder of this document is advised that information contained hereon reflects the Company's findings at the time of its intervention only and within the limits of Client's instructions, if any. The Company's sole responsibility is to its Client and this document does not exonerate parties to a transaction from exercising all their rights and obligations under the transaction documents. This document cannot be reproduced except in full, without prior written approval of the Company. Any unauthorized alteration, forgery or falsification of the content or appearance of this document is unlawful and offenders may be prosecuted to the fullest extent of the law. Unless otherwise stated the results shown in this test report refer only to the sample(s) tested and such sample(s) are retained for 30 days only.

Attention: To check the authenticity of testing /inspection report & certificate, please contact us at telephone: (86-755) 8307 1443, or email: [CN.Doccheck@sgs.com](mailto:CN.Doccheck@sgs.com)

**7.7 Conducted Spurious Emissions**

Test Requirement 47 CFR Part 15, Subpart C 15.247(d)  
 Test Method: ANSI C63.10 (2013) Section 11.11  
 Limit:

In any 100 kHz bandwidth outside the frequency band in which the spread spectrum or digitally modulated intentional radiator is operating, the radio frequency power that is produced by the intentional radiator shall be at least 20 dB below that in the 100 kHz bandwidth within the band that contains the highest level of the desired power, based on either an RF conducted or a radiated measurement, provided the transmitter demonstrates compliance with the peak conducted power limits. If the transmitter complies with the conducted power limits based on the use of RMS averaging over a time interval, as permitted under paragraph (b)(3) of this section, the attenuation required under this paragraph shall be 30 dB instead of 20 dB. Attenuation below the general limits specified in §15.209(a) is not required. In addition, radiated emissions which fall in the restricted bands, as defined in §15.205(a), must also comply with the radiated emission limits specified in §15.209(a) (see §15.205(c)).

**7.7.1 E.U.T. Operation**

Operating Environment:  
 Temperature: 25.2 °C Humidity: 46.5 % RH Atmospheric Pressure: 1003 mbar

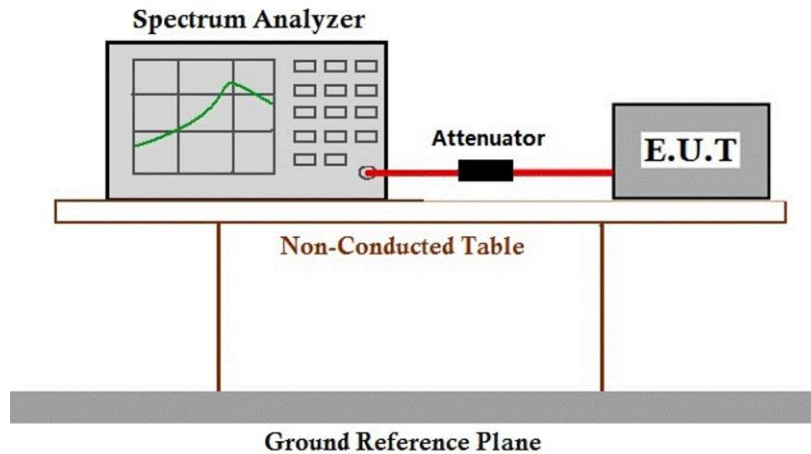
**7.7.2 Test Mode Description**

Pre-scan / Final test	Mode Code	Description
Final test	10	TX mode(Left earbud 1M/bit of BLE)_Keep the EUT in continuously transmitting mode with GFSK modulation.
Final test	11	TX mode(Right earbud 1M/bit of BLE)_Keep the EUT in continuously transmitting mode with GFSK modulation.
Final test	12	TX mode(Left earbud 2M/bit of BLE)_Keep the EUT in continuously transmitting mode with GFSK modulation.
Final test	13	TX mode(Right earbud 2M/bit of BLE)_Keep the EUT in continuously transmitting mode with GFSK modulation.



Unless otherwise agreed in writing, this document is issued by the Company subject to its General Conditions of Service printed overleaf, available on request or accessible at <http://www.sgs.com/en/Terms-and-Conditions.aspx> and, for electronic format documents, subject to Terms and Conditions for Electronic Documents at <http://www.sgs.com/en/terms-and-Conditions/Terms-e-Documents.aspx>. Attention is drawn to the limitation of liability, indemnification and jurisdiction issues defined therein. Any holder of this document is advised that information contained hereon reflects the Company's findings at the time of its intervention only and within the limits of Client's instructions, if any. The Company's sole responsibility is to its Client and this document does not exonerate parties to a transaction from exercising all their rights and obligations under the transaction documents. This document cannot be reproduced except in full, without prior written approval of the Company. Any unauthorized alteration, forgery or falsification of the content or appearance of this document is unlawful and offenders may be prosecuted to the fullest extent of the law. Unless otherwise stated the results shown in this test report refer only to the sample(s) tested and such sample(s) are retained for 30 days only.

### 7.7.3 Test Setup Diagram



### 7.7.4 Measurement Procedure and Data

cable loss=0.9dB

Please Refer to Appendix for Details



Unless otherwise agreed in writing, this document is issued by the Company subject to its General Conditions of Service printed overleaf, available on request or accessible at <http://www.sgs.com/en/Terms-and-Conditions.aspx> and, for electronic format documents, subject to Terms and Conditions for Electronic Documents at <http://www.sgs.com/en/terms-and-Conditions/Terms-e-Documents.aspx>. Attention is drawn to the limitation of liability, indemnification and jurisdiction issues defined therein. Any holder of this document is advised that information contained hereon reflects the Company's findings at the time of its intervention only and within the limits of Client's instructions, if any. The Company's sole responsibility is to its Client and this document does not exonerate parties to a transaction from exercising all their rights and obligations under the transaction documents. This document cannot be reproduced except in full, without prior written approval of the Company. Any unauthorized alteration, forgery or falsification of the content or appearance of this document is unlawful and offenders may be prosecuted to the fullest extent of the law. Unless otherwise stated the results shown in this test report refer only to the sample(s) tested and such sample(s) are retained for 30 days only.

Attention: To check the authenticity of testing /inspection report & certificate, please contact us at telephone: (86-755) 8307 1443, or email: [CN.Doccheck@sgs.com](mailto:CN.Doccheck@sgs.com)

**7.8 Radiated Emissions which fall in the restricted bands**

Test Requirement 47 CFR Part 15, Subpart C 15.205 & 15.209  
 Test Method: ANSI C63.10 (2013) Section 6.10.5  
 Measurement Distance: 3m  
 Limit:

Frequency(MHz)	Field strength(microvolts/meter)	Measurement distance(meters)
0.009-0.490	2400/F(kHz)	300
0.490-1.705	24000/F(kHz)	30
1.705-30.0	30	30
30-88	100	3
88-216	150	3
216-960	200	3
Above 960	500	3

Remark: The emission limits shown in the above table are based on measurements employing a CISPR quasi-peak detector except for the frequency bands 9-90kHz, 110-490kHz and above 1000 MHz. Radiated emission limits in these three bands are based on measurements employing an average detector, the peak field strength of any emission shall not exceed the maximum permitted average limits specified above by more than 20 dB under any condition of modulation.

**7.8.1 E.U.T. Operation**

Operating Environment:  
 Temperature: 24.8 °C Humidity: 49.7 % RH Atmospheric Pressure: 1020 mbar

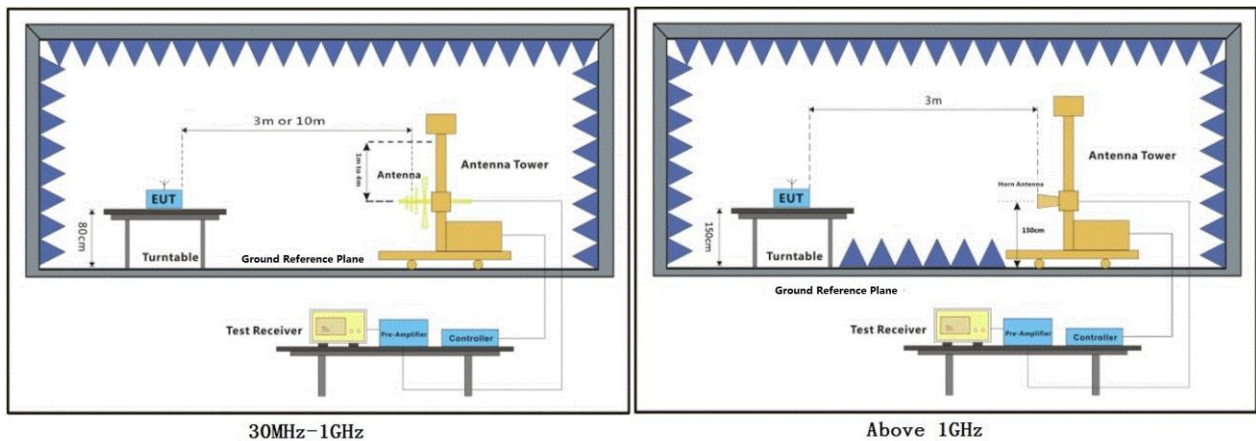
**7.8.2 Test Mode Description**

Pre-scan / Final test	Mode Code	Description
Final test	10	TX mode(Left earbud 1M/bit of BLE)_Keep the EUT in continuously transmitting mode with GFSK modulation.
Final test	11	TX mode(Right earbud 1M/bit of BLE)_Keep the EUT in continuously transmitting mode with GFSK modulation.
Final test	12	TX mode(Left earbud 2M/bit of BLE)_Keep the EUT in continuously transmitting mode with GFSK modulation.
Final test	13	TX mode(Right earbud 2M/bit of BLE)_Keep the EUT in continuously transmitting mode with GFSK modulation.
Pre-scan	14	TX mode(Left earbud 1M/bit of BLE)+charging_Keep the EUT in continuously transmitting mode with GFSK modulation and being charged.
Pre-scan	15	TX mode(Right earbud 1M/bit of BLE)+charging_Keep the EUT in continuously transmitting mode with GFSK modulation and being charged.
Pre-scan	16	TX mode(Left earbud 2M/bit of BLE)+charging_Keep the EUT in continuously transmitting mode with GFSK modulation and being charged.
Pre-scan	17	TX mode(Right earbud 2M/bit of BLE)+charging_Keep the EUT in continuously transmitting mode with GFSK modulation and being charged.



Unless otherwise agreed in writing, this document is issued by the Company subject to its General Conditions of Service printed overleaf, available on request or accessible at <http://www.sgs.com/en/Terms-and-Conditions.aspx> and, for electronic format documents, subject to Terms and Conditions for Electronic Documents at <http://www.sgs.com/en/terms-and-Conditions/Terms-e-Documents.aspx>. Attention is drawn to the limitation of liability, indemnification and jurisdiction issues defined therein. Any holder of this document is advised that information contained herein reflects the Company's findings at the time of its intervention only and within the limits of Client's instructions, if any. The Company's sole responsibility is to its Client and this document does not exonerate parties to a transaction from exercising all their rights and obligations under the transaction documents. This document cannot be reproduced except in full, without prior written approval of the Company. Any unauthorized alteration, forgery or falsification of the content or appearance of this document is unlawful and offenders may be prosecuted to the fullest extent of the law. Unless otherwise stated the results shown in this test report refer only to the sample(s) tested and such sample(s) are retained for 30 days only.

### 7.8.3 Test Setup Diagram



### 7.8.4 Measurement Procedure and Data

- For below 1GHz, the EUT was placed on the top of a rotating table 0.8 meters above the ground at a 3 or 10 meter semi-anechoic chamber. The table was rotated 360 degrees to determine the position of the highest radiation.
- For above 1GHz, the EUT was placed on the top of a rotating table 1.5 meters above the ground at a 3 meter fully-anechoic chamber. The table was rotated 360 degrees to determine the position of the highest radiation.
- The EUT was set 3 or 10 meters away from the interference-receiving antenna, which was mounted on the top of a variable-height antenna tower.
- The antenna height is varied from one meter to four meters above the ground to determine the maximum value of the field strength. Both horizontal and vertical polarizations of the antenna are set to make the measurement.
- For each suspected emission, the EUT was arranged to its worst case and then the antenna was tuned to heights from 1 meter to 4 meters (for the test frequency of below 30MHz, the antenna was tuned to heights 1 meter) and the rotatable table was turned from 0 degrees to 360 degrees to find the maximum reading.
- The test-receiver system was set to Peak Detect Function and Specified Bandwidth with Maximum Hold Mode.
- If the emission level of the EUT in peak mode was 10dB lower than the limit specified, then testing could be stopped and the peak values of the EUT would be reported. Otherwise the emissions that did not have 10dB margin would be re-tested one by one using peak, quasi-peak or average method as specified and then reported in a data sheet.
- Test the EUT in the lowest channel, the Highest channel.
- The radiation measurements are performed in X, Y, Z axis positioning for Transmitting mode, and found the X axis positioning which it is the worst case.
- Repeat above procedures until all frequencies measured was complete.

Remark 1: Level= Read Level+ Cable Loss+ Antenna Factor- Preamp Factor

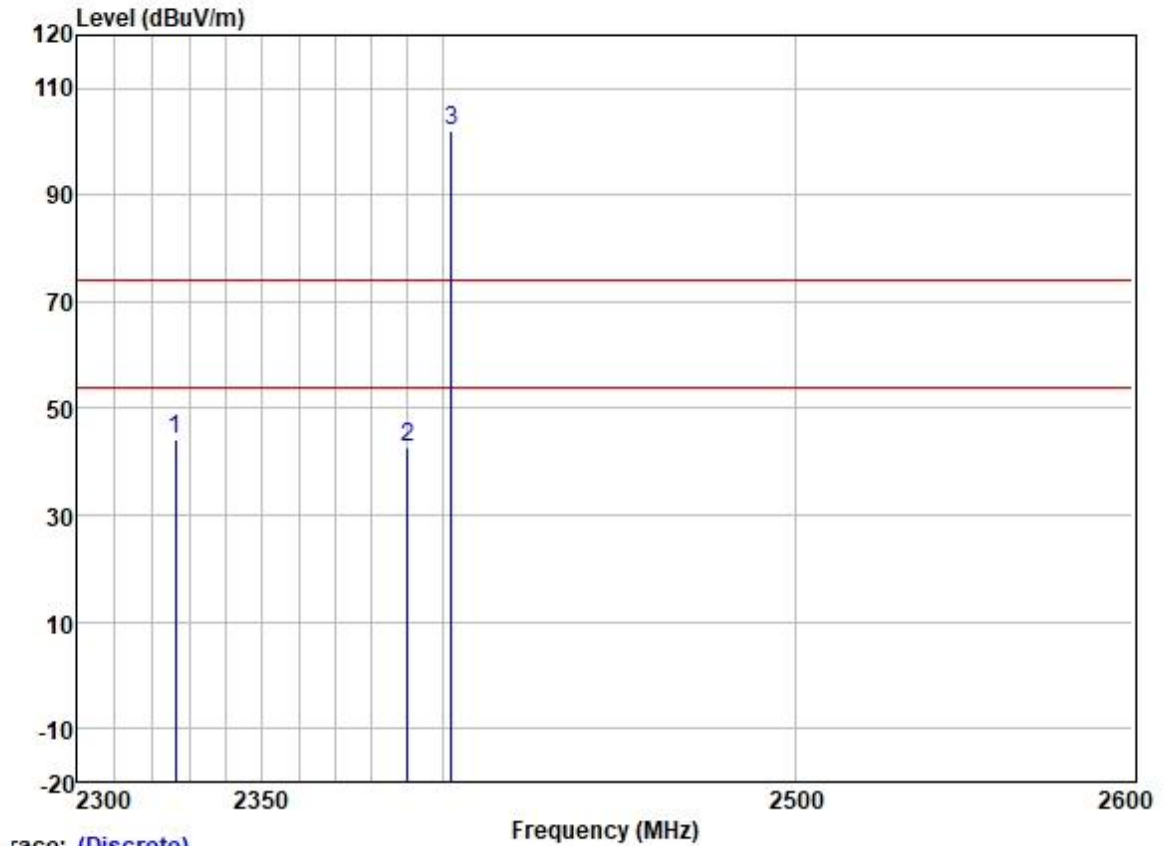
Remark 2: For frequencies above 1GHz, the field strength limits are based on average limits. However, the peak field strength of any emission shall not exceed the maximum permitted average limits specified above by more than 20 dB under any condition of modulation. For the emissions whose peak level is lower than the average limit, only the peak measurement is shown in the report.



Unless otherwise agreed in writing, this document is issued by the Company subject to its General Conditions of Service printed overleaf, available on request or accessible at <http://www.sgs.com/en/Terms-and-Conditions.aspx> and, for electronic format documents, subject to Terms and Conditions for Electronic Documents at <http://www.sgs.com/en/terms-and-Conditions/Terms-e-Documents.aspx>. Attention is drawn to the limitation of liability, indemnification and jurisdiction issues defined therein. Any holder of this document is advised that information contained herein reflects the Company's findings at the time of its intervention only and within the limits of Client's instructions, if any. The Company's sole responsibility is to its Client and this document does not exonerate parties to a transaction from exercising all their rights and obligations under the transaction documents. This document cannot be reproduced except in full, without prior written approval of the Company. Any unauthorized alteration, forgery or falsification of the content or appearance of this document is unlawful and offenders may be prosecuted to the fullest extent of the law. Unless otherwise stated the results shown in this test report refer only to the sample(s) tested and such sample(s) are retained for 30 days only.

Attention: To check the authenticity of testing /inspection report & certificate, please contact us at telephone: (86-755) 8307 1443, or email: CN.Doccheck@sgs.com

Test Mode: 10; Polarity: Horizontal; Modulation:GFSK; ; Channel:Low



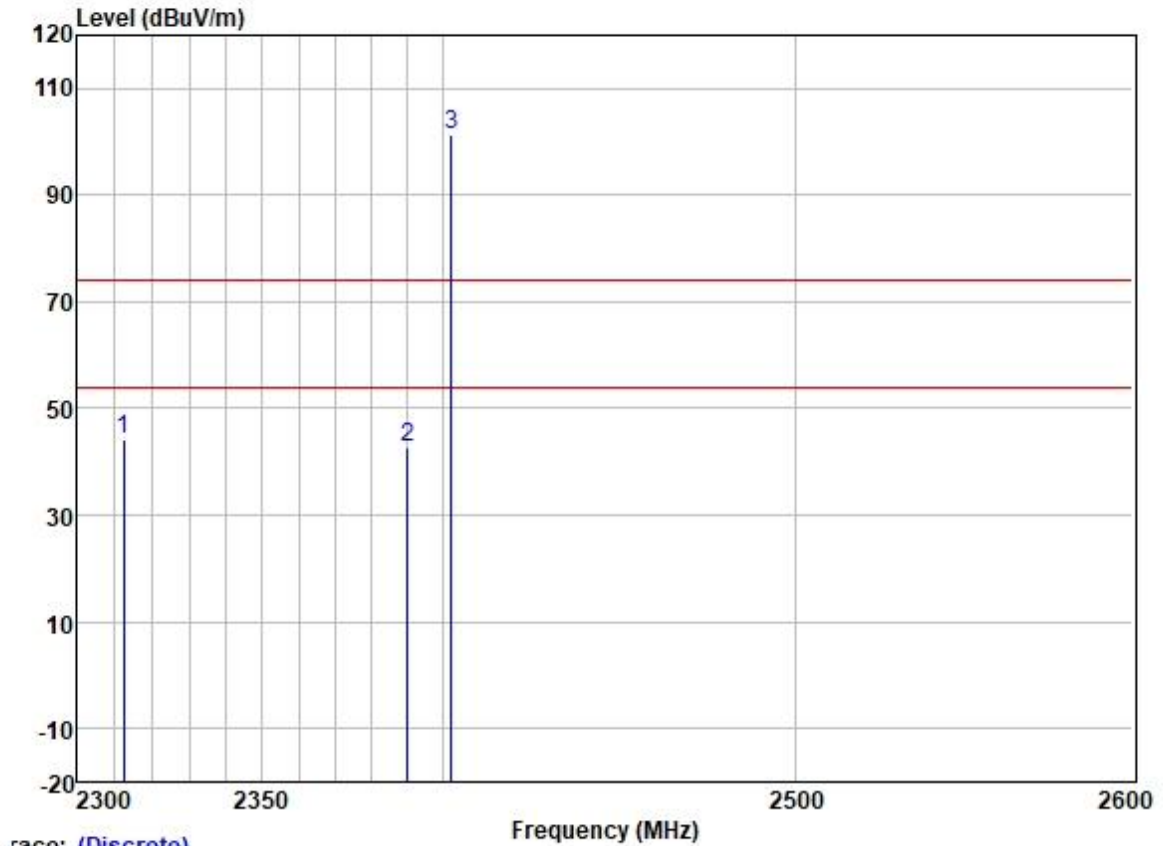
Trace: (Discrete)

	Read Freq	Antenna Level	Cable Factor	Preamp Loss	Preamp Factor	Level	Limit Line	Over Limit	Pol/Phase	Remark
	MHz	dBuV	dB/m	dB	dB	dBuV/m	dBuV/m	dB		
1	2326.308	51.34	27.19	3.34	37.62	44.25	74.00	-29.75	HORIZONTAL	Peak
2	2390.000	49.38	27.33	3.48	37.59	42.60	74.00	-31.40	HORIZONTAL	Peak
3 *	2402.000	108.69	27.35	3.50	37.59	101.95	74.00	27.95	HORIZONTAL	Peak



Unless otherwise agreed in writing, this document is issued by the Company subject to its General Conditions of Service printed overleaf, available on request or accessible at <http://www.sgs.com/en/Terms-and-Conditions.aspx> and, for electronic format documents, subject to Terms and Conditions for Electronic Documents at <http://www.sgs.com/en/terms-and-Conditions/Terms-e-Documents.aspx>. Attention is drawn to the limitation of liability, indemnification and jurisdiction issues defined therein. Any holder of this document is advised that information contained hereon reflects the Company's findings at the time of its intervention only and within the limits of Client's instructions, if any. The Company's sole responsibility is to its Client and this document does not exonerate parties to a transaction from exercising all their rights and obligations under the transaction documents. This document cannot be reproduced except in full, without prior written approval of the Company. Any unauthorized alteration, forgery or falsification of the content or appearance of this document is unlawful and offenders may be prosecuted to the fullest extent of the law. Unless otherwise stated the results shown in this test report refer only to the sample(s) tested and such sample(s) are retained for 30 days only.

Test Mode: 10; Polarity: Vertical; Modulation:GFSK; ; Channel:Low



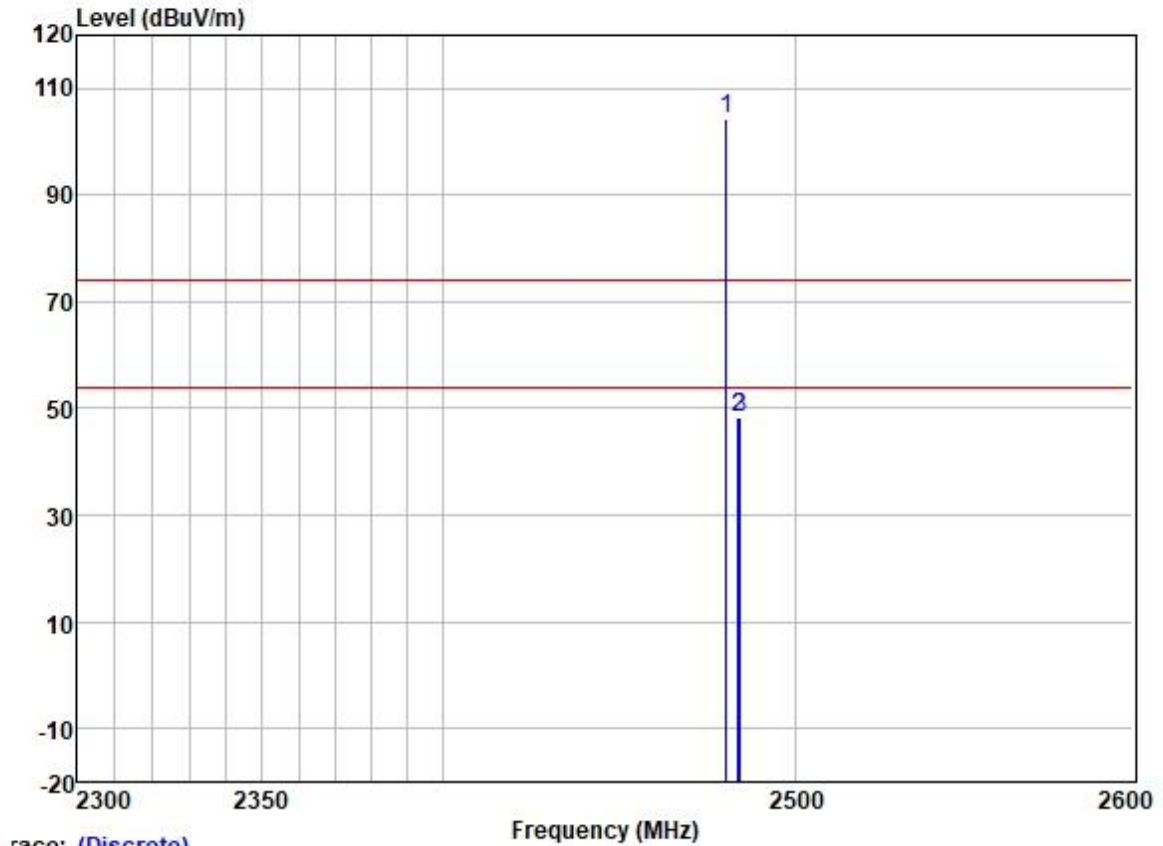
Trace: (Discrete)

	Read Freq	Antenna Level	Cable Loss	Preamp Factor	Level	Limit	Over	Pol/Phase	Remark
	MHz	dBuV	dB/m	dB	dB	dBuV/m	dB		
1	2312.449	51.21	27.15	3.32	37.62	44.06	74.00	-29.94	VERTICAL Peak
2	2390.000	49.65	27.33	3.48	37.59	42.87	74.00	-31.13	VERTICAL Peak
3 *	2402.000	108.11	27.35	3.50	37.59	101.37	74.00	27.37	VERTICAL Peak



Unless otherwise agreed in writing, this document is issued by the Company subject to its General Conditions of Service printed overleaf, available on request or accessible at <http://www.sgs.com/en/Terms-and-Conditions.aspx> and, for electronic format documents, subject to Terms and Conditions for Electronic Documents at <http://www.sgs.com/en/terms-and-Conditions/Terms-e-Documents.aspx>. Attention is drawn to the limitation of liability, indemnification and jurisdiction issues defined therein. Any holder of this document is advised that information contained hereon reflects the Company's findings at the time of its intervention only and within the limits of Client's instructions, if any. The Company's sole responsibility is to its Client and this document does not exonerate parties to a transaction from exercising all their rights and obligations under the transaction documents. This document cannot be reproduced except in full, without prior written approval of the Company. Any unauthorized alteration, forgery or falsification of the content or appearance of this document is unlawful and offenders may be prosecuted to the fullest extent of the law. Unless otherwise stated the results shown in this test report refer only to the sample(s) tested and such sample(s) are retained for 30 days only.

Test Mode: 10; Polarity: Horizontal; Modulation:GFSK; ; Channel:High



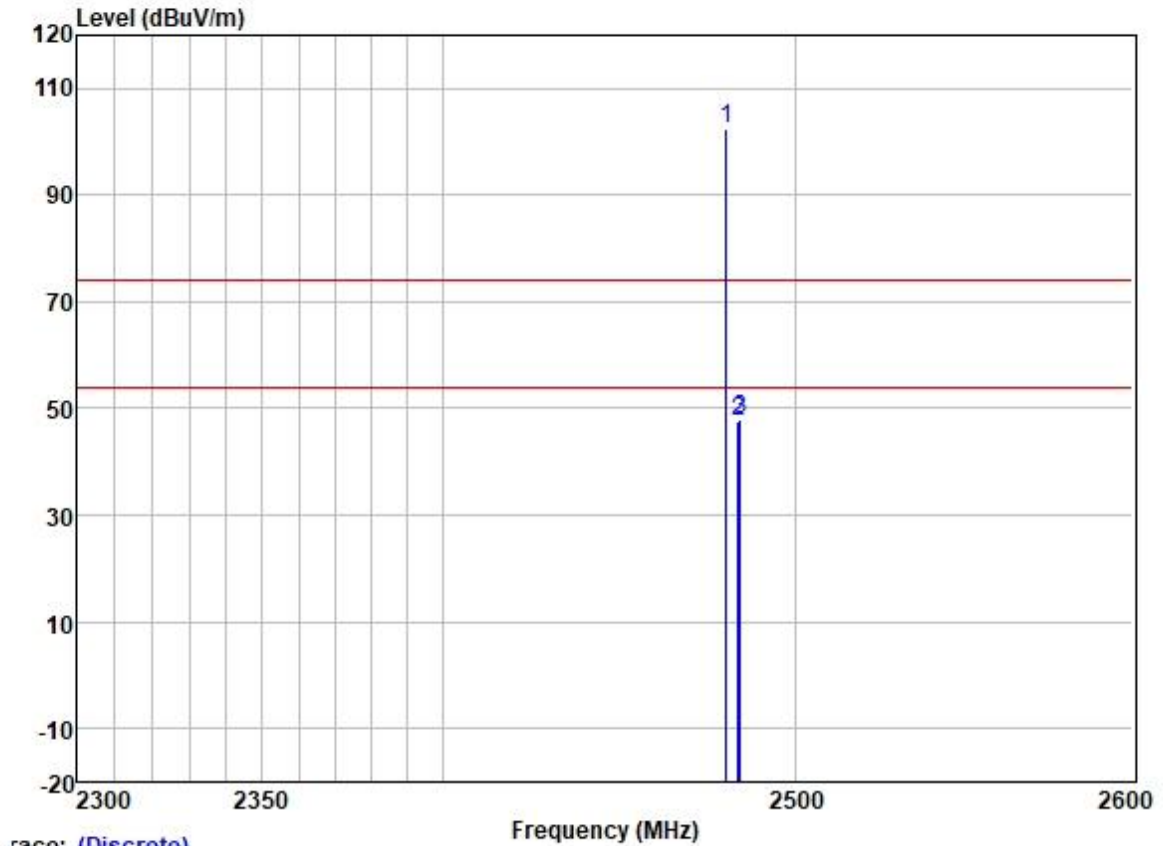
Trace: (Discrete)

	Read Freq	Antenna Level	Cable Loss	Preamp Factor	Level	Limit Line	Over Limit	Pol/Phase	Remark
	MHz	dBuV	dB/m	dB	dBuV/m	dBuV/m	dB		
1 *	2480.000	110.97	27.47	3.60	37.57	104.47	74.00	30.47	HORIZONTAL Peak
2	2483.500	54.88	27.48	3.53	37.57	48.32	74.00	-25.68	HORIZONTAL Peak
3	2483.896	54.82	27.48	3.53	37.57	48.26	74.00	-25.74	HORIZONTAL Peak



Unless otherwise agreed in writing, this document is issued by the Company subject to its General Conditions of Service printed overleaf, available on request or accessible at <http://www.sgs.com/en/Terms-and-Conditions.aspx> and, for electronic format documents, subject to Terms and Conditions for Electronic Documents at <http://www.sgs.com/en/terms-and-Conditions/Terms-e-Documents.aspx>. Attention is drawn to the limitation of liability, indemnification and jurisdiction issues defined therein. Any holder of this document is advised that information contained hereon reflects the Company's findings at the time of its intervention only and within the limits of Client's instructions, if any. The Company's sole responsibility is to its Client and this document does not exonerate parties to a transaction from exercising all their rights and obligations under the transaction documents. This document cannot be reproduced except in full, without prior written approval of the Company. Any unauthorized alteration, forgery or falsification of the content or appearance of this document is unlawful and offenders may be prosecuted to the fullest extent of the law. Unless otherwise stated the results shown in this test report refer only to the sample(s) tested and such sample(s) are retained for 30 days only.

Test Mode: 10; Polarity: Vertical; Modulation:GFSK; ; Channel:High



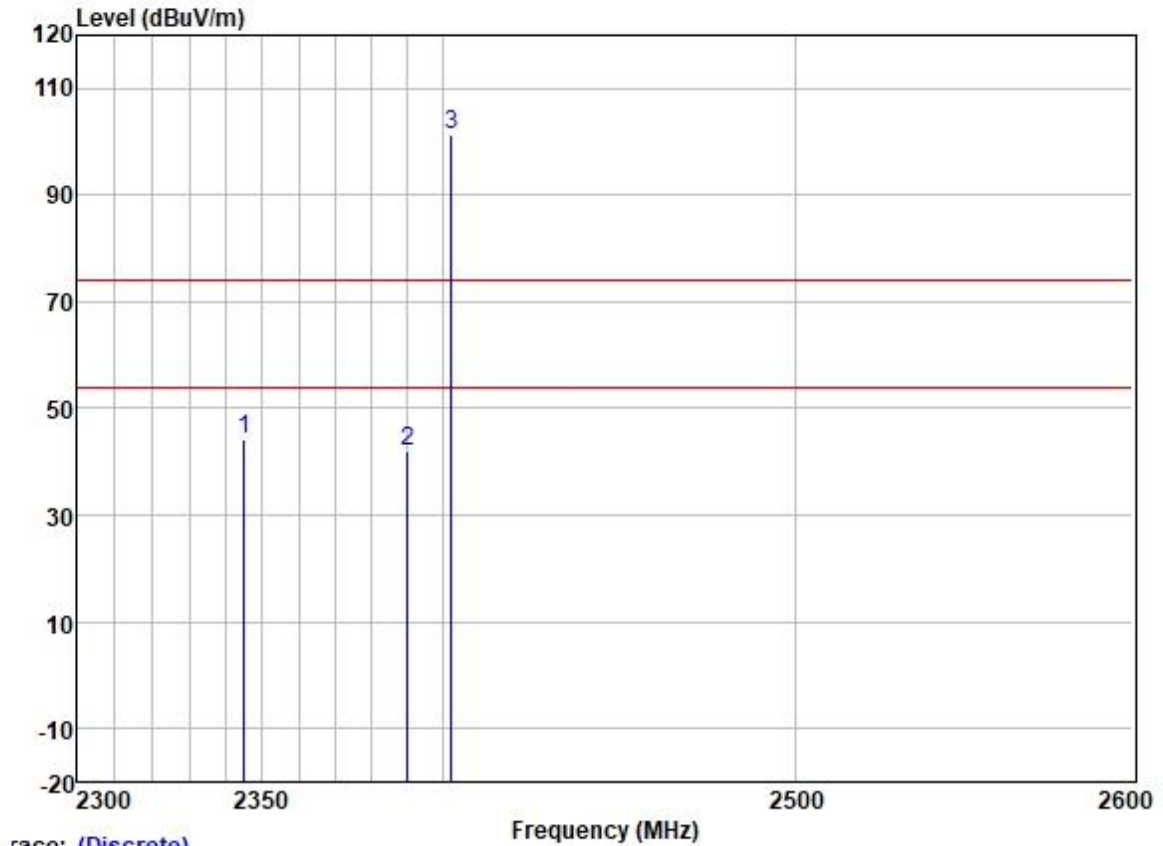
Trace: (Discrete)

	Read	Antenna	Cable	Preamp	Limit	Over			
Freq	Level	Factor	Loss	Factor	Level	Line	Limit	Pol/Phase	Remark
MHz	dBuV	dB/m	dB	dB	dBuV/m	dBuV/m	dB		
1 *	2480.000	109.00	27.47	3.60	37.57	102.50	74.00	28.50	VERTICAL Peak
2	2483.500	54.13	27.48	3.53	37.57	47.57	74.00	-26.43	VERTICAL Peak
3	2483.946	54.40	27.48	3.53	37.57	47.84	74.00	-26.16	VERTICAL Peak



Unless otherwise agreed in writing, this document is issued by the Company subject to its General Conditions of Service printed overleaf, available on request or accessible at <http://www.sgs.com/en/Terms-and-Conditions.aspx> and, for electronic format documents, subject to Terms and Conditions for Electronic Documents at <http://www.sgs.com/en/terms-and-Conditions/Terms-e-Documents.aspx>. Attention is drawn to the limitation of liability, indemnification and jurisdiction issues defined therein. Any holder of this document is advised that information contained hereon reflects the Company's findings at the time of its intervention only and within the limits of Client's instructions, if any. The Company's sole responsibility is to its Client and this document does not exonerate parties to a transaction from exercising all their rights and obligations under the transaction documents. This document cannot be reproduced except in full, without prior written approval of the Company. Any unauthorized alteration, forgery or falsification of the content or appearance of this document is unlawful and offenders may be prosecuted to the fullest extent of the law. Unless otherwise stated the results shown in this test report refer only to the sample(s) tested and such sample(s) are retained for 30 days only.

Test Mode: 11; Polarity: Horizontal; Modulation:GFSK; ; Channel:Low



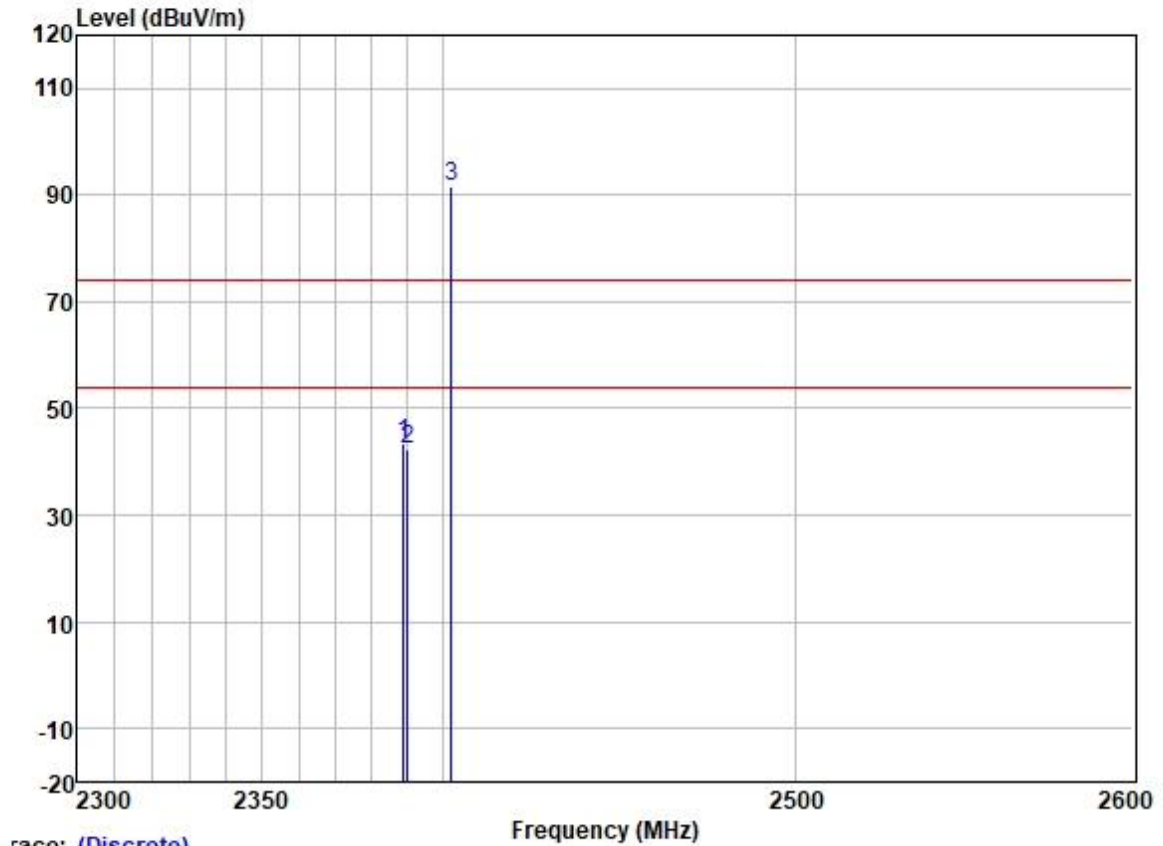
Trace: (Discrete)

	Read Freq	Antenna Level	Cable Loss	Preamp Factor	Level	Limit Line	Over Limit	Pol/Phase	Remark
	MHz	dBuV	dB/m	dB	dB	dBuV/m	dB		
1	2344.917	51.22	27.24	3.38	37.61	44.23	74.00	-29.77	HORIZONTAL Peak
2	2390.000	48.60	27.33	3.48	37.59	41.82	74.00	-32.18	HORIZONTAL Peak
3 *	2402.000	108.11	27.35	3.50	37.59	101.37	74.00	27.37	HORIZONTAL Peak



Unless otherwise agreed in writing, this document is issued by the Company subject to its General Conditions of Service printed overleaf, available on request or accessible at <http://www.sgs.com/en/Terms-and-Conditions.aspx> and, for electronic format documents, subject to Terms and Conditions for Electronic Documents at <http://www.sgs.com/en/terms-and-Conditions/Terms-e-Documents.aspx>. Attention is drawn to the limitation of liability, indemnification and jurisdiction issues defined therein. Any holder of this document is advised that information contained hereon reflects the Company's findings at the time of its intervention only and within the limits of Client's instructions, if any. The Company's sole responsibility is to its Client and this document does not exonerate parties to a transaction from exercising all their rights and obligations under the transaction documents. This document cannot be reproduced except in full, without prior written approval of the Company. Any unauthorized alteration, forgery or falsification of the content or appearance of this document is unlawful and offenders may be prosecuted to the fullest extent of the law. Unless otherwise stated the results shown in this test report refer only to the sample(s) tested and such sample(s) are retained for 30 days only.

Test Mode: 11; Polarity: Vertical; Modulation:GFSK; ; Channel:Low



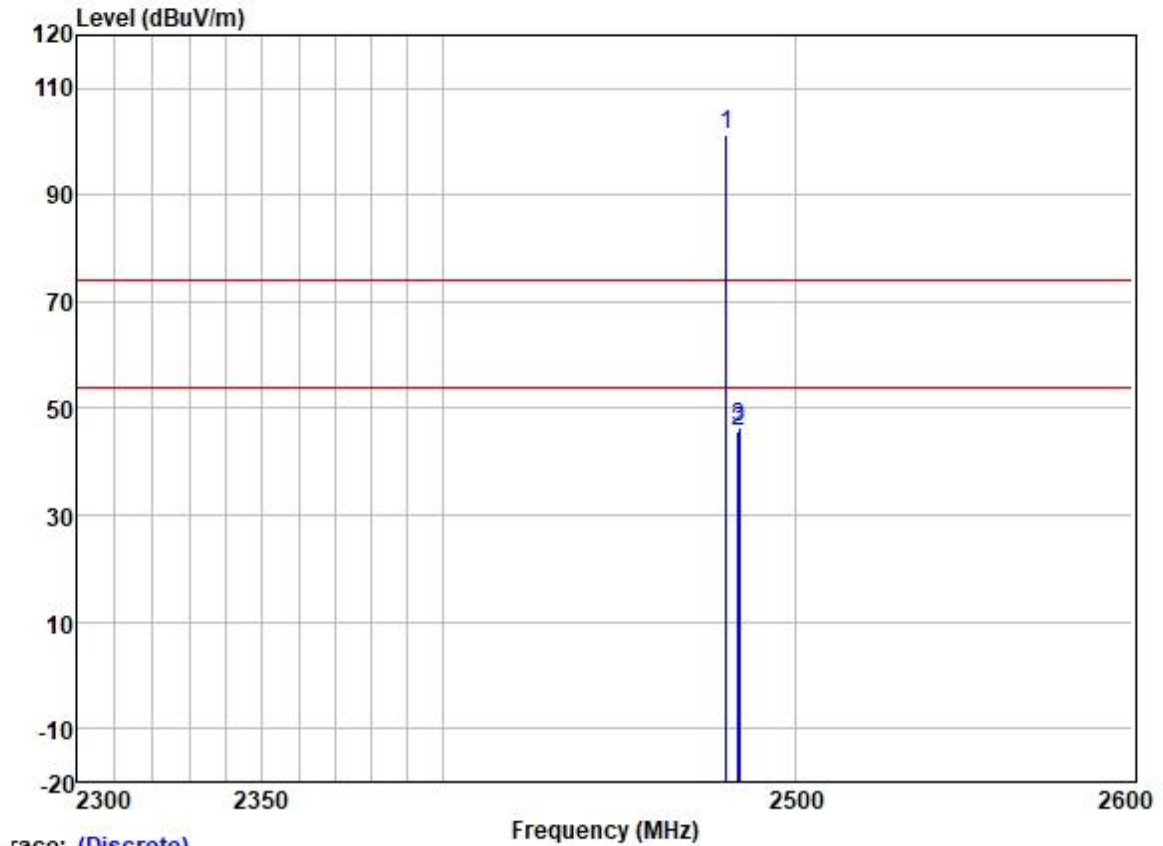
Trace: (Discrete)

	Read Freq	Antenna Level	Cable Factor	Preamp Loss	Preamp Factor	Level	Limit Line	Over Limit	Pol/Phase	Remark
	MHz	dBuV	dB/m	dB	dB	dBuV/m	dBuV/m	dB		
1	2388.850	50.41	27.33	3.48	37.59	43.63	74.00	-30.37	VERTICAL	Peak
2	2390.000	49.12	27.33	3.48	37.59	42.34	74.00	-31.66	VERTICAL	Peak
3 *	2402.000	98.26	27.35	3.50	37.59	91.52	74.00	17.52	VERTICAL	Peak



Unless otherwise agreed in writing, this document is issued by the Company subject to its General Conditions of Service printed overleaf, available on request or accessible at <http://www.sgs.com/en/Terms-and-Conditions.aspx> and, for electronic format documents, subject to Terms and Conditions for Electronic Documents at <http://www.sgs.com/en/terms-and-Conditions/Terms-e-Documents.aspx>. Attention is drawn to the limitation of liability, indemnification and jurisdiction issues defined therein. Any holder of this document is advised that information contained hereon reflects the Company's findings at the time of its intervention only and within the limits of Client's instructions, if any. The Company's sole responsibility is to its Client and this document does not exonerate parties to a transaction from exercising all their rights and obligations under the transaction documents. This document cannot be reproduced except in full, without prior written approval of the Company. Any unauthorized alteration, forgery or falsification of the content or appearance of this document is unlawful and offenders may be prosecuted to the fullest extent of the law. Unless otherwise stated the results shown in this test report refer only to the sample(s) tested and such sample(s) are retained for 30 days only.

Test Mode: 11; Polarity: Horizontal; Modulation:GFSK; ; Channel:High



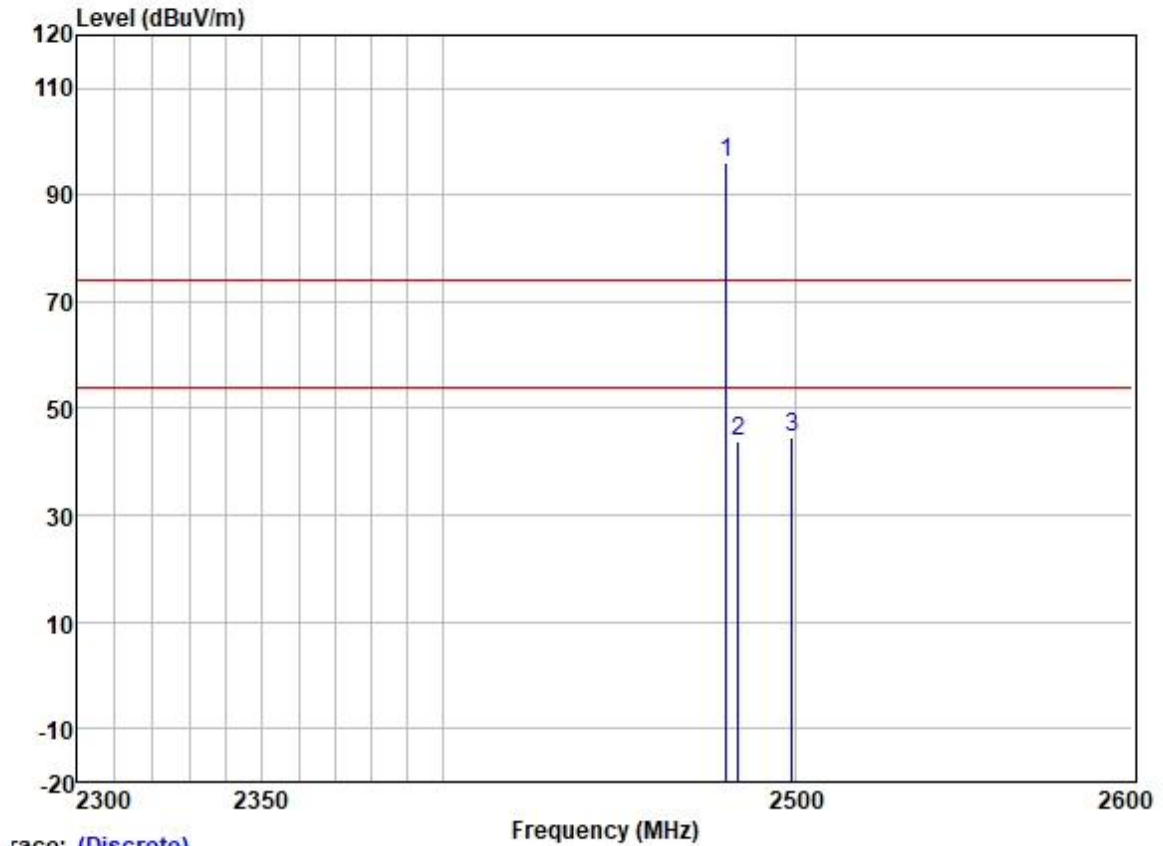
Trace: (Discrete)

	Read Freq	Antenna Level	Cable Factor	Preamp Loss	Preamp Factor	Limit Level	Over Limit	Pol/Phase	Remark
	MHz	dBuV	dB/m	dB	dB	dBuV/m	dB		
1 *	2480.000	107.76	27.47	3.60	37.57	101.26	74.00	27.26	HORIZONTAL Peak
2	2483.500	52.13	27.48	3.53	37.57	45.57	74.00	-28.43	HORIZONTAL Peak
3	2483.821	52.98	27.48	3.53	37.57	46.42	74.00	-27.58	HORIZONTAL Peak



Unless otherwise agreed in writing, this document is issued by the Company subject to its General Conditions of Service printed overleaf, available on request or accessible at <http://www.sgs.com/en/Terms-and-Conditions.aspx> and, for electronic format documents, subject to Terms and Conditions for Electronic Documents at <http://www.sgs.com/en/terms-and-Conditions/Terms-e-Documents.aspx>. Attention is drawn to the limitation of liability, indemnification and jurisdiction issues defined therein. Any holder of this document is advised that information contained hereon reflects the Company's findings at the time of its intervention only and within the limits of Client's instructions, if any. The Company's sole responsibility is to its Client and this document does not exonerate parties to a transaction from exercising all their rights and obligations under the transaction documents. This document cannot be reproduced except in full, without prior written approval of the Company. Any unauthorized alteration, forgery or falsification of the content or appearance of this document is unlawful and offenders may be prosecuted to the fullest extent of the law. Unless otherwise stated the results shown in this test report refer only to the sample(s) tested and such sample(s) are retained for 30 days only.

Test Mode: 11; Polarity: Vertical; Modulation:GFSK; ; Channel:High



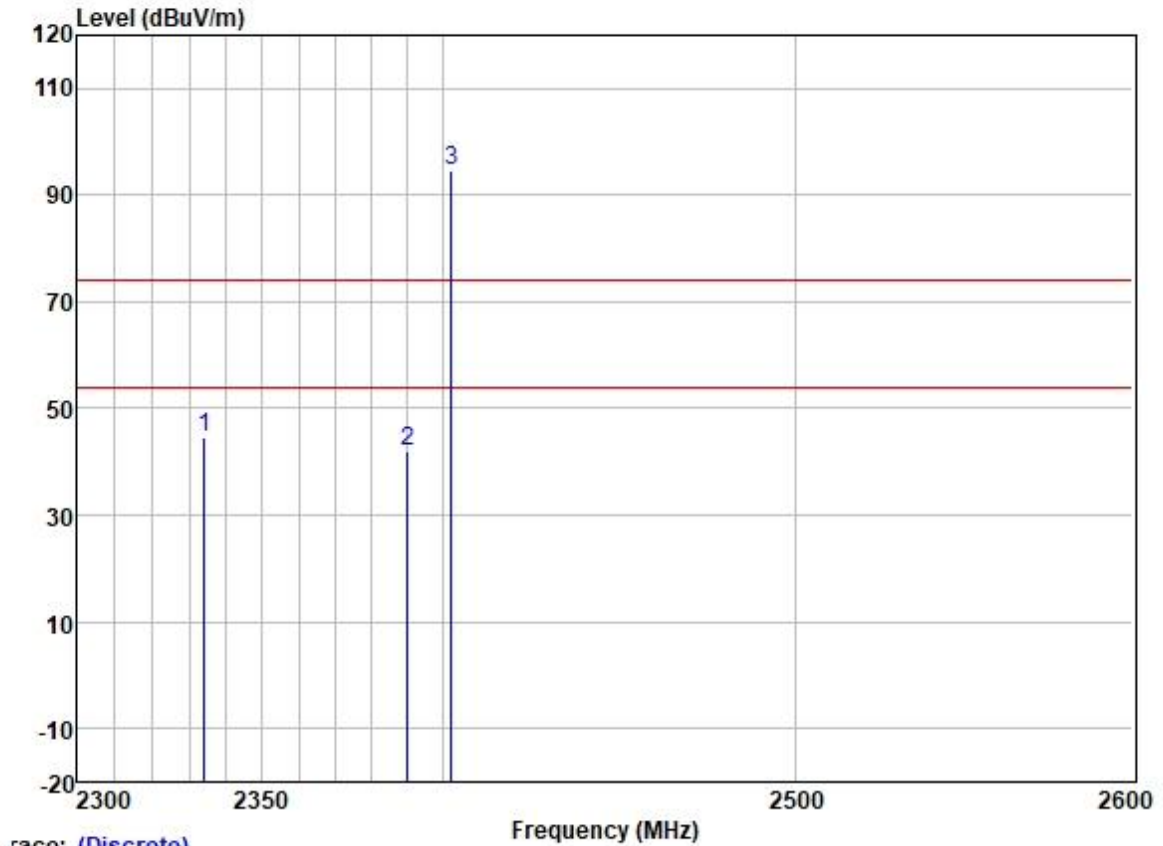
Trace: (Discrete)

	Read Freq	Antenna Level	Cable Loss	Preamp Factor	Level	Limit	Over Limit	Pol/Phase	Remark
	MHz	dBuV	dB/m	dB	dBuV/m	dBuV/m	dB		
1 *	2480.000	102.64	27.47	3.60	37.57	96.14	74.00	22.14	VERTICAL Peak
2	2483.500	50.31	27.48	3.53	37.57	43.75	74.00	-30.25	VERTICAL Peak
3	2498.995	51.13	27.50	3.40	37.56	44.47	74.00	-29.53	VERTICAL Peak



Unless otherwise agreed in writing, this document is issued by the Company subject to its General Conditions of Service printed overleaf, available on request or accessible at <http://www.sgs.com/en/Terms-and-Conditions.aspx> and, for electronic format documents, subject to Terms and Conditions for Electronic Documents at <http://www.sgs.com/en/terms-and-Conditions/Terms-e-Documents.aspx>. Attention is drawn to the limitation of liability, indemnification and jurisdiction issues defined therein. Any holder of this document is advised that information contained hereon reflects the Company's findings at the time of its intervention only and within the limits of Client's instructions, if any. The Company's sole responsibility is to its Client and this document does not exonerate parties to a transaction from exercising all their rights and obligations under the transaction documents. This document cannot be reproduced except in full, without prior written approval of the Company. Any unauthorized alteration, forgery or falsification of the content or appearance of this document is unlawful and offenders may be prosecuted to the fullest extent of the law. Unless otherwise stated the results shown in this test report refer only to the sample(s) tested and such sample(s) are retained for 30 days only.

Test Mode: 12; Polarity: Horizontal; Modulation:GFSK; ; Channel:Low



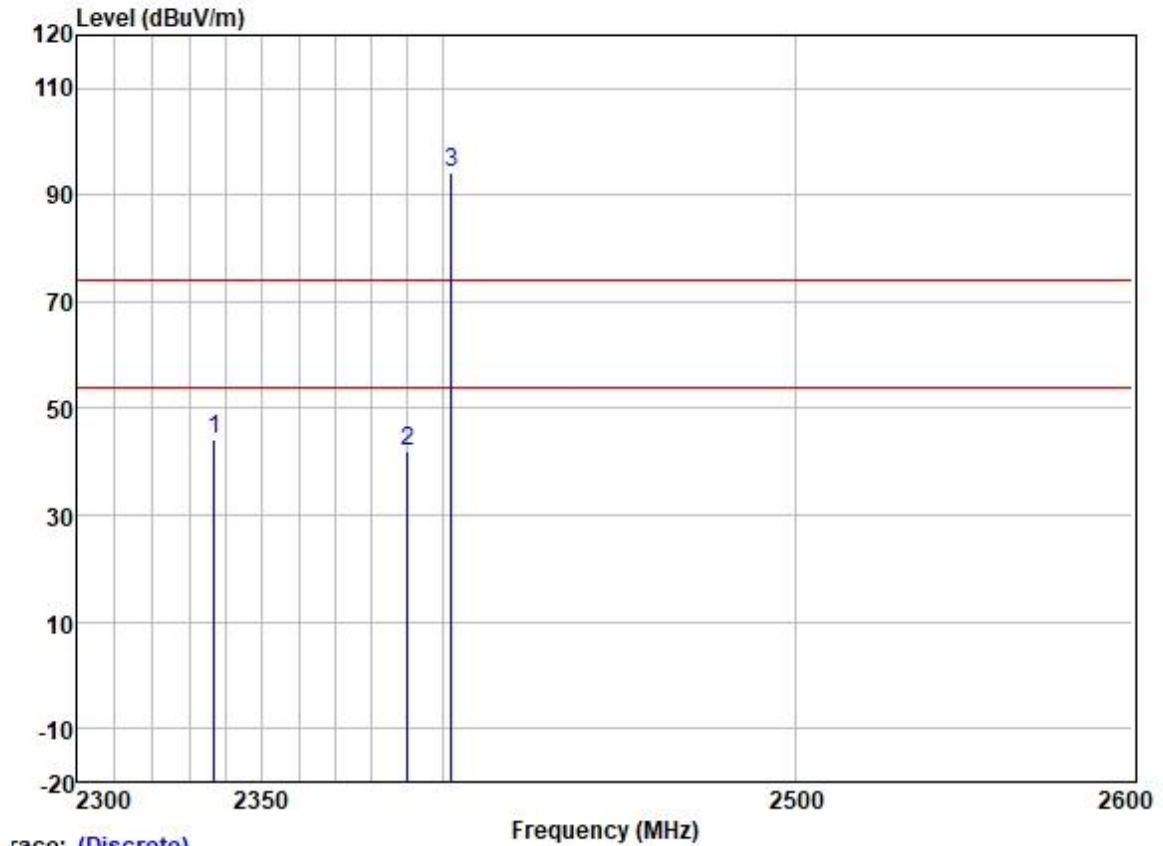
Trace: (Discrete)

	Read Freq	Antenna Level	Cable Factor	Preamp Loss	Preamp Factor	Level	Limit Line	Over Limit	Pol/Phase	Remark
	MHz	dBuV	dB/m	dB	dB	dBuV/m	dBuV/m	dB		
1	2334.208	51.48	27.20	3.36	37.62	44.42	74.00	-29.58	HORIZONTAL	Peak
2	2390.000	48.89	27.33	3.48	37.59	42.11	74.00	-31.89	HORIZONTAL	Peak
3 *	2402.000	101.41	27.35	3.50	37.59	94.67	74.00	20.67	HORIZONTAL	Peak



Unless otherwise agreed in writing, this document is issued by the Company subject to its General Conditions of Service printed overleaf, available on request or accessible at <http://www.sgs.com/en/Terms-and-Conditions.aspx> and, for electronic format documents, subject to Terms and Conditions for Electronic Documents at <http://www.sgs.com/en/terms-and-Conditions/Terms-e-Documents.aspx>. Attention is drawn to the limitation of liability, indemnification and jurisdiction issues defined therein. Any holder of this document is advised that information contained hereon reflects the Company's findings at the time of its intervention only and within the limits of Client's instructions, if any. The Company's sole responsibility is to its Client and this document does not exonerate parties to a transaction from exercising all their rights and obligations under the transaction documents. This document cannot be reproduced except in full, without prior written approval of the Company. Any unauthorized alteration, forgery or falsification of the content or appearance of this document is unlawful and offenders may be prosecuted to the fullest extent of the law. Unless otherwise stated the results shown in this test report refer only to the sample(s) tested and such sample(s) are retained for 30 days only.

Test Mode: 12; Polarity: Vertical; Modulation:GFSK; ; Channel:Low



Trace: (Discrete)

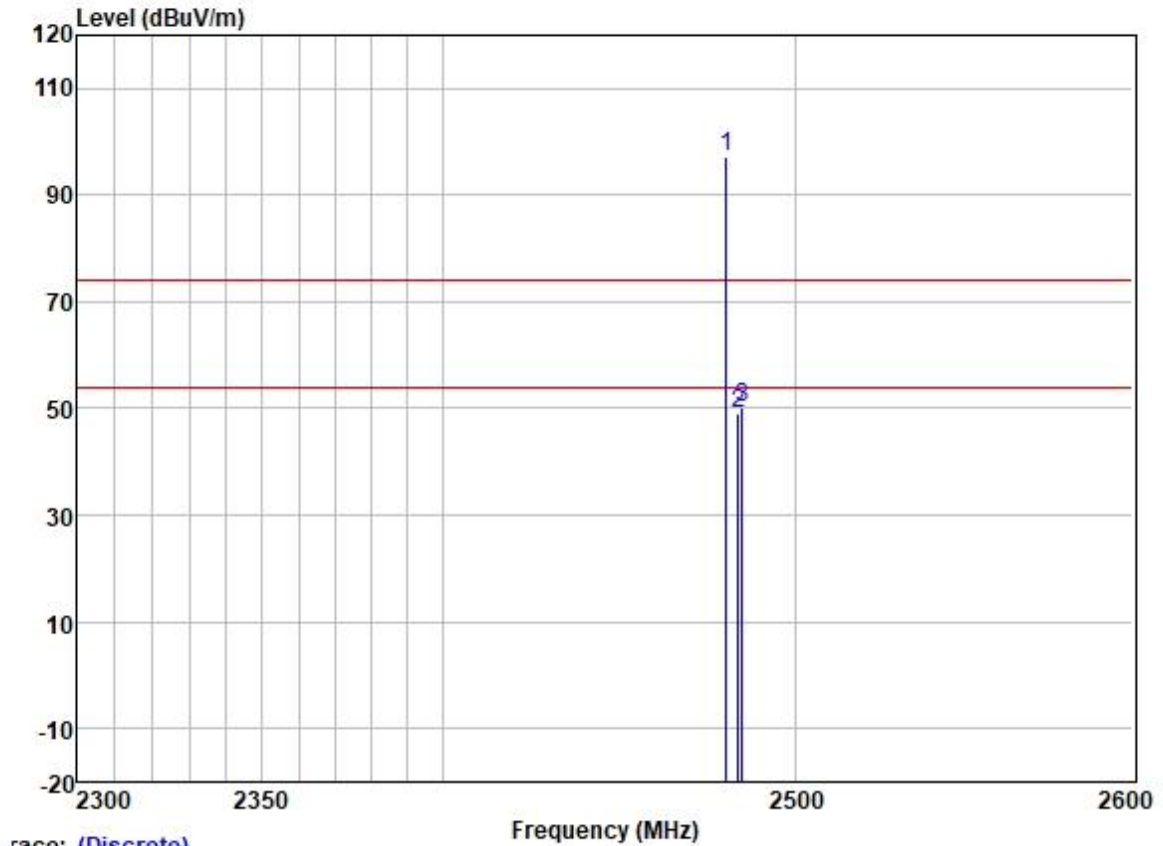
	Read Freq	Antenna Level	Cable Loss	Preamp Factor	Level	Limit Line	Over Limit	Pol/Phase	Remark
	MHz	dBuV	dB/m	dB	dB	dBuV/m	dB		
1	2336.881	51.37	27.22	3.37	37.62	44.34	74.00	-29.66	VERTICAL Peak
2	2390.000	48.77	27.33	3.48	37.59	41.99	74.00	-32.01	VERTICAL Peak
3 *	2402.000	100.97	27.35	3.50	37.59	94.23	74.00	20.23	VERTICAL Peak



Unless otherwise agreed in writing, this document is issued by the Company subject to its General Conditions of Service printed overleaf, available on request or accessible at <http://www.sgs.com/en/Terms-and-Conditions.aspx> and, for electronic format documents, subject to Terms and Conditions for Electronic Documents at <http://www.sgs.com/en/terms-and-Conditions/Terms-e-Documents.aspx>. Attention is drawn to the limitation of liability, indemnification and jurisdiction issues defined therein. Any holder of this document is advised that information contained hereon reflects the Company's findings at the time of its intervention only and within the limits of Client's instructions, if any. The Company's sole responsibility is to its Client and this document does not exonerate parties to a transaction from exercising all their rights and obligations under the transaction documents. This document cannot be reproduced except in full, without prior written approval of the Company. Any unauthorized alteration, forgery or falsification of the content or appearance of this document is unlawful and offenders may be prosecuted to the fullest extent of the law. Unless otherwise stated the results shown in this test report refer only to the sample(s) tested and such sample(s) are retained for 30 days only.

Attention: To check the authenticity of testing /inspection report & certificate, please contact us at telephone: (86-755) 8307 1443, or email: CN.Doccheck@sgs.com

Test Mode: 12; Polarity: Horizontal; Modulation:GFSK; ; Channel:High



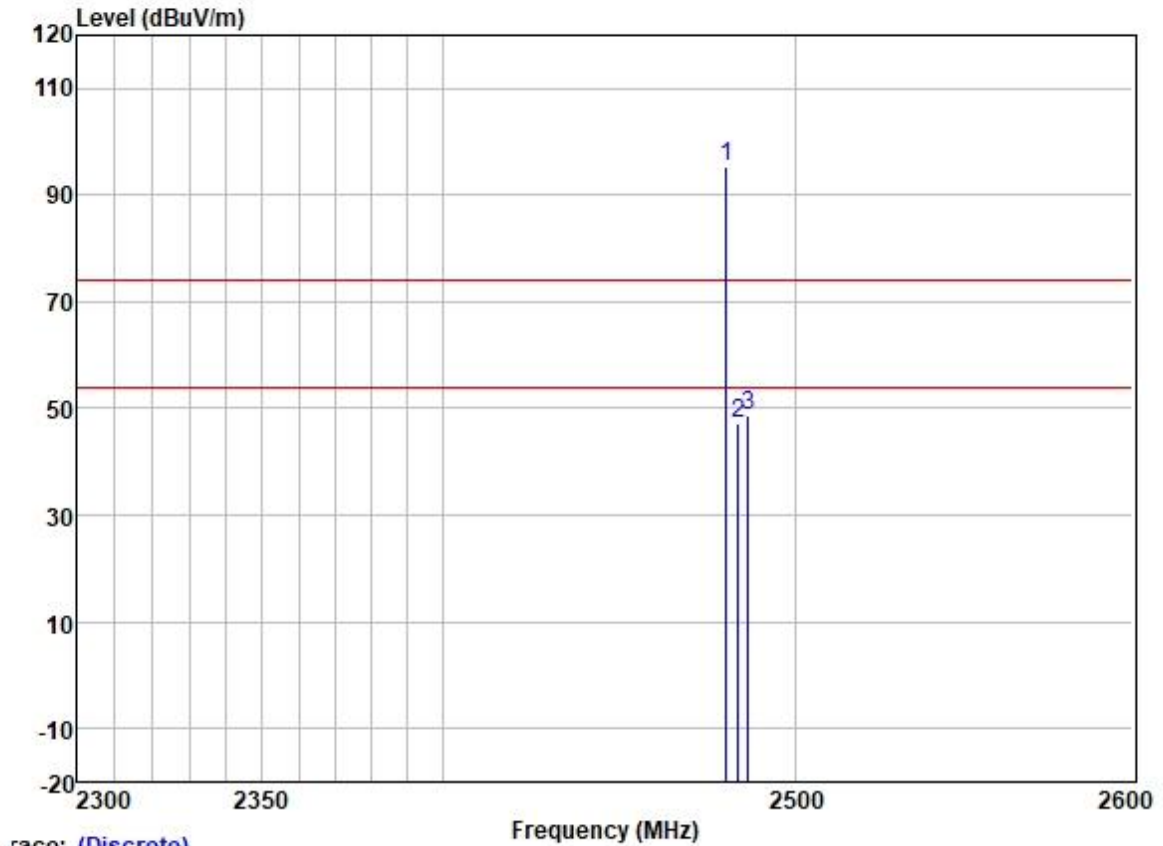
Trace: (Discrete)

	Read Freq	Antenna Level	Cable Loss	Preamp Factor	Level	Limit Line	Over Limit	Pol/Phase	Remark
	MHz	dBuV	dB/m	dB	dBuV/m	dBuV/m	dB		
1 *	2480.000	103.64	27.47	3.60	37.57	97.14	74.00	23.14	HORIZONTAL Peak
2	2483.500	55.80	27.48	3.53	37.57	49.24	74.00	-24.76	HORIZONTAL Peak
3	2484.595	56.87	27.48	3.53	37.57	50.31	74.00	-23.69	HORIZONTAL Peak



Unless otherwise agreed in writing, this document is issued by the Company subject to its General Conditions of Service printed overleaf, available on request or accessible at <http://www.sgs.com/en/Terms-and-Conditions.aspx> and, for electronic format documents, subject to Terms and Conditions for Electronic Documents at <http://www.sgs.com/en/terms-and-Conditions/Terms-e-Documents.aspx>. Attention is drawn to the limitation of liability, indemnification and jurisdiction issues defined therein. Any holder of this document is advised that information contained hereon reflects the Company's findings at the time of its intervention only and within the limits of Client's instructions, if any. The Company's sole responsibility is to its Client and this document does not exonerate parties to a transaction from exercising all their rights and obligations under the transaction documents. This document cannot be reproduced except in full, without prior written approval of the Company. Any unauthorized alteration, forgery or falsification of the content or appearance of this document is unlawful and offenders may be prosecuted to the fullest extent of the law. Unless otherwise stated the results shown in this test report refer only to the sample(s) tested and such sample(s) are retained for 30 days only.

Test Mode: 12; Polarity: Vertical; Modulation:GFSK; ; Channel:High



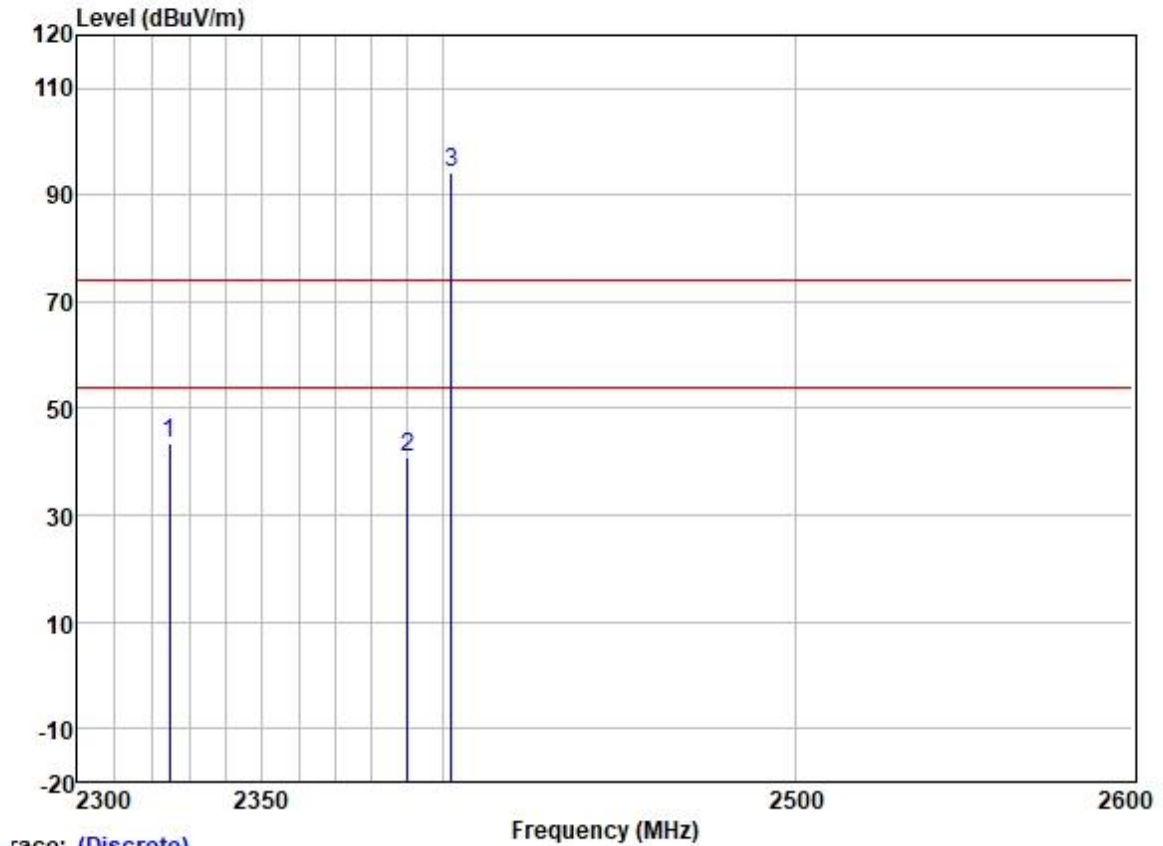
Trace: (Discrete)

	Read Freq	Antenna Level	Cable Factor	Preamp Loss	Preamp Factor	Limit Level	Over Limit	Pol/Phase	Remark
	MHz	dBuV	dB/m	dB	dB	dBuV/m	dBuV/m	dB	
1 *	2480.000	101.73	27.47	3.60	37.57	95.23	74.00	21.23	VERTICAL Peak
2	2483.500	53.63	27.48	3.53	37.57	47.07	74.00	-26.93	VERTICAL Peak
3	2486.469	55.11	27.48	3.53	37.57	48.55	74.00	-25.45	VERTICAL Peak



Unless otherwise agreed in writing, this document is issued by the Company subject to its General Conditions of Service printed overleaf, available on request or accessible at <http://www.sgs.com/en/Terms-and-Conditions.aspx> and, for electronic format documents, subject to Terms and Conditions for Electronic Documents at <http://www.sgs.com/en/terms-and-Conditions/Terms-e-Documents.aspx>. Attention is drawn to the limitation of liability, indemnification and jurisdiction issues defined therein. Any holder of this document is advised that information contained hereon reflects the Company's findings at the time of its intervention only and within the limits of Client's instructions, if any. The Company's sole responsibility is to its Client and this document does not exonerate parties to a transaction from exercising all their rights and obligations under the transaction documents. This document cannot be reproduced except in full, without prior written approval of the Company. Any unauthorized alteration, forgery or falsification of the content or appearance of this document is unlawful and offenders may be prosecuted to the fullest extent of the law. Unless otherwise stated the results shown in this test report refer only to the sample(s) tested and such sample(s) are retained for 30 days only.

Test Mode: 13; Polarity: Horizontal; Modulation:GFSK; ; Channel:Low



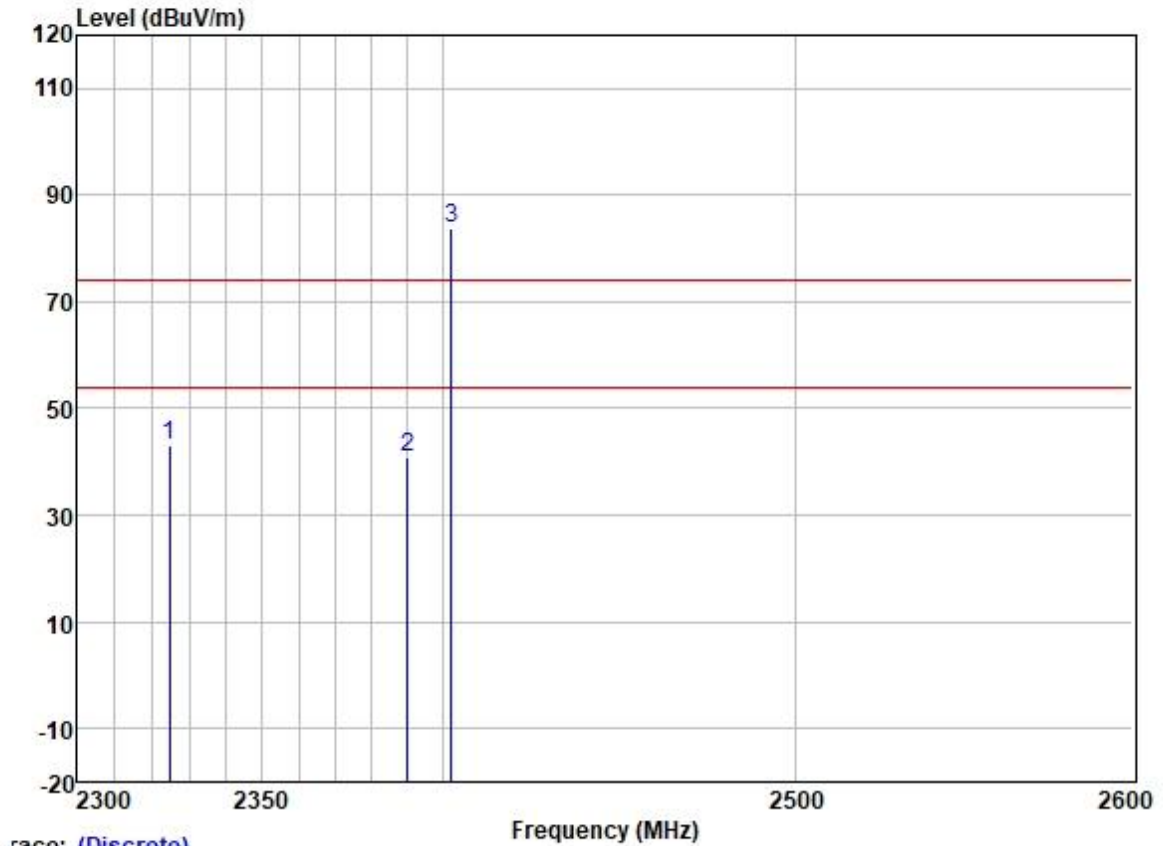
Trace: (Discrete)

	Read	Antenna	Cable	Preamp	Limit	Over			
Freq	Level	Factor	Loss	Factor	Line	Limit	Pol/Phase	Remark	
MHz	dBuV	dB/m	dB	dB	dBuV/m	dBuV/m	dB		
1	2324.830	50.58	27.19	3.34	37.62	43.49	74.00	-30.51	HORIZONTAL Peak
2	2390.000	47.45	27.33	3.48	37.59	40.67	74.00	-33.33	HORIZONTAL Peak
3 *	2402.000	100.82	27.35	3.50	37.59	94.08	74.00	20.08	HORIZONTAL Peak



Unless otherwise agreed in writing, this document is issued by the Company subject to its General Conditions of Service printed overleaf, available on request or accessible at <http://www.sgs.com/en/Terms-and-Conditions.aspx> and, for electronic format documents, subject to Terms and Conditions for Electronic Documents at <http://www.sgs.com/en/terms-and-Conditions/Terms-e-Documents.aspx>. Attention is drawn to the limitation of liability, indemnification and jurisdiction issues defined therein. Any holder of this document is advised that information contained hereon reflects the Company's findings at the time of its intervention only and within the limits of Client's instructions, if any. The Company's sole responsibility is to its Client and this document does not exonerate parties to a transaction from exercising all their rights and obligations under the transaction documents. This document cannot be reproduced except in full, without prior written approval of the Company. Any unauthorized alteration, forgery or falsification of the content or appearance of this document is unlawful and offenders may be prosecuted to the fullest extent of the law. Unless otherwise stated the results shown in this test report refer only to the sample(s) tested and such sample(s) are retained for 30 days only.

Test Mode: 13; Polarity: Vertical; Modulation:GFSK; ; Channel:Low



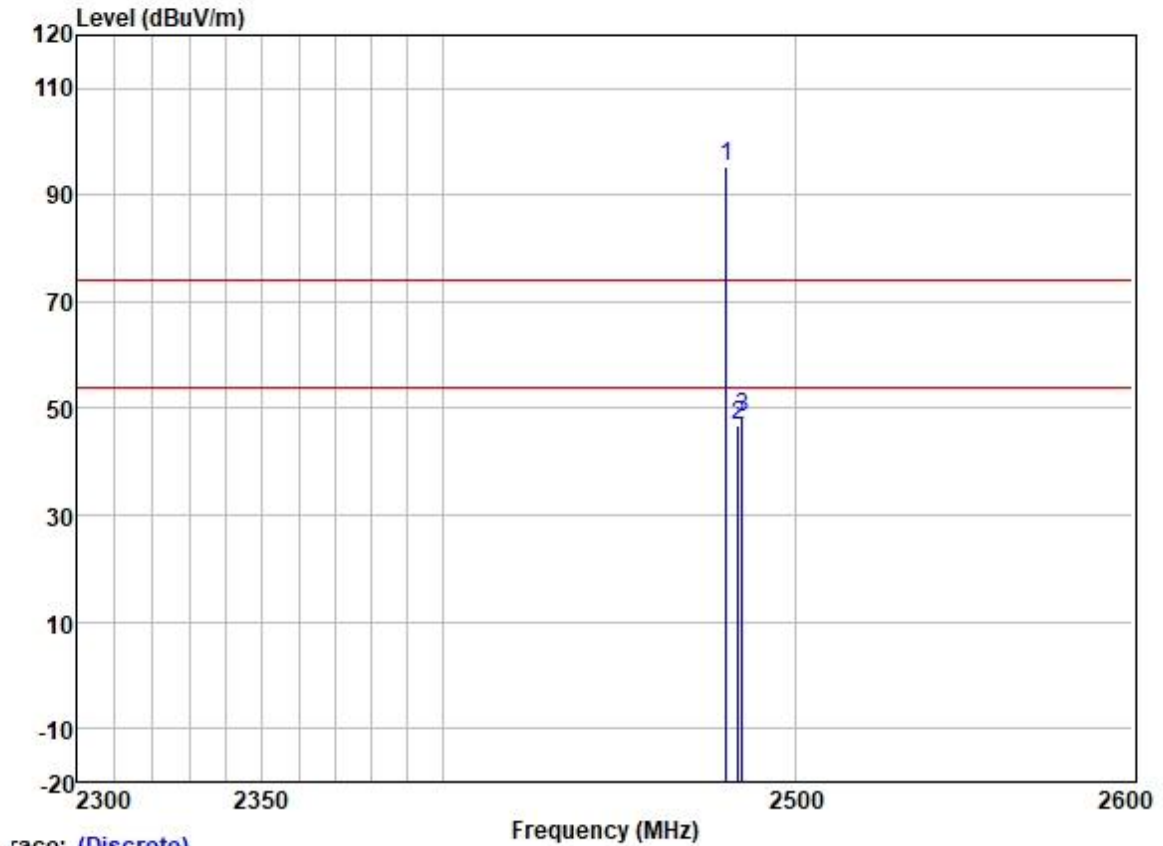
Trace: (Discrete)

	Read	Antenna	Cable	Preamp	Limit	Over				
Freq	Level	Factor	Loss	Factor	Line	Limit	Pol/Phase	Remark		
MHz	dBuV	dB/m	dB	dB	dBuV/m	dBuV/m	dB			
1	2324.633	50.04	27.19	3.34	37.62	42.95	74.00	-31.05	VERTICAL	Peak
2	2390.000	47.69	27.33	3.48	37.59	40.91	74.00	-33.09	VERTICAL	Peak
3 *	2402.000	90.45	27.35	3.50	37.59	83.71	74.00	9.71	VERTICAL	Peak



Unless otherwise agreed in writing, this document is issued by the Company subject to its General Conditions of Service printed overleaf, available on request or accessible at <http://www.sgs.com/en/Terms-and-Conditions.aspx> and, for electronic format documents, subject to Terms and Conditions for Electronic Documents at <http://www.sgs.com/en/terms-and-Conditions/Terms-e-Documents.aspx>. Attention is drawn to the limitation of liability, indemnification and jurisdiction issues defined therein. Any holder of this document is advised that information contained hereon reflects the Company's findings at the time of its intervention only and within the limits of Client's instructions, if any. The Company's sole responsibility is to its Client and this document does not exonerate parties to a transaction from exercising all their rights and obligations under the transaction documents. This document cannot be reproduced except in full, without prior written approval of the Company. Any unauthorized alteration, forgery or falsification of the content or appearance of this document is unlawful and offenders may be prosecuted to the fullest extent of the law. Unless otherwise stated the results shown in this test report refer only to the sample(s) tested and such sample(s) are retained for 30 days only.

Test Mode: 13; Polarity: Horizontal; Modulation:GFSK; ; Channel:High



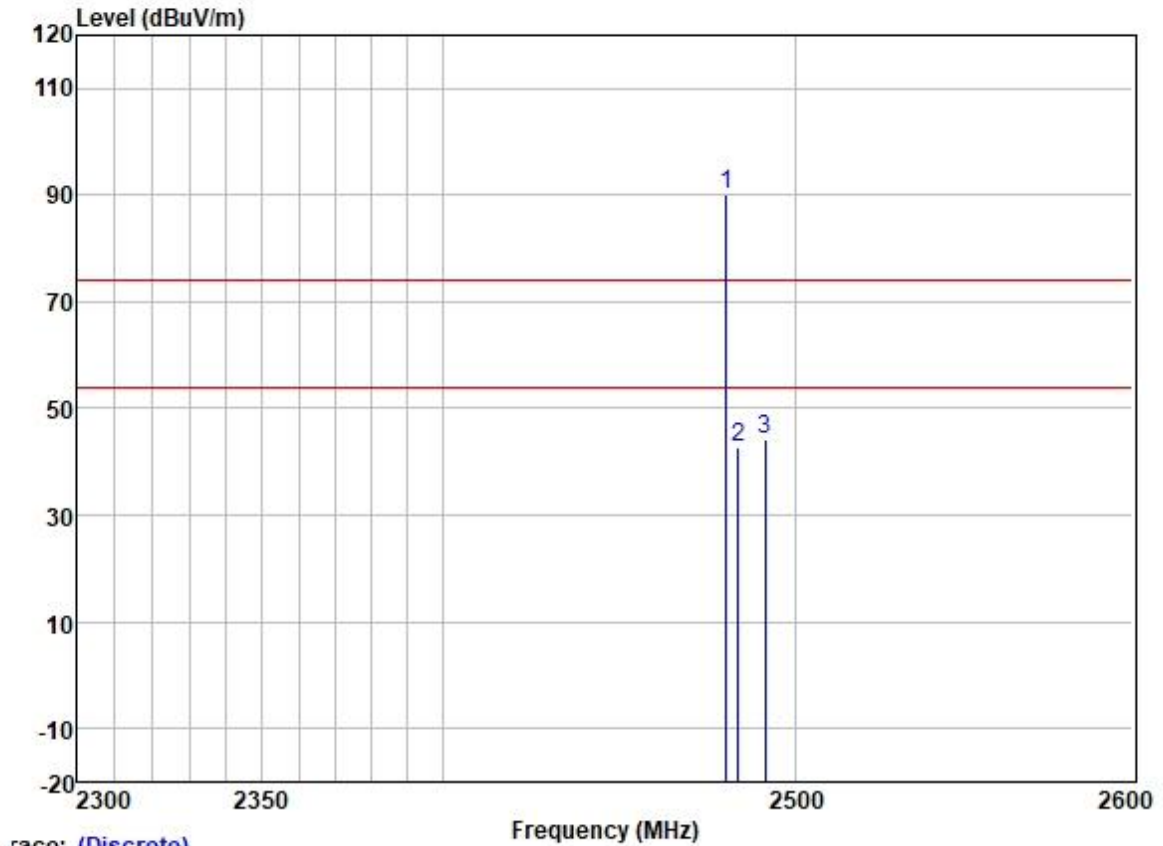
Trace: (Discrete)

	Read	Antenna	Cable	Preamp	Limit	Over			
Freq	Level	Factor	Loss	Factor	Level	Line	Limit	Pol/Phase	
MHz	dBuV	dB/m	dB	dB	dBuV/m	dBuV/m	dB	Remark	
1 *	2480.000	101.80	27.47	3.60	37.57	95.30	74.00	21.30	HORIZONTAL Peak
2	2483.500	53.21	27.48	3.53	37.57	46.65	74.00	-27.35	HORIZONTAL Peak
3	2484.520	54.98	27.48	3.53	37.57	48.42	74.00	-25.58	HORIZONTAL Peak



Unless otherwise agreed in writing, this document is issued by the Company subject to its General Conditions of Service printed overleaf, available on request or accessible at <http://www.sgs.com/en/Terms-and-Conditions.aspx> and, for electronic format documents, subject to Terms and Conditions for Electronic Documents at <http://www.sgs.com/en/terms-and-Conditions/Terms-e-Documents.aspx>. Attention is drawn to the limitation of liability, indemnification and jurisdiction issues defined therein. Any holder of this document is advised that information contained hereon reflects the Company's findings at the time of its intervention only and within the limits of Client's instructions, if any. The Company's sole responsibility is to its Client and this document does not exonerate parties to a transaction from exercising all their rights and obligations under the transaction documents. This document cannot be reproduced except in full, without prior written approval of the Company. Any unauthorized alteration, forgery or falsification of the content or appearance of this document is unlawful and offenders may be prosecuted to the fullest extent of the law. Unless otherwise stated the results shown in this test report refer only to the sample(s) tested and such sample(s) are retained for 30 days only.

Test Mode: 13; Polarity: Vertical; Modulation:GFSK; ; Channel:High



Trace: (Discrete)

	Read	Antenna	Cable	Preamp	Limit	Over			
Freq	Level	Factor	Loss	Factor	Level	Line	Limit	Pol/Phase	Remark
MHz	dBuV	dB/m	dB	dB	dBuV/m	dBuV/m	dB		
1 *	2480.000	96.71	27.47	3.60	37.57	90.21	74.00	16.21	VERTICAL Peak
2	2483.500	49.15	27.48	3.53	37.57	42.59	74.00	-31.41	VERTICAL Peak
3	2491.146	50.80	27.49	3.47	37.56	44.20	74.00	-29.80	VERTICAL Peak



Unless otherwise agreed in writing, this document is issued by the Company subject to its General Conditions of Service printed overleaf, available on request or accessible at <http://www.sgs.com/en/Terms-and-Conditions.aspx> and, for electronic format documents, subject to Terms and Conditions for Electronic Documents at <http://www.sgs.com/en/terms-and-Conditions/Terms-e-Documents.aspx>. Attention is drawn to the limitation of liability, indemnification and jurisdiction issues defined therein. Any holder of this document is advised that information contained hereon reflects the Company's findings at the time of its intervention only and within the limits of Client's instructions, if any. The Company's sole responsibility is to its Client and this document does not exonerate parties to a transaction from exercising all their rights and obligations under the transaction documents. This document cannot be reproduced except in full, without prior written approval of the Company. Any unauthorized alteration, forgery or falsification of the content or appearance of this document is unlawful and offenders may be prosecuted to the fullest extent of the law. Unless otherwise stated the results shown in this test report refer only to the sample(s) tested and such sample(s) are retained for 30 days only.

**7.9 Radiated Spurious Emissions (Below 1GHz)**

Test Requirement 47 CFR Part 15, Subpart C 15.205 & 15.209  
 Test Method: ANSI C63.10 (2013) Section 6.4,6.5,6.6  
 Limit:

Frequency(MHz)	Field strength(microvolts/meter)	Measurement distance(meters)
0.009-0.490	2400/F(kHz)	300
0.490-1.705	24000/F(kHz)	30
1.705-30.0	30	30
30-88	100	3
88-216	150	3
216-960	200	3
Above 960	500	3

Remark: The emission limits shown in the above table are based on measurements employing a CISPR quasi-peak detector except for the frequency bands 9-90kHz, 110-490kHz and above 1000 MHz. Radiated emission limits in these three bands are based on measurements employing an average detector, the peak field strength of any emission shall not exceed the maximum permitted average limits specified above by more than 20 dB under any condition of modulation.

**7.9.1 E.U.T. Operation**

Operating Environment:  
 Temperature: 23.4 °C Humidity: 48.5 % RH Atmospheric Pressure: 1020 mbar

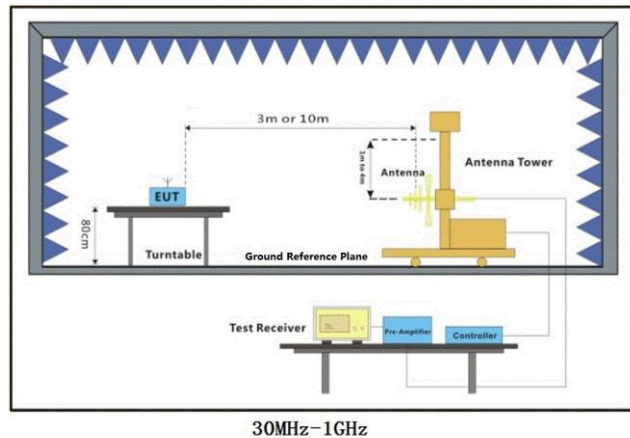
**7.9.2 Test Mode Description**

Pre-scan / Final test	Mode Code	Description
Final test	10	TX mode(Left earbud 1M/bit of BLE)_Keep the EUT in continuously transmitting mode with GFSK modulation.
Final test	11	TX mode(Right earbud 1M/bit of BLE)_Keep the EUT in continuously transmitting mode with GFSK modulation.
Final test	12	TX mode(Left earbud 2M/bit of BLE)_Keep the EUT in continuously transmitting mode with GFSK modulation.
Final test	13	TX mode(Right earbud 2M/bit of BLE)_Keep the EUT in continuously transmitting mode with GFSK modulation.
Pre-scan	14	TX mode(Left earbud 1M/bit of BLE)+charging_Keep the EUT in continuously transmitting mode with GFSK modulation and being charged.
Pre-scan	15	TX mode(Right earbud 1M/bit of BLE)+charging_Keep the EUT in continuously transmitting mode with GFSK modulation and being charged.
Pre-scan	16	TX mode(Left earbud 2M/bit of BLE)+charging_Keep the EUT in continuously transmitting mode with GFSK modulation and being charged.
Pre-scan	17	TX mode(Right earbud 2M/bit of BLE)+charging_Keep the EUT in continuously transmitting mode with GFSK modulation and being charged.



Unless otherwise agreed in writing, this document is issued by the Company subject to its General Conditions of Service printed overleaf, available on request or accessible at <http://www.sgs.com/en/Terms-and-Conditions.aspx> and, for electronic format documents, subject to Terms and Conditions for Electronic Documents at <http://www.sgs.com/en/terms-and-Conditions/Terms-e-Documents.aspx>. Attention is drawn to the limitation of liability, indemnification and jurisdiction issues defined therein. Any holder of this document is advised that information contained herein reflects the Company's findings at the time of its intervention only and within the limits of Client's instructions, if any. The Company's sole responsibility is to its Client and this document does not exonerate parties to a transaction from exercising all their rights and obligations under the transaction documents. This document cannot be reproduced except in full, without prior written approval of the Company. Any unauthorized alteration, forgery or falsification of the content or appearance of this document is unlawful and offenders may be prosecuted to the fullest extent of the law. Unless otherwise stated the results shown in this test report refer only to the sample(s) tested and such sample(s) are retained for 30 days only.

**7.9.3 Test Setup Diagram**



**7.9.4 Measurement Procedure and Data**

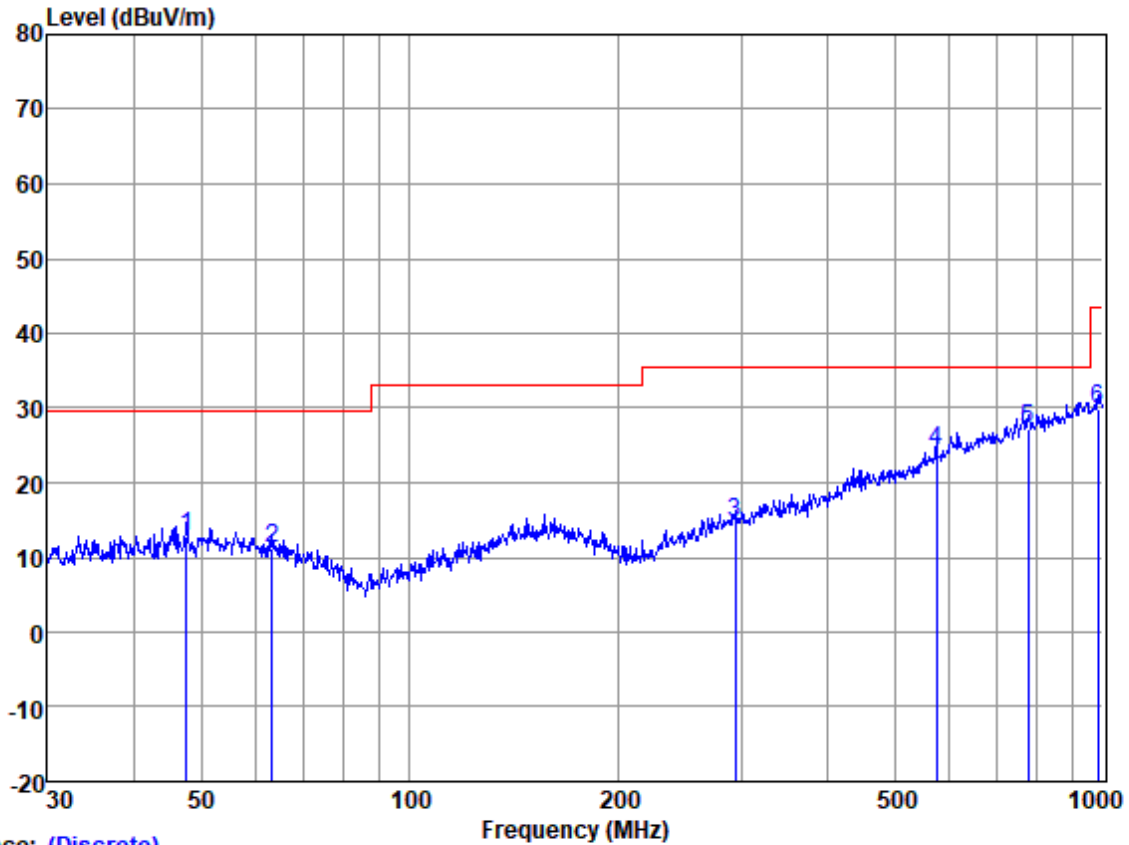
- a. For below 1GHz, the EUT was placed on the top of a rotating table 0.8 meters above the ground at a 3 or 10 meter semi-anechoic chamber. The table was rotated 360 degrees to determine the position of the highest radiation.
- b. The EUT was set 3 or 10 meters away from the interference-receiving antenna, which was mounted on the top of a variable-height antenna tower.
- c. The antenna height is varied from one meter to four meters above the ground to determine the maximum value of the field strength. Both horizontal and vertical polarizations of the antenna are set to make the measurement.
- d. For each suspected emission, the EUT was arranged to its worst case and then the antenna was tuned to heights from 1 meter to 4 meters (for the test frequency of below 30MHz, the antenna was tuned to heights 1 meter) and the rotatable table was turned from 0 degrees to 360 degrees to find the maximum reading.
- e. The test-receiver system was set to Peak Detect Function and Specified Bandwidth with Maximum Hold Mode.
- f. If the emission level of the EUT in peak mode was 10dB lower than the limit specified, then testing could be stopped and the peak values of the EUT would be reported. Otherwise the emissions that did not have 10dB margin would be re-tested one by one using peak, quasi-peak or average method as specified and then reported in a data sheet.
- g. Test the EUT in the lowest channel, the middle channel, the Highest channel.
- h. The radiation measurements are performed in X, Y, Z axis positioning for Transmitting mode, and found the X axis positioning which it is the worst case.
- i. Repeat above procedures until all frequencies measured was complete.

**Remark:**

- 1) Through pre-scan found the worst case is the lowest channel. Only the worst case is recorded in the report.
- 2) The field strength is calculated by adding the Antenna Factor, Cable Factor & Preamplifier. The basic equation with a sample calculation is as follows:  
 Final Test Level = Receiver Reading + Antenna Factor + Cable Factor - Preamplifier Factor
- 3) Scan from 9kHz to 1 GHz, the disturbance below 30MHz was very low. The points marked on above plots are the highest emissions could be found when testing, so only above points had been displayed. The amplitude of spurious emissions from the radiator which are attenuated more than 20dB below the limit need not be reported.



Test Mode: 10; Polarity: Horizontal; Modulation:GFSK; Channel:Low



Trace: (Discrete)

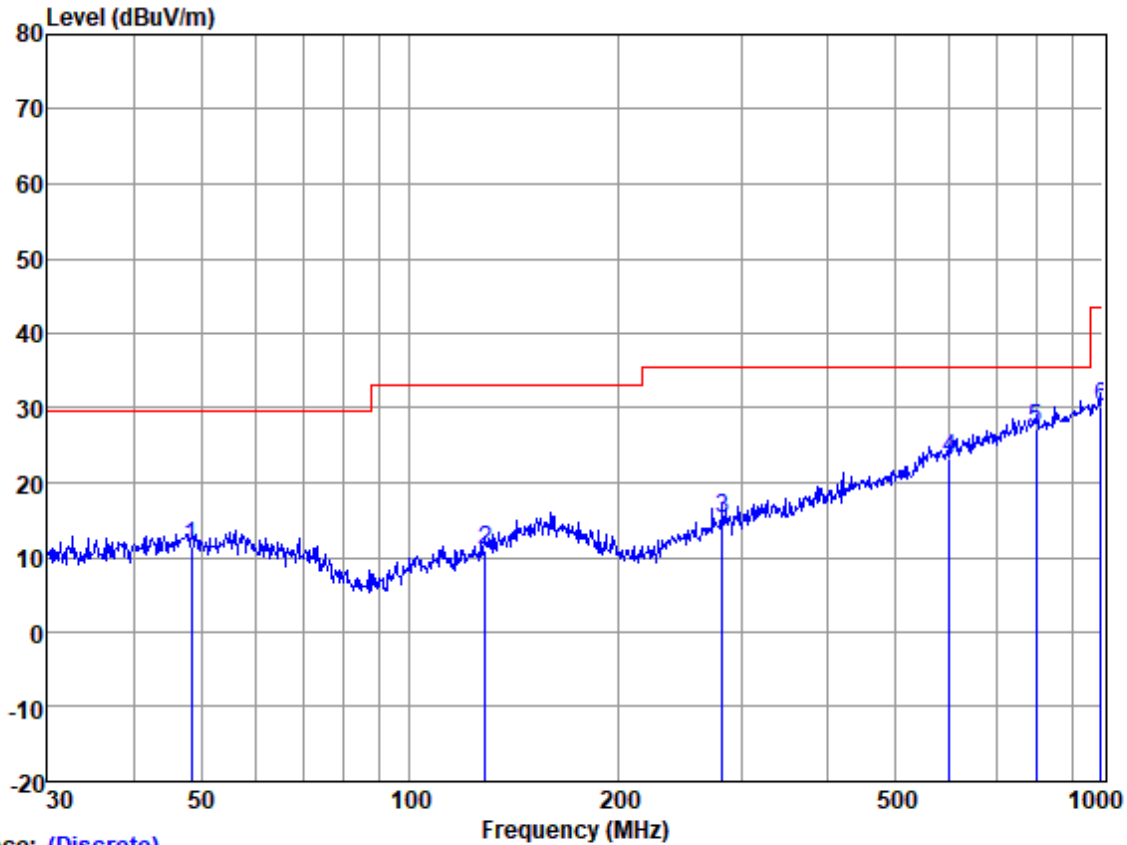
Site : SGS  
Job :  
Model :  
Power :  
Test Mode :

	Freq	Read Level	Antenna Factor	Cable Loss	Preamp Factor	Measured Level	Limit Line	Over Limit	Pol/Phase	Remark
	MHz	dBuV	dB/m	dB	dB	dBuV/m	dBuV/m	dBuV		
1	47.66	24.82	13.99	1.13	27.17	12.77	29.50	-16.73	HORIZONTAL	QP
2	63.31	24.11	12.97	1.31	27.15	11.24	29.50	-18.26	HORIZONTAL	QP
3	294.11	24.47	13.48	3.15	26.55	14.55	35.60	-21.05	HORIZONTAL	QP
4	574.63	28.41	19.05	4.98	28.17	24.27	35.60	-11.33	HORIZONTAL	QP
5	779.61	26.97	22.30	6.11	28.05	27.33	35.60	-8.27	HORIZONTAL	QP
6	982.62	26.16	24.13	7.31	27.68	29.92	43.50	-13.58	HORIZONTAL	QP



Unless otherwise agreed in writing, this document is issued by the Company subject to its General Conditions of Service printed overleaf, available on request or accessible at <http://www.sgs.com/en/Terms-and-Conditions.aspx> and, for electronic format documents, subject to Terms and Conditions for Electronic Documents at <http://www.sgs.com/en/terms-and-Conditions/Terms-e-Documents.aspx>. Attention is drawn to the limitation of liability, indemnification and jurisdiction issues defined therein. Any holder of this document is advised that information contained hereon reflects the Company's findings at the time of its intervention only and within the limits of Client's instructions, if any. The Company's sole responsibility is to its Client and this document does not exonerate parties to a transaction from exercising all their rights and obligations under the transaction documents. This document cannot be reproduced except in full, without prior written approval of the Company. Any unauthorized alteration, forgery or falsification of the content or appearance of this document is unlawful and offenders may be prosecuted to the fullest extent of the law. Unless otherwise stated the results shown in this test report refer only to the sample(s) tested and such sample(s) are retained for 30 days only.

Test Mode: 10; Polarity: Vertical; Modulation:GFSK; ; Channel:Low



Trace: (Discrete)

Site : SGS  
Job :  
Model :  
Power :  
Test Mode :

	Freq	Read Level	Antenna Factor	Cable Loss	Preamp Factor	Measured Level	Limit Line	Over Limit	Pol/Phase	Remark
	MHz	dBuV	dB/m	dB	dB	dBuV/m	dBuV/m	dBuV		
1	48.33	23.55	13.99	1.13	27.17	11.50	29.50	-18.00	VERTICAL	QP
2	128.56	24.17	11.87	1.94	27.00	10.98	33.10	-22.12	VERTICAL	QP
3	281.99	25.35	13.23	3.10	26.56	15.12	35.60	-20.48	VERTICAL	QP
4	599.32	26.41	19.90	5.14	28.21	23.24	35.60	-12.36	VERTICAL	QP
5	798.98	26.36	22.60	6.17	28.03	27.10	35.60	-8.50	VERTICAL	QP
6	993.01	26.14	24.23	7.37	27.67	30.07	43.50	-13.43	VERTICAL	QP



Unless otherwise agreed in writing, this document is issued by the Company subject to its General Conditions of Service printed overleaf, available on request or accessible at <http://www.sgs.com/en/Terms-and-Conditions.aspx> and, for electronic format documents, subject to Terms and Conditions for Electronic Documents at <http://www.sgs.com/en/terms-and-Conditions/Terms-e-Documents.aspx>. Attention is drawn to the limitation of liability, indemnification and jurisdiction issues defined therein. Any holder of this document is advised that information contained hereon reflects the Company's findings at the time of its intervention only and within the limits of Client's instructions, if any. The Company's sole responsibility is to its Client and this document does not exonerate parties to a transaction from exercising all their rights and obligations under the transaction documents. This document cannot be reproduced except in full, without prior written approval of the Company. Any unauthorized alteration, forgery or falsification of the content or appearance of this document is unlawful and offenders may be prosecuted to the fullest extent of the law. Unless otherwise stated the results shown in this test report refer only to the sample(s) tested and such sample(s) are retained for 30 days only.

The test was performed at a 10m test site. According to below formulate and the test data at 10m test distance,

$$L_3 / L_{10} = D_{10} / D_3$$

Note:

L<sub>3</sub>: Level @ 3m distance. Unit: uV/m;

L<sub>10</sub>: Level @ 10m distance. Unit: uV/m;

D<sub>3</sub>: 3m distance. Unit: m

D<sub>10</sub>: 10m distance. Unit: m

The level at 3m test distance is below:

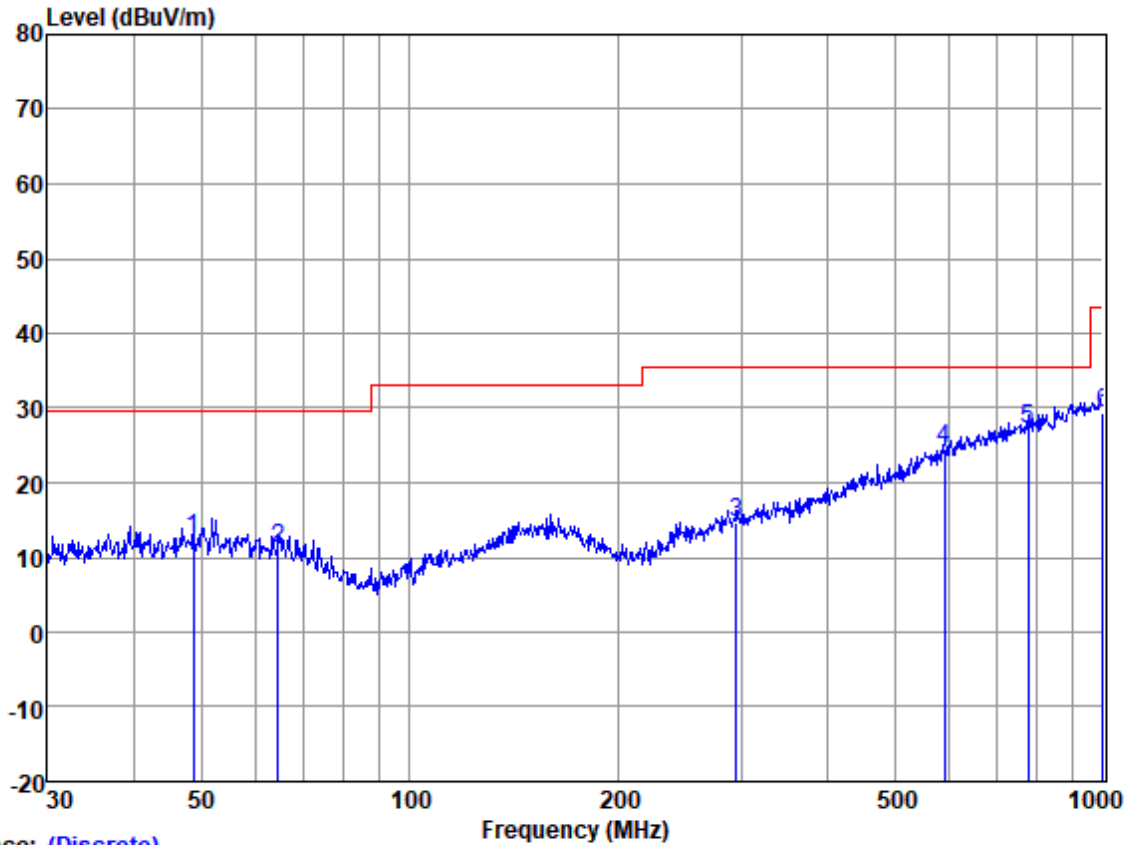
Frequency (MHz)	Level @ 10m (dBuV/m)	Level @ 10m (uV/m)	Level @ 3m (uV/m)	Level @ 3m (dBuV/m)	Limit @ 3m (dBuV/m)	Margin (dB)	Ant. Polarization
47.659	12.77	4.35	14.50	23.23	40.00	-16.77	H
63.313	11.24	3.65	12.16	21.70	40.00	-18.30	H
294.114	14.55	5.34	17.80	25.01	46.00	-20.99	H
574.626	24.27	16.35	54.50	34.73	46.00	-11.27	H
779.607	27.33	23.25	77.51	37.79	46.00	-8.21	H
982.62	29.92	31.33	104.44	40.38	54.00	-13.62	H
48.332	11.5	3.76	12.53	21.96	40.00	-18.04	V
128.563	10.98	3.54	11.80	21.44	43.50	-22.06	V
281.995	15.12	5.70	19.01	25.58	46.00	-20.42	V
599.321	23.24	14.52	48.40	33.70	46.00	-12.30	V
798.98	27.1	22.65	75.49	37.56	46.00	-8.44	V
993.011	30.07	31.88	106.26	40.53	54.00	-13.47	V



Unless otherwise agreed in writing, this document is issued by the Company subject to its General Conditions of Service printed overleaf, available on request or accessible at <http://www.sgs.com/en/Terms-and-Conditions.aspx> and, for electronic format documents, subject to Terms and Conditions for Electronic Documents at <http://www.sgs.com/en/terms-and-Conditions/Terms-e-Documents.aspx>. Attention is drawn to the limitation of liability, indemnification and jurisdiction issues defined therein. Any holder of this document is advised that information contained hereon reflects the Company's findings at the time of its intervention only and within the limits of Client's instructions, if any. The Company's sole responsibility is to its Client and this document does not exonerate parties to a transaction from exercising all their rights and obligations under the transaction documents. This document cannot be reproduced except in full, without prior written approval of the Company. Any unauthorized alteration, forgery or falsification of the content or appearance of this document is unlawful and offenders may be prosecuted to the fullest extent of the law. Unless otherwise stated the results shown in this test report refer only to the sample(s) tested and such sample(s) are retained for 30 days only.

Attention: To check the authenticity of testing /inspection report & certificate, please contact us at telephone: (86-755) 8307 1443, or email: [CN.Doccheck@sgs.com](mailto:CN.Doccheck@sgs.com)

Test Mode: 11; Polarity: Horizontal; Modulation:GFSK; Channel:Low



Trace: (Discrete)

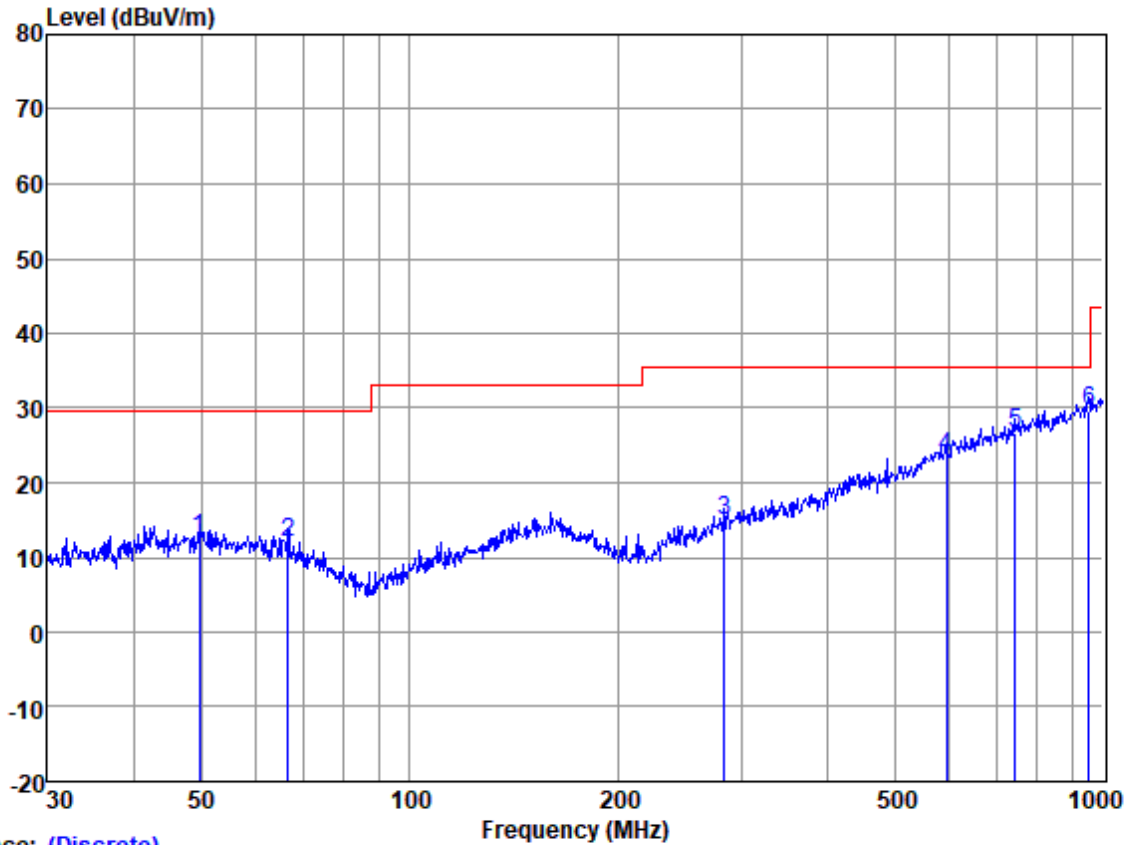
Site : SGS  
Job :  
Model :  
Power :  
Test Mode :

	Freq	Read Level	Antenna Factor	Cable Loss	Preamp Factor	Measured Level	Limit Line	Over Limit	Pol/Phase	Remark
	MHz	dBuV	dB/m	dB	dB	dBuV/m	dBuV/m	dBuV		
1	48.67	24.58	13.97	1.14	27.17	12.52	29.50	-16.98	HORIZONTAL	QP
2	64.43	24.27	12.83	1.34	27.15	11.29	29.50	-18.21	HORIZONTAL	QP
3	295.15	24.45	13.50	3.15	26.55	14.55	35.60	-21.05	HORIZONTAL	QP
4	590.97	28.03	19.50	5.10	28.20	24.43	35.60	-11.17	HORIZONTAL	QP
5	779.61	26.75	22.30	6.11	28.05	27.11	35.60	-8.49	HORIZONTAL	QP
6	1000.00	25.37	24.30	7.43	27.66	29.44	43.50	-14.06	HORIZONTAL	QP



Unless otherwise agreed in writing, this document is issued by the Company subject to its General Conditions of Service printed overleaf, available on request or accessible at <http://www.sgs.com/en/Terms-and-Conditions.aspx> and, for electronic format documents, subject to Terms and Conditions for Electronic Documents at <http://www.sgs.com/en/terms-and-Conditions/Terms-e-Documents.aspx>. Attention is drawn to the limitation of liability, indemnification and jurisdiction issues defined therein. Any holder of this document is advised that information contained hereon reflects the Company's findings at the time of its intervention only and within the limits of Client's instructions, if any. The Company's sole responsibility is to its Client and this document does not exonerate parties to a transaction from exercising all their rights and obligations under the transaction documents. This document cannot be reproduced except in full, without prior written approval of the Company. Any unauthorized alteration, forgery or falsification of the content or appearance of this document is unlawful and offenders may be prosecuted to the fullest extent of the law. Unless otherwise stated the results shown in this test report refer only to the sample(s) tested and such sample(s) are retained for 30 days only.

Test Mode: 11; Polarity: Vertical; Modulation:GFSK; ; Channel:Low



Trace: (Discrete)

Site : SGS  
Job :  
Model :  
Power :  
Test Mode :

	Freq	Read Level	Antenna Factor	Cable Loss	Preamp Factor	Measured Level	Limit Line	Over Limit	Pol/Phase	Remark
	MHz	dBuV	dB/m	dB	dB	dBuV/m	dBuV/m	dBuV		
1	49.71	24.66	13.91	1.14	27.17	12.54	29.50	-16.96	VERTICAL	QP
2	66.73	25.41	12.46	1.37	27.14	12.10	29.50	-17.40	VERTICAL	QP
3	283.98	24.98	13.28	3.11	26.56	14.81	35.60	-20.79	VERTICAL	QP
4	593.05	26.88	19.60	5.10	28.20	23.38	35.60	-12.22	VERTICAL	QP
5	747.48	26.72	22.15	5.97	28.10	26.74	35.60	-8.86	VERTICAL	QP
6	952.09	26.29	23.90	7.18	27.74	29.63	35.60	-5.97	VERTICAL	QP



Unless otherwise agreed in writing, this document is issued by the Company subject to its General Conditions of Service printed overleaf, available on request or accessible at <http://www.sgs.com/en/Terms-and-Conditions.aspx> and, for electronic format documents, subject to Terms and Conditions for Electronic Documents at <http://www.sgs.com/en/terms-and-Conditions/Terms-e-Documents.aspx>. Attention is drawn to the limitation of liability, indemnification and jurisdiction issues defined therein. Any holder of this document is advised that information contained hereon reflects the Company's findings at the time of its intervention only and within the limits of Client's instructions, if any. The Company's sole responsibility is to its Client and this document does not exonerate parties to a transaction from exercising all their rights and obligations under the transaction documents. This document cannot be reproduced except in full, without prior written approval of the Company. Any unauthorized alteration, forgery or falsification of the content or appearance of this document is unlawful and offenders may be prosecuted to the fullest extent of the law. Unless otherwise stated the results shown in this test report refer only to the sample(s) tested and such sample(s) are retained for 30 days only.

The test was performed at a 10m test site. According to below formulate and the test data at 10m test distance,

$$L_3 / L_{10} = D_{10} / D_3$$

Note:

L<sub>3</sub>: Level @ 3m distance. Unit: uV/m;

L<sub>10</sub>: Level @ 10m distance. Unit: uV/m;

D<sub>3</sub>: 3m distance. Unit: m

D<sub>10</sub>: 10m distance. Unit: m

The level at 3m test distance is below:

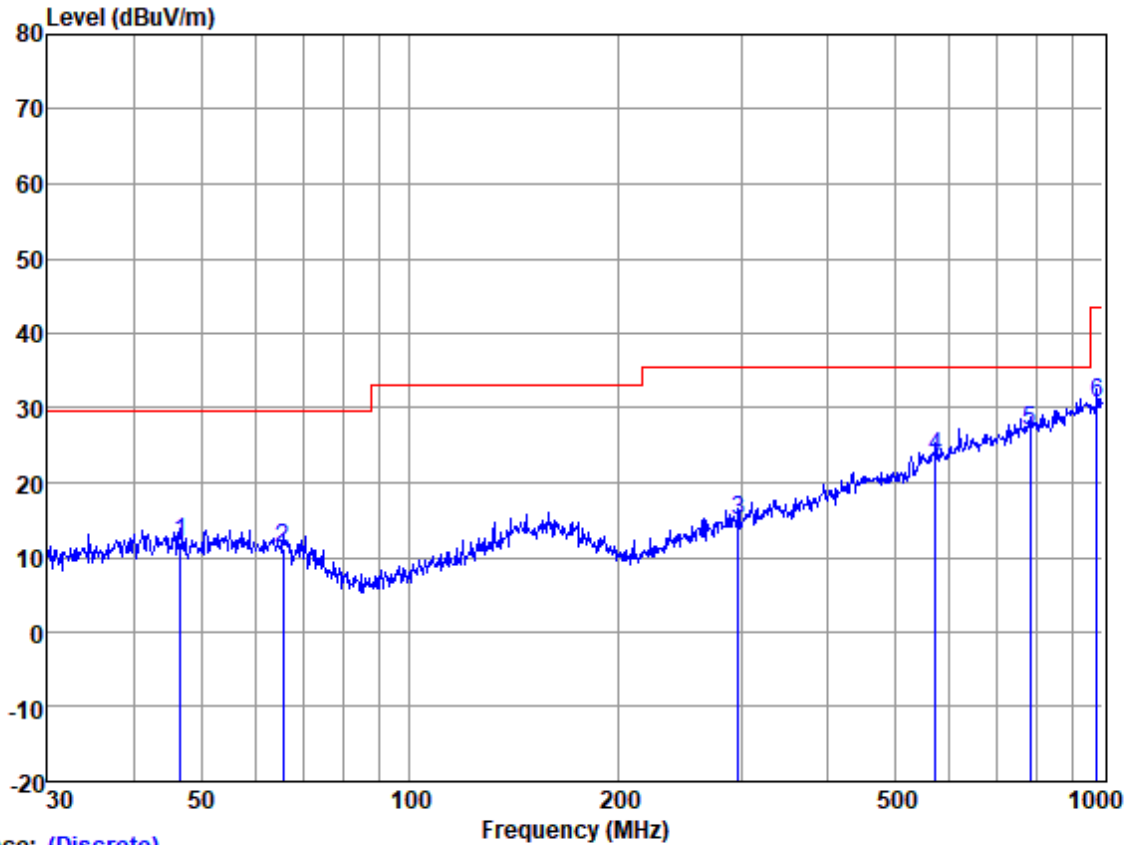
Frequency (MHz)	Level @ 10m (dBuV/m)	Level @ 10m (uV/m)	Level @ 3m (uV/m)	Level @ 3m (dBuV/m)	Limit @ 3m (dBuV/m)	Margin (dB)	Ant. Polarization
48.672	12.52	4.23	14.09	22.98	40.00	-17.02	H
64.433	11.29	3.67	12.23	21.75	40.00	-18.25	H
295.147	14.55	5.34	17.80	25.01	46.00	-20.99	H
590.974	24.43	16.65	55.51	34.89	46.00	-11.11	H
779.607	27.11	22.67	75.58	37.57	46.00	-8.43	H
1000	29.44	29.65	98.83	39.90	54.00	-14.10	H
49.707	12.54	4.24	14.12	23.00	40.00	-17.00	V
66.733	12.1	4.03	13.42	22.56	40.00	-17.44	V
283.979	14.81	5.50	18.34	25.27	46.00	-20.73	V
593.05	23.38	14.76	49.19	33.84	46.00	-12.16	V
747.483	26.74	21.73	72.42	37.20	46.00	-8.80	V
952.094	29.63	30.30	101.01	40.09	46.00	-5.91	V



Unless otherwise agreed in writing, this document is issued by the Company subject to its General Conditions of Service printed overleaf, available on request or accessible at <http://www.sgs.com/en/Terms-and-Conditions.aspx> and, for electronic format documents, subject to Terms and Conditions for Electronic Documents at <http://www.sgs.com/en/terms-and-Conditions/Terms-e-Documents.aspx>. Attention is drawn to the limitation of liability, indemnification and jurisdiction issues defined therein. Any holder of this document is advised that information contained hereon reflects the Company's findings at the time of its intervention only and within the limits of Client's instructions, if any. The Company's sole responsibility is to its Client and this document does not exonerate parties to a transaction from exercising all their rights and obligations under the transaction documents. This document cannot be reproduced except in full, without prior written approval of the Company. Any unauthorized alteration, forgery or falsification of the content or appearance of this document is unlawful and offenders may be prosecuted to the fullest extent of the law. Unless otherwise stated the results shown in this test report refer only to the sample(s) tested and such sample(s) are retained for 30 days only.

Attention: To check the authenticity of testing /inspection report & certificate, please contact us at telephone: (86-755) 8307 1443, or email: CN.Doccheck@sgs.com

Test Mode: 12; Polarity: Horizontal; Modulation:GFSK; Channel:Low



Trace: (Discrete)

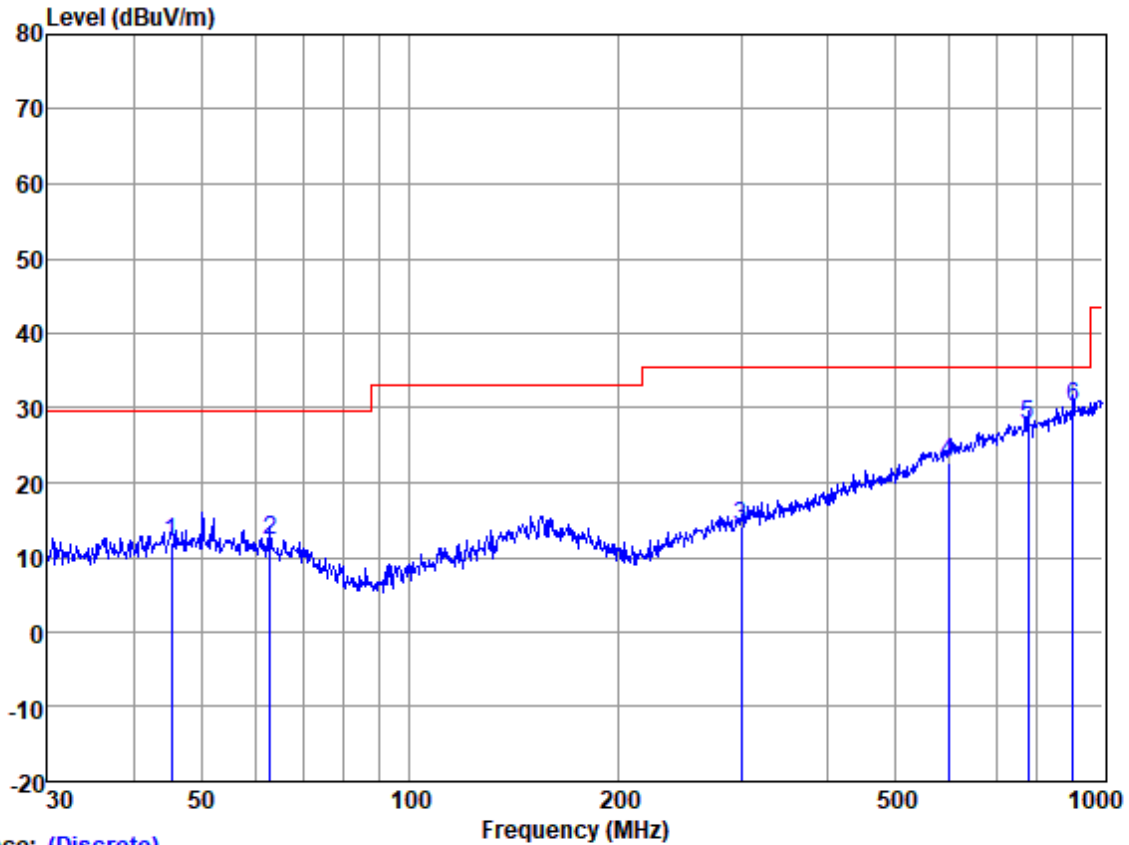
Site : SGS  
Job :  
Model :  
Power :  
Test Mode :

	Freq	Read Level	Antenna Factor	Cable Loss	Preamp Factor	Measured Level	Limit Line	Over Limit	Pol/Phase	Remark
	MHz	dBuV	dB/m	dB	dB	dBuV/m	dBuV/m	dBuV		
1	46.67	24.05	13.93	1.13	27.17	11.94	29.50	-17.56	HORIZONTAL	QP
2	65.57	24.26	12.65	1.35	27.15	11.11	29.50	-18.39	HORIZONTAL	QP
3	297.22	24.65	13.55	3.16	26.55	14.81	35.60	-20.79	HORIZONTAL	QP
4	572.61	27.71	18.97	4.98	28.17	23.49	35.60	-12.11	HORIZONTAL	QP
5	785.09	26.43	22.40	6.11	28.04	26.90	35.60	-8.70	HORIZONTAL	QP
6	979.18	26.85	24.10	7.31	27.69	30.57	43.50	-12.93	HORIZONTAL	QP



Unless otherwise agreed in writing, this document is issued by the Company subject to its General Conditions of Service printed overleaf, available on request or accessible at <http://www.sgs.com/en/Terms-and-Conditions.aspx> and, for electronic format documents, subject to Terms and Conditions for Electronic Documents at <http://www.sgs.com/en/terms-and-Conditions/Terms-e-Documents.aspx>. Attention is drawn to the limitation of liability, indemnification and jurisdiction issues defined therein. Any holder of this document is advised that information contained hereon reflects the Company's findings at the time of its intervention only and within the limits of Client's instructions, if any. The Company's sole responsibility is to its Client and this document does not exonerate parties to a transaction from exercising all their rights and obligations under the transaction documents. This document cannot be reproduced except in full, without prior written approval of the Company. Any unauthorized alteration, forgery or falsification of the content or appearance of this document is unlawful and offenders may be prosecuted to the fullest extent of the law. Unless otherwise stated the results shown in this test report refer only to the sample(s) tested and such sample(s) are retained for 30 days only.

Test Mode: 12; Polarity: Vertical; Modulation:GFSK; ; Channel:Low



Trace: (Discrete)

Site : SGS  
Job :  
Model :  
Power :  
Test Mode :

	Freq	Read Level	Antenna Factor	Cable Loss	Preamp Factor	Measured Level	Limit Line	Over Limit	Pol/Phase	Remark
	MHz	dBuV	dB/m	dB	dB	dBuV/m	dBuV/m	dBuV		
1	45.22	24.31	13.86	1.12	27.17	12.12	29.50	-17.38	VERTICAL	QP
2	62.87	25.21	13.02	1.31	27.15	12.39	29.50	-17.11	VERTICAL	QP
3	300.37	23.82	13.60	3.16	26.56	14.02	35.60	-21.58	VERTICAL	QP
4	597.22	25.97	19.80	5.14	28.21	22.70	35.60	-12.90	VERTICAL	QP
5	779.61	27.40	22.30	6.11	28.05	27.76	35.60	-7.84	VERTICAL	QP
6	903.31	27.62	23.33	6.92	27.84	30.03	35.60	-5.57	VERTICAL	QP



Unless otherwise agreed in writing, this document is issued by the Company subject to its General Conditions of Service printed overleaf, available on request or accessible at <http://www.sgs.com/en/Terms-and-Conditions.aspx> and, for electronic format documents, subject to Terms and Conditions for Electronic Documents at <http://www.sgs.com/en/terms-and-Conditions/Terms-e-Documents.aspx>. Attention is drawn to the limitation of liability, indemnification and jurisdiction issues defined therein. Any holder of this document is advised that information contained hereon reflects the Company's findings at the time of its intervention only and within the limits of Client's instructions, if any. The Company's sole responsibility is to its Client and this document does not exonerate parties to a transaction from exercising all their rights and obligations under the transaction documents. This document cannot be reproduced except in full, without prior written approval of the Company. Any unauthorized alteration, forgery or falsification of the content or appearance of this document is unlawful and offenders may be prosecuted to the fullest extent of the law. Unless otherwise stated the results shown in this test report refer only to the sample(s) tested and such sample(s) are retained for 30 days only.

The test was performed at a 10m test site. According to below formulate and the test data at 10m test distance,

$$L_3 / L_{10} = D_{10} / D_3$$

Note:

L<sub>3</sub>: Level @ 3m distance. Unit: uV/m;

L<sub>10</sub>: Level @ 10m distance. Unit: uV/m;

D<sub>3</sub>: 3m distance. Unit: m

D<sub>10</sub>: 10m distance. Unit: m

The level at 3m test distance is below:

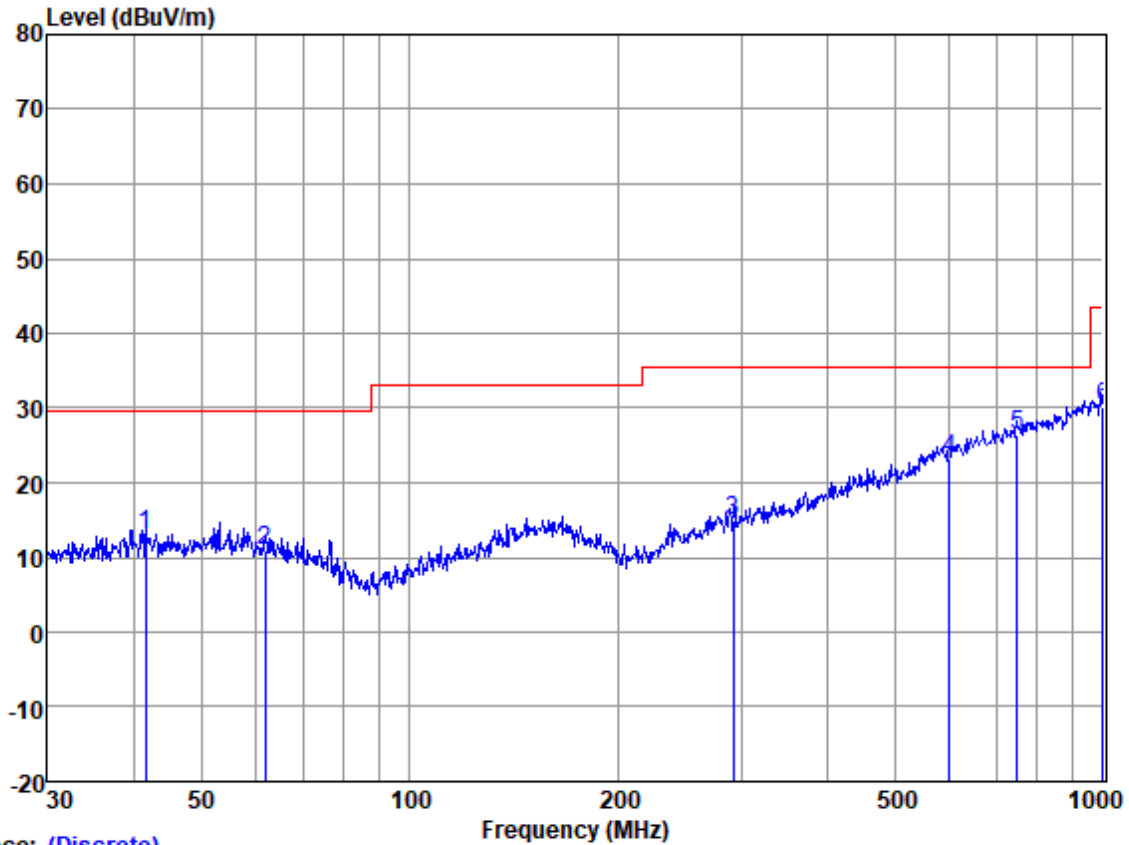
Frequency (MHz)	Level @ 10m (dBuV/m)	Level @ 10m (uV/m)	Level @ 3m (uV/m)	Level @ 3m (dBuV/m)	Limit @ 3m (dBuV/m)	Margin (dB)	Ant. Polarization
46.666	11.94	3.95	13.18	22.40	40.00	-17.60	H
65.573	11.11	3.59	11.98	21.57	40.00	-18.43	H
297.224	14.81	5.50	18.34	25.27	46.00	-20.73	H
572.614	23.49	14.95	49.82	33.95	46.00	-12.05	H
785.093	26.9	22.13	73.77	37.36	46.00	-8.64	H
979.18	30.57	33.77	112.56	41.03	54.00	-12.97	H
45.217	12.12	4.04	13.45	22.58	40.00	-17.42	V
62.871	12.39	4.16	13.88	22.85	40.00	-17.15	V
300.367	14.02	5.02	16.74	24.48	46.00	-21.52	V
597.223	22.7	13.65	45.49	33.16	46.00	-12.84	V
779.607	27.76	24.43	81.45	38.22	46.00	-7.78	V
903.309	30.03	31.73	105.77	40.49	46.00	-5.51	V



Unless otherwise agreed in writing, this document is issued by the Company subject to its General Conditions of Service printed overleaf, available on request or accessible at <http://www.sgs.com/en/Terms-and-Conditions.aspx> and, for electronic format documents, subject to Terms and Conditions for Electronic Documents at <http://www.sgs.com/en/terms-and-Conditions/Terms-e-Documents.aspx>. Attention is drawn to the limitation of liability, indemnification and jurisdiction issues defined therein. Any holder of this document is advised that information contained hereon reflects the Company's findings at the time of its intervention only and within the limits of Client's instructions, if any. The Company's sole responsibility is to its Client and this document does not exonerate parties to a transaction from exercising all their rights and obligations under the transaction documents. This document cannot be reproduced except in full, without prior written approval of the Company. Any unauthorized alteration, forgery or falsification of the content or appearance of this document is unlawful and offenders may be prosecuted to the fullest extent of the law. Unless otherwise stated the results shown in this test report refer only to the sample(s) tested and such sample(s) are retained for 30 days only.

Attention: To check the authenticity of testing /inspection report & certificate, please contact us at telephone: (86-755) 8307 1443, or email: [CN.Doccheck@sgs.com](mailto:CN.Doccheck@sgs.com)

Test Mode: 13; Polarity: Horizontal; Modulation:GFSK; Channel:Low



Trace: (Discrete)

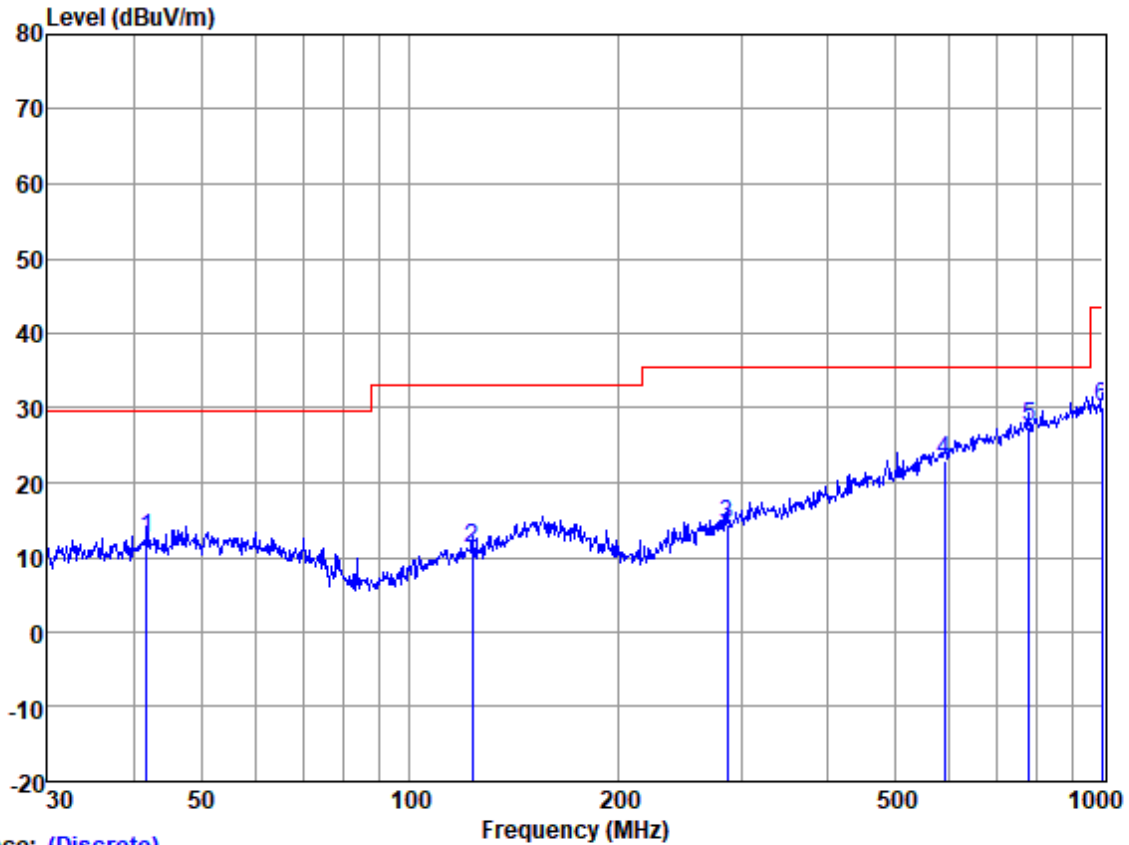
Site : SGS  
Job :  
Model :  
Power :  
Test Mode :

	Freq	Read Level	Antenna Factor	Cable Loss	Preamp Factor	Measured Level	Limit Line	Over Limit	Pol/Phase	Remark
	MHz	dBuV	dB/m	dB	dB	dBuV/m	dBuV/m	dBuV		
1	41.57	25.44	13.66	1.11	27.17	13.04	29.50	-16.46	HORIZONTAL	QP
2	61.78	23.74	13.13	1.28	27.15	11.00	29.50	-18.50	HORIZONTAL	QP
3	293.08	25.01	13.45	3.14	26.56	15.04	35.60	-20.56	HORIZONTAL	QP
4	599.32	26.27	19.90	5.14	28.21	23.10	35.60	-12.50	HORIZONTAL	QP
5	750.11	26.25	22.20	5.97	28.10	26.32	35.60	-9.28	HORIZONTAL	QP
6	1000.00	26.10	24.30	7.43	27.66	30.17	43.50	-13.33	HORIZONTAL	QP



Unless otherwise agreed in writing, this document is issued by the Company subject to its General Conditions of Service printed overleaf, available on request or accessible at <http://www.sgs.com/en/Terms-and-Conditions.aspx> and, for electronic format documents, subject to Terms and Conditions for Electronic Documents at <http://www.sgs.com/en/terms-and-Conditions/Terms-e-Documents.aspx>. Attention is drawn to the limitation of liability, indemnification and jurisdiction issues defined therein. Any holder of this document is advised that information contained hereon reflects the Company's findings at the time of its intervention only and within the limits of Client's instructions, if any. The Company's sole responsibility is to its Client and this document does not exonerate parties to a transaction from exercising all their rights and obligations under the transaction documents. This document cannot be reproduced except in full, without prior written approval of the Company. Any unauthorized alteration, forgery or falsification of the content or appearance of this document is unlawful and offenders may be prosecuted to the fullest extent of the law. Unless otherwise stated the results shown in this test report refer only to the sample(s) tested and such sample(s) are retained for 30 days only.

Test Mode: 13; Polarity: Vertical; Modulation:GFSK; ; Channel:Low



Trace: (Discrete)

Site : SGS  
Job :  
Model :  
Power :  
Test Mode :

	Freq	Read Level	Antenna Factor	Cable Loss	Preamp Factor	Measured Level	Limit Line	Over Limit	Pol/Phase	Remark
	MHz	dBuV	dB/m	dB	dB	dBuV/m	dBuV/m	dBuV		
1	41.71	24.79	13.68	1.11	27.17	12.41	29.50	-17.09	VERTICAL	QP
2	122.83	24.96	11.25	1.90	27.02	11.09	33.10	-22.01	VERTICAL	QP
3	286.98	24.51	13.35	3.12	26.56	14.42	35.60	-21.18	VERTICAL	QP
4	590.97	26.42	19.50	5.10	28.20	22.82	35.60	-12.78	VERTICAL	QP
5	782.35	27.12	22.35	6.11	28.05	27.53	35.60	-8.07	VERTICAL	QP
6	996.50	26.02	24.27	7.43	27.66	30.06	43.50	-13.44	VERTICAL	QP



Unless otherwise agreed in writing, this document is issued by the Company subject to its General Conditions of Service printed overleaf, available on request or accessible at <http://www.sgs.com/en/Terms-and-Conditions.aspx> and, for electronic format documents, subject to Terms and Conditions for Electronic Documents at <http://www.sgs.com/en/terms-and-Conditions/Terms-e-Documents.aspx>. Attention is drawn to the limitation of liability, indemnification and jurisdiction issues defined therein. Any holder of this document is advised that information contained hereon reflects the Company's findings at the time of its intervention only and within the limits of Client's instructions, if any. The Company's sole responsibility is to its Client and this document does not exonerate parties to a transaction from exercising all their rights and obligations under the transaction documents. This document cannot be reproduced except in full, without prior written approval of the Company. Any unauthorized alteration, forgery or falsification of the content or appearance of this document is unlawful and offenders may be prosecuted to the fullest extent of the law. Unless otherwise stated the results shown in this test report refer only to the sample(s) tested and such sample(s) are retained for 30 days only.

The test was performed at a 10m test site. According to below formulate and the test data at 10m test distance,

$$L_3 / L_{10} = D_{10} / D_3$$

Note:

L<sub>3</sub>: Level @ 3m distance. Unit: uV/m;

L<sub>10</sub>: Level @ 10m distance. Unit: uV/m;

D<sub>3</sub>: 3m distance. Unit: m

D<sub>10</sub>: 10m distance. Unit: m

The level at 3m test distance is below:

Frequency (MHz)	Level @ 10m (dBuV/m)	Level @ 10m (uV/m)	Level @ 3m (uV/m)	Level @ 3m (dBuV/m)	Limit @ 3m (dBuV/m)	Margin (dB)	Ant. Polarization
41.567	13.04	4.49	14.96	23.50	40.00	-16.50	H
61.778	11	3.55	11.83	21.46	40.00	-18.54	H
293.084	15.04	5.65	18.83	25.50	46.00	-20.50	H
599.321	23.1	14.29	47.63	33.56	46.00	-12.44	H
750.108	26.32	20.70	69.00	36.78	46.00	-9.22	H
1000	30.17	32.25	107.49	40.63	54.00	-13.37	H
41.713	12.41	4.17	13.91	22.87	40.00	-17.13	V
122.834	11.09	3.59	11.95	21.55	43.50	-21.95	V
286.982	14.42	5.26	17.53	24.88	46.00	-21.12	V
590.974	22.82	13.84	46.12	33.28	46.00	-12.72	V
782.345	27.53	23.80	79.32	37.99	46.00	-8.01	V
996.5	30.06	31.84	106.14	40.52	54.00	-13.48	V



Unless otherwise agreed in writing, this document is issued by the Company subject to its General Conditions of Service printed overleaf, available on request or accessible at <http://www.sgs.com/en/Terms-and-Conditions.aspx> and, for electronic format documents, subject to Terms and Conditions for Electronic Documents at <http://www.sgs.com/en/terms-and-Conditions/Terms-e-Documents.aspx>. Attention is drawn to the limitation of liability, indemnification and jurisdiction issues defined therein. Any holder of this document is advised that information contained hereon reflects the Company's findings at the time of its intervention only and within the limits of Client's instructions, if any. The Company's sole responsibility is to its Client and this document does not exonerate parties to a transaction from exercising all their rights and obligations under the transaction documents. This document cannot be reproduced except in full, without prior written approval of the Company. Any unauthorized alteration, forgery or falsification of the content or appearance of this document is unlawful and offenders may be prosecuted to the fullest extent of the law. Unless otherwise stated the results shown in this test report refer only to the sample(s) tested and such sample(s) are retained for 30 days only.

Attention: To check the authenticity of testing /inspection report & certificate, please contact us at telephone: (86-755) 8307 1443, or email: [CN.Doccheck@sgs.com](mailto:CN.Doccheck@sgs.com)

**7.10 Radiated Spurious Emissions (Above 1GHz)**

Test Requirement 47 CFR Part 15, Subpart C 15.205 & 15.209  
 Test Method: ANSI C63.10 (2013) Section 6.4,6.5,6.6  
 Measurement Distance: 3m  
 Limit:

Frequency(MHz)	Field strength(microvolts/meter)	Measurement distance(meters)
0.009-0.490	2400/F(kHz)	300
0.490-1.705	24000/F(kHz)	30
1.705-30.0	30	30
30-88	100	3
88-216	150	3
216-960	200	3
Above 960	500	3

Remark: The emission limits shown in the above table are based on measurements employing a CISPR quasi-peak detector except for the frequency bands 9-90kHz, 110-490kHz and above 1000 MHz. Radiated emission limits in these three bands are based on measurements employing an average detector, the peak field strength of any emission shall not exceed the maximum permitted average limits specified above by more than 20 dB under any condition of modulation.

**7.10.1 E.U.T. Operation**

Operating Environment:  
 Temperature: 24.8 °C Humidity: 48.9 % RH Atmospheric Pressure: 1020 mbar

**7.10.2 Test Mode Description**

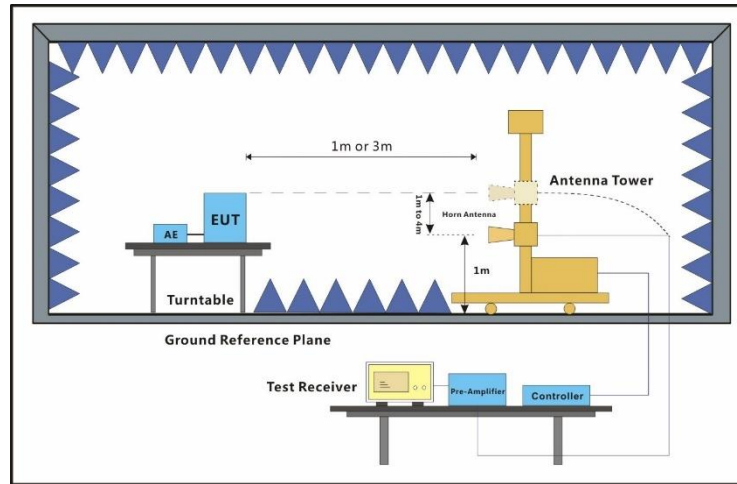
Pre-scan / Final test	Mode Code	Description
Final test	10	TX mode(Left earbud 1M/bit of BLE)_Keep the EUT in continuously transmitting mode with GFSK modulation.
Final test	11	TX mode(Right earbud 1M/bit of BLE)_Keep the EUT in continuously transmitting mode with GFSK modulation.
Final test	12	TX mode(Left earbud 2M/bit of BLE)_Keep the EUT in continuously transmitting mode with GFSK modulation.
Final test	13	TX mode(Right earbud 2M/bit of BLE)_Keep the EUT in continuously transmitting mode with GFSK modulation.
Pre-scan	14	TX mode(Left earbud 1M/bit of BLE)+charging_Keep the EUT in continuously transmitting mode with GFSK modulation and being charged.
Pre-scan	15	TX mode(Right earbud 1M/bit of BLE)+charging_Keep the EUT in continuously transmitting mode with GFSK modulation and being charged.
Pre-scan	16	TX mode(Left earbud 2M/bit of BLE)+charging_Keep the EUT in continuously transmitting mode with GFSK modulation and being charged.
Pre-scan	17	TX mode(Right earbud 2M/bit of BLE)+charging_Keep the EUT in continuously transmitting mode with GFSK modulation and being charged.



Unless otherwise agreed in writing, this document is issued by the Company subject to its General Conditions of Service printed overleaf, available on request or accessible at <http://www.sgs.com/en/Terms-and-Conditions.aspx> and, for electronic format documents, subject to Terms and Conditions for Electronic Documents at <http://www.sgs.com/en/terms-and-Conditions/Terms-e-Document.aspx>. Attention is drawn to the limitation of liability, indemnification and jurisdiction issues defined therein. Any holder of this document is advised that information contained herein reflects the Company's findings at the time of its intervention only and within the limits of Client's instructions, if any. The Company's sole responsibility is to its Client and this document does not exonerate parties to a transaction from exercising all their rights and obligations under the transaction documents. This document cannot be reproduced except in full, without prior written approval of the Company. Any unauthorized alteration, forgery or falsification of the content or appearance of this document is unlawful and offenders may be prosecuted to the fullest extent of the law. Unless otherwise stated the results shown in this test report refer only to the sample(s) tested and such sample(s) are retained for 30 days only.

Attention: To check the authenticity of testing /inspection report & certificate, please contact us at telephone: (86-755) 8307 1443, or email: CN.Doccheck@sgs.com  
 No.198 Kezhu Road, Sciotech Park, Guangzhou Economic & Technology Development District, Guangzhou, China 510663 t (86-20) 82155555 f (86-20) 82075058 www.sgs.com.cn  
 中国·广州·经济技术开发区科学城科珠路198号 邮编: 510663 t (86-20) 82155555 f (86-20) 82075058 sgs.china@sgs.com

### 7.10.3 Test Setup Diagram



Unless otherwise agreed in writing, this document is issued by the Company subject to its General Conditions of Service printed overleaf, available on request or accessible at <http://www.sgs.com/en/Terms-and-Conditions.aspx> and, for electronic format documents, subject to Terms and Conditions for Electronic Documents at <http://www.sgs.com/en/terms-and-Conditions/Terms-e-Documents.aspx>. Attention is drawn to the limitation of liability, indemnification and jurisdiction issues defined therein. Any holder of this document is advised that information contained hereon reflects the Company's findings at the time of its intervention only and within the limits of Client's instructions, if any. The Company's sole responsibility is to its Client and this document does not exonerate parties to a transaction from exercising all their rights and obligations under the transaction documents. This document cannot be reproduced except in full, without prior written approval of the Company. Any unauthorized alteration, forgery or falsification of the content or appearance of this document is unlawful and offenders may be prosecuted to the fullest extent of the law. Unless otherwise stated the results shown in this test report refer only to the sample(s) tested and such sample(s) are retained for 30 days only.

Attention: To check the authenticity of testing /inspection report & certificate, please contact us at telephone: (86-755) 8307 1443, or email: [CN.Doccheck@sgs.com](mailto:CN.Doccheck@sgs.com)

**7.10.4 Measurement Procedure and Data**

- a. For above 1GHz, the EUT was placed on the top of a rotating table 1.5 meters above the ground at a 3 meter fully-anechoic chamber. The table was rotated 360 degrees to determine the position of the highest radiation.
- b. The EUT was set 3 meters away from the interference-receiving antenna, which was mounted on the top of a variable-height antenna tower.
- c. The antenna height is varied from one meter to four meters above the ground to determine the maximum value of the field strength. Both horizontal and vertical polarizations of the antenna are set to make the measurement.
- d. For each suspected emission, the EUT was arranged to its worst case and then the antenna was tuned to heights from 1 meter to 4 meters and the rotatable table was turned from 0 degrees to 360 degrees to find the maximum reading.
- e. The test-receiver system was set to Peak Detect Function and Specified Bandwidth with Maximum Hold Mode.
- f. If the emission level of the EUT in peak mode was 10dB lower than the limit specified, then testing could be stopped and the peak values of the EUT would be reported. Otherwise the emissions that did not have 10dB margin would be re-tested one by one using peak, quasi-peak or average method as specified and then reported in a data sheet.
- g. Test the EUT in the lowest channel, the middle channel, the Highest channel.
- h. The radiation measurements are performed in X, Y, Z axis positioning for Transmitting mode, and found the X axis positioning which it is the worst case.
- i. Repeat above procedures until all frequencies measured was complete.

**Remark:**

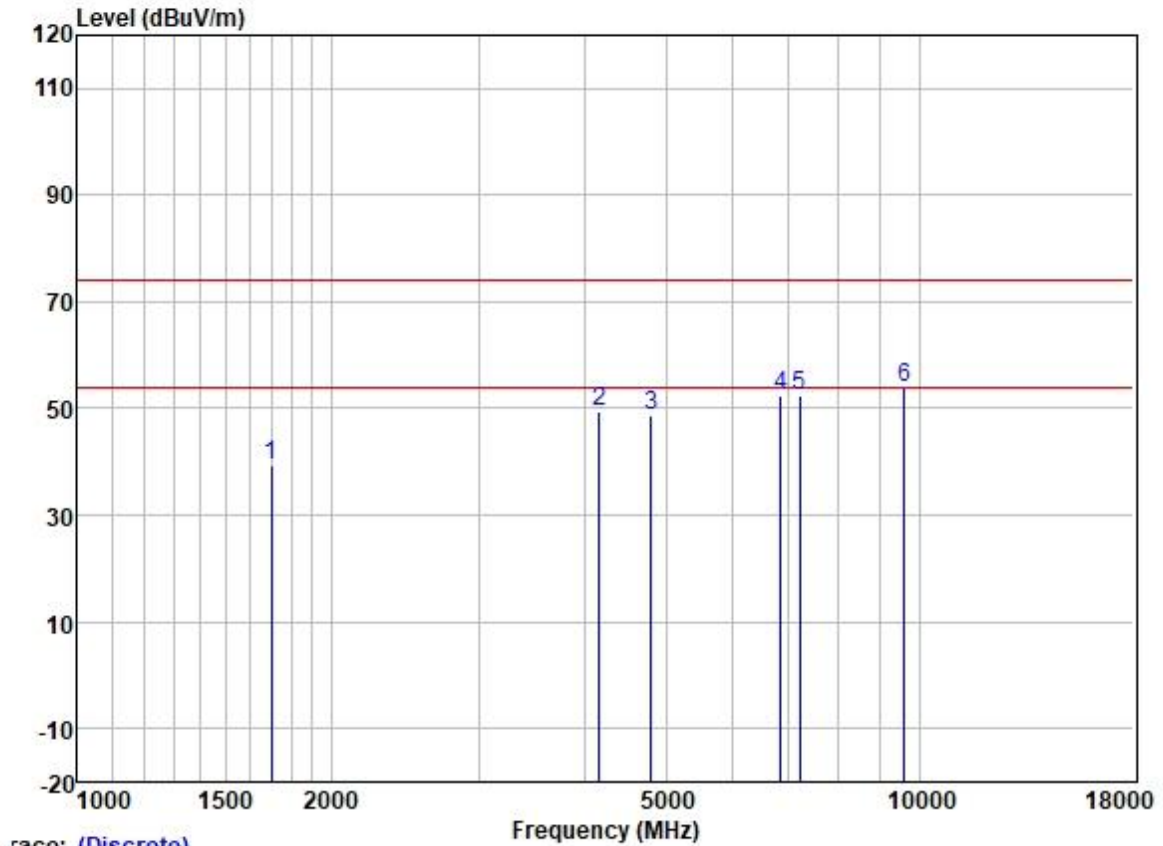
- 1) The field strength is calculated by adding the Antenna Factor, Cable Factor & Preamplifier. The basic equation with a sample calculation is as follows:  
 Final Test Level = Receiver Reading + Antenna Factor + Cable Factor - Preamplifier Factor
- 2) Scan from 1GHz to 25GHz, the disturbance above 18GHz was very low. The points marked on above plots are the highest emissions could be found when testing, so only above points had been displayed. The amplitude of spurious emissions from the radiator which are attenuated more than 20dB below the limit need not be reported.
- 3) The field strength limits are based on average limits. However, the peak field strength of any emission shall not exceed the maximum permitted average limits specified above by more than 20 dB under any condition of modulation. For the emissions whose peak level is lower than the average limit, only the peak measurement is shown in the report.



Unless otherwise agreed in writing, this document is issued by the Company subject to its General Conditions of Service printed overleaf, available on request or accessible at <http://www.sgs.com/en/Terms-and-Conditions.aspx> and, for electronic format documents, subject to Terms and Conditions for Electronic Documents at <http://www.sgs.com/en/terms-and-Conditions/Terms-e-Documents.aspx>. Attention is drawn to the limitation of liability, indemnification and jurisdiction issues defined therein. Any holder of this document is advised that information contained hereon reflects the Company's findings at the time of its intervention only and within the limits of Client's instructions, if any. The Company's sole responsibility is to its Client and this document does not exonerate parties to a transaction from exercising all their rights and obligations under the transaction documents. This document cannot be reproduced except in full, without prior written approval of the Company. Any unauthorized alteration, forgery or falsification of the content or appearance of this document is unlawful and offenders may be prosecuted to the fullest extent of the law. Unless otherwise stated the results shown in this test report refer only to the sample(s) tested and such sample(s) are retained for 30 days only.

Attention: To check the authenticity of testing /inspection report & certificate, please contact us at telephone: (86-755) 8307 1443, or email: CN.Doccheck@sgs.com

Test Mode: 10; Polarity: Horizontal; Modulation:GFSK; ; Channel:Low



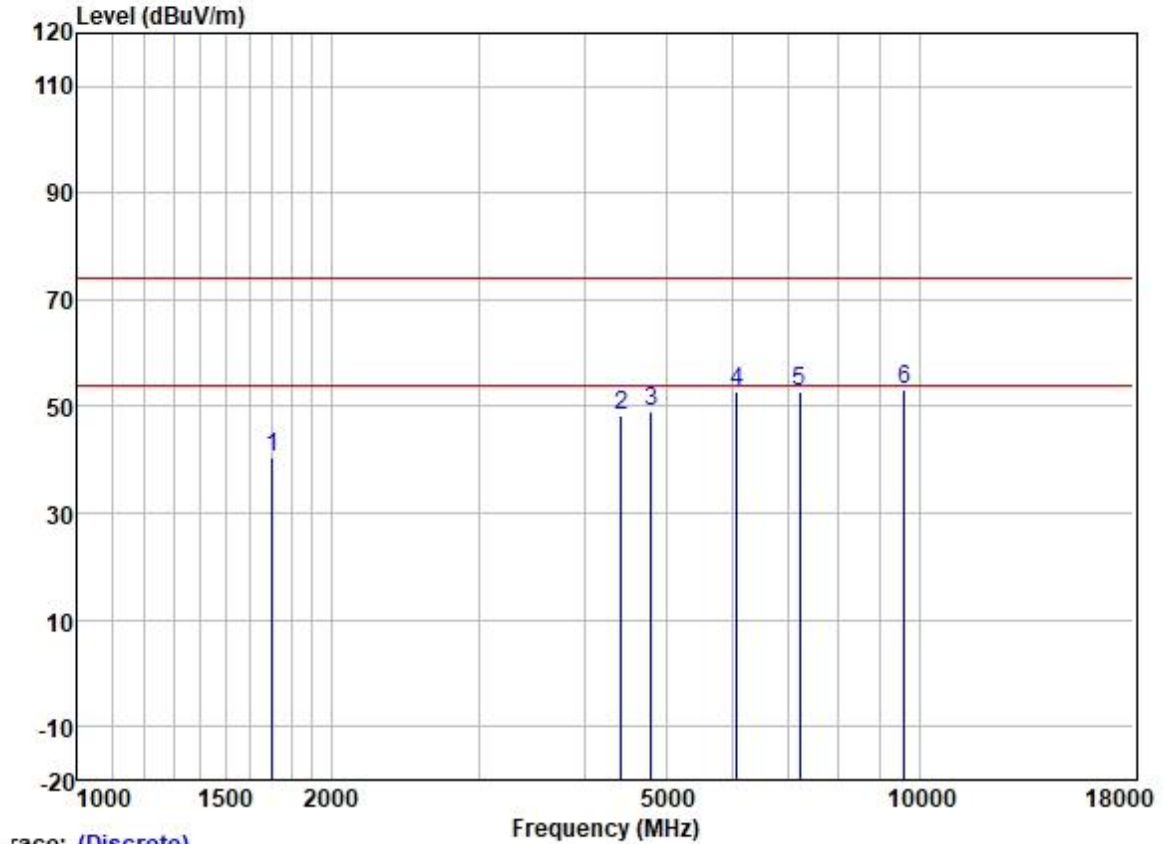
Trace: (Discrete)

	Read	Antenna	Cable	Preamp		Limit	Over			
	Freq	Level	Factor	Loss	Factor	Level	Line	Limit	Pol/Phase	Remark
	MHz	dBuV	dB/m	dB	dB	dBuV/m	dBuV/m	dB		
1	1697.129	48.85	25.71	2.80	37.89	39.47	74.00	-34.53	HORIZONTAL	Peak
2	4169.698	51.70	30.09	4.60	36.80	49.59	74.00	-24.41	HORIZONTAL	Peak
3	4804.000	48.83	31.42	5.40	36.83	48.82	74.00	-25.18	HORIZONTAL	Peak
4	6855.063	48.79	34.78	5.82	37.15	52.24	74.00	-21.76	HORIZONTAL	Peak
5	7206.000	48.14	35.54	5.98	37.38	52.28	74.00	-21.72	HORIZONTAL	Peak
6	9608.000	45.78	38.37	7.07	37.42	53.80	74.00	-20.20	HORIZONTAL	Peak



Unless otherwise agreed in writing, this document is issued by the Company subject to its General Conditions of Service printed overleaf, available on request or accessible at <http://www.sgs.com/en/Terms-and-Conditions.aspx> and, for electronic format documents, subject to Terms and Conditions for Electronic Documents at <http://www.sgs.com/en/Terms-and-Conditions/Terms-e-Documents.aspx>. Attention is drawn to the limitation of liability, indemnification and jurisdiction issues defined therein. Any holder of this document is advised that information contained hereon reflects the Company's findings at the time of its intervention only and within the limits of Client's instructions, if any. The Company's sole responsibility is to its Client and this document does not exonerate parties to a transaction from exercising all their rights and obligations under the transaction documents. This document cannot be reproduced except in full, without prior written approval of the Company. Any unauthorized alteration, forgery or falsification of the content or appearance of this document is unlawful and offenders may be prosecuted to the fullest extent of the law. Unless otherwise stated the results shown in this test report refer only to the sample(s) tested and such sample(s) are retained for 30 days only.

Test Mode: 10; Polarity: Vertical; Modulation:GFSK; ; Channel:Low



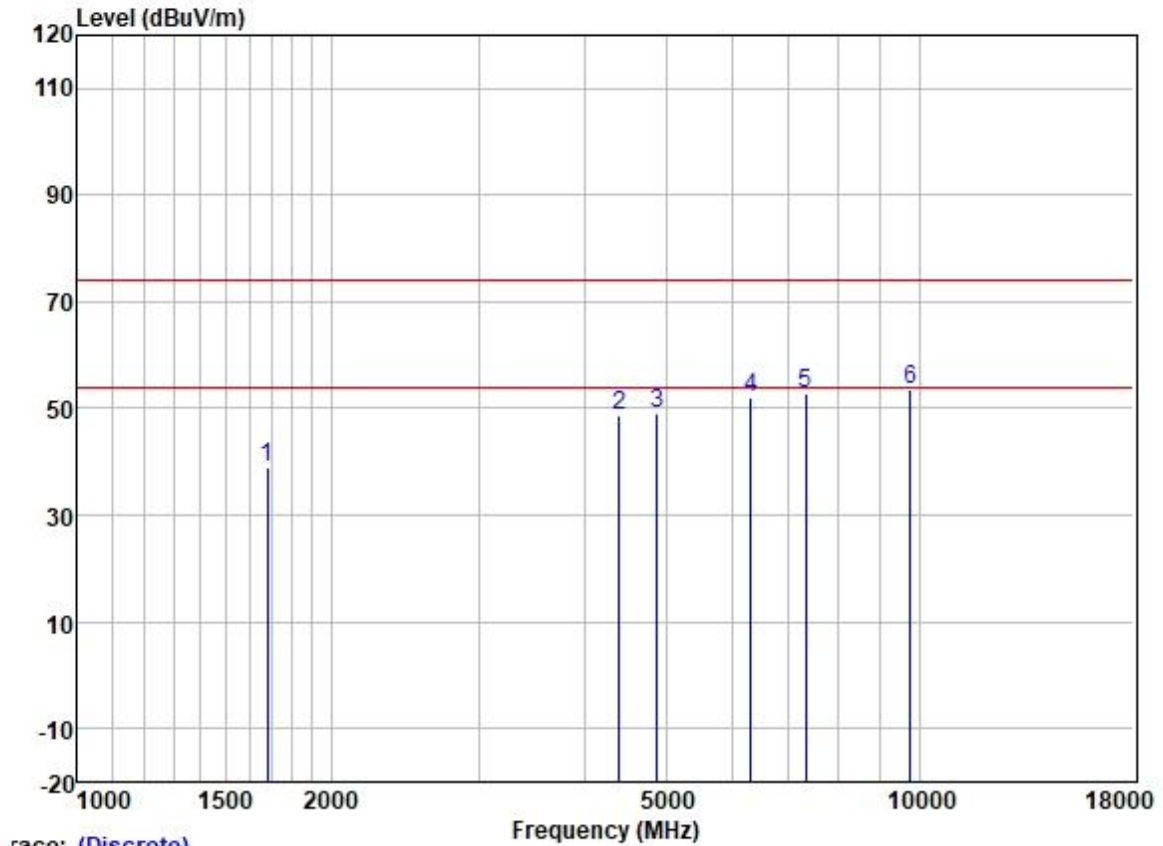
Trace: (Discrete)

	Read	Antenna	Cable	Preamp		Limit	Over			
	Freq	Level	Factor	Loss	Factor	Level	Line	Limit	Pol/Phase	Remark
	MHz	dBuV	dB/m	dB	dB	dBuV/m	dBuV/m	dB		
1	1702.042	49.94	25.72	2.80	37.89	40.57	74.00	-33.43	VERTICAL	Peak
2	4430.628	49.70	30.72	4.78	36.81	48.39	74.00	-25.61	VERTICAL	Peak
3	4804.000	49.22	31.42	5.40	36.83	49.21	74.00	-24.79	VERTICAL	Peak
4	6071.417	50.96	32.57	6.16	36.91	52.78	74.00	-21.22	VERTICAL	Peak
5	7206.000	48.52	35.54	5.98	37.38	52.66	74.00	-21.34	VERTICAL	Peak
6	9608.000	45.11	38.37	7.07	37.42	53.13	74.00	-20.87	VERTICAL	Peak



Unless otherwise agreed in writing, this document is issued by the Company subject to its General Conditions of Service printed overleaf, available on request or accessible at <http://www.sgs.com/en/Terms-and-Conditions.aspx> and, for electronic format documents, subject to Terms and Conditions for Electronic Documents at <http://www.sgs.com/en/terms-and-Conditions/Terms-e-Documents.aspx>. Attention is drawn to the limitation of liability, indemnification and jurisdiction issues defined therein. Any holder of this document is advised that information contained hereon reflects the Company's findings at the time of its intervention only and within the limits of Client's instructions, if any. The Company's sole responsibility is to its Client and this document does not exonerate parties to a transaction from exercising all their rights and obligations under the transaction documents. This document cannot be reproduced except in full, without prior written approval of the Company. Any unauthorized alteration, forgery or falsification of the content or appearance of this document is unlawful and offenders may be prosecuted to the fullest extent of the law. Unless otherwise stated the results shown in this test report refer only to the sample(s) tested and such sample(s) are retained for 30 days only.

Test Mode: 10; Polarity: Horizontal; Modulation:GFSK; ; Channel:middle



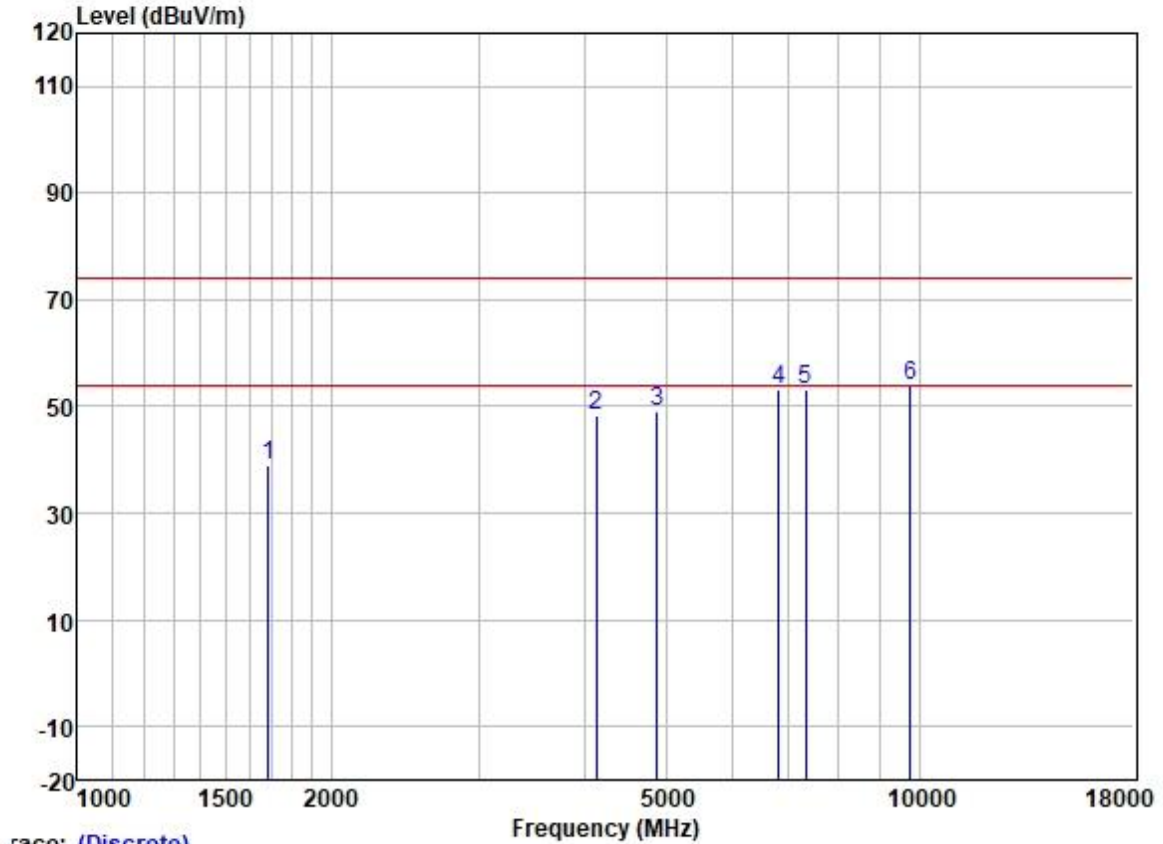
Trace: (Discrete)

	Read	Antenna	Cable	Preamp		Limit	Over			
	Freq	Level	Factor	Loss	Factor	Level	Line	Limit	Pol/Phase	Remark
	MHz	dBuV	dB/m	dB	dB	dBuV/m	dBuV/m	dB		
1	1682.477	48.25	25.68	2.80	37.91	38.82	74.00	-35.18	HORIZONTAL	Peak
2	4405.090	49.95	30.68	4.70	36.81	48.52	74.00	-25.48	HORIZONTAL	Peak
3	4880.000	48.78	31.54	5.50	36.84	48.98	74.00	-25.02	HORIZONTAL	Peak
4	6303.890	49.65	33.44	5.97	36.96	52.10	74.00	-21.90	HORIZONTAL	Peak
5	7320.000	48.09	36.00	6.13	37.43	52.79	74.00	-21.21	HORIZONTAL	Peak
6	9760.000	45.60	38.50	7.02	37.41	53.71	74.00	-20.29	HORIZONTAL	Peak



Unless otherwise agreed in writing, this document is issued by the Company subject to its General Conditions of Service printed overleaf, available on request or accessible at <http://www.sgs.com/en/Terms-and-Conditions.aspx> and, for electronic format documents, subject to Terms and Conditions for Electronic Documents at <http://www.sgs.com/en/Terms-and-Conditions/Terms-e-Documents.aspx>. Attention is drawn to the limitation of liability, indemnification and jurisdiction issues defined therein. Any holder of this document is advised that information contained hereon reflects the Company's findings at the time of its intervention only and within the limits of Client's instructions, if any. The Company's sole responsibility is to its Client and this document does not exonerate parties to a transaction from exercising all their rights and obligations under the transaction documents. This document cannot be reproduced except in full, without prior written approval of the Company. Any unauthorized alteration, forgery or falsification of the content or appearance of this document is unlawful and offenders may be prosecuted to the fullest extent of the law. Unless otherwise stated the results shown in this test report refer only to the sample(s) tested and such sample(s) are retained for 30 days only.

Test Mode: 10; Polarity: Vertical; Modulation:GFSK; ; Channel:middle



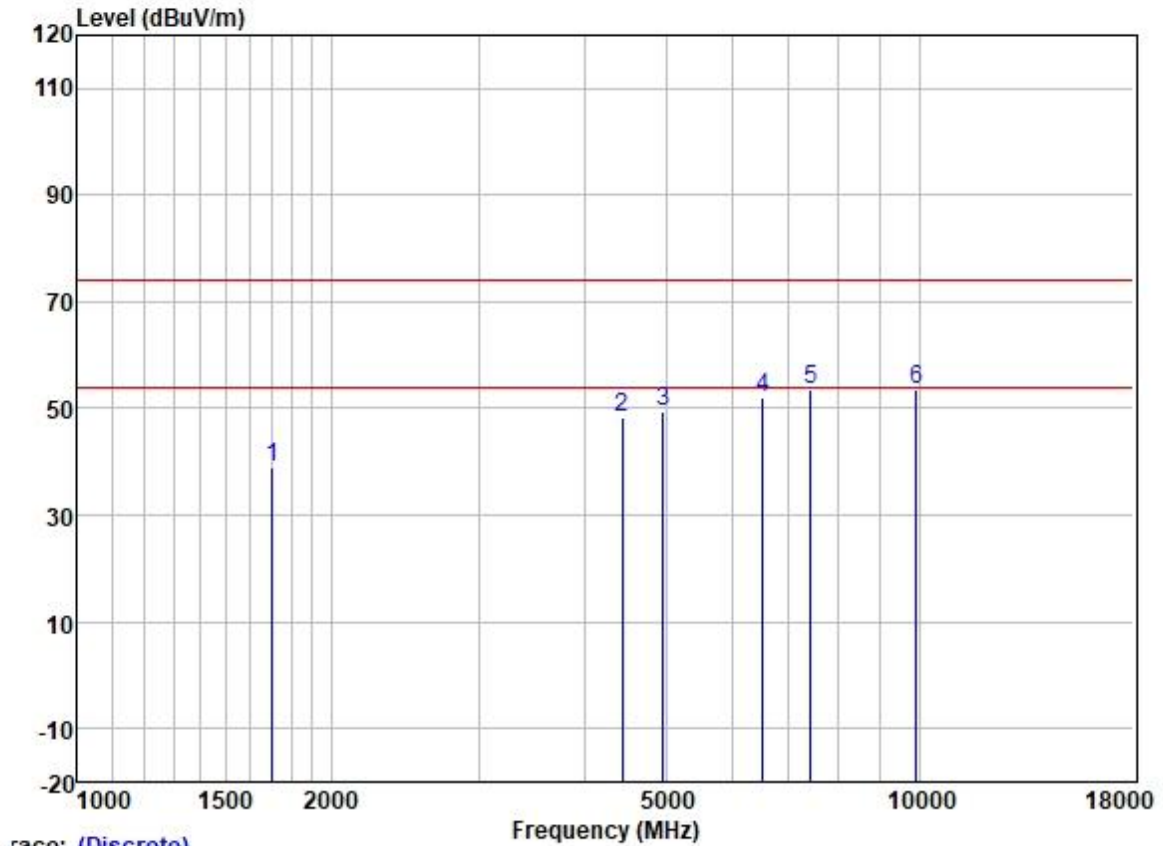
Trace: (Discrete)

	Read	Antenna	Cable	Preamp		Limit	Over			
	Freq	Level	Factor	Loss	Factor	Level	Line	Limit	Pol/Phase	Remark
	MHz	dBuV	dB/m	dB	dB	dBuV/m	dBuV/m	dB		
1	1687.347	48.31	25.69	2.80	37.91	38.89	74.00	-35.11	VERTICAL	Peak
2	4133.699	50.68	30.01	4.60	36.80	48.49	74.00	-25.51	VERTICAL	Peak
3	4880.000	48.99	31.54	5.50	36.84	49.19	74.00	-24.81	VERTICAL	Peak
4	6815.551	49.91	34.70	5.82	37.13	53.30	74.00	-20.70	VERTICAL	Peak
5	7320.000	48.35	36.00	6.13	37.43	53.05	74.00	-20.95	VERTICAL	Peak
6	9760.000	45.75	38.50	7.02	37.41	53.86	74.00	-20.14	VERTICAL	Peak



Unless otherwise agreed in writing, this document is issued by the Company subject to its General Conditions of Service printed overleaf, available on request or accessible at <http://www.sgs.com/en/Terms-and-Conditions.aspx> and, for electronic format documents, subject to Terms and Conditions for Electronic Documents at <http://www.sgs.com/en/terms-and-Conditions/Terms-e-Documents.aspx>. Attention is drawn to the limitation of liability, indemnification and jurisdiction issues defined therein. Any holder of this document is advised that information contained hereon reflects the Company's findings at the time of its intervention only and within the limits of Client's instructions, if any. The Company's sole responsibility is to its Client and this document does not exonerate parties to a transaction from exercising all their rights and obligations under the transaction documents. This document cannot be reproduced except in full, without prior written approval of the Company. Any unauthorized alteration, forgery or falsification of the content or appearance of this document is unlawful and offenders may be prosecuted to the fullest extent of the law. Unless otherwise stated the results shown in this test report refer only to the sample(s) tested and such sample(s) are retained for 30 days only.

Test Mode: 10; Polarity: Horizontal; Modulation:GFSK; ; Channel:High



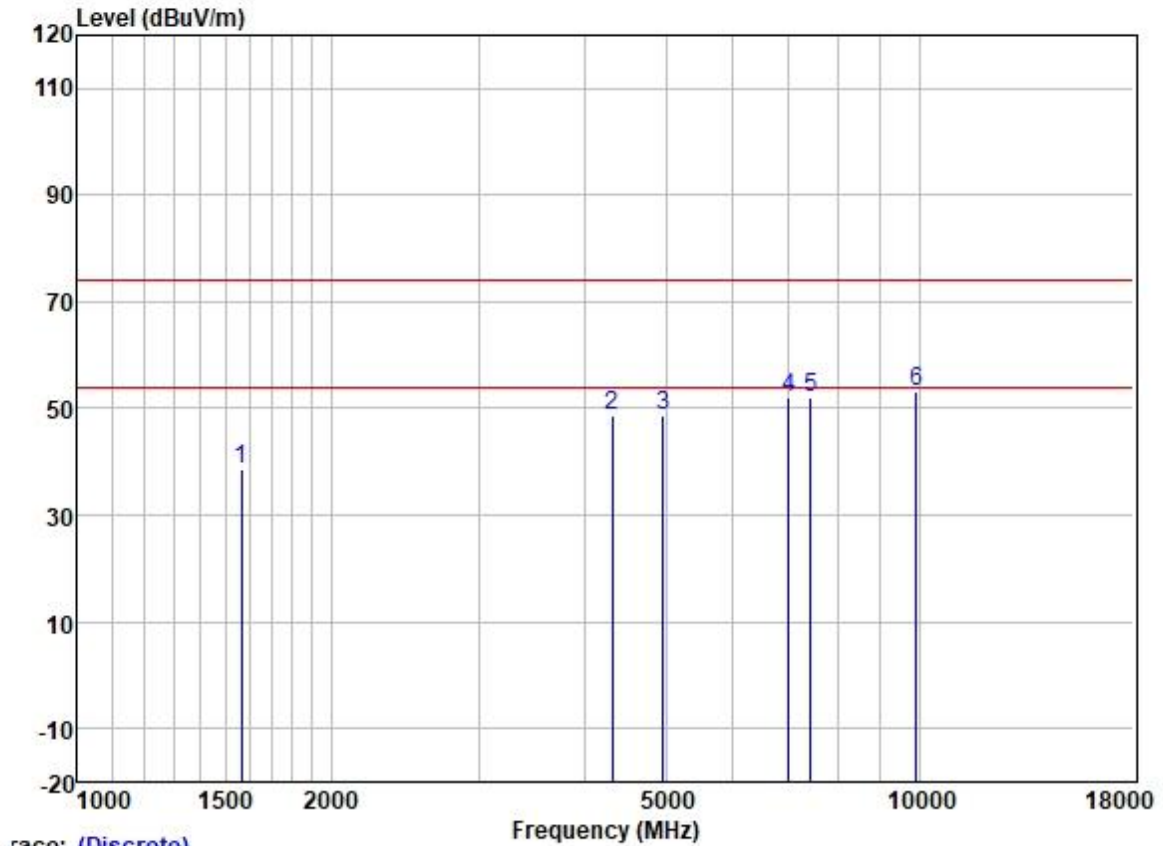
Trace: (Discrete)

	Read	Antenna	Cable	Preamp		Limit	Over			
	Freq	Level	Factor	Loss	Factor	Level	Line	Limit	Pol/Phase	Remark
	MHz	dBuV	dB/m	dB	dB	dBuV/m	dBuV/m	dB		
1	1702.042	48.17	25.72	2.80	37.89	38.80	74.00	-35.20	HORIZONTAL	Peak
2	4443.453	49.56	30.73	4.83	36.81	48.31	74.00	-25.69	HORIZONTAL	Peak
3	4960.000	48.83	31.65	5.65	36.84	49.29	74.00	-24.71	HORIZONTAL	Peak
4	6526.373	49.08	34.03	5.84	37.02	51.93	74.00	-22.07	HORIZONTAL	Peak
5	7440.000	48.56	36.27	6.22	37.47	53.58	74.00	-20.42	HORIZONTAL	Peak
6	9920.000	45.34	38.65	6.96	37.40	53.55	74.00	-20.45	HORIZONTAL	Peak



Unless otherwise agreed in writing, this document is issued by the Company subject to its General Conditions of Service printed overleaf, available on request or accessible at <http://www.sgs.com/en/Terms-and-Conditions.aspx> and, for electronic format documents, subject to Terms and Conditions for Electronic Documents at <http://www.sgs.com/en/terms-and-Conditions/Terms-e-Documents.aspx>. Attention is drawn to the limitation of liability, indemnification and jurisdiction issues defined therein. Any holder of this document is advised that information contained hereon reflects the Company's findings at the time of its intervention only and within the limits of Client's instructions, if any. The Company's sole responsibility is to its Client and this document does not exonerate parties to a transaction from exercising all their rights and obligations under the transaction documents. This document cannot be reproduced except in full, without prior written approval of the Company. Any unauthorized alteration, forgery or falsification of the content or appearance of this document is unlawful and offenders may be prosecuted to the fullest extent of the law. Unless otherwise stated the results shown in this test report refer only to the sample(s) tested and such sample(s) are retained for 30 days only.

Test Mode: 10; Polarity: Vertical; Modulation:GFSK; ; Channel:High



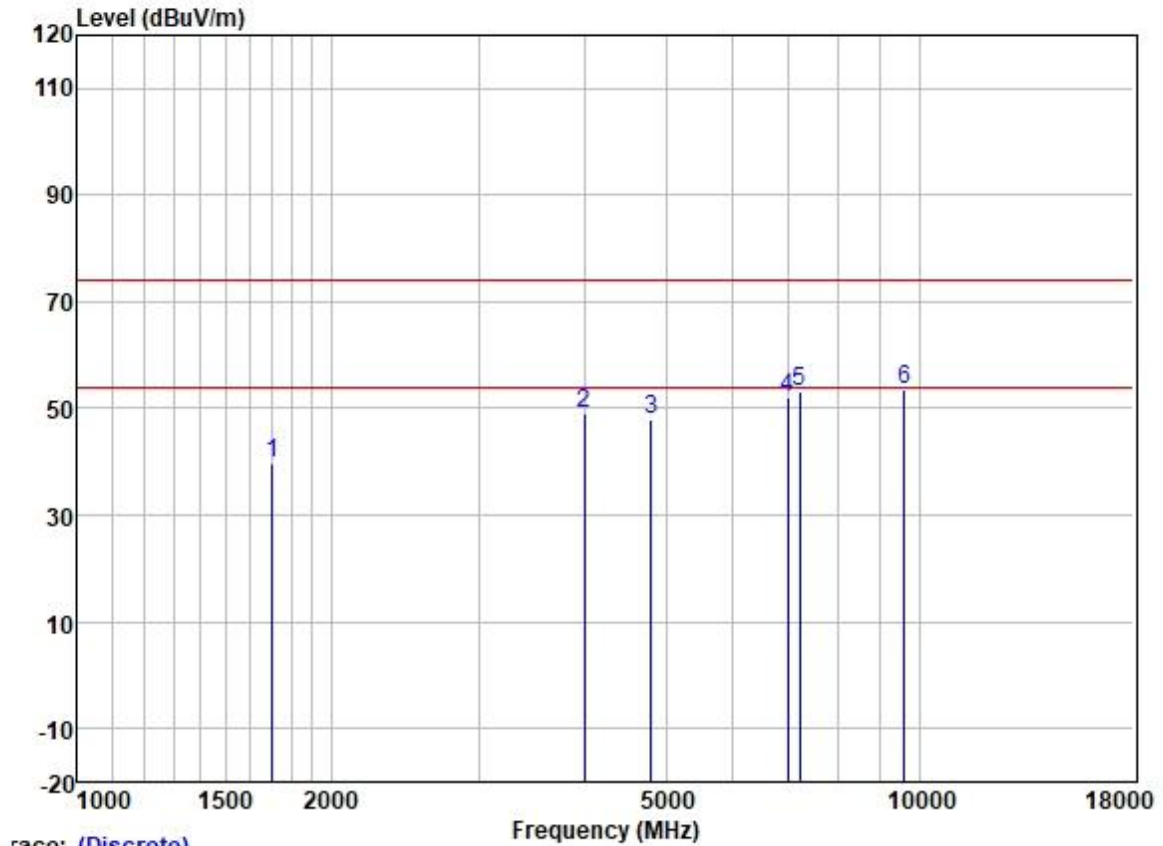
Trace: (Discrete)

	Read	Antenna	Cable	Preamp		Limit	Over			
	Freq	Level	Factor	Loss	Factor	Level	Line	Limit	Pol/Phase	Remark
	MHz	dBuV	dB/m	dB	dB	dBuV/m	dBuV/m	dB		
1	1565.191	48.40	25.55	2.80	38.00	38.75	74.00	-35.25	VERTICAL	Peak
2	4316.859	50.45	30.51	4.66	36.81	48.81	74.00	-25.19	VERTICAL	Peak
3	4960.000	48.36	31.65	5.65	36.84	48.82	74.00	-25.18	VERTICAL	Peak
4	6995.172	48.62	35.00	5.81	37.25	52.18	74.00	-21.82	VERTICAL	Peak
5	7440.000	47.09	36.27	6.22	37.47	52.11	74.00	-21.89	VERTICAL	Peak
6	9920.000	44.81	38.65	6.96	37.40	53.02	74.00	-20.98	VERTICAL	Peak



Unless otherwise agreed in writing, this document is issued by the Company subject to its General Conditions of Service printed overleaf, available on request or accessible at <http://www.sgs.com/en/Terms-and-Conditions.aspx> and, for electronic format documents, subject to Terms and Conditions for Electronic Documents at <http://www.sgs.com/en/Terms-and-Conditions/Terms-e-Documents.aspx>. Attention is drawn to the limitation of liability, indemnification and jurisdiction issues defined therein. Any holder of this document is advised that information contained hereon reflects the Company's findings at the time of its intervention only and within the limits of Client's instructions, if any. The Company's sole responsibility is to its Client and this document does not exonerate parties to a transaction from exercising all their rights and obligations under the transaction documents. This document cannot be reproduced except in full, without prior written approval of the Company. Any unauthorized alteration, forgery or falsification of the content or appearance of this document is unlawful and offenders may be prosecuted to the fullest extent of the law. Unless otherwise stated the results shown in this test report refer only to the sample(s) tested and such sample(s) are retained for 30 days only.

Test Mode: 11; Polarity: Horizontal; Modulation:GFSK; ; Channel:Low



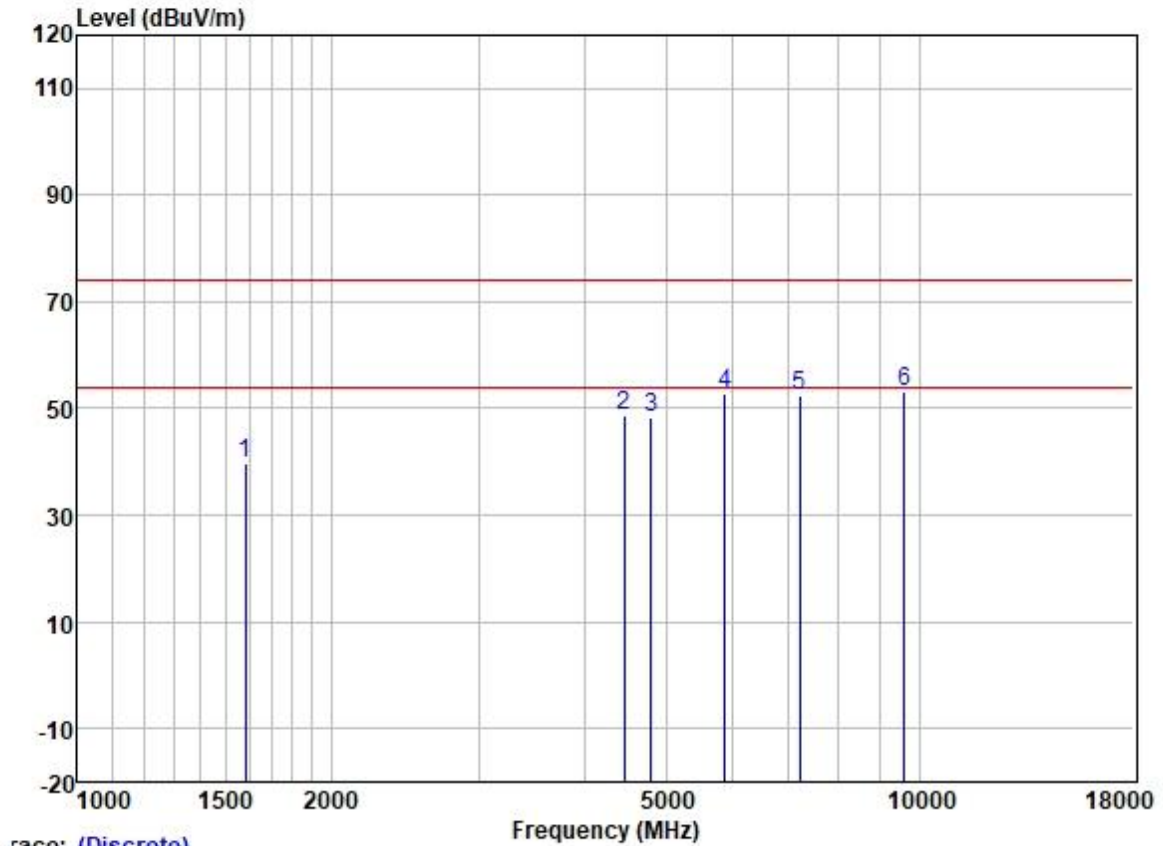
Trace: (Discrete)

	Read	Antenna	Cable	Preamp		Limit	Over			
	Freq	Level	Factor	Loss	Factor	Level	Line	Limit	Pol/Phase	Remark
	MHz	dBuV	dB/m	dB	dB	dBuV/m	dBuV/m	dB		
1	1702.042	49.10	25.72	2.80	37.89	39.73	74.00	-34.27	HORIZONTAL	Peak
2	4004.339	51.32	29.80	4.60	36.80	48.92	74.00	-25.08	HORIZONTAL	Peak
3	4804.000	48.01	31.42	5.40	36.83	48.00	74.00	-26.00	HORIZONTAL	Peak
4	6974.982	48.48	34.97	5.81	37.23	52.03	74.00	-21.97	HORIZONTAL	Peak
5	7206.000	48.89	35.54	5.98	37.38	53.03	74.00	-20.97	HORIZONTAL	Peak
6	9608.000	45.57	38.37	7.07	37.42	53.59	74.00	-20.41	HORIZONTAL	Peak



Unless otherwise agreed in writing, this document is issued by the Company subject to its General Conditions of Service printed overleaf, available on request or accessible at <http://www.sgs.com/en/Terms-and-Conditions.aspx> and, for electronic format documents, subject to Terms and Conditions for Electronic Documents at <http://www.sgs.com/en/Terms-and-Conditions/Terms-e-Documents.aspx>. Attention is drawn to the limitation of liability, indemnification and jurisdiction issues defined therein. Any holder of this document is advised that information contained hereon reflects the Company's findings at the time of its intervention only and within the limits of Client's instructions, if any. The Company's sole responsibility is to its Client and this document does not exonerate parties to a transaction from exercising all their rights and obligations under the transaction documents. This document cannot be reproduced except in full, without prior written approval of the Company. Any unauthorized alteration, forgery or falsification of the content or appearance of this document is unlawful and offenders may be prosecuted to the fullest extent of the law. Unless otherwise stated the results shown in this test report refer only to the sample(s) tested and such sample(s) are retained for 30 days only.

Test Mode: 11; Polarity: Vertical; Modulation:GFSK; ; Channel:Low



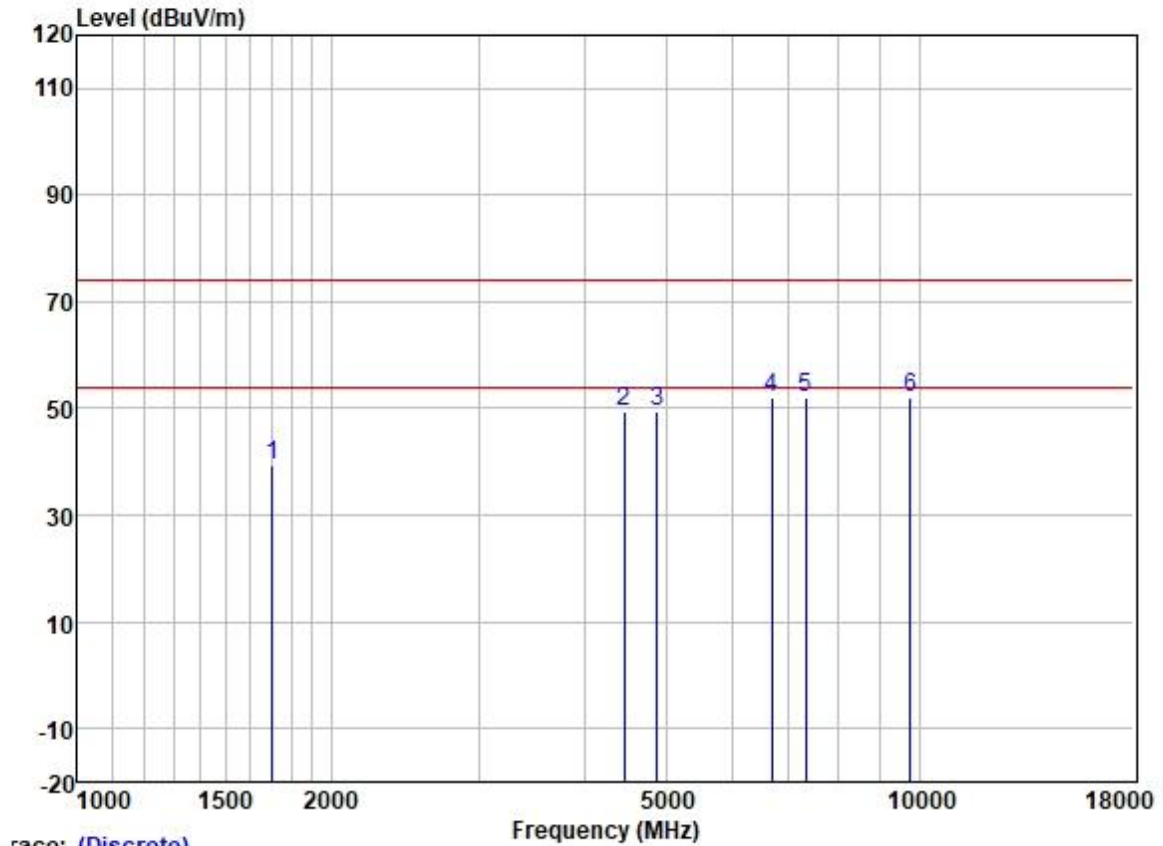
Trace: (Discrete)

	Read	Antenna	Cable	Preamp		Limit	Over			
	Freq	Level	Factor	Loss	Factor	Level	Line	Limit	Pol/Phase	Remark
	MHz	dBuV	dB/m	dB	dB	dBuV/m	dBuV/m	dB		
1	1583.392	49.47	25.56	2.80	38.00	39.83	74.00	-34.17	VERTICAL	Peak
2	4456.315	49.76	30.75	4.88	36.81	48.58	74.00	-25.42	VERTICAL	Peak
3	4804.000	48.45	31.42	5.40	36.83	48.44	74.00	-25.56	VERTICAL	Peak
4	5881.418	51.66	32.29	5.93	36.90	52.98	74.00	-21.02	VERTICAL	Peak
5	7206.000	48.36	35.54	5.98	37.38	52.50	74.00	-21.50	VERTICAL	Peak
6	9608.000	45.19	38.37	7.07	37.42	53.21	74.00	-20.79	VERTICAL	Peak



Unless otherwise agreed in writing, this document is issued by the Company subject to its General Conditions of Service printed overleaf, available on request or accessible at <http://www.sgs.com/en/Terms-and-Conditions.aspx> and, for electronic format documents, subject to Terms and Conditions for Electronic Documents at <http://www.sgs.com/en/terms-and-Conditions/Terms-e-Documents.aspx>. Attention is drawn to the limitation of liability, indemnification and jurisdiction issues defined therein. Any holder of this document is advised that information contained hereon reflects the Company's findings at the time of its intervention only and within the limits of Client's instructions, if any. The Company's sole responsibility is to its Client and this document does not exonerate parties to a transaction from exercising all their rights and obligations under the transaction documents. This document cannot be reproduced except in full, without prior written approval of the Company. Any unauthorized alteration, forgery or falsification of the content or appearance of this document is unlawful and offenders may be prosecuted to the fullest extent of the law. Unless otherwise stated the results shown in this test report refer only to the sample(s) tested and such sample(s) are retained for 30 days only.

Test Mode: 11; Polarity: Horizontal; Modulation:GFSK; ; Channel:middle



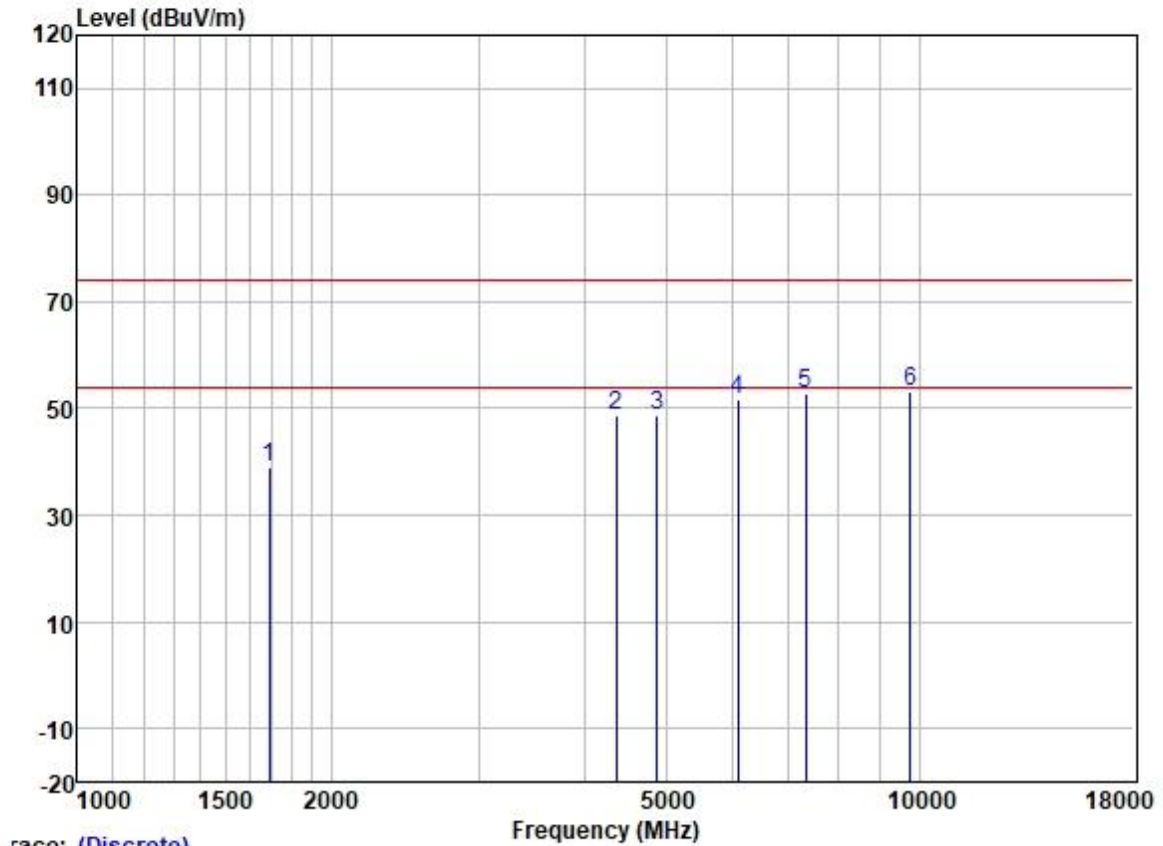
Trace: (Discrete)

	Read	Antenna	Cable	Preamp		Limit	Over		
	Freq	Level	Factor	Loss	Factor	Level	Line	Limit	Pol/Phase
	MHz	dBuV	dB/m	dB	dB	dBuV/m	dBuV/m	dB	
1	1702.042	48.88	25.72	2.80	37.89	39.51	74.00	-34.49	HORIZONTAL Peak
2	4456.315	50.74	30.75	4.88	36.81	49.56	74.00	-24.44	HORIZONTAL Peak
3	4880.000	49.32	31.54	5.50	36.84	49.52	74.00	-24.48	HORIZONTAL Peak
4	6679.040	48.91	34.33	5.83	37.07	52.00	74.00	-22.00	HORIZONTAL Peak
5	7320.000	47.52	36.00	6.13	37.43	52.22	74.00	-21.78	HORIZONTAL Peak
6	9760.000	43.99	38.50	7.02	37.41	52.10	74.00	-21.90	HORIZONTAL Peak



Unless otherwise agreed in writing, this document is issued by the Company subject to its General Conditions of Service printed overleaf, available on request or accessible at <http://www.sgs.com/en/Terms-and-Conditions.aspx> and, for electronic format documents, subject to Terms and Conditions for Electronic Documents at <http://www.sgs.com/en/terms-and-Conditions/Terms-e-Documents.aspx>. Attention is drawn to the limitation of liability, indemnification and jurisdiction issues defined therein. Any holder of this document is advised that information contained hereon reflects the Company's findings at the time of its intervention only and within the limits of Client's instructions, if any. The Company's sole responsibility is to its Client and this document does not exonerate parties to a transaction from exercising all their rights and obligations under the transaction documents. This document cannot be reproduced except in full, without prior written approval of the Company. Any unauthorized alteration, forgery or falsification of the content or appearance of this document is unlawful and offenders may be prosecuted to the fullest extent of the law. Unless otherwise stated the results shown in this test report refer only to the sample(s) tested and such sample(s) are retained for 30 days only.

Test Mode: 11; Polarity: Vertical; Modulation:GFSK; ; Channel:middle



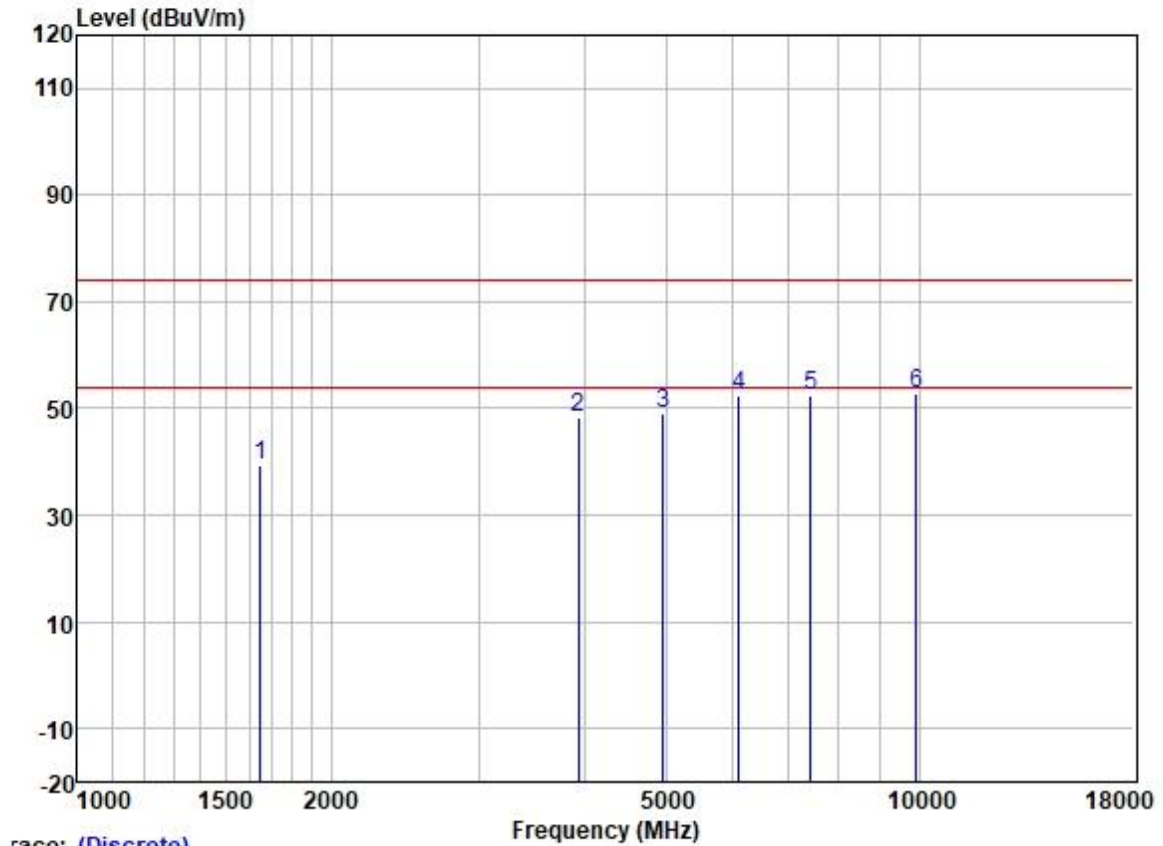
Trace: (Discrete)

	Read	Antenna	Cable	Preamp		Limit	Over			
	Freq	Level	Factor	Loss	Factor	Level	Line	Limit	Pol/Phase	Remark
	MHz	dBuV	dB/m	dB	dB	dBuV/m	dBuV/m	dB		
1	1692.231	48.51	25.70	2.80	37.89	39.12	74.00	-34.88	VERTICAL	Peak
2	4367.058	50.23	30.62	4.68	36.81	48.72	74.00	-25.28	VERTICAL	Peak
3	4880.000	48.56	31.54	5.50	36.84	48.76	74.00	-25.24	VERTICAL	Peak
4	6088.991	49.91	32.61	6.15	36.92	51.75	74.00	-22.25	VERTICAL	Peak
5	7320.000	47.95	36.00	6.13	37.43	52.65	74.00	-21.35	VERTICAL	Peak
6	9760.000	45.08	38.50	7.02	37.41	53.19	74.00	-20.81	VERTICAL	Peak



Unless otherwise agreed in writing, this document is issued by the Company subject to its General Conditions of Service printed overleaf, available on request or accessible at <http://www.sgs.com/en/Terms-and-Conditions.aspx> and, for electronic format documents, subject to Terms and Conditions for Electronic Documents at <http://www.sgs.com/en/Terms-and-Conditions/Terms-e-Documents.aspx>. Attention is drawn to the limitation of liability, indemnification and jurisdiction issues defined therein. Any holder of this document is advised that information contained hereon reflects the Company's findings at the time of its intervention only and within the limits of Client's instructions, if any. The Company's sole responsibility is to its Client and this document does not exonerate parties to a transaction from exercising all their rights and obligations under the transaction documents. This document cannot be reproduced except in full, without prior written approval of the Company. Any unauthorized alteration, forgery or falsification of the content or appearance of this document is unlawful and offenders may be prosecuted to the fullest extent of the law. Unless otherwise stated the results shown in this test report refer only to the sample(s) tested and such sample(s) are retained for 30 days only.

Test Mode: 11; Polarity: Horizontal; Modulation:GFSK; ; Channel:High



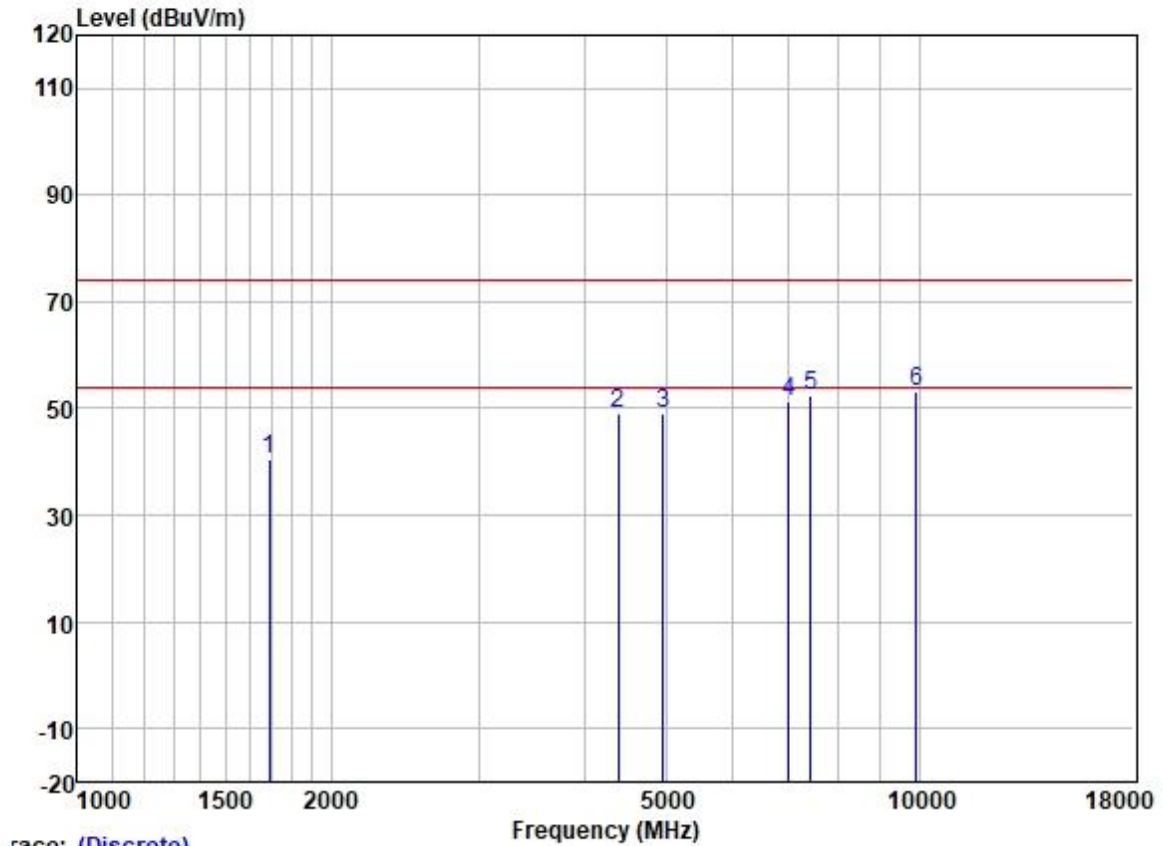
Trace: (Discrete)

	Read	Antenna	Cable	Preamp		Limit	Over		
	Freq	Level	Factor	Loss	Factor	Level	Line	Limit	Pol/Phase
	MHz	dBuV	dB/m	dB	dB	dBuV/m	dBuV/m	dB	
1	1648.778	48.73	25.63	2.80	37.93	39.23	74.00	-34.77	HORIZONTAL Peak
2	3935.493	50.77	29.73	4.60	36.82	48.28	74.00	-25.72	HORIZONTAL Peak
3	4960.000	48.51	31.65	5.65	36.84	48.97	74.00	-25.03	HORIZONTAL Peak
4	6106.616	50.42	32.66	6.14	36.92	52.30	74.00	-21.70	HORIZONTAL Peak
5	7440.000	47.53	36.27	6.22	37.47	52.55	74.00	-21.45	HORIZONTAL Peak
6	9920.000	44.52	38.65	6.96	37.40	52.73	74.00	-21.27	HORIZONTAL Peak



Unless otherwise agreed in writing, this document is issued by the Company subject to its General Conditions of Service printed overleaf, available on request or accessible at <http://www.sgs.com/en/Terms-and-Conditions.aspx> and, for electronic format documents, subject to Terms and Conditions for Electronic Documents at <http://www.sgs.com/en/terms-and-Conditions/Terms-e-Documents.aspx>. Attention is drawn to the limitation of liability, indemnification and jurisdiction issues defined therein. Any holder of this document is advised that information contained hereon reflects the Company's findings at the time of its intervention only and within the limits of Client's instructions, if any. The Company's sole responsibility is to its Client and this document does not exonerate parties to a transaction from exercising all their rights and obligations under the transaction documents. This document cannot be reproduced except in full, without prior written approval of the Company. Any unauthorized alteration, forgery or falsification of the content or appearance of this document is unlawful and offenders may be prosecuted to the fullest extent of the law. Unless otherwise stated the results shown in this test report refer only to the sample(s) tested and such sample(s) are retained for 30 days only.

Test Mode: 11; Polarity: Vertical; Modulation:GFSK; ; Channel:High



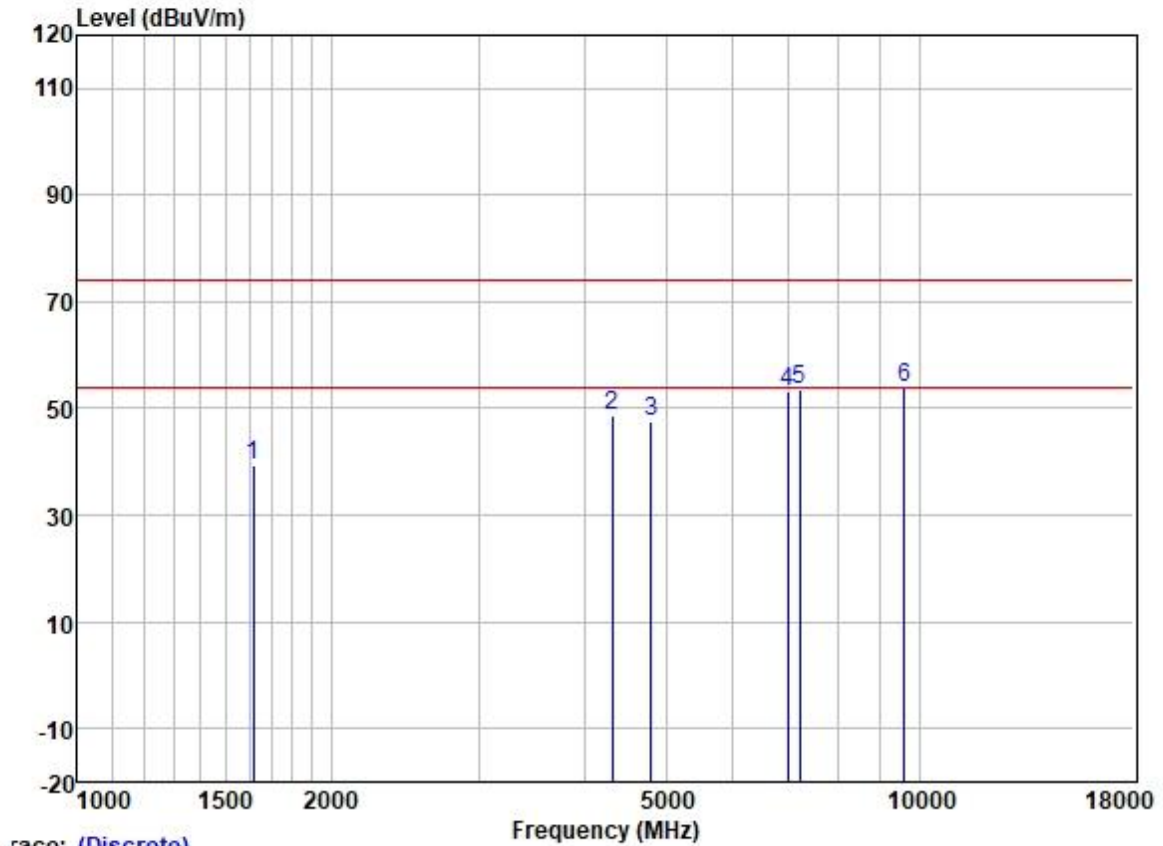
Trace: (Discrete)

	Read	Antenna	Cable	Preamp	Limit	Over			
Freq	Level	Factor	Loss	Factor	Level	Line	Limit	Pol/Phase	Remark
MHz	dBuV	dB/m	dB	dB	dBuV/m	dBuV/m	dB		
1	1692.231	49.83	25.70	2.80	37.89	40.44	74.00	-33.56	VERTICAL Peak
2	4392.376	50.59	30.66	4.70	36.81	49.14	74.00	-24.86	VERTICAL Peak
3	4960.000	48.69	31.65	5.65	36.84	49.15	74.00	-24.85	VERTICAL Peak
4	6995.172	47.87	35.00	5.81	37.25	51.43	74.00	-22.57	VERTICAL Peak
5	7440.000	47.32	36.27	6.22	37.47	52.34	74.00	-21.66	VERTICAL Peak
6	9920.000	45.00	38.65	6.96	37.40	53.21	74.00	-20.79	VERTICAL Peak



Unless otherwise agreed in writing, this document is issued by the Company subject to its General Conditions of Service printed overleaf, available on request or accessible at <http://www.sgs.com/en/Terms-and-Conditions.aspx> and, for electronic format documents, subject to Terms and Conditions for Electronic Documents at <http://www.sgs.com/en/Terms-and-Conditions/Terms-e-Documents.aspx>. Attention is drawn to the limitation of liability, indemnification and jurisdiction issues defined therein. Any holder of this document is advised that information contained hereon reflects the Company's findings at the time of its intervention only and within the limits of Client's instructions, if any. The Company's sole responsibility is to its Client and this document does not exonerate parties to a transaction from exercising all their rights and obligations under the transaction documents. This document cannot be reproduced except in full, without prior written approval of the Company. Any unauthorized alteration, forgery or falsification of the content or appearance of this document is unlawful and offenders may be prosecuted to the fullest extent of the law. Unless otherwise stated the results shown in this test report refer only to the sample(s) tested and such sample(s) are retained for 30 days only.

Test Mode: 12; Polarity: Horizontal; Modulation:GFSK; ; Channel:Low



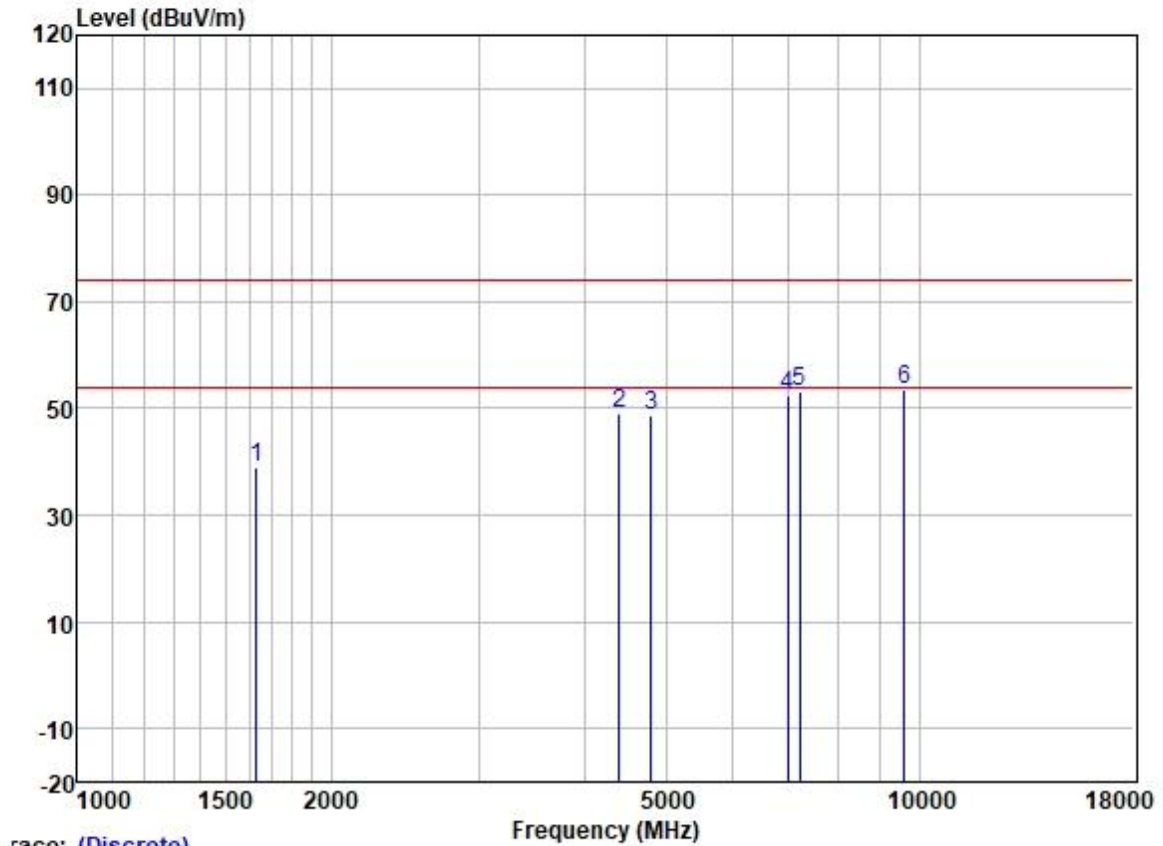
race: (Discrete)

	Read	Antenna	Cable	Preamp		Limit	Over		
	Freq	Level	Factor	Loss	Factor	Level	Line	Limit	Pol/Phase
	MHz	dBuV	dB/m	dB	dB	dBuV/m	dBuV/m	dB	
1	1615.754	49.03	25.60	2.80	37.95	39.48	74.00	-34.52	HORIZONTAL Peak
2	4316.859	50.19	30.51	4.66	36.81	48.55	74.00	-25.45	HORIZONTAL Peak
3	4804.000	47.76	31.42	5.40	36.83	47.75	74.00	-26.25	HORIZONTAL Peak
4	6974.982	49.79	34.97	5.81	37.23	53.34	74.00	-20.66	HORIZONTAL Peak
5	7206.000	49.42	35.54	5.98	37.38	53.56	74.00	-20.44	HORIZONTAL Peak
6	9608.000	45.84	38.37	7.07	37.42	53.86	74.00	-20.14	HORIZONTAL Peak



Unless otherwise agreed in writing, this document is issued by the Company subject to its General Conditions of Service printed overleaf, available on request or accessible at <http://www.sgs.com/en/Terms-and-Conditions.aspx> and, for electronic format documents, subject to Terms and Conditions for Electronic Documents at <http://www.sgs.com/en/terms-and-Conditions/Terms-e-Documents.aspx>. Attention is drawn to the limitation of liability, indemnification and jurisdiction issues defined therein. Any holder of this document is advised that information contained hereon reflects the Company's findings at the time of its intervention only and within the limits of Client's instructions, if any. The Company's sole responsibility is to its Client and this document does not exonerate parties to a transaction from exercising all their rights and obligations under the transaction documents. This document cannot be reproduced except in full, without prior written approval of the Company. Any unauthorized alteration, forgery or falsification of the content or appearance of this document is unlawful and offenders may be prosecuted to the fullest extent of the law. Unless otherwise stated the results shown in this test report refer only to the sample(s) tested and such sample(s) are retained for 30 days only.

Test Mode: 12; Polarity: Vertical; Modulation:GFSK; ; Channel:Low



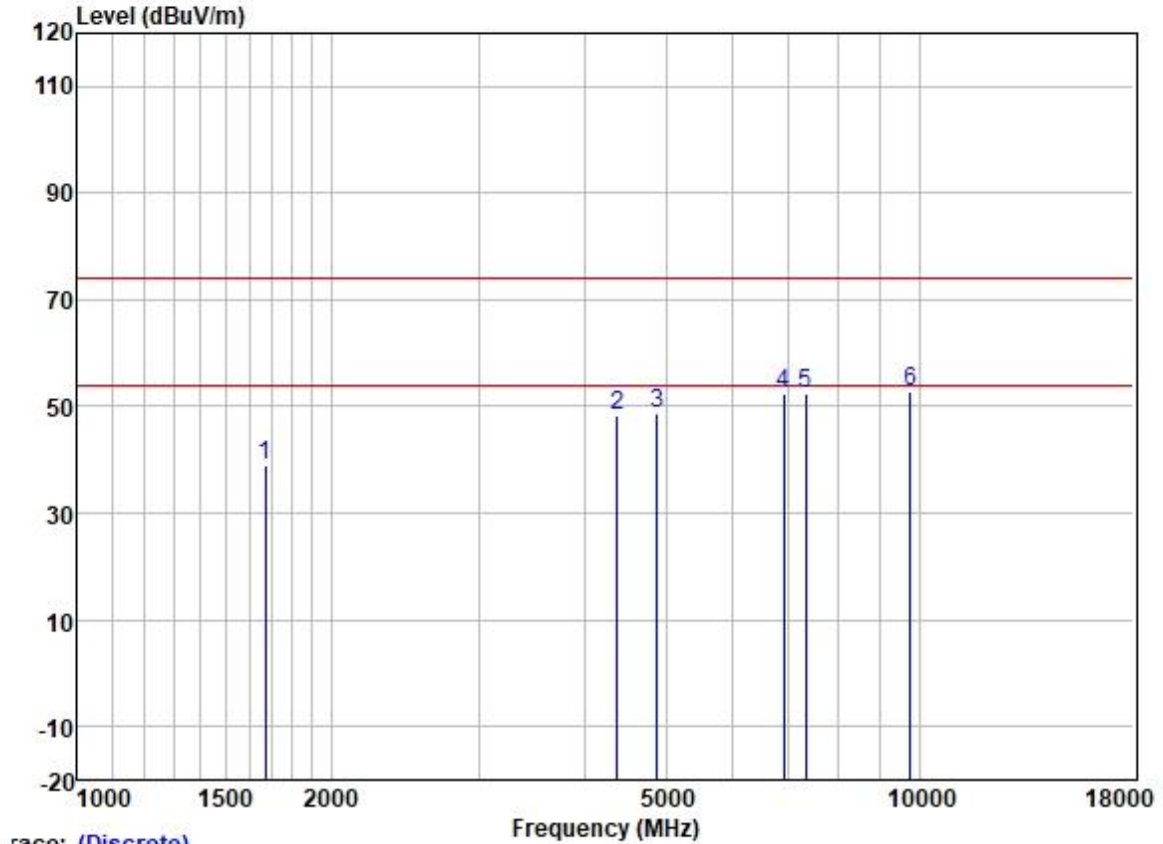
Trace: (Discrete)

	Read	Antenna	Cable	Preamp		Limit	Over			
	Freq	Level	Factor	Loss	Factor	Level	Line	Limit	Pol/Phase	Remark
	MHz	dBuV	dB/m	dB	dB	dBuV/m	dBuV/m	dB		
1	1629.825	48.51	25.61	2.80	37.95	38.97	74.00	-35.03	VERTICAL	Peak
2	4405.090	50.53	30.68	4.70	36.81	49.10	74.00	-24.90	VERTICAL	Peak
3	4804.000	48.83	31.42	5.40	36.83	48.82	74.00	-25.18	VERTICAL	Peak
4	6974.982	48.77	34.97	5.81	37.23	52.32	74.00	-21.68	VERTICAL	Peak
5	7206.000	48.87	35.54	5.98	37.38	53.01	74.00	-20.99	VERTICAL	Peak
6	9608.000	45.37	38.37	7.07	37.42	53.39	74.00	-20.61	VERTICAL	Peak



Unless otherwise agreed in writing, this document is issued by the Company subject to its General Conditions of Service printed overleaf, available on request or accessible at <http://www.sgs.com/en/Terms-and-Conditions.aspx> and, for electronic format documents, subject to Terms and Conditions for Electronic Documents at <http://www.sgs.com/en/Terms-and-Conditions/Terms-e-Documents.aspx>. Attention is drawn to the limitation of liability, indemnification and jurisdiction issues defined therein. Any holder of this document is advised that information contained hereon reflects the Company's findings at the time of its intervention only and within the limits of Client's instructions, if any. The Company's sole responsibility is to its Client and this document does not exonerate parties to a transaction from exercising all their rights and obligations under the transaction documents. This document cannot be reproduced except in full, without prior written approval of the Company. Any unauthorized alteration, forgery or falsification of the content or appearance of this document is unlawful and offenders may be prosecuted to the fullest extent of the law. Unless otherwise stated the results shown in this test report refer only to the sample(s) tested and such sample(s) are retained for 30 days only.

Test Mode: 12; Polarity: Horizontal; Modulation:GFSK; ; Channel:middle



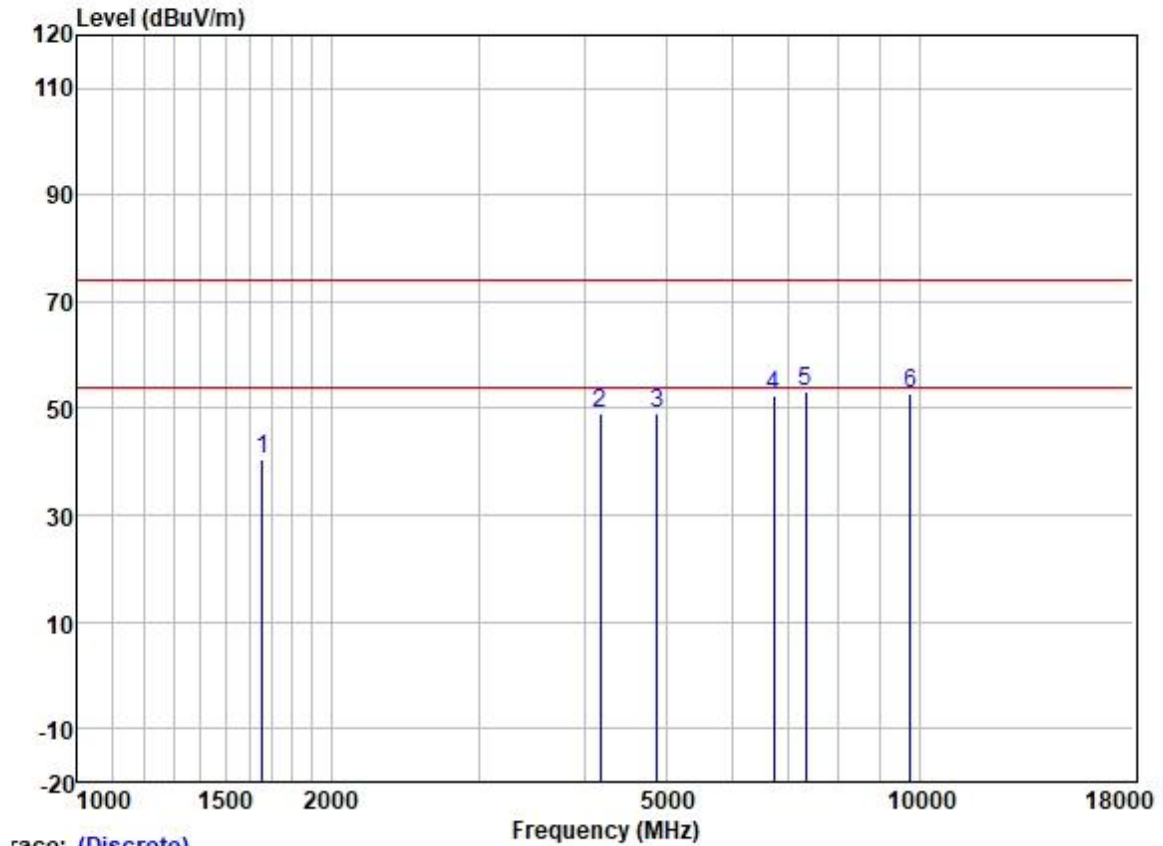
Trace: (Discrete)

	Read	Antenna	Cable	Preamp		Limit	Over		
	Freq	Level	Factor	Loss	Factor	Level	Line	Limit	Pol/Phase
	MHz	dBuV	dB/m	dB	dB	dBuV/m	dBuV/m	dB	
1	1672.779	48.43	25.67	2.80	37.91	38.99	74.00	-35.01	HORIZONTAL Peak
2	4379.699	49.76	30.64	4.69	36.81	48.28	74.00	-25.72	HORIZONTAL Peak
3	4882.000	48.42	31.56	5.52	36.84	48.66	74.00	-25.34	HORIZONTAL Peak
4	6894.806	48.85	34.85	5.81	37.18	52.33	74.00	-21.67	HORIZONTAL Peak
5	7323.000	47.66	36.00	6.13	37.43	52.36	74.00	-21.64	HORIZONTAL Peak
6	9764.000	44.81	38.50	7.02	37.41	52.92	74.00	-21.08	HORIZONTAL Peak



Unless otherwise agreed in writing, this document is issued by the Company subject to its General Conditions of Service printed overleaf, available on request or accessible at <http://www.sgs.com/en/Terms-and-Conditions.aspx> and, for electronic format documents, subject to Terms and Conditions for Electronic Documents at <http://www.sgs.com/en/terms-and-Conditions/Terms-e-Documents.aspx>. Attention is drawn to the limitation of liability, indemnification and jurisdiction issues defined therein. Any holder of this document is advised that information contained hereon reflects the Company's findings at the time of its intervention only and within the limits of Client's instructions, if any. The Company's sole responsibility is to its Client and this document does not exonerate parties to a transaction from exercising all their rights and obligations under the transaction documents. This document cannot be reproduced except in full, without prior written approval of the Company. Any unauthorized alteration, forgery or falsification of the content or appearance of this document is unlawful and offenders may be prosecuted to the fullest extent of the law. Unless otherwise stated the results shown in this test report refer only to the sample(s) tested and such sample(s) are retained for 30 days only.

Test Mode: 12; Polarity: Vertical; Modulation:GFSK; ; Channel:middle



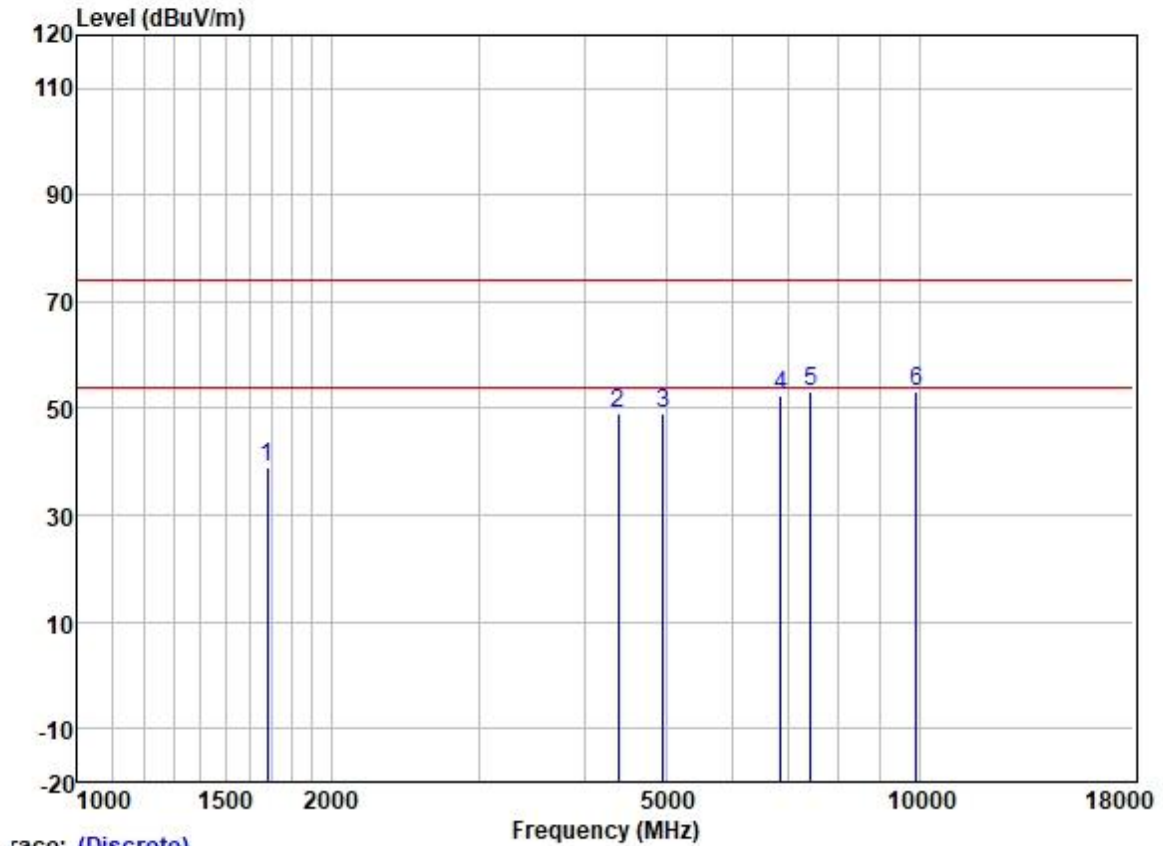
Trace: (Discrete)

	Read	Antenna	Cable	Preamp		Limit	Over			
	Freq	Level	Factor	Loss	Factor	Level	Line	Limit	Pol/Phase	Remark
	MHz	dBuV	dB/m	dB	dB	dBuV/m	dBuV/m	dB		
1	1658.337	50.03	25.65	2.80	37.93	40.55	74.00	-33.45	VERTICAL	Peak
2	4181.768	51.26	30.12	4.60	36.80	49.18	74.00	-24.82	VERTICAL	Peak
3	4882.000	48.77	31.56	5.52	36.84	49.01	74.00	-24.99	VERTICAL	Peak
4	6717.762	49.38	34.44	5.83	37.09	52.56	74.00	-21.44	VERTICAL	Peak
5	7323.000	48.36	36.00	6.13	37.43	53.06	74.00	-20.94	VERTICAL	Peak
6	9764.000	44.82	38.50	7.02	37.41	52.93	74.00	-21.07	VERTICAL	Peak



Unless otherwise agreed in writing, this document is issued by the Company subject to its General Conditions of Service printed overleaf, available on request or accessible at <http://www.sgs.com/en/Terms-and-Conditions.aspx> and, for electronic format documents, subject to Terms and Conditions for Electronic Documents at <http://www.sgs.com/en/terms-and-Conditions/Terms-e-Documents.aspx>. Attention is drawn to the limitation of liability, indemnification and jurisdiction issues defined therein. Any holder of this document is advised that information contained hereon reflects the Company's findings at the time of its intervention only and within the limits of Client's instructions, if any. The Company's sole responsibility is to its Client and this document does not exonerate parties to a transaction from exercising all their rights and obligations under the transaction documents. This document cannot be reproduced except in full, without prior written approval of the Company. Any unauthorized alteration, forgery or falsification of the content or appearance of this document is unlawful and offenders may be prosecuted to the fullest extent of the law. Unless otherwise stated the results shown in this test report refer only to the sample(s) tested and such sample(s) are retained for 30 days only.

Test Mode: 12; Polarity: Horizontal; Modulation:GFSK; ; Channel:High



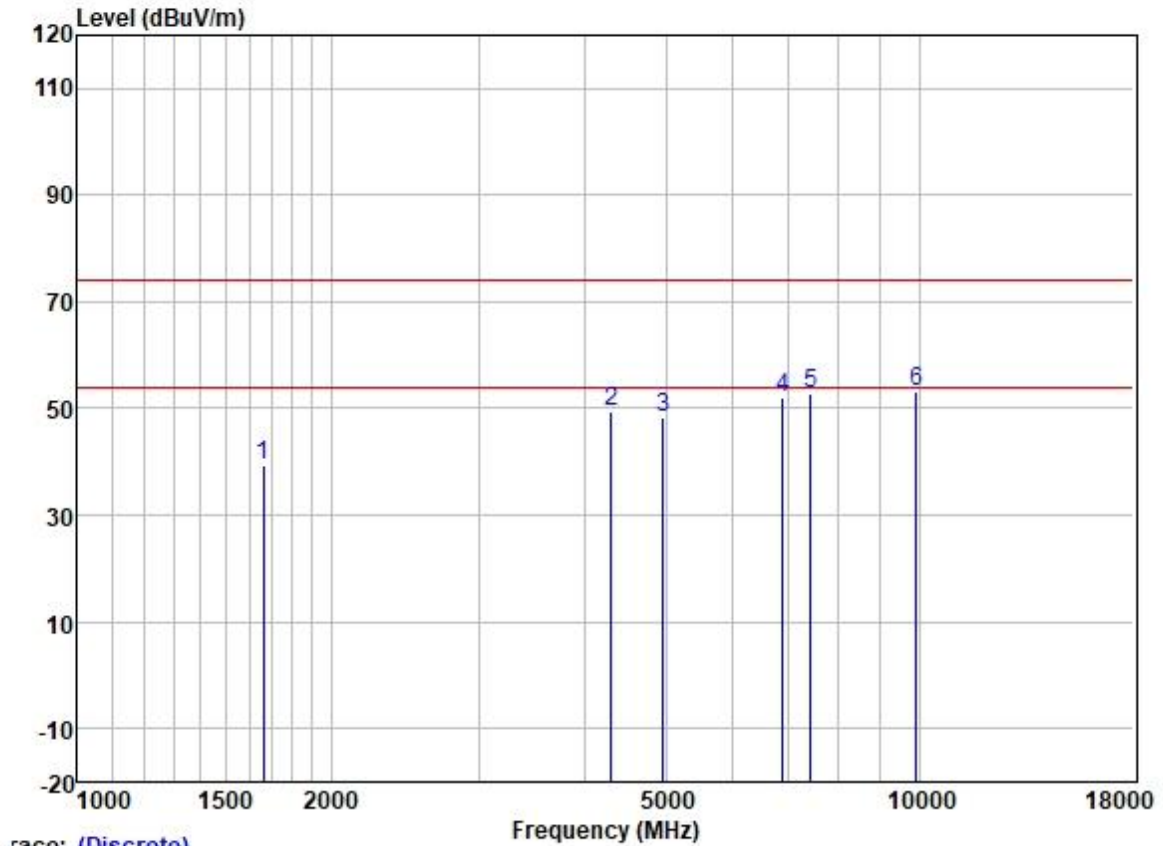
Trace: (Discrete)

	Read	Antenna	Cable	Preamp		Limit	Over		
	Freq	Level	Factor	Loss	Factor	Level	Line	Limit	Pol/Phase
	MHz	dBuV	dB/m	dB	dB	dBuV/m	dBuV/m	dB	
1	1682.477	48.53	25.68	2.80	37.91	39.10	74.00	-34.90	HORIZONTAL Peak
2	4392.376	50.46	30.66	4.70	36.81	49.01	74.00	-24.99	HORIZONTAL Peak
3	4960.000	48.52	31.65	5.65	36.84	48.98	74.00	-25.02	HORIZONTAL Peak
4	6855.063	49.02	34.78	5.82	37.15	52.47	74.00	-21.53	HORIZONTAL Peak
5	7440.000	48.10	36.27	6.22	37.47	53.12	74.00	-20.88	HORIZONTAL Peak
6	9920.000	44.98	38.65	6.96	37.40	53.19	74.00	-20.81	HORIZONTAL Peak



Unless otherwise agreed in writing, this document is issued by the Company subject to its General Conditions of Service printed overleaf, available on request or accessible at <http://www.sgs.com/en/Terms-and-Conditions.aspx> and, for electronic format documents, subject to Terms and Conditions for Electronic Documents at <http://www.sgs.com/en/Terms-and-Conditions/Terms-e-Documents.aspx>. Attention is drawn to the limitation of liability, indemnification and jurisdiction issues defined therein. Any holder of this document is advised that information contained hereon reflects the Company's findings at the time of its intervention only and within the limits of Client's instructions, if any. The Company's sole responsibility is to its Client and this document does not exonerate parties to a transaction from exercising all their rights and obligations under the transaction documents. This document cannot be reproduced except in full, without prior written approval of the Company. Any unauthorized alteration, forgery or falsification of the content or appearance of this document is unlawful and offenders may be prosecuted to the fullest extent of the law. Unless otherwise stated the results shown in this test report refer only to the sample(s) tested and such sample(s) are retained for 30 days only.

Test Mode: 12; Polarity: Vertical; Modulation:GFSK; ; Channel:High



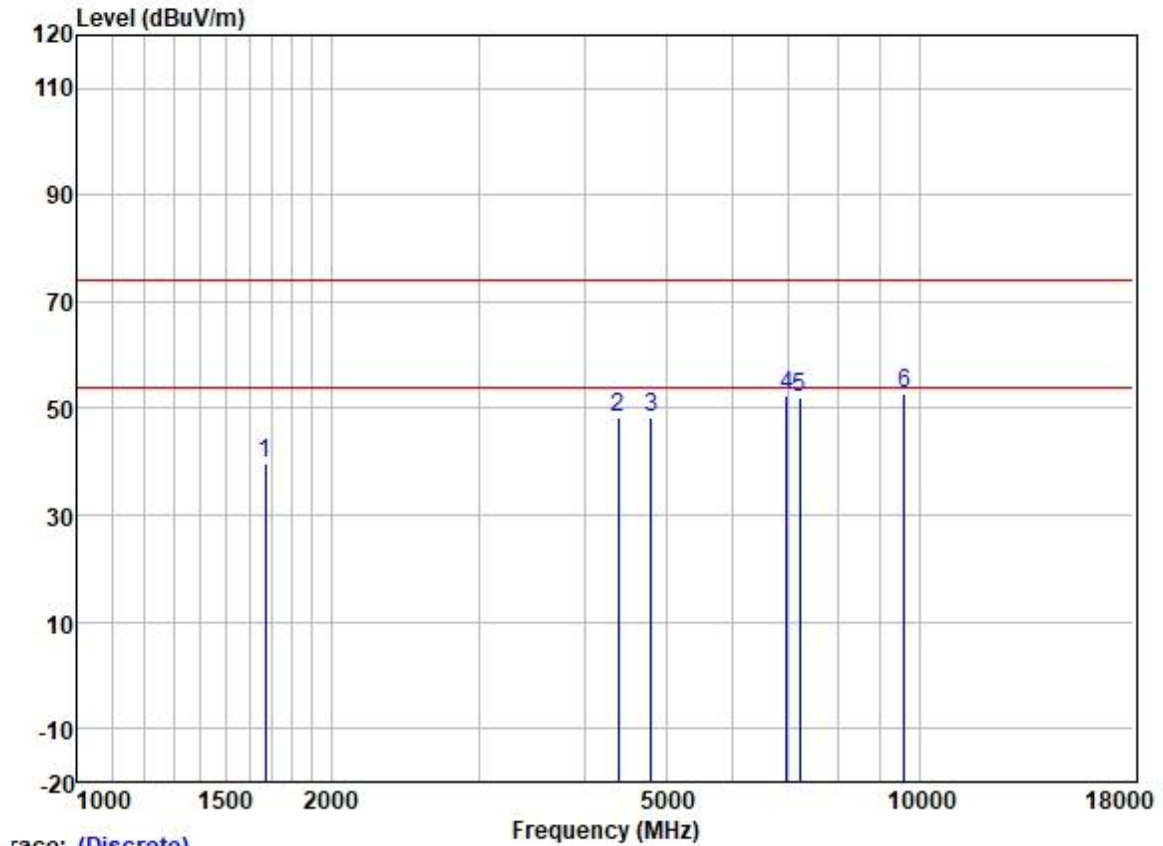
Trace: (Discrete)

	Read	Antenna	Cable	Preamp		Limit	Over			
	Freq	Level	Factor	Loss	Factor	Level	Line	Limit	Pol/Phase	Remark
	MHz	dBuV	dB/m	dB	dB	dBuV/m	dBuV/m	dB		
1	1663.137	48.69	25.65	2.80	37.91	39.23	74.00	-34.77	VERTICAL	Peak
2	4304.400	51.11	30.48	4.65	36.81	49.43	74.00	-24.57	VERTICAL	Peak
3	4960.000	47.81	31.65	5.65	36.84	48.27	74.00	-25.73	VERTICAL	Peak
4	6874.906	48.39	34.82	5.82	37.16	51.87	74.00	-22.13	VERTICAL	Peak
5	7440.000	47.70	36.27	6.22	37.47	52.72	74.00	-21.28	VERTICAL	Peak
6	9920.000	45.05	38.65	6.96	37.40	53.26	74.00	-20.74	VERTICAL	Peak



Unless otherwise agreed in writing, this document is issued by the Company subject to its General Conditions of Service printed overleaf, available on request or accessible at <http://www.sgs.com/en/Terms-and-Conditions.aspx> and, for electronic format documents, subject to Terms and Conditions for Electronic Documents at <http://www.sgs.com/en/terms-and-Conditions/Terms-e-Documents.aspx>. Attention is drawn to the limitation of liability, indemnification and jurisdiction issues defined therein. Any holder of this document is advised that information contained hereon reflects the Company's findings at the time of its intervention only and within the limits of Client's instructions, if any. The Company's sole responsibility is to its Client and this document does not exonerate parties to a transaction from exercising all their rights and obligations under the transaction documents. This document cannot be reproduced except in full, without prior written approval of the Company. Any unauthorized alteration, forgery or falsification of the content or appearance of this document is unlawful and offenders may be prosecuted to the fullest extent of the law. Unless otherwise stated the results shown in this test report refer only to the sample(s) tested and such sample(s) are retained for 30 days only.

Test Mode: 13; Polarity: Horizontal; Modulation:GFSK; ; Channel:Low



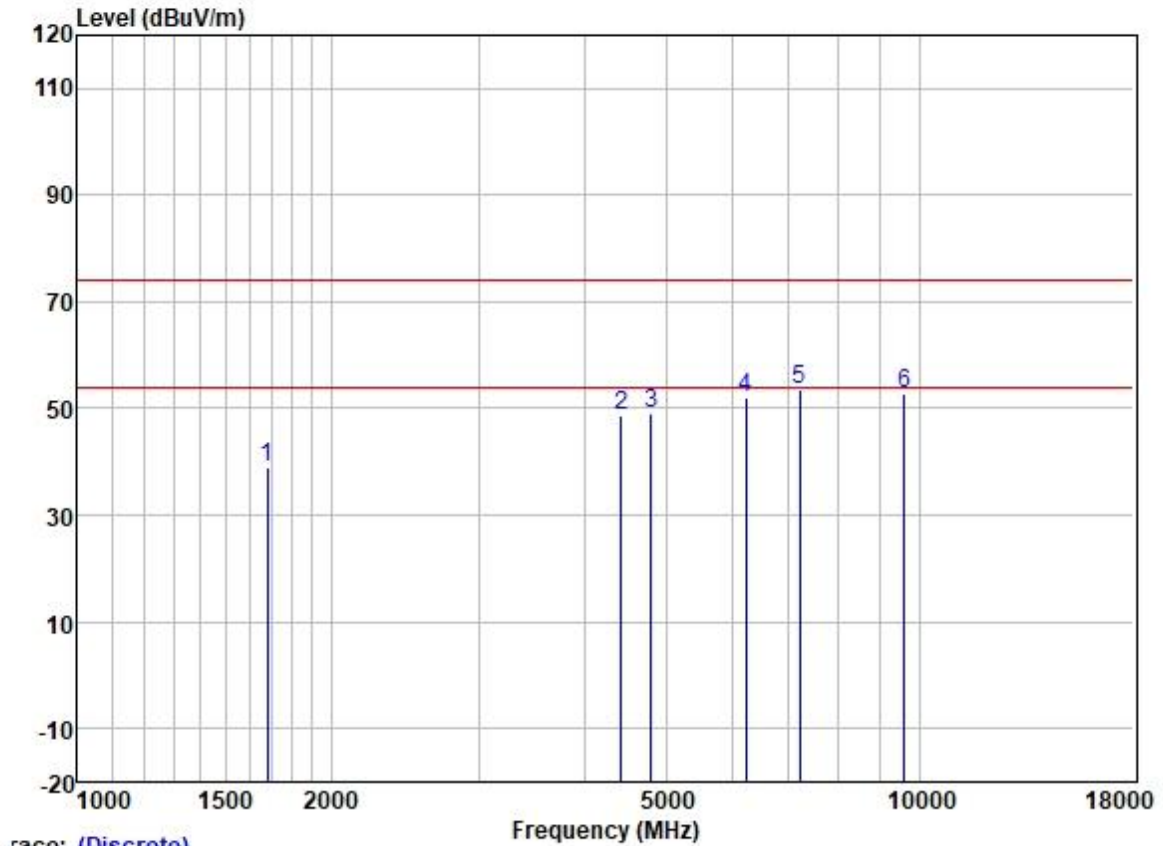
Trace: (Discrete)

	Read	Antenna	Cable	Preamp		Limit	Over		
	Freq	Level	Factor	Loss	Factor	Level	Line	Limit	Pol/Phase
	MHz	dBuV	dB/m	dB	dB	dBuV/m	dBuV/m	dB	
1	1672.779	49.01	25.67	2.80	37.91	39.57	74.00	-34.43	HORIZONTAL Peak
2	4392.376	49.62	30.66	4.70	36.81	48.17	74.00	-25.83	HORIZONTAL Peak
3	4804.000	48.43	31.42	5.40	36.83	48.42	74.00	-25.58	HORIZONTAL Peak
4	6954.852	48.83	34.95	5.81	37.21	52.38	74.00	-21.62	HORIZONTAL Peak
5	7206.000	48.09	35.54	5.98	37.38	52.23	74.00	-21.77	HORIZONTAL Peak
6	9608.000	44.69	38.37	7.07	37.42	52.71	74.00	-21.29	HORIZONTAL Peak



Unless otherwise agreed in writing, this document is issued by the Company subject to its General Conditions of Service printed overleaf, available on request or accessible at <http://www.sgs.com/en/Terms-and-Conditions.aspx> and, for electronic format documents, subject to Terms and Conditions for Electronic Documents at <http://www.sgs.com/en/terms-and-Conditions/Terms-e-Documents.aspx>. Attention is drawn to the limitation of liability, indemnification and jurisdiction issues defined therein. Any holder of this document is advised that information contained hereon reflects the Company's findings at the time of its intervention only and within the limits of Client's instructions, if any. The Company's sole responsibility is to its Client and this document does not exonerate parties to a transaction from exercising all their rights and obligations under the transaction documents. This document cannot be reproduced except in full, without prior written approval of the Company. Any unauthorized alteration, forgery or falsification of the content or appearance of this document is unlawful and offenders may be prosecuted to the fullest extent of the law. Unless otherwise stated the results shown in this test report refer only to the sample(s) tested and such sample(s) are retained for 30 days only.

Test Mode: 13; Polarity: Vertical; Modulation:GFSK; ; Channel:Low



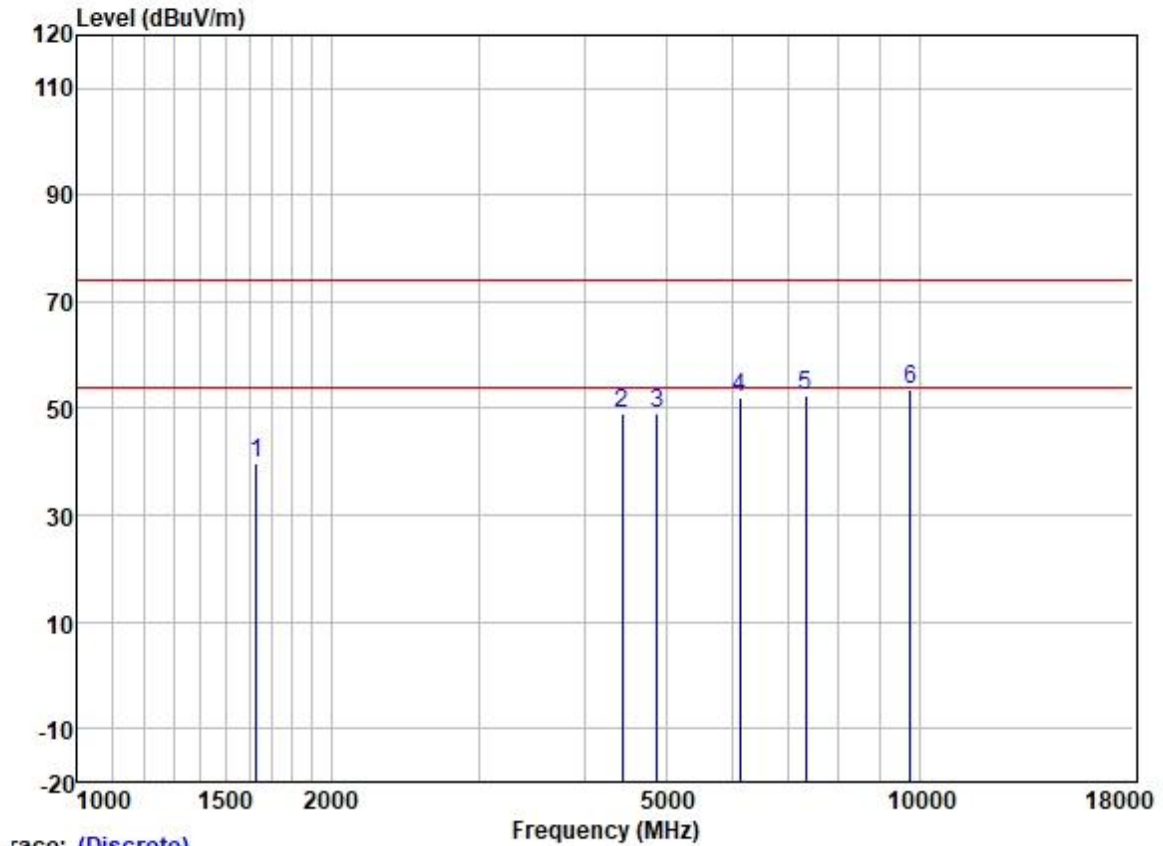
Trace: (Discrete)

	Read	Antenna	Cable	Preamp		Limit	Over			
	Freq	Level	Factor	Loss	Factor	Level	Line	Limit	Pol/Phase	Remark
	MHz	dBuV	dB/m	dB	dB	dBuV/m	dBuV/m	dB		
1	1682.477	48.40	25.68	2.80	37.91	38.97	74.00	-35.03	VERTICAL	Peak
2	4430.628	50.03	30.72	4.78	36.81	48.72	74.00	-25.28	VERTICAL	Peak
3	4804.000	49.22	31.42	5.40	36.83	49.21	74.00	-24.79	VERTICAL	Peak
4	6231.427	49.88	33.11	6.04	36.94	52.09	74.00	-21.91	VERTICAL	Peak
5	7206.000	49.44	35.54	5.98	37.38	53.58	74.00	-20.42	VERTICAL	Peak
6	9608.000	44.90	38.37	7.07	37.42	52.92	74.00	-21.08	VERTICAL	Peak



Unless otherwise agreed in writing, this document is issued by the Company subject to its General Conditions of Service printed overleaf, available on request or accessible at <http://www.sgs.com/en/Terms-and-Conditions.aspx> and, for electronic format documents, subject to Terms and Conditions for Electronic Documents at <http://www.sgs.com/en/Terms-and-Conditions/Terms-e-Documents.aspx>. Attention is drawn to the limitation of liability, indemnification and jurisdiction issues defined therein. Any holder of this document is advised that information contained hereon reflects the Company's findings at the time of its intervention only and within the limits of Client's instructions, if any. The Company's sole responsibility is to its Client and this document does not exonerate parties to a transaction from exercising all their rights and obligations under the transaction documents. This document cannot be reproduced except in full, without prior written approval of the Company. Any unauthorized alteration, forgery or falsification of the content or appearance of this document is unlawful and offenders may be prosecuted to the fullest extent of the law. Unless otherwise stated the results shown in this test report refer only to the sample(s) tested and such sample(s) are retained for 30 days only.

Test Mode: 13; Polarity: Horizontal; Modulation:GFSK; ; Channel:middle



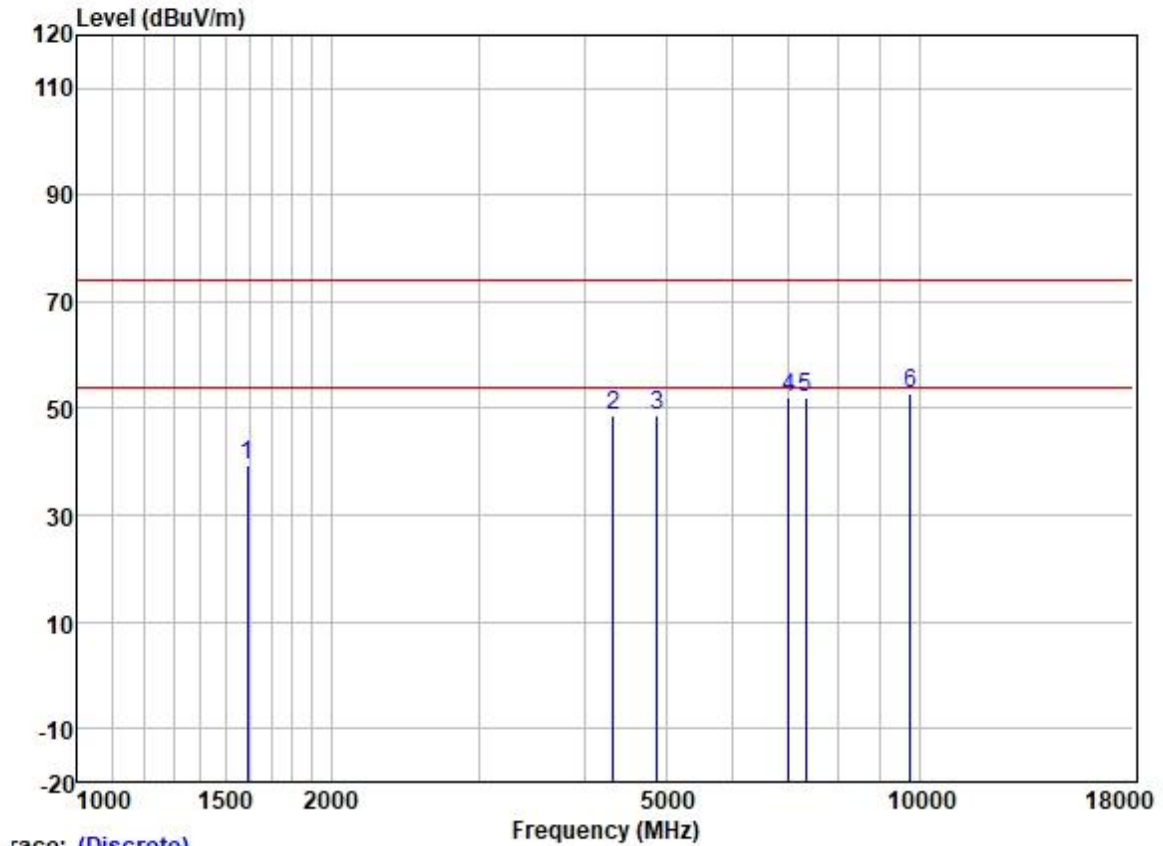
Trace: (Discrete)

	Read	Antenna	Cable	Preamp		Limit	Over			
	Freq	Level	Factor	Loss	Factor	Level	Line	Limit	Pol/Phase	Remark
	MHz	dBuV	dB/m	dB	dB	dBuV/m	dBuV/m	dB		
1	1629.825	49.29	25.61	2.80	37.95	39.75	74.00	-34.25	HORIZONTAL	Peak
2	4443.453	50.45	30.73	4.83	36.81	49.20	74.00	-24.80	HORIZONTAL	Peak
3	4880.000	48.86	31.54	5.50	36.84	49.06	74.00	-24.94	HORIZONTAL	Peak
4	6124.292	49.95	32.72	6.13	36.92	51.88	74.00	-22.12	HORIZONTAL	Peak
5	7320.000	47.57	36.00	6.13	37.43	52.27	74.00	-21.73	HORIZONTAL	Peak
6	9760.000	45.35	38.50	7.02	37.41	53.46	74.00	-20.54	HORIZONTAL	Peak



Unless otherwise agreed in writing, this document is issued by the Company subject to its General Conditions of Service printed overleaf, available on request or accessible at <http://www.sgs.com/en/Terms-and-Conditions.aspx> and, for electronic format documents, subject to Terms and Conditions for Electronic Documents at <http://www.sgs.com/en/terms-and-Conditions/Terms-e-Documents.aspx>. Attention is drawn to the limitation of liability, indemnification and jurisdiction issues defined therein. Any holder of this document is advised that information contained hereon reflects the Company's findings at the time of its intervention only and within the limits of Client's instructions, if any. The Company's sole responsibility is to its Client and this document does not exonerate parties to a transaction from exercising all their rights and obligations under the transaction documents. This document cannot be reproduced except in full, without prior written approval of the Company. Any unauthorized alteration, forgery or falsification of the content or appearance of this document is unlawful and offenders may be prosecuted to the fullest extent of the law. Unless otherwise stated the results shown in this test report refer only to the sample(s) tested and such sample(s) are retained for 30 days only.

Test Mode: 13; Polarity: Vertical; Modulation:GFSK; ; Channel:middle



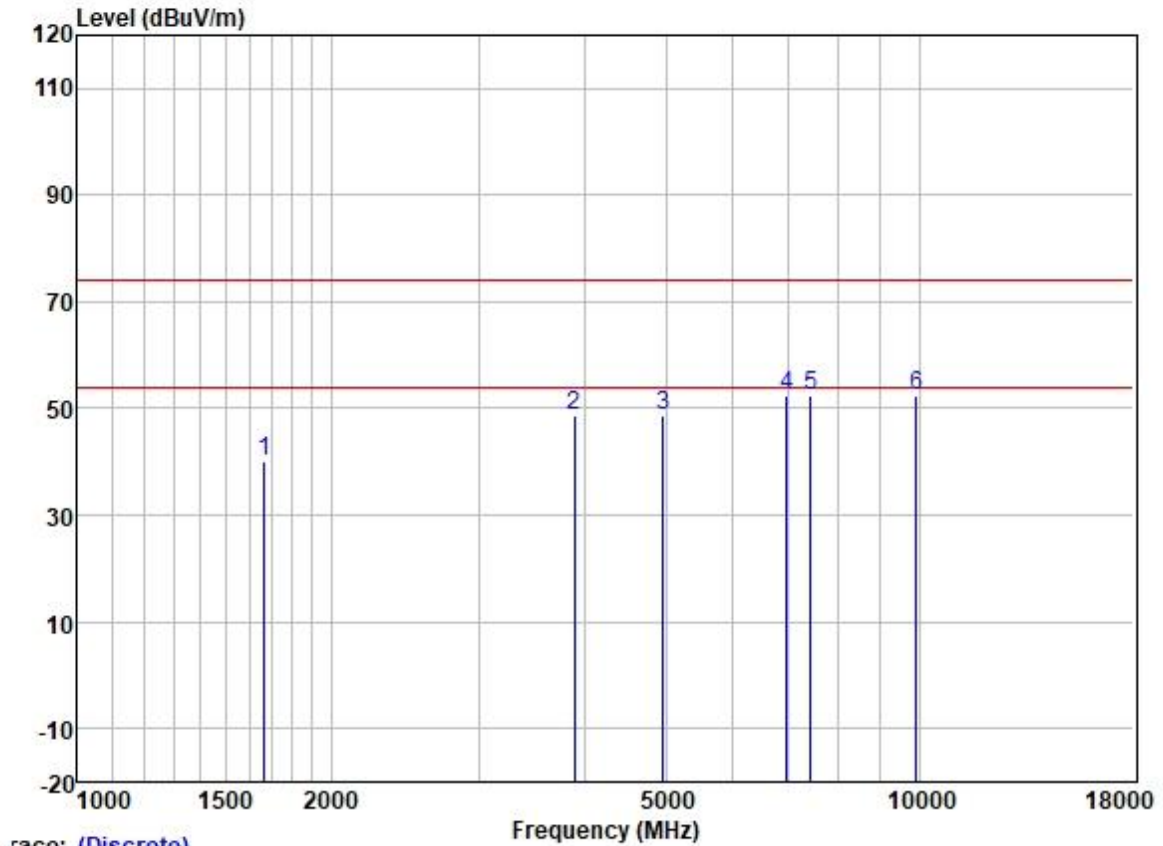
Trace: (Discrete)

	Read	Antenna	Cable	Preamp		Limit	Over			
	Freq	Level	Factor	Loss	Factor	Level	Line	Limit	Pol/Phase	Remark
	MHz	dBuV	dB/m	dB	dB	dBuV/m	dBuV/m	dB		
1	1592.571	49.02	25.57	2.80	37.98	39.41	74.00	-34.59	VERTICAL	Peak
2	4329.354	50.13	30.54	4.67	36.81	48.53	74.00	-25.47	VERTICAL	Peak
3	4880.000	48.38	31.54	5.50	36.84	48.58	74.00	-25.42	VERTICAL	Peak
4	6995.172	48.47	35.00	5.81	37.25	52.03	74.00	-21.97	VERTICAL	Peak
5	7320.000	47.32	36.00	6.13	37.43	52.02	74.00	-21.98	VERTICAL	Peak
6	9760.000	44.75	38.50	7.02	37.41	52.86	74.00	-21.14	VERTICAL	Peak



Unless otherwise agreed in writing, this document is issued by the Company subject to its General Conditions of Service printed overleaf, available on request or accessible at <http://www.sgs.com/en/Terms-and-Conditions.aspx> and, for electronic format documents, subject to Terms and Conditions for Electronic Documents at <http://www.sgs.com/en/Terms-and-Conditions/Terms-e-Documents.aspx>. Attention is drawn to the limitation of liability, indemnification and jurisdiction issues defined therein. Any holder of this document is advised that information contained hereon reflects the Company's findings at the time of its intervention only and within the limits of Client's instructions, if any. The Company's sole responsibility is to its Client and this document does not exonerate parties to a transaction from exercising all their rights and obligations under the transaction documents. This document cannot be reproduced except in full, without prior written approval of the Company. Any unauthorized alteration, forgery or falsification of the content or appearance of this document is unlawful and offenders may be prosecuted to the fullest extent of the law. Unless otherwise stated the results shown in this test report refer only to the sample(s) tested and such sample(s) are retained for 30 days only.

Test Mode: 13; Polarity: Horizontal; Modulation:GFSK; ; Channel:High



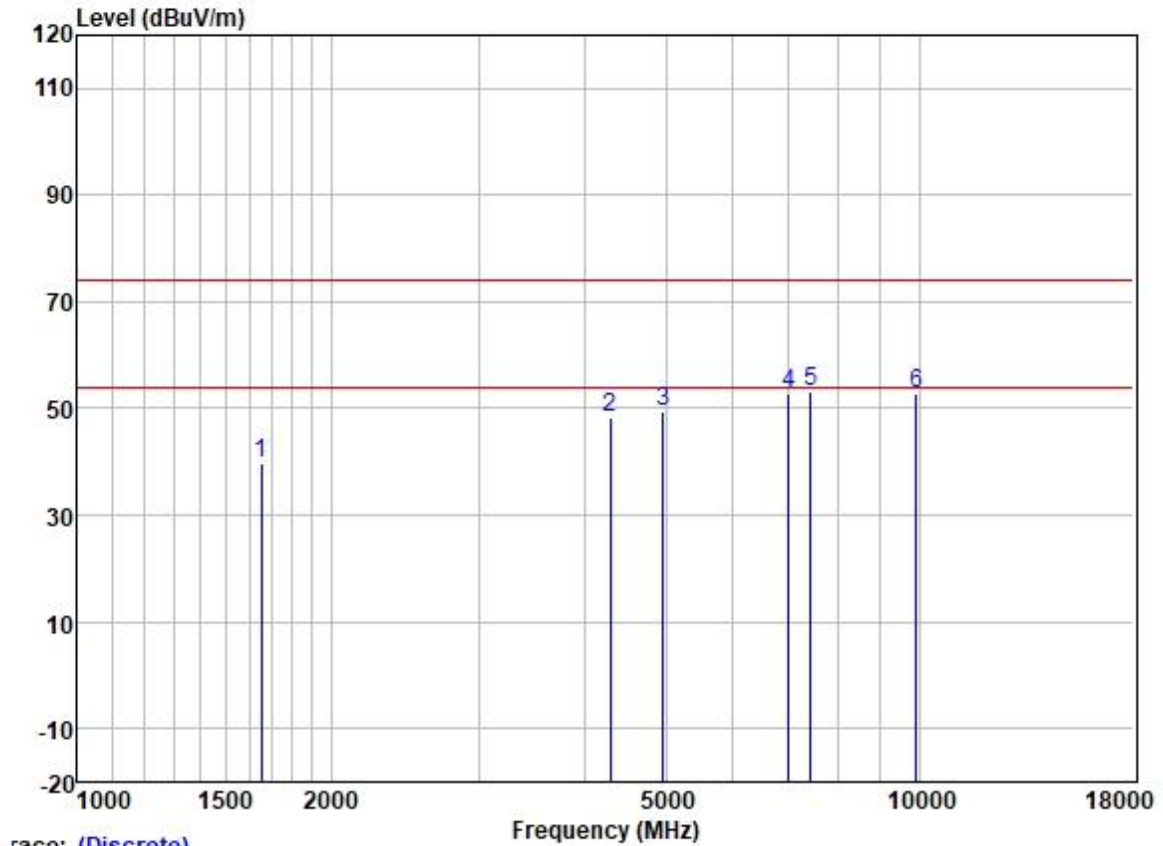
Trace: (Discrete)

	Read	Antenna	Cable	Preamp		Limit	Over			
	Freq	Level	Factor	Loss	Factor	Level	Line	Limit	Pol/Phase	Remark
	MHz	dBuV	dB/m	dB	dB	dBuV/m	dBuV/m	dB		
1	1667.951	49.39	25.66	2.80	37.91	39.94	74.00	-34.06	HORIZONTAL	Peak
2	3890.255	51.06	29.67	4.60	36.82	48.51	74.00	-25.49	HORIZONTAL	Peak
3	4960.000	48.22	31.65	5.65	36.84	48.68	74.00	-25.32	HORIZONTAL	Peak
4	6954.852	48.79	34.95	5.81	37.21	52.34	74.00	-21.66	HORIZONTAL	Peak
5	7440.000	47.32	36.27	6.22	37.47	52.34	74.00	-21.66	HORIZONTAL	Peak
6	9920.000	44.06	38.65	6.96	37.40	52.27	74.00	-21.73	HORIZONTAL	Peak



Unless otherwise agreed in writing, this document is issued by the Company subject to its General Conditions of Service printed overleaf, available on request or accessible at <http://www.sgs.com/en/Terms-and-Conditions.aspx> and, for electronic format documents, subject to Terms and Conditions for Electronic Documents at <http://www.sgs.com/en/Terms-and-Conditions/Terms-e-Documents.aspx>. Attention is drawn to the limitation of liability, indemnification and jurisdiction issues defined therein. Any holder of this document is advised that information contained hereon reflects the Company's findings at the time of its intervention only and within the limits of Client's instructions, if any. The Company's sole responsibility is to its Client and this document does not exonerate parties to a transaction from exercising all their rights and obligations under the transaction documents. This document cannot be reproduced except in full, without prior written approval of the Company. Any unauthorized alteration, forgery or falsification of the content or appearance of this document is unlawful and offenders may be prosecuted to the fullest extent of the law. Unless otherwise stated the results shown in this test report refer only to the sample(s) tested and such sample(s) are retained for 30 days only.

Test Mode: 13; Polarity: Vertical; Modulation:GFSK; ; Channel:High



Trace: (Discrete)

	Read	Antenna	Cable	Preamp		Limit	Over			
	Freq	Level	Factor	Loss	Factor	Level	Line	Limit	Pol/Phase	Remark
	MHz	dBuV	dB/m	dB	dB	dBuV/m	dBuV/m	dB		
1	1653.550	49.31	25.64	2.80	37.93	39.82	74.00	-34.18	VERTICAL	Peak
2	4291.977	49.95	30.45	4.64	36.81	48.23	74.00	-25.77	VERTICAL	Peak
3	4960.000	48.87	31.65	5.65	36.84	49.33	74.00	-24.67	VERTICAL	Peak
4	6995.172	49.23	35.00	5.81	37.25	52.79	74.00	-21.21	VERTICAL	Peak
5	7440.000	48.11	36.27	6.22	37.47	53.13	74.00	-20.87	VERTICAL	Peak
6	9920.000	44.76	38.65	6.96	37.40	52.97	74.00	-21.03	VERTICAL	Peak



Unless otherwise agreed in writing, this document is issued by the Company subject to its General Conditions of Service printed overleaf, available on request or accessible at <http://www.sgs.com/en/Terms-and-Conditions.aspx> and, for electronic format documents, subject to Terms and Conditions for Electronic Documents at <http://www.sgs.com/en/Terms-and-Conditions/Terms-e-Documents.aspx>. Attention is drawn to the limitation of liability, indemnification and jurisdiction issues defined therein. Any holder of this document is advised that information contained hereon reflects the Company's findings at the time of its intervention only and within the limits of Client's instructions, if any. The Company's sole responsibility is to its Client and this document does not exonerate parties to a transaction from exercising all their rights and obligations under the transaction documents. This document cannot be reproduced except in full, without prior written approval of the Company. Any unauthorized alteration, forgery or falsification of the content or appearance of this document is unlawful and offenders may be prosecuted to the fullest extent of the law. Unless otherwise stated the results shown in this test report refer only to the sample(s) tested and such sample(s) are retained for 30 days only.

## 8 Test Setup Photo

Refer to Appendix\_SetupPhoto for GZCR2112021536AT

## 9 EUT Constructional Details (EUT Photos)

Refer to Appendix – External and Internal Photos for GZCR2112021536AT



Unless otherwise agreed in writing, this document is issued by the Company subject to its General Conditions of Service printed overleaf, available on request or accessible at <http://www.sgs.com/en/Terms-and-Conditions.aspx> and, for electronic format documents, subject to Terms and Conditions for Electronic Documents at <http://www.sgs.com/en/terms-and-Conditions/Terms-e-Documents.aspx>. Attention is drawn to the limitation of liability, indemnification and jurisdiction issues defined therein. Any holder of this document is advised that information contained hereon reflects the Company's findings at the time of its intervention only and within the limits of Client's instructions, if any. The Company's sole responsibility is to its Client and this document does not exonerate parties to a transaction from exercising all their rights and obligations under the transaction documents. This document cannot be reproduced except in full, without prior written approval of the Company. Any unauthorized alteration, forgery or falsification of the content or appearance of this document is unlawful and offenders may be prosecuted to the fullest extent of the law. Unless otherwise stated the results shown in this test report refer only to the sample(s) tested and such sample(s) are retained for 30 days only.

Attention: To check the authenticity of testing /inspection report & certificate, please contact us at telephone: (86-755) 8307 1443, or email: [CN.Doccheck@sgs.com](mailto:CN.Doccheck@sgs.com)

## 10 Appendix

### For right earbuds:

#### 1. Duty Cycle

##### 1.1 Ant1

##### 1.1.1 Test Result

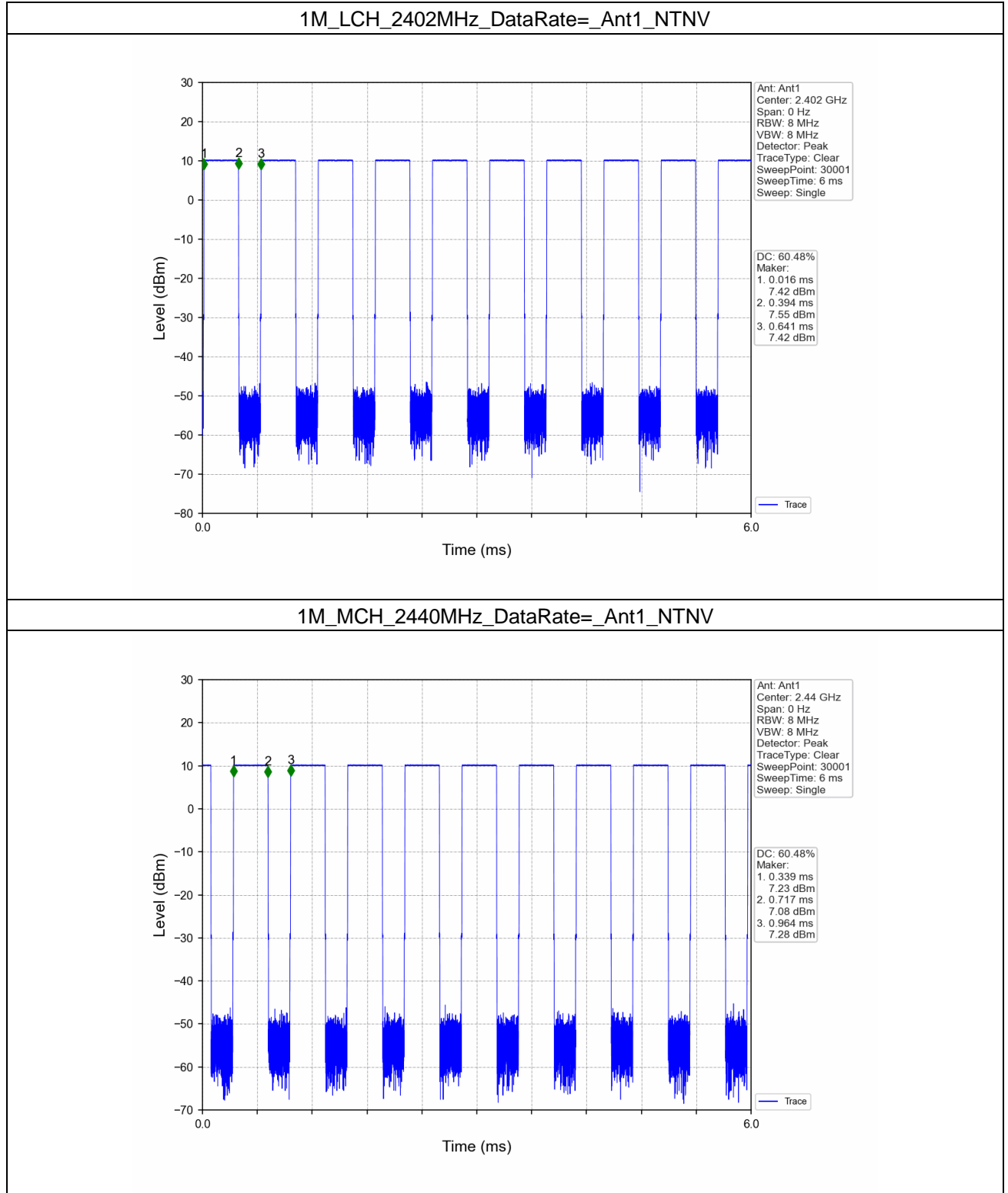
Ant1							
Mode	TX Type	Frequency (MHz)	T_on (ms)	Period (ms)	Duty Cycle (%)	Duty Cycle Correction Factor (dB)	Max. DC Variation (%)
1M	SISO	2402	0.378	0.625	60.48	2.18	0.00
		2440	0.378	0.625	60.48	2.18	0.00
		2480	0.378	0.625	60.48	2.18	0.02
2M	SISO	2402	0.194	0.625	31.04	5.08	0.00
		2440	0.194	0.625	31.04	5.08	0.00
		2480	0.193	0.625	30.88	5.10	0.00



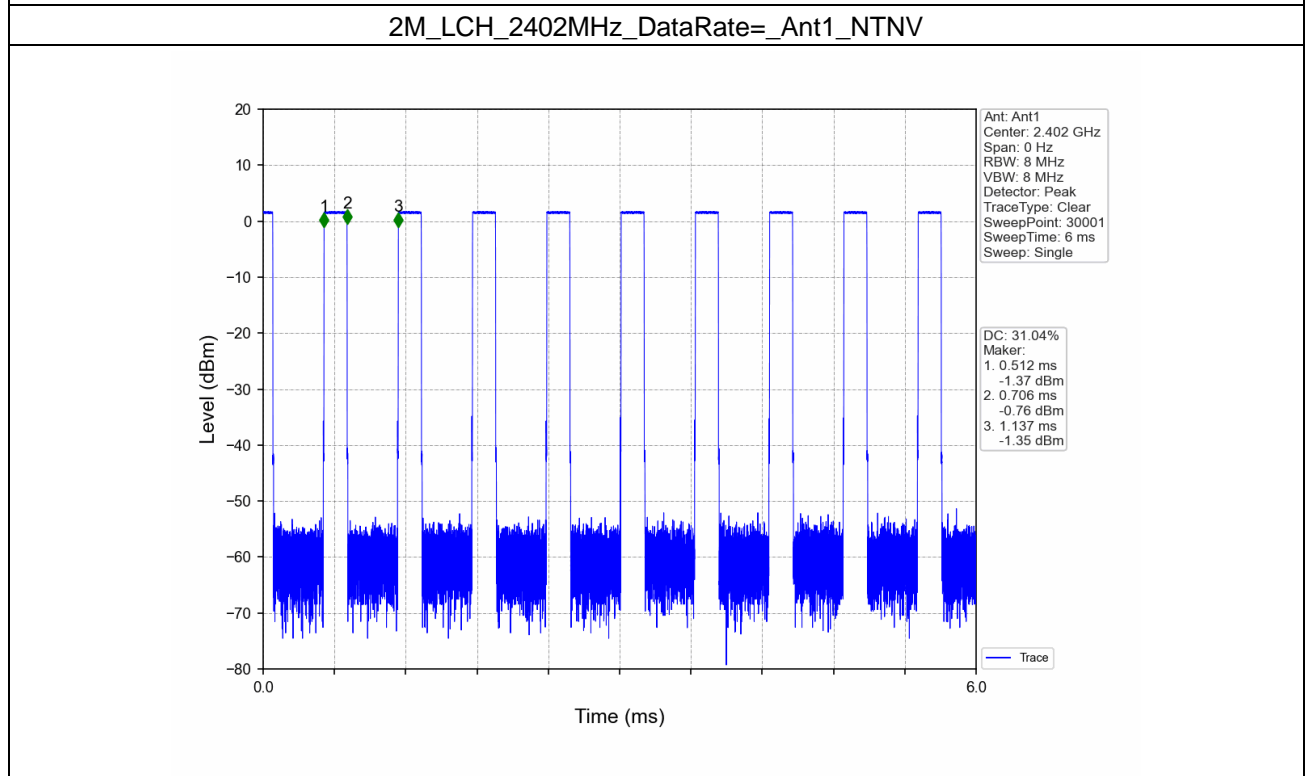
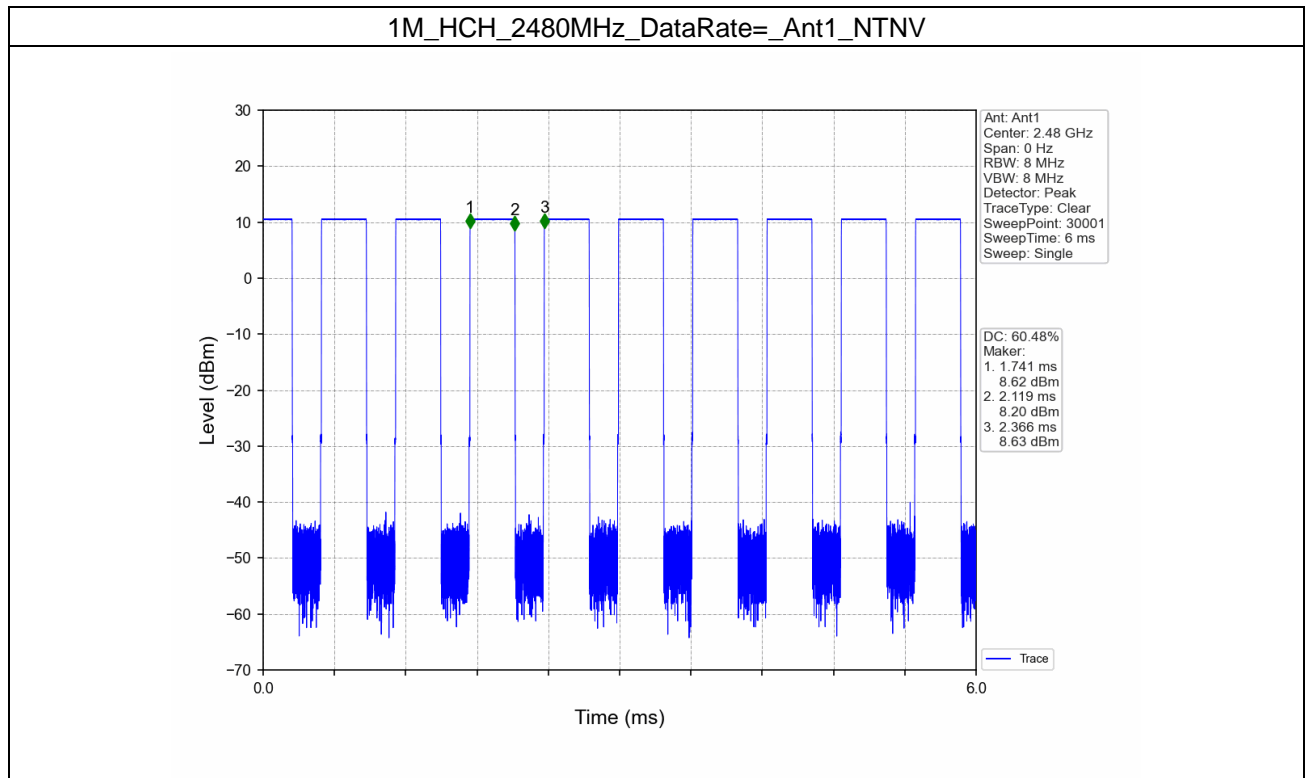
Unless otherwise agreed in writing, this document is issued by the Company subject to its General Conditions of Service printed overleaf, available on request or accessible at <http://www.sgs.com/en/Terms-and-Conditions.aspx> and, for electronic format documents, subject to Terms and Conditions for Electronic Documents at <http://www.sgs.com/en/terms-and-Conditions/Terms-e-Documents.aspx>. Attention is drawn to the limitation of liability, indemnification and jurisdiction issues defined therein. Any holder of this document is advised that information contained hereon reflects the Company's findings at the time of its intervention only and within the limits of Client's instructions, if any. The Company's sole responsibility is to its Client and this document does not exonerate parties to a transaction from exercising all their rights and obligations under the transaction documents. This document cannot be reproduced except in full, without prior written approval of the Company. Any unauthorized alteration, forgery or falsification of the content or appearance of this document is unlawful and offenders may be prosecuted to the fullest extent of the law. Unless otherwise stated the results shown in this test report refer only to the sample(s) tested and such sample(s) are retained for 30 days only.

Attention: To check the authenticity of testing /inspection report & certificate, please contact us at telephone: (86-755) 8307 1443, or email: [CN.Doccheck@sgs.com](mailto:CN.Doccheck@sgs.com)

### 1.1.2 Test Graph



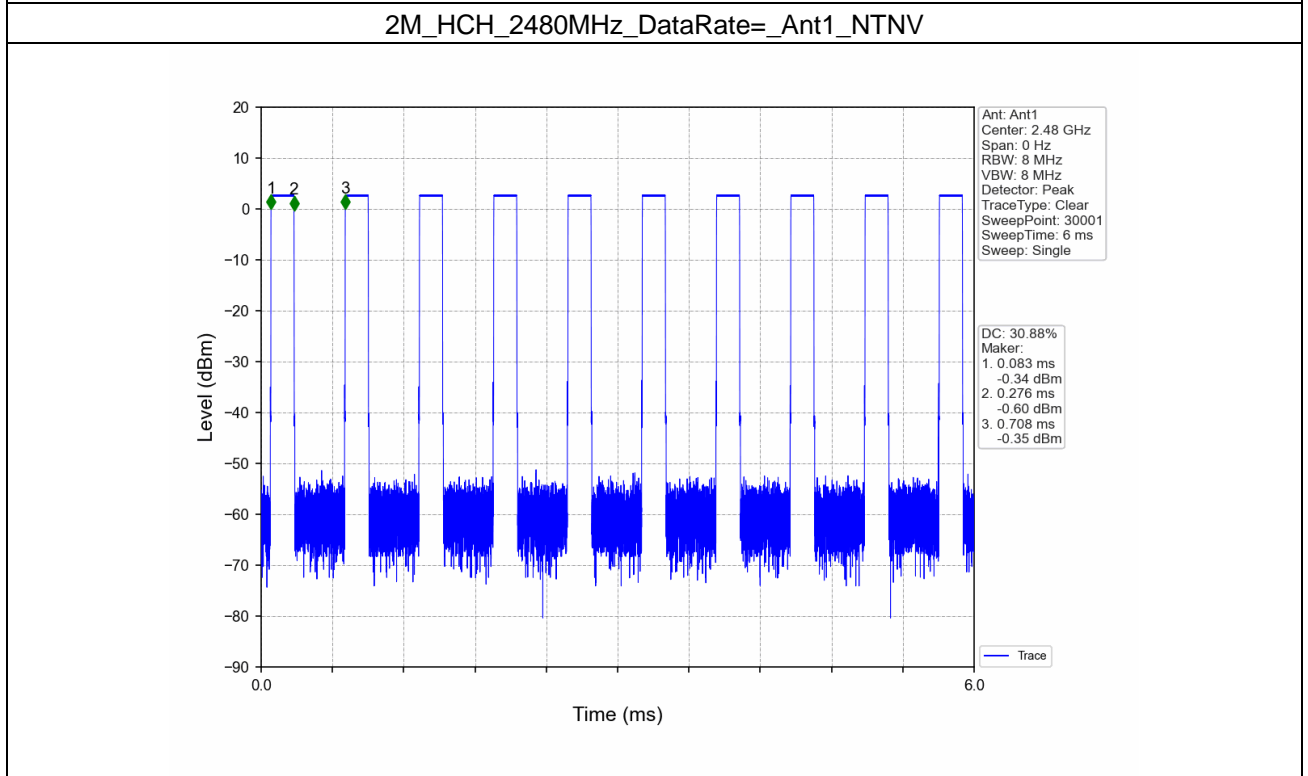
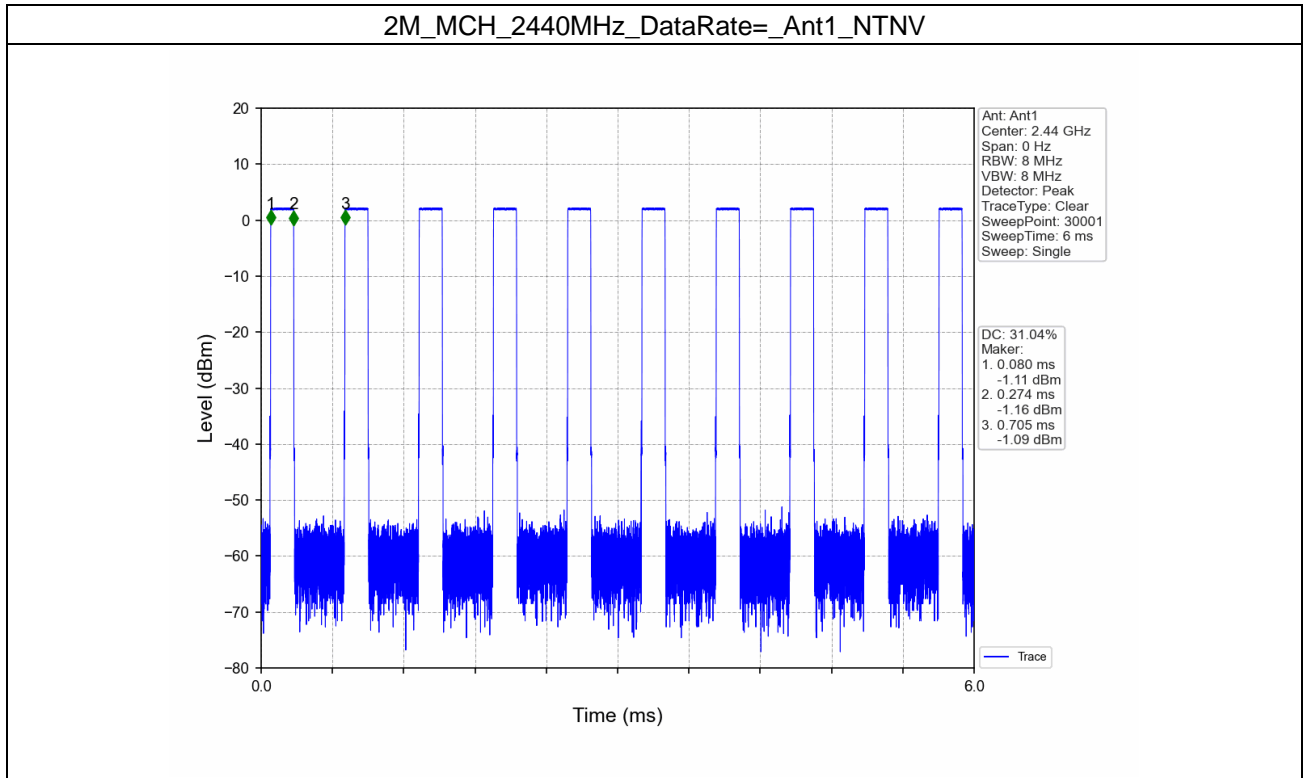
Unless otherwise agreed in writing, this document is issued by the Company subject to its General Conditions of Service printed overleaf, available on request or accessible at <http://www.sgs.com/en/Terms-and-Conditions.aspx> and, for electronic format documents, subject to Terms and Conditions for Electronic Documents at <http://www.sgs.com/en/terms-and-Conditions/Terms-e-Documents.aspx>. Attention is drawn to the limitation of liability, indemnification and jurisdiction issues defined therein. Any holder of this document is advised that information contained hereon reflects the Company's findings at the time of its intervention only and within the limits of Client's instructions, if any. The Company's sole responsibility is to its Client and this document does not exonerate parties to a transaction from exercising all their rights and obligations under the transaction documents. This document cannot be reproduced except in full, without prior written approval of the Company. Any unauthorized alteration, forgery or falsification of the content or appearance of this document is unlawful and offenders may be prosecuted to the fullest extent of the law. Unless otherwise stated the results shown in this test report refer only to the sample(s) tested and such sample(s) are retained for 30 days only.



Unless otherwise agreed in writing, this document is issued by the Company subject to its General Conditions of Service printed overleaf, available on request or accessible at <http://www.sgs.com/en/Terms-and-Conditions.aspx> and, for electronic format documents, subject to Terms and Conditions for Electronic Documents at <http://www.sgs.com/en/terms-and-conditions/terms-e-document.aspx>. Attention is drawn to the limitation of liability, indemnification and jurisdiction issues defined therein. Any holder of this document is advised that information contained herein reflects the Company's findings at the time of its intervention only and within the limits of Client's instructions, if any. The Company's sole responsibility is to its Client and this document does not exonerate parties to a transaction from exercising all their rights and obligations under the transaction documents. This document cannot be reproduced except in full, without prior written approval of the Company. Any unauthorized alteration, forgery or falsification of the content or appearance of this document is unlawful and offenders may be prosecuted to the fullest extent of the law. Unless otherwise stated the results shown in this test report refer only to the sample(s) tested and such sample(s) are retained for 30 days only.

Attention: To check the authenticity of testing /inspection report & certificate, please contact us at telephone: (86-755) 8307 1443, or email: CN.Doccheck@sgs.com

SGS-CSTC Standards Technical Services Co., Ltd. No.198 Kezhu Road, Sciotech Park, Guangzhou Economic & Technology Development District, Guangzhou, China 510663 t (86-20) 82155555 f (86-20) 82075058 www.sgs.com.cn  
Guangzhou Branch Technical Services Co., Ltd. EEC Laboratory. 中国·广州·经济技术开发区科学城科珠路198号 邮编: 510663 t (86-20) 82155555 f (86-20) 82075058 sgs.china@sgs.com



Unless otherwise agreed in writing, this document is issued by the Company subject to its General Conditions of Service printed overleaf, available on request or accessible at <http://www.sgs.com/en/Terms-and-Conditions.aspx> and, for electronic format documents, subject to Terms and Conditions for Electronic Documents at <http://www.sgs.com/en/terms-and-conditions/terms-e-document.aspx>. Attention is drawn to the limitation of liability, indemnification and jurisdiction issues defined therein. Any holder of this document is advised that information contained herein reflects the Company's findings at the time of its intervention only and within the limits of Client's instructions, if any. The Company's sole responsibility is to its Client and this document does not exonerate parties to a transaction from exercising all their rights and obligations under the transaction documents. This document cannot be reproduced except in full, without prior written approval of the Company. Any unauthorized alteration, forgery or falsification of the content or appearance of this document is unlawful and offenders may be prosecuted to the fullest extent of the law. Unless otherwise stated the results shown in this test report refer only to the sample(s) tested and such sample(s) are retained for 30 days only.

Attention: To check the authenticity of testing /inspection report & certificate, please contact us at telephone: (86-755) 8307 1443, or email: CN.Doccheck@sgs.com

SGS-CSTC Standards Technical Services Co., Ltd. No.198 Kezhu Road, Sciotech Park, Guangzhou Economic & Technology Development District, Guangzhou, China 510663 t (86-20) 82155555 f (86-20) 82075058 www.sgsgroup.com.cn  
 Guangzhou branch Technical Services Co., Ltd. EEC Laboratory, 中国·广州·经济技术开发区科学城科珠路198号 邮编: 510663 t (86-20) 82155555 f (86-20) 82075058 sgs.china@sgs.com

## 2. Bandwidth

### 2.1 6dB BW

#### 2.1.1 Test Result

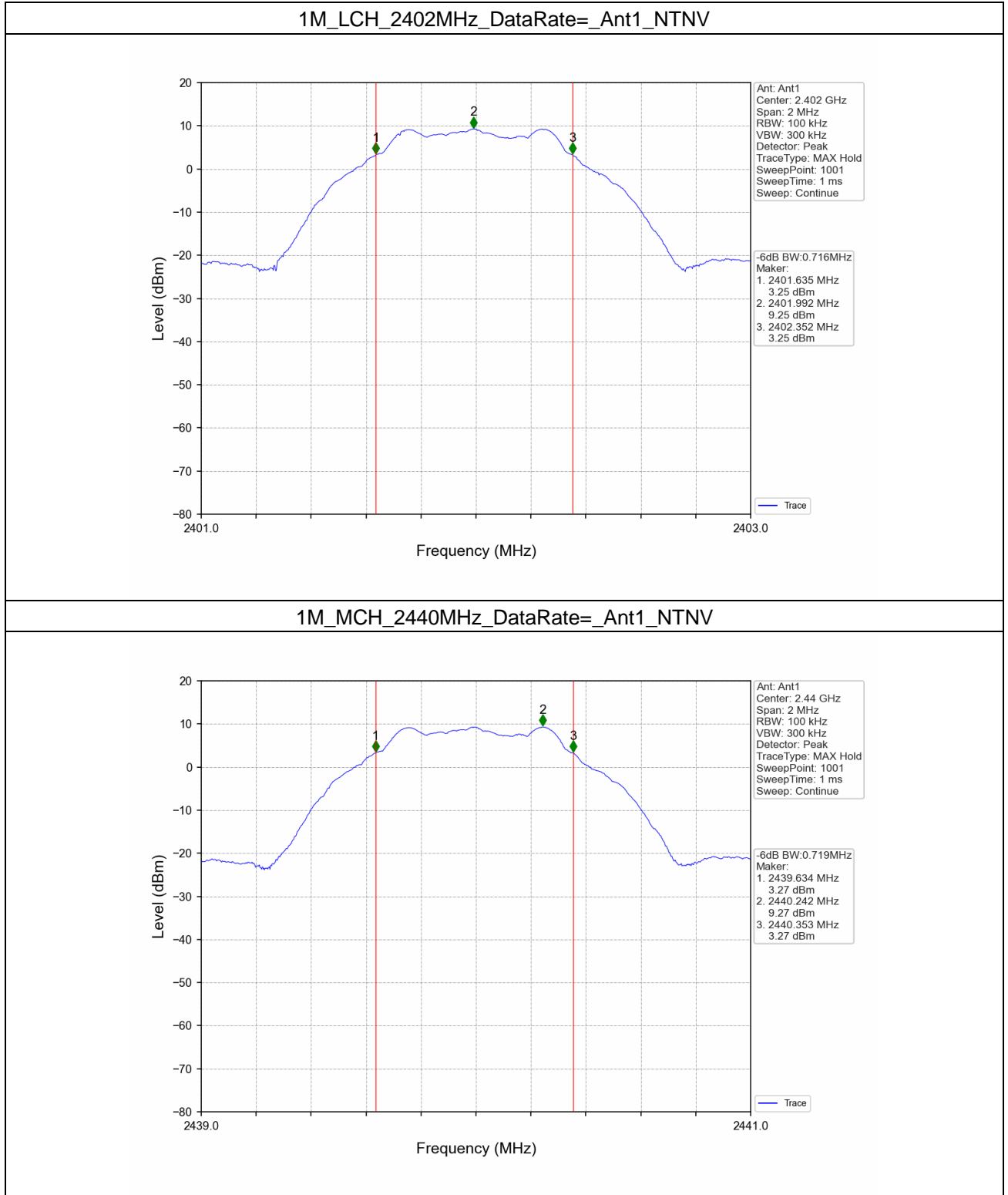
Mode	TX Type	Frequency (MHz)	Ant	6dB Bandwidth (MHz)		Verdict
				Result	Limit	
1M	SISO	2402	1	0.716	>=0.5	Pass
		2440	1	0.719	>=0.5	Pass
		2480	1	0.723	>=0.5	Pass
2M	SISO	2402	1	1.255	>=0.5	Pass
		2440	1	1.251	>=0.5	Pass
		2480	1	1.259	>=0.5	Pass



Unless otherwise agreed in writing, this document is issued by the Company subject to its General Conditions of Service printed overleaf, available on request or accessible at <http://www.sgs.com/en/Terms-and-Conditions.aspx> and, for electronic format documents, subject to Terms and Conditions for Electronic Documents at <http://www.sgs.com/en/terms-and-Conditions/Terms-e-Documents.aspx>. Attention is drawn to the limitation of liability, indemnification and jurisdiction issues defined therein. Any holder of this document is advised that information contained hereon reflects the Company's findings at the time of its intervention only and within the limits of Client's instructions, if any. The Company's sole responsibility is to its Client and this document does not exonerate parties to a transaction from exercising all their rights and obligations under the transaction documents. This document cannot be reproduced except in full, without prior written approval of the Company. Any unauthorized alteration, forgery or falsification of the content or appearance of this document is unlawful and offenders may be prosecuted to the fullest extent of the law. Unless otherwise stated the results shown in this test report refer only to the sample(s) tested and such sample(s) are retained for 30 days only.

Attention: To check the authenticity of testing /inspection report & certificate, please contact us at telephone: (86-755) 8307 1443, or email: [CN.Doccheck@sgs.com](mailto:CN.Doccheck@sgs.com)

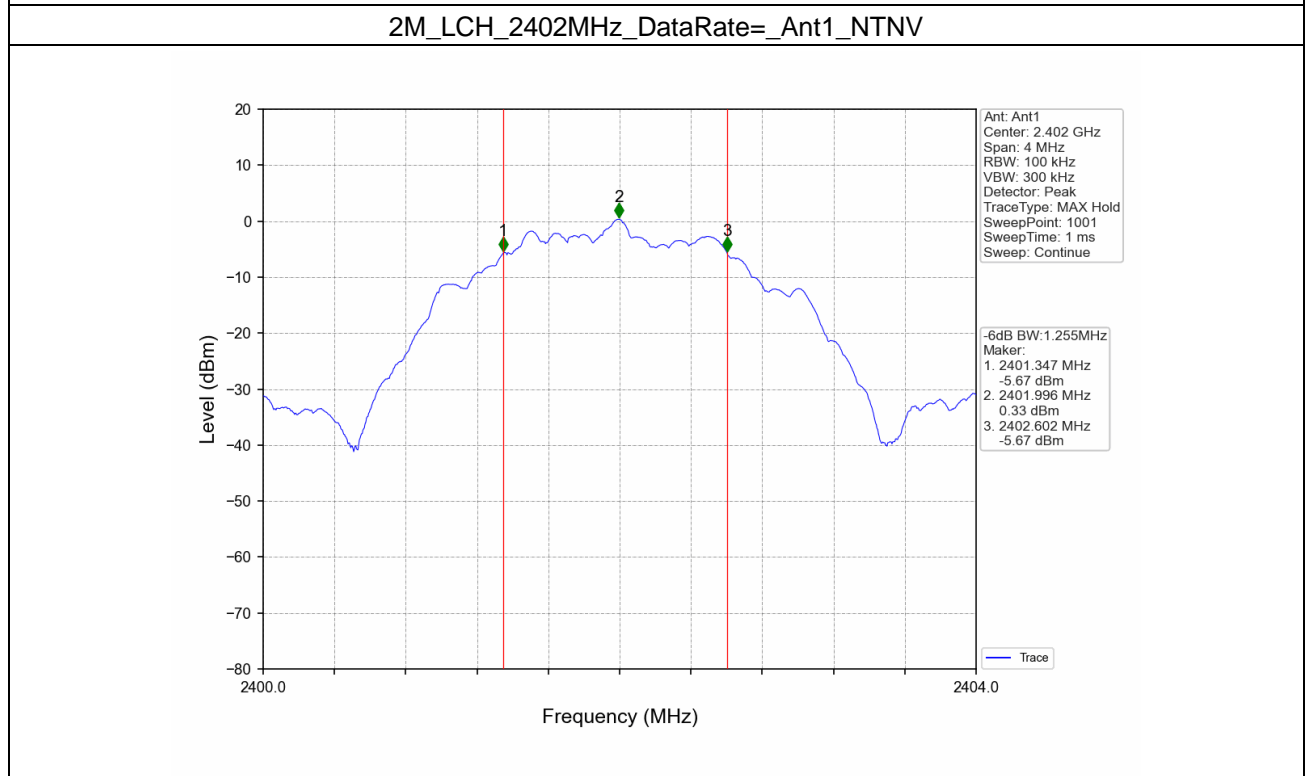
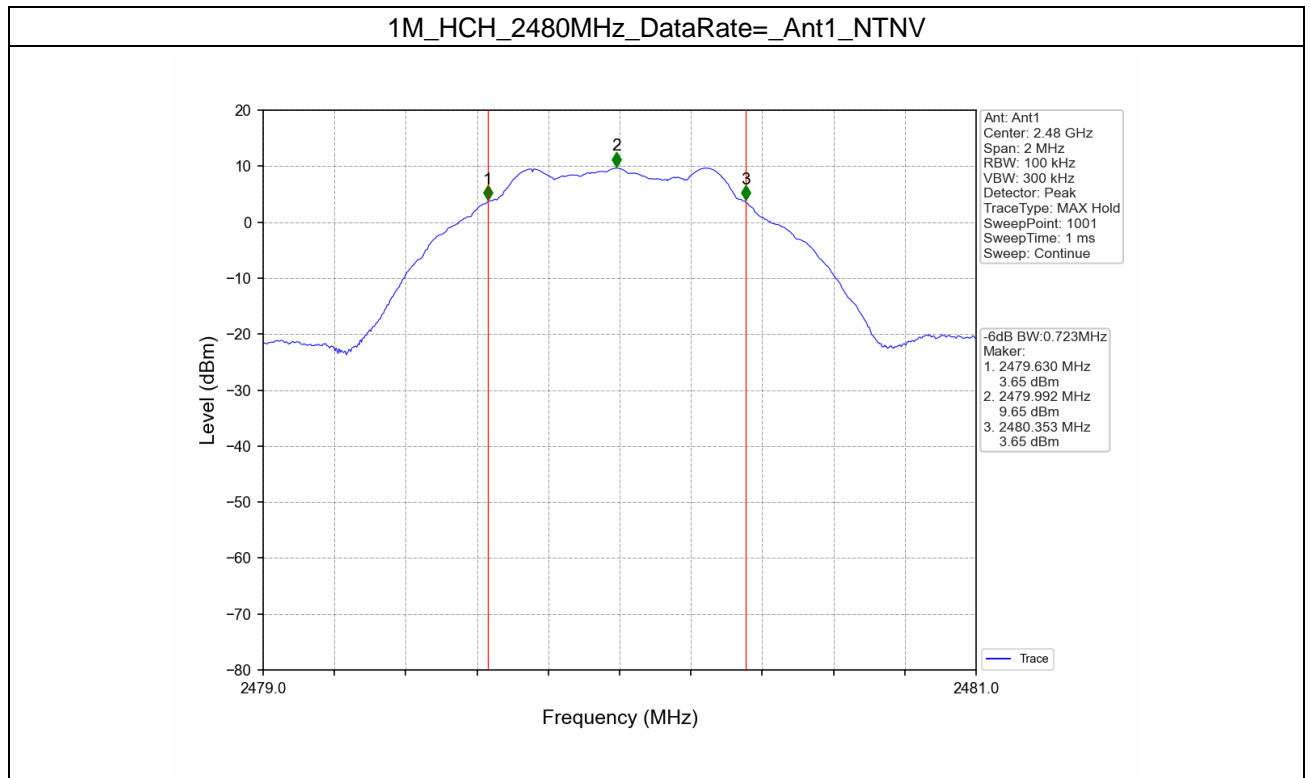
### 2.2.2 Test Graph



Unless otherwise agreed in writing, this document is issued by the Company subject to its General Conditions of Service printed overleaf, available on request or accessible at <http://www.sgs.com/en/Terms-and-Conditions.aspx> and, for electronic format documents, subject to Terms and Conditions for Electronic Documents at <http://www.sgs.com/en/terms-and-Conditions/Terms-e-Documents.aspx>. Attention is drawn to the limitation of liability, indemnification and jurisdiction issues defined therein. Any holder of this document is advised that information contained hereon reflects the Company's findings at the time of its intervention only and within the limits of Client's instructions, if any. The Company's sole responsibility is to its Client and this document does not exonerate parties to a transaction from exercising all their rights and obligations under the transaction documents. This document cannot be reproduced except in full, without prior written approval of the Company. Any unauthorized alteration, forgery or falsification of the content or appearance of this document is unlawful and offenders may be prosecuted to the fullest extent of the law. Unless otherwise stated the results shown in this test report refer only to the sample(s) tested and such sample(s) are retained for 30 days only.

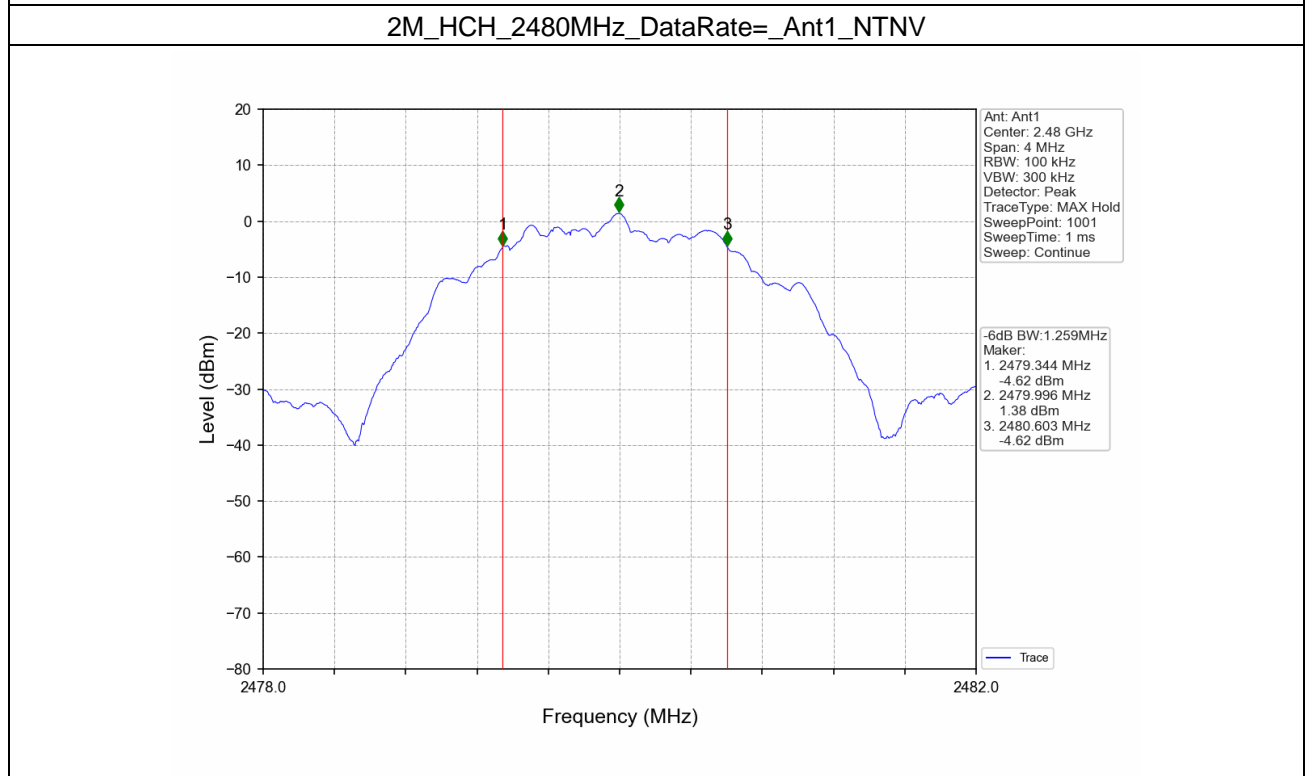
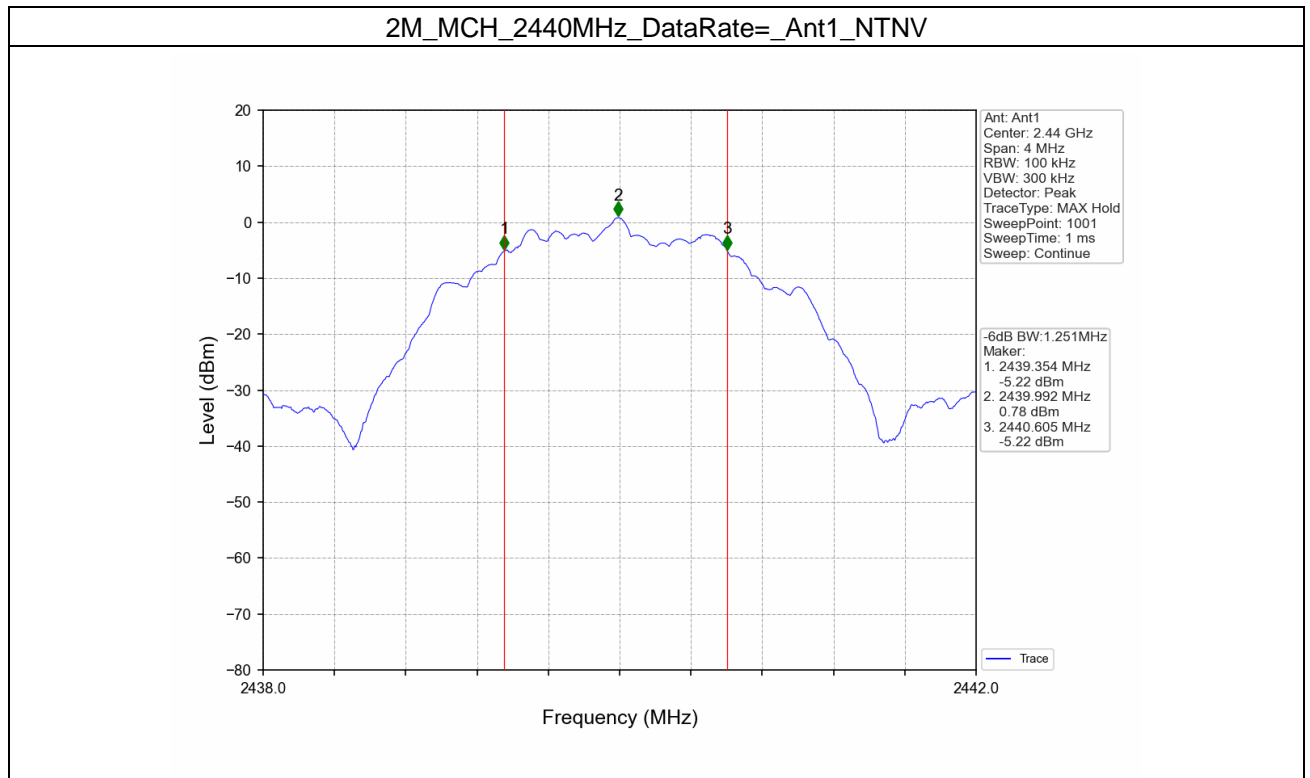
Attention: To check the authenticity of testing /inspection report & certificate, please contact us at telephone: (86-755) 8307 1443, or email: CN.Doccheck@sgs.com

SGS-CSTC Standards Technical Services Co., Ltd. No.198 Kezhu Road, Sciotech Park, Guangzhou Economic & Technology Development District, Guangzhou, China 510663 t (86-20) 82155555 f (86-20) 82075058 www.sgs.com.cn  
Guangzhou branch Testing Center EEC Laboratory, 中国·广州·经济技术开发区科学城科珠路198号 邮编: 510663 t (86-20) 82155555 f (86-20) 82075058 sgs.china@sgs.com



Unless otherwise agreed in writing, this document is issued by the Company subject to its General Conditions of Service printed overleaf, available on request or accessible at <http://www.sgs.com/en/Terms-and-Conditions.aspx> and, for electronic format documents, subject to Terms and Conditions for Electronic Documents at <http://www.sgs.com/en/terms-and-conditions/terms-e-Documents.aspx>. Attention is drawn to the limitation of liability, indemnification and jurisdiction issues defined therein. Any holder of this document is advised that information contained hereon reflects the Company's findings at the time of its intervention only and within the limits of Client's instructions, if any. The Company's sole responsibility is to its Client and this document does not exonerate parties to a transaction from exercising all their rights and obligations under the transaction documents. This document cannot be reproduced except in full, without prior written approval of the Company. Any unauthorized alteration, forgery or falsification of the content or appearance of this document is unlawful and offenders may be prosecuted to the fullest extent of the law. Unless otherwise stated the results shown in this test report refer only to the sample(s) tested and such sample(s) are retained for 30 days only.

Attention: To check the authenticity of testing /inspection report & certificate, please contact us at telephone: (86-755) 8307 1443, or email: CN.Doccheck@sgs.com



Unless otherwise agreed in writing, this document is issued by the Company subject to its General Conditions of Service printed overleaf, available on request or accessible at <http://www.sgs.com/en/Terms-and-Conditions.aspx> and, for electronic format documents, subject to Terms and Conditions for Electronic Documents at <http://www.sgs.com/en/terms-and-Conditions/Terms-e-Documents.aspx>. Attention is drawn to the limitation of liability, indemnification and jurisdiction issues defined therein. Any holder of this document is advised that information contained hereon reflects the Company's findings at the time of its intervention only and within the limits of Client's instructions, if any. The Company's sole responsibility is to its Client and this document does not exonerate parties to a transaction from exercising all their rights and obligations under the transaction documents. This document cannot be reproduced except in full, without prior written approval of the Company. Any unauthorized alteration, forgery or falsification of the content or appearance of this document is unlawful and offenders may be prosecuted to the fullest extent of the law. Unless otherwise stated the results shown in this test report refer only to the sample(s) tested and such sample(s) are retained for 30 days only.

Attention: To check the authenticity of testing /inspection report & certificate, please contact us at telephone: (86-755) 8307 1443, or email: CN.Doccheck@sgs.com

SGS-CSTC Standards Technical Services Co., Ltd. | No.198 Kezhu Road, Sciotech Park, Guangzhou Economic & Technology Development District, Guangzhou, China 510663 t (86-20) 82155555 f (86-20) 82075058 www.sgs.com.cn  
Guangzhou branch Technical Services Co., Ltd. | 中国·广州·经济技术开发区科学城科珠路198号 邮编: 510663 t (86-20) 82155555 f (86-20) 82075058 sgs.china@sgs.com

### 3. Maximum Conducted Output Power

#### 3.1 Power

##### 3.1.1 Test Result

Mode	TX Type	Frequency (MHz)	Maximum Peak Conducted Output Power (dBm)		Verdict
			Ant1	Limit	
1M	SISO	2402	9.25	<=30	Pass
		2440	9.40	<=30	Pass
		2480	9.86	<=30	Pass
2M	SISO	2402	1.56	<=30	Pass
		2440	2.01	<=30	Pass
		2480	2.63	<=30	Pass

### 4. Maximum Power Spectral Density

#### 4.1 PSD

##### 4.1.1 Test Result

Mode	TX Type	Frequency (MHz)	Maximum PSD (dBm/3kHz)		Verdict
			Ant1	Limit	
1M	SISO	2402	-5.91	<=8	Pass
		2440	-5.72	<=8	Pass
		2480	-5.28	<=8	Pass
2M	SISO	2402	-15.81	<=8	Pass
		2440	-15.40	<=8	Pass
		2480	-14.77	<=8	Pass

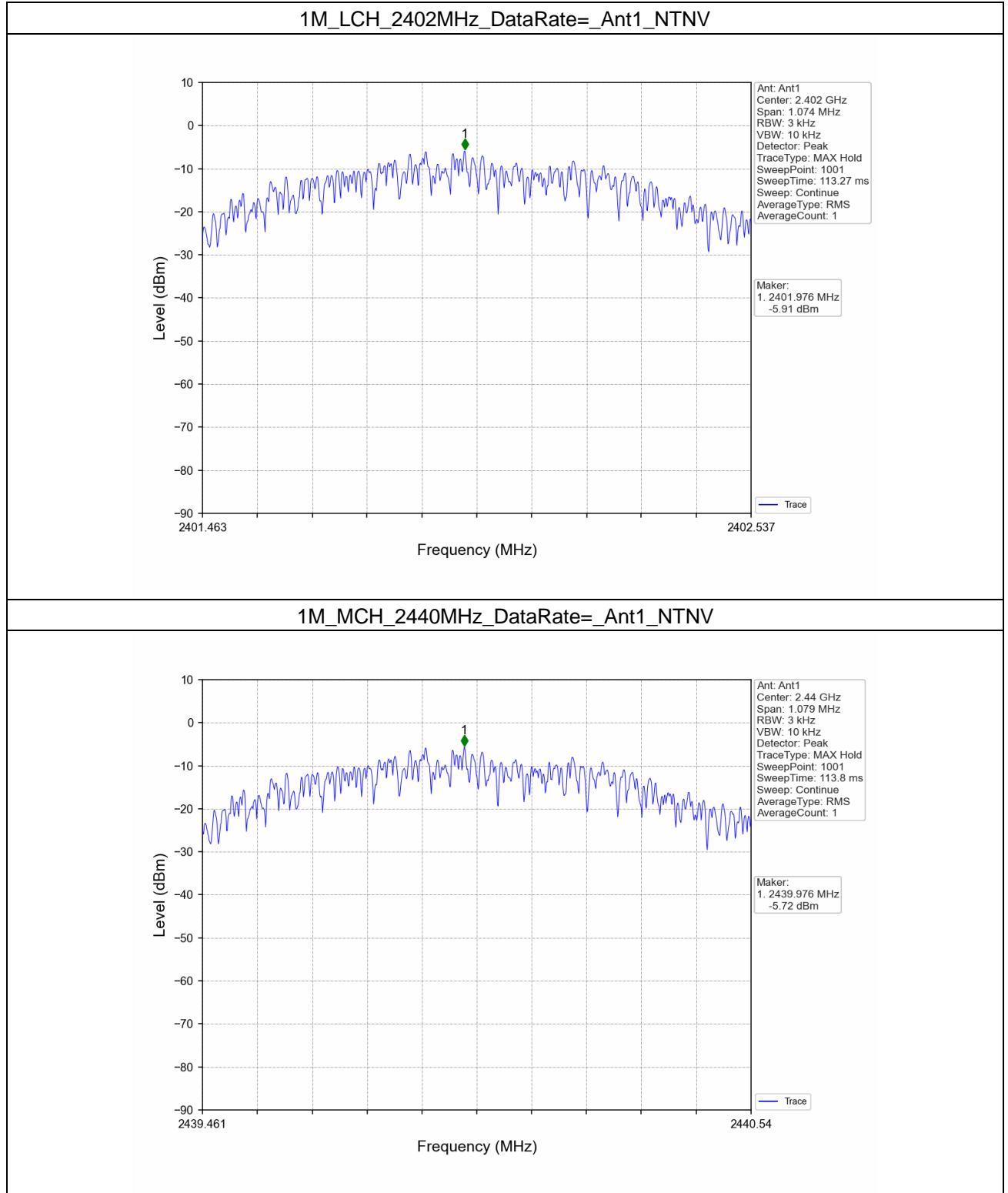


Unless otherwise agreed in writing, this document is issued by the Company subject to its General Conditions of Service printed overleaf, available on request or accessible at <http://www.sgs.com/en/Terms-and-Conditions.aspx> and, for electronic format documents, subject to Terms and Conditions for Electronic Documents at <http://www.sgs.com/en/terms-and-Conditions/Terms-e-Documents.aspx>. Attention is drawn to the limitation of liability, indemnification and jurisdiction issues defined therein. Any holder of this document is advised that information contained hereon reflects the Company's findings at the time of its intervention only and within the limits of Client's instructions, if any. The Company's sole responsibility is to its Client and this document does not exonerate parties to a transaction from exercising all their rights and obligations under the transaction documents. This document cannot be reproduced except in full, without prior written approval of the Company. Any unauthorized alteration, forgery or falsification of the content or appearance of this document is unlawful and offenders may be prosecuted to the fullest extent of the law. Unless otherwise stated the results shown in this test report refer only to the sample(s) tested and such sample(s) are retained for 30 days only.

Attention: To check the authenticity of testing /inspection report & certificate, please contact us at telephone: (86-755) 8307 1443, or email: CN.Doccheck@sgs.com

SGS-CSTC Standards Technical Services Co., Ltd. No.198 Kezhu Road, Sciencetech Park, Guangzhou Economic & Technology Development District, Guangzhou, China 510663 t (86-20) 82155555 f (86-20) 82075058 www.sgs.com.cn  
 Guangzhou Branch Testing & Calibration Laboratory 中国·广州·经济技术开发区科学城科珠路198号 邮编: 510663 t (86-20) 82155555 f (86-20) 82075058 sgs.china@sgs.com

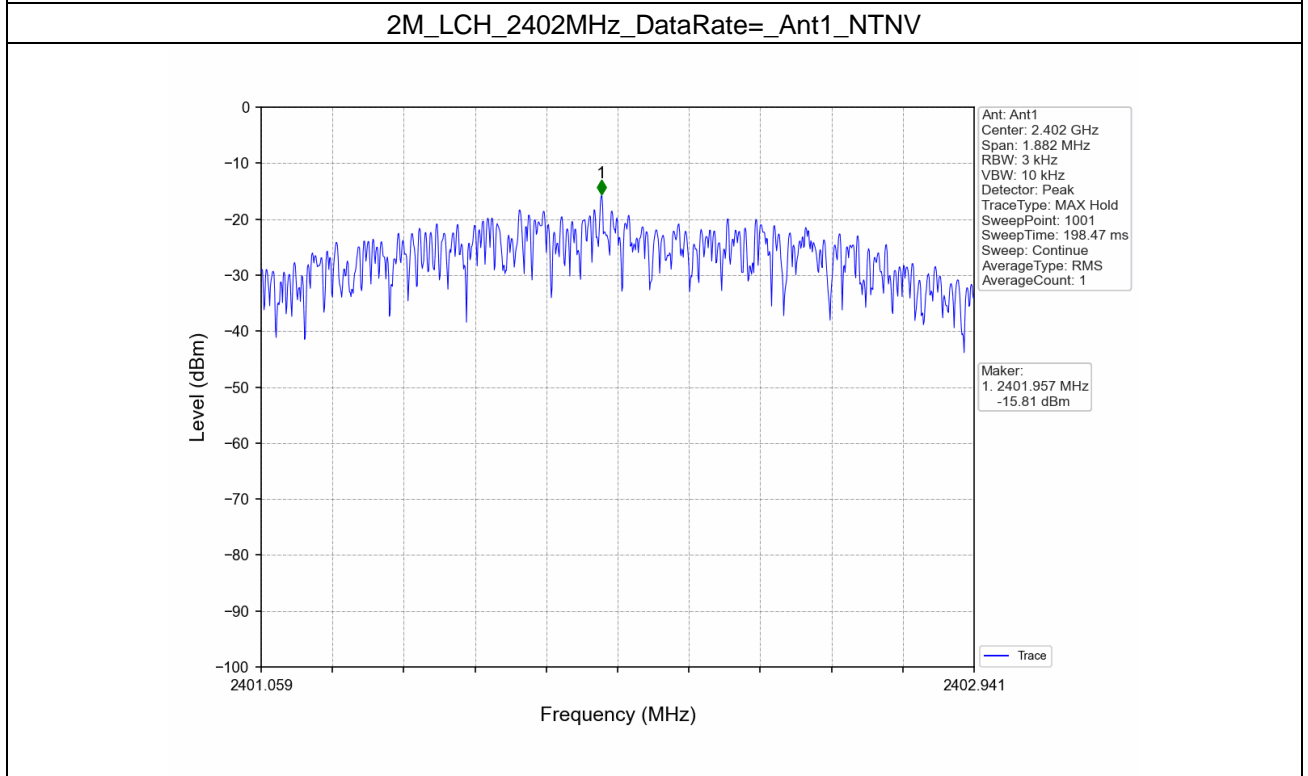
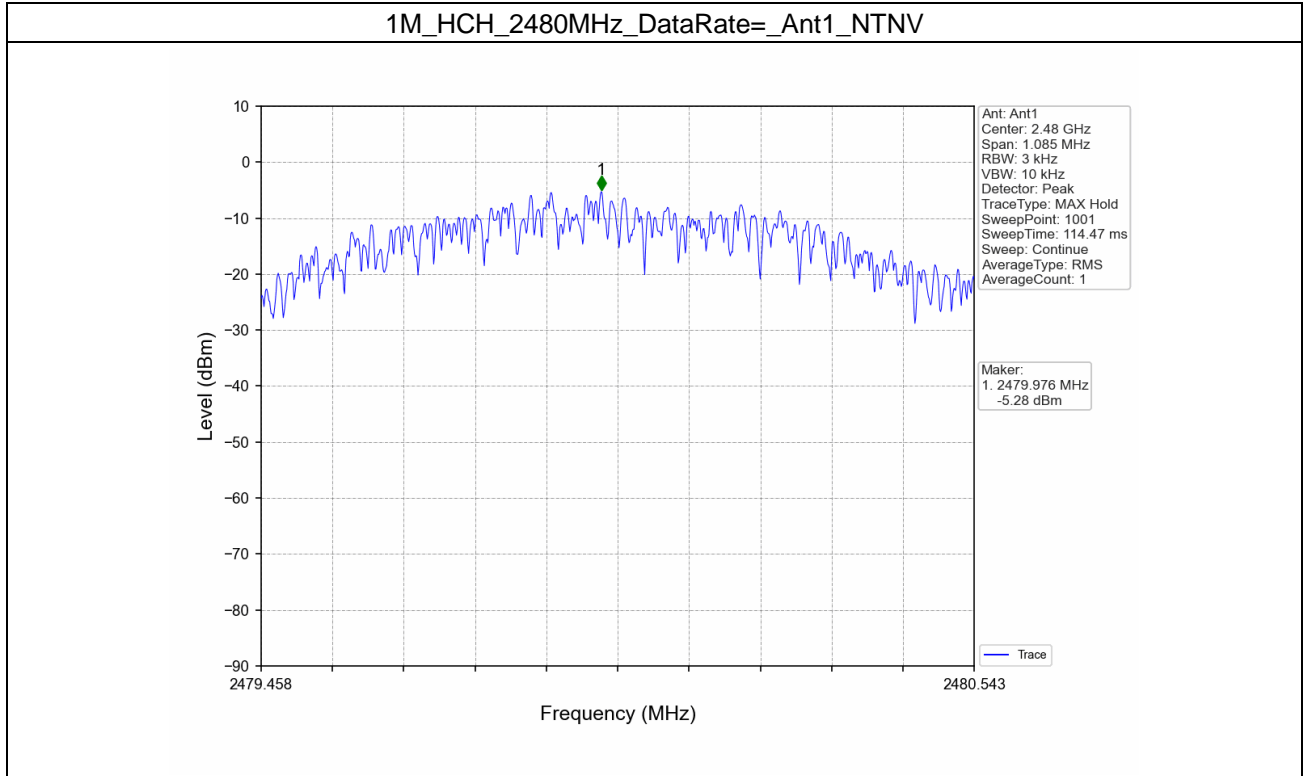
### 4.1.2 Test Graph



Unless otherwise agreed in writing, this document is issued by the Company subject to its General Conditions of Service printed overleaf, available on request or accessible at <http://www.sgs.com/en/Terms-and-Conditions.aspx> and, for electronic format documents, subject to Terms and Conditions for Electronic Documents at <http://www.sgs.com/en/terms-and-Conditions/Terms-e-Documents.aspx>. Attention is drawn to the limitation of liability, indemnification and jurisdiction issues defined therein. Any holder of this document is advised that information contained hereon reflects the Company's findings at the time of its intervention only and within the limits of Client's instructions, if any. The Company's sole responsibility is to its Client and this document does not exonerate parties to a transaction from exercising all their rights and obligations under the transaction documents. This document cannot be reproduced except in full, without prior written approval of the Company. Any unauthorized alteration, forgery or falsification of the content or appearance of this document is unlawful and offenders may be prosecuted to the fullest extent of the law. Unless otherwise stated the results shown in this test report refer only to the sample(s) tested and such sample(s) are retained for 30 days only.

Attention: To check the authenticity of testing /inspection report & certificate, please contact us at telephone: (86-755) 8307 1443, or email: CN.Doccheck@sgs.com

SGS-CSTC Standards Technical Services Co., Ltd. | No.198 Kezhu Road, Sciencetech Park, Guangzhou Economic & Technology Development District, Guangzhou, China 510663 t (86-20) 82155555 f (86-20) 82075058 www.sgsgroup.com.cn  
Guangzhou Branch Testing Center EEC Laboratory | 中国·广州·经济技术开发区科学城科珠路198号 邮编: 510663 t (86-20) 82155555 f (86-20) 82075058 sgs.china@sgs.com



Unless otherwise agreed in writing, this document is issued by the Company subject to its General Conditions of Service printed overleaf, available on request or accessible at <http://www.sgs.com/en/Terms-and-Conditions.aspx> and, for electronic format documents, subject to Terms and Conditions for Electronic Documents at <http://www.sgs.com/en/terms-and-Conditions/Terms-e-Documents.aspx>. Attention is drawn to the limitation of liability, indemnification and jurisdiction issues defined therein. Any holder of this document is advised that information contained hereon reflects the Company's findings at the time of its intervention only and within the limits of Client's instructions, if any. The Company's sole responsibility is to its Client and this document does not exonerate parties to a transaction from exercising all their rights and obligations under the transaction documents. This document cannot be reproduced except in full, without prior written approval of the Company. Any unauthorized alteration, forgery or falsification of the content or appearance of this document is unlawful and offenders may be prosecuted to the fullest extent of the law. Unless otherwise stated the results shown in this test report refer only to the sample(s) tested and such sample(s) are retained for 30 days only.

Attention: To check the authenticity of testing /inspection report & certificate, please contact us at telephone: (86-755) 8307 1443, or email: [CN.Doccheck@sgs.com](mailto:CN.Doccheck@sgs.com)

SGS-CSTC Standards Technical Services Co., Ltd. | No.198 Kezhu Road, Sciencetech Park, Guangzhou Economic & Technology Development District, Guangzhou, China 510663 t (86-20) 82155555 f (86-20) 82075058 www.sgs.com.cn  
Guangzhou branch Technical Services Co., Ltd. EEC Laboratory | 中国·广州·经济技术开发区科学城科珠路198号 邮编: 510663 t (86-20) 82155555 f (86-20) 82075058 sgs.china@sgs.com