


# Appendix D

## Test setup photograph

# Table of Contents

1. 2.4G Tissue Head-worn Photograph..... 3


### 1. 2.4G Tissue Head-worn Photograph




Top Side-0mm



Bottom Side-0mm



Left Side-0mm



Right Side-0mm



Front side-0mm



Back Side-0mm