


Appendix D

Test setup photograph


Table of Contents

1. 2.4G Tissue Head-worn Photograph..... 3


1. 2.4G Tissue Head-worn Photograph




L Top Side-0mm



L Bottom Side-0mm




Left Side-0mm




L Right Side-0mm




L Front side-0mm



L Back Side-0mm




R Top Side-0mm




R Bottom Side-0mm



R Left Side-0mm



R Right Side-0mm



R Front Side-0mm



R Back Side-0mm