

QUICK START GUIDE

BC

LIVE300TWS

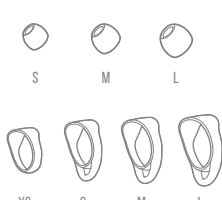


WHAT'S IN THE BOX

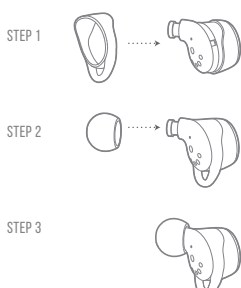


HOW TO WEAR


SELECT YOUR SIZE
MIX AND MATCH FOR A PERFECT
FIT AND AUDIO PERFORMANCE



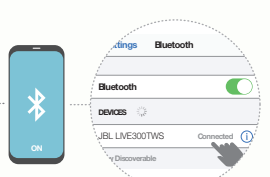
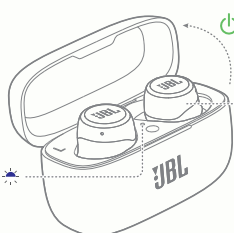
ATTACH EAR TIPS AND
ENHANCERS



FIRST TIME USE




POWER ON & PAIRING



AUTOMATIC PAIRING INSIDE THE CASE

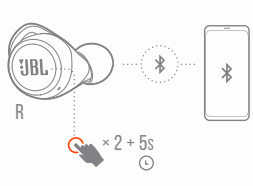
CHOOSE "JBL LIVE300TWS" TO CONNECT

POWER OFF

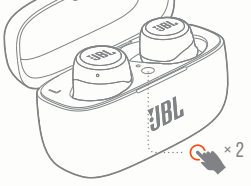


MANUAL

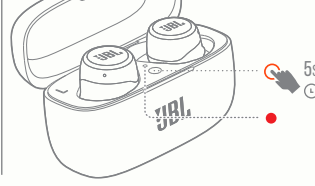
CONNECT TO A BLUETOOTH DEVICE



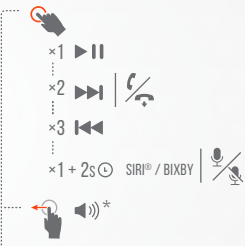
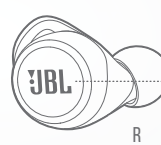
PAIRING LEFT AND RIGHT EARPIECES



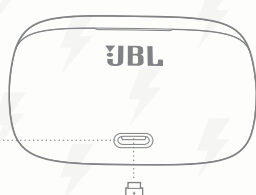
RESET



BUTTON COMMAND



CHARGING



CHARGE 2HR

LED BEHAVIORS

