

# Testing Report


Customer Name: SHENZHENSHIXINZHONGXIN TECHNOLOGY.CO.,LTD

Product Name: BT Antenna

Sample Model: T680

Reference Standard: *GB/T9410-2008; ANSI/IEEE Std 149-1979*

Issue Date: 2025.07.03

Engineer:		Date:2025.07.03
Auditor:		Date:2025.07.03
Approver:		Date:2025.07.03

# 1. General Information

## 1.1 General Information of testing institutions

<b>Name</b>	Shenzhen Hetuo Technology Co.,Ltd.
<b>Addresses</b>	Room 1202B, Building C6, Hengfeng Industrial City, Xixiang, Baoan District, Shenzhen
<b>Tel</b>	18665849001
<b>E-mail</b>	18665849001@163.com
<b>Equipment</b>	Agilent 5071C

## 1.2 Testing principle

### Multi-probe OTA Measurement System

Gain & Efficiency	Gain & Efficiency	SATIMO Agilent 5071C
-------------------	-------------------	-------------------------



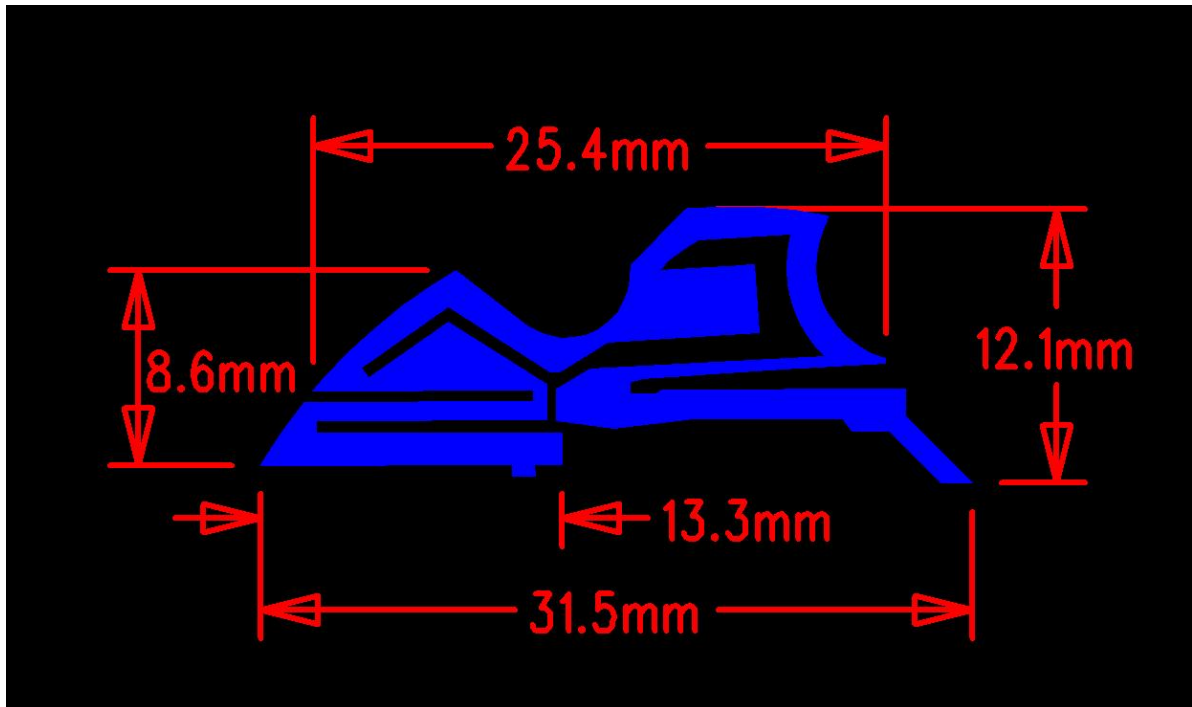
## 1.3 Test equipment

Equipment	Model No.	Serial No.	Manufacturer	Calibration date	Next calibration date
24 probe microwave chamber	4*3*3	NA	FEITU	2025.06.30	2025.09.30
Network Analyzer	5071C	NA	Agilent	2025.06.30	2025.09.30

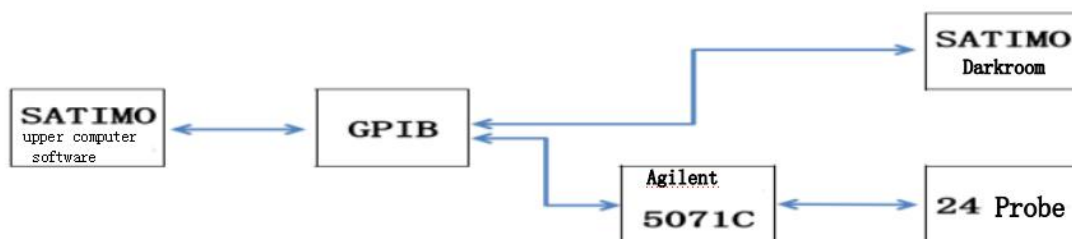
## 1.4 Test environment

Temperature	24°C ± 1.5°C
Humidity	45%RH
Pressure	101kPa

## 1.5 Antenna Photo & Length(mm)



## 1.6 Brief summary of Procedure



1. SATIMO turn on the Upper Computer Software, Name: VeryView99.exe, Version No.: V1.10;
2. VeryView99 via GPIB (General Purpose Interface Bus) to control the shielding room (darkroom)'s SATIMO;
3. Meanwhiel, GPIB control the Agilent 5071C to read the Antenna data by 24 Probe;
4. Agilent 5071C will analyse the data and generate the result;
5. Agilent 5071C will feedback to VeryView99 software to generate the test report.

## 2. Sample Information


### 2.1 Client information

<b>Name</b>	SHENZHEN SHIXINZHONGXIN TECHNOLOGY. CO., LTD
<b>Address</b>	A1, Shajing Donghuan Industrial Zone, Bao 'an District, Shenzhen
<b>Contacts</b>	Ma Chao
<b>Tel</b>	18218809918
<b>E-mail</b>	machao@c-chip.com.cn

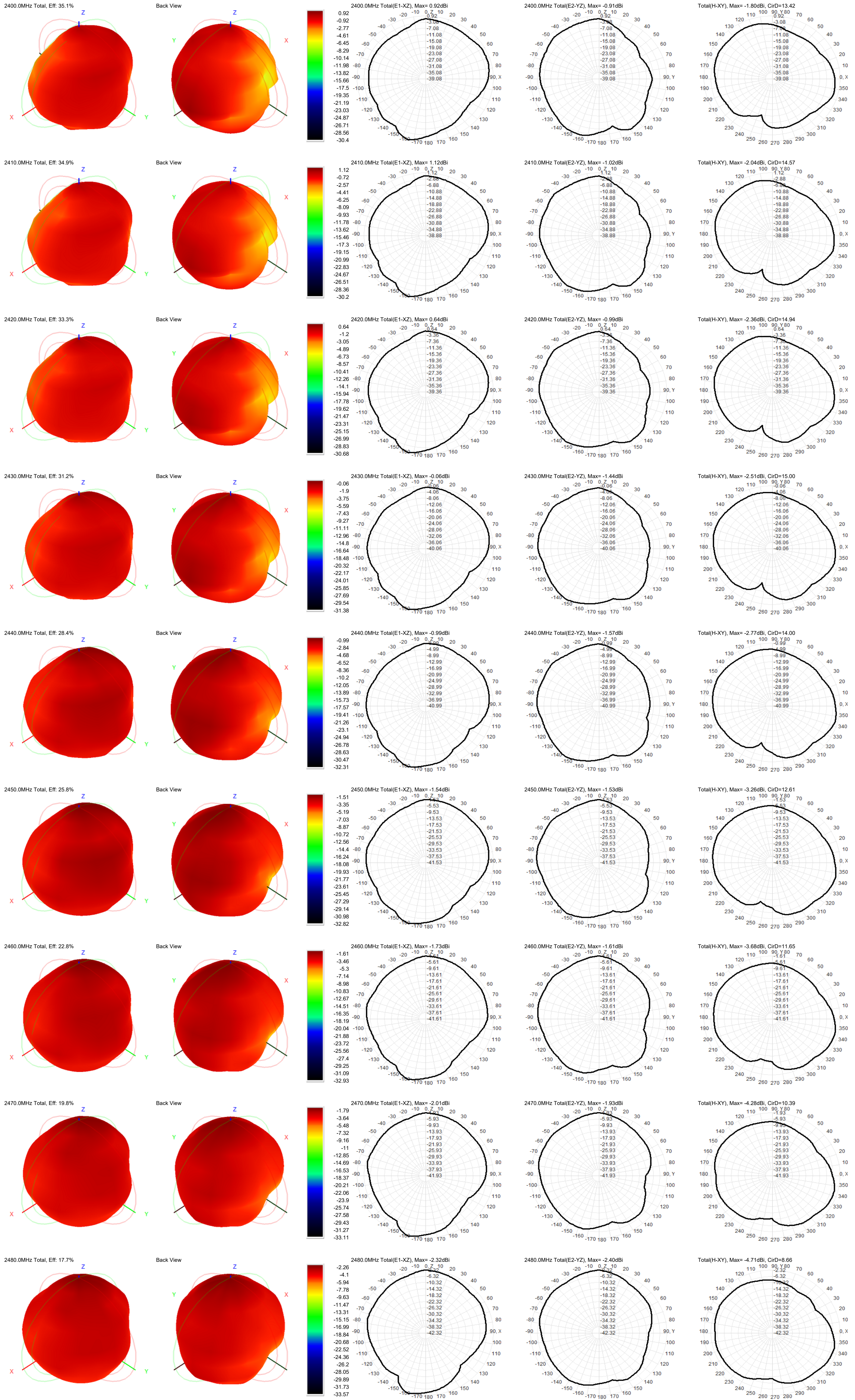
### 2.2 Description of EUT(S)

<b>Product Name</b>	BT Antenna
<b>Sample Model</b>	T680
<b>Antenna Size</b>	12.1*31.5mm
<b>Antenna Type</b>	PCB antenna
<b>Serial No.</b>	/
<b>Test Item</b>	Antenna Gain,Radiation pattern,photo,peak Gain
<b>Frequency Range</b>	2400-2500MHz
<b>Peak Gain</b>	1.12dBi
<b>Received Date</b>	2025.06.27
<b>Test Date</b>	2025.07.03
<b>Remark</b>	The length of the RF cable is 50mm

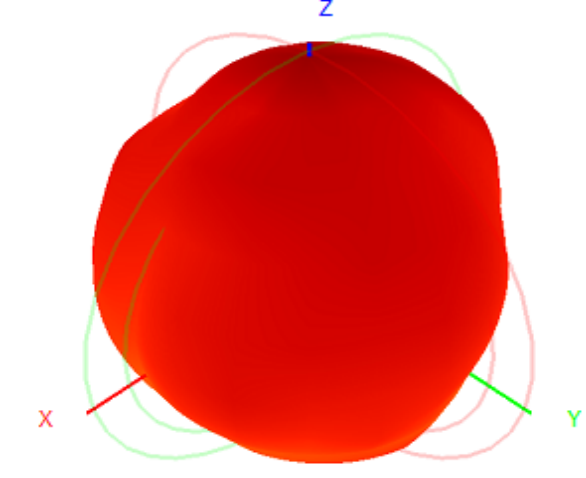
### 3.Photo



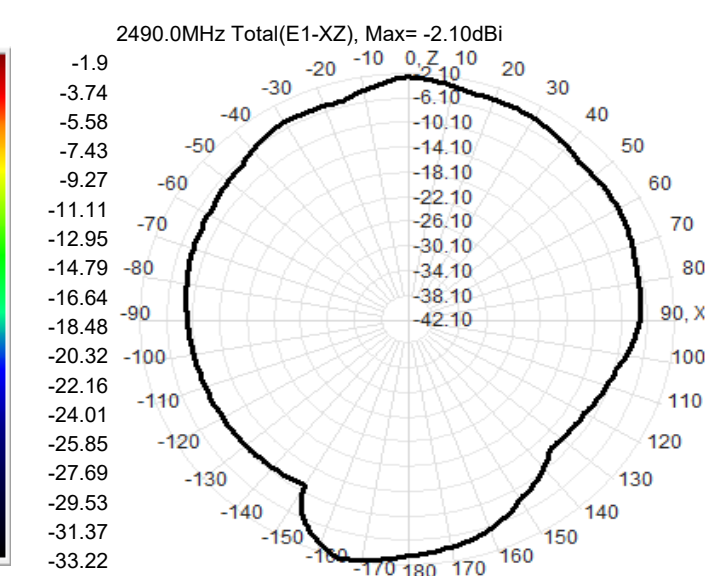
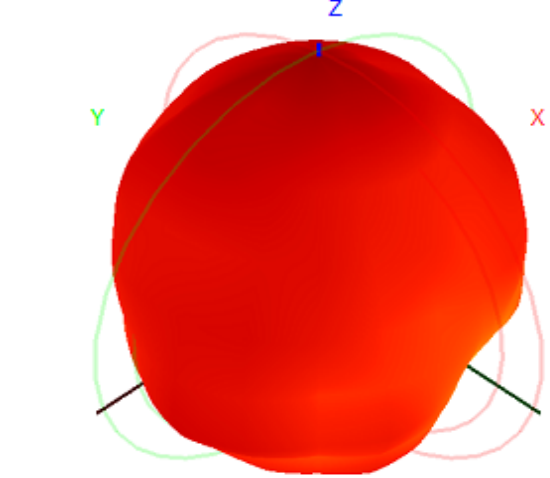
Frequency (MHz)	2400.0	2410.0	2420.0	2430.0	2440.0	2450.0	2460.0	2470.0	2480.0	2490.0	2500.0
Efficiency (dBi)	-4.55	-4.57	-4.78	-5.05	-5.47	-5.88	-6.42	-7.03	-7.52	-7.65	-7.65
Gain (dBi)	0.92	1.12	0.64	-0.06	-0.99	-1.51	-1.61	-1.79	-2.26	-1.90	-1.40
Efficiency (%)	45.10	44.91	43.28	41.24	38.41	35.84	32.80	29.80	27.69	27.16	27.18



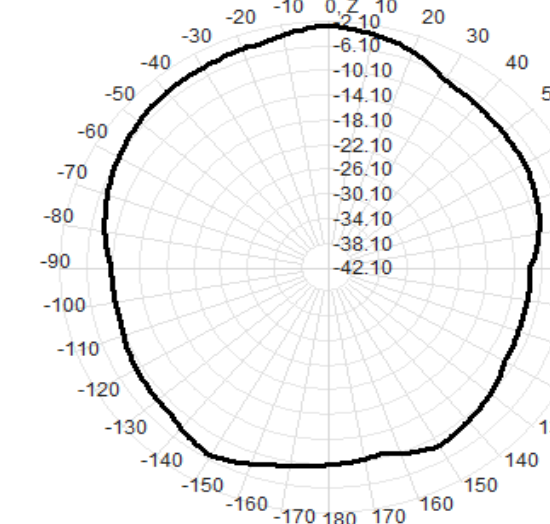
2490.0MHz Total, Eff: 17.2%



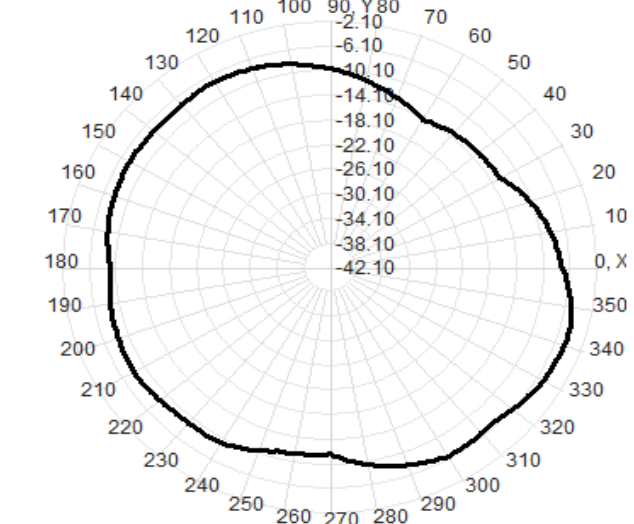
Back View



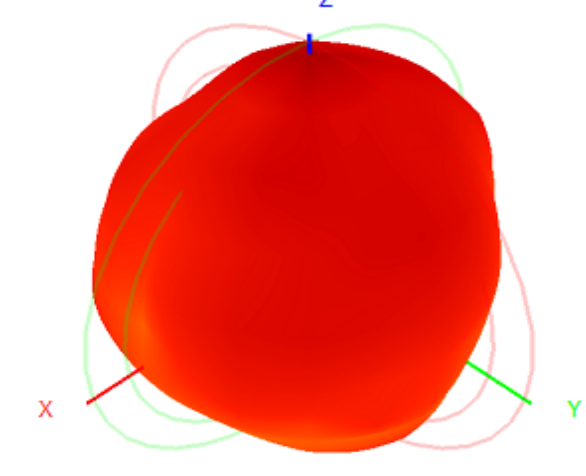
2490.0MHz Total (E2-YZ), Max=-2.81dBi



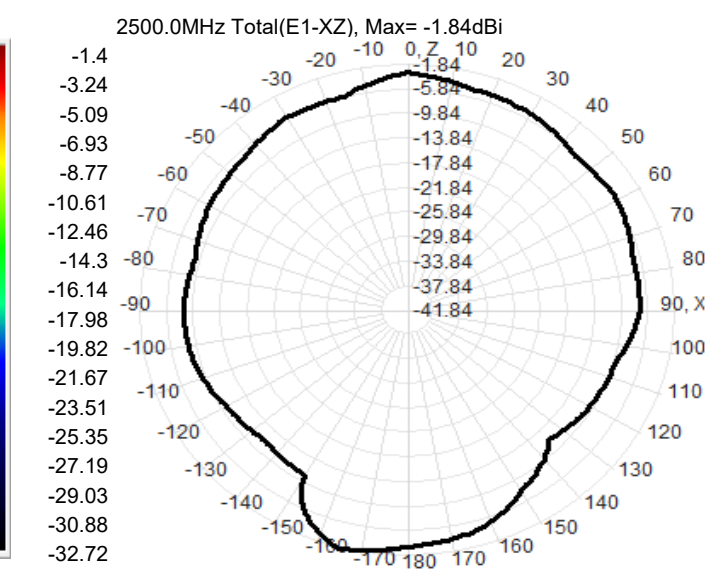
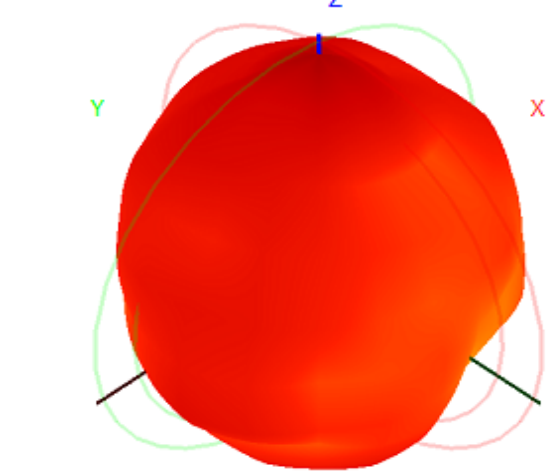
Total (H-XY), Max=-4.94dBi, CirD=9.44



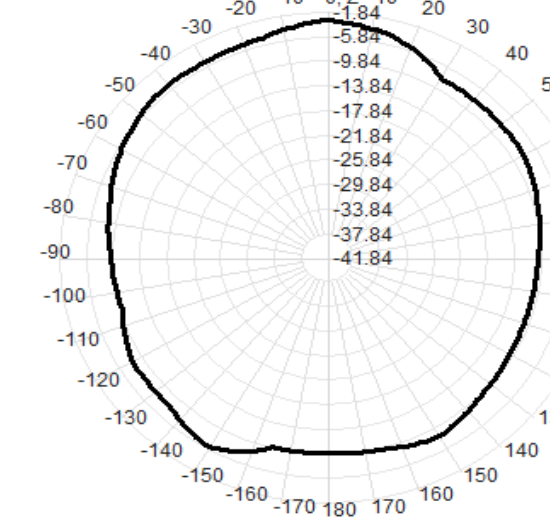
2500.0MHz Total, Eff: 17.2%



Back View



2500.0MHz Total (E2-YZ), Max=-3.14dBi



Total (H-XY), Max=-5.34dBi, CirD=11.26

