






Appendix A

Photo

Test position	
Horizontal-UP	Horizontal-Down
 A close-up photograph showing a black cable with a connector resting on a white foam block. The cable is positioned horizontally, and the connector is facing upwards.	 A close-up photograph showing a black cable with a connector resting on a white foam block. The cable is positioned horizontally, and the connector is facing downwards.
Vertical-Front	Vertical-Back
 A close-up photograph showing a black cable with a connector resting on a white foam block. The cable is positioned vertically, and the connector is facing the front of the block.	 A close-up photograph showing a black cable with a connector resting on a white foam block. The cable is positioned vertically, and the connector is facing the back of the block.
Top Side	N/A



/

Antenna location diagram

